

1

9

9

5

# Broncos Media Guide



FS


SS

00

e

4

2



## DENVER BRONCOS 1995 SCHEDULE

Day, Date	Team and Site	Time	TV
<b>Preseason</b>			
Saturday, July 29	vs. SAN FRANCISCO	7:00 p.m. (MDT) KCNC	
Saturday, Aug. 5	vs. San Francisco at Tokyo, with local kickoff at 11 a.m., Sunday	8:00 p.m. (MDT) ESPN	
Friday, Aug. 11	at Carolina	7:30 p.m. (EDT) KCNC	
Monday, Aug. 21	vs. DALLAS	6:00 p.m. (MDT) ABC	
Friday, Aug. 25	at Jacksonville	7:00 p.m. (EDT) KCNC	

### Regular Season

Sunday, Sept. 3	vs. BUFFALO	6 p.m. (MDT) TNT	
Sunday, Sept. 10	at Dallas	3 p.m. (CDT) NBC	
Sunday, Sept. 17	vs. WASHINGTON	2 p.m. (MDT) FOX	
Sunday, Sept. 24	at San Diego	1 p.m. (PDT) NBC	
Sunday, Oct. 1	at Seattle	1 p.m. (PDT) NBC	
Sunday, Oct. 8	at New England	8 p.m. (EDT) TNT	
Monday, Oct. 16	vs. OAKLAND	7 p.m. (MDT) ABC	
Sunday, Oct. 22	vs. KANSAS CITY	2 p.m. (MDT) NBC	
Sunday, Oct. 29	BYE WEEK		
Sunday, Nov. 5	vs. ARIZONA	2 p.m. (MST) FOX	
Sunday, Nov. 12	at Philadelphia	8 p.m. (EST) ESPN	
Sunday, Nov. 19	vs. SAN DIEGO	2 p.m. (MST) NBC	
Sunday, Nov. 26	at Houston	3 p.m. (CST) NBC	
Sunday, Dec. 3	vs. JACKSONVILLE	2 p.m. (MST) NBC	
Sunday, Dec. 10	vs. SEATTLE	2 p.m. (MST) NBC	
Sunday, Dec. 17	at Kansas City	3 p.m. (CST) NBC	
Sunday, Dec. 24	at Oakland	1 p.m. (PST) NBC	

*All Kickoff Times are Local at Site*

## THE DENVER BRONCOS

### Executive Offices

13655 Broncos Parkway  
Englewood, Colorado 80112  
Telephone: (303) 649-9000  
FAX: (303) 649-9355 (P.R.)  
(303) 649-9354 (General)

### Ticket Office

Denver Mile High Stadium  
1900 Eliot Street  
Denver, Colorado 80204  
Telephone: (303) 433-7466

### Training Camp

Lawrenson Hall  
University of Northern Colorado  
Greeley, Colorado 80639  
Telephone: (970) 623-3035  
FAX: (970) 351-0411

### ON THE COVER

Denver Broncos football enters a new era in 1995 as Mike Shanahan returns to the Mile High City to assume the responsibilities of head coach. The 11th head coach in the history of the Broncos organization, Shanahan begins his third stint in Denver after previously serving as wide receivers coach, quarterbacks coach and offensive coordinator.

# DENVER BRONCOS 1995 MEDIA GUIDE

## INDEX

Alumni Council	324	Radio Network	361
Artificial Turf Record	376	Records	
Attendance Marks	289	Individual	295
Biographies:		Team	308
Assistant Coaches	14	Coaches	287
Draft Choices	146	Individual vs. Broncos	314
Head Coach	12	Results	
Management	7	Regular Season, 1960-94	207
Player Personnel	27	Preseason, 1960-94	207
Rookie & First Year Free Agents	152	1994 Season	156
Veteran Players	40	Retired Numbers	329
Biographies Index	4	Ring of Fame	359
Broncos Cheerleaders	356	Rosters:	
Cold Weather Games	375	All-Time Broncos (Alphabetical)	330
Community Relations	355	All-Time Broncos (Numerical)	340
Directory	2	All-Time Coaches	288
Draft Choices 1960-95	321	Breakdown by Position	201
Game Summaries, 1994	168	Rookie and First-Year	205
Hall of Fame Broncos	325	Veterans	202
Highlight Film Information	381	Schedules:	
Historical Highlights	347	Broncos 1995	IFC
Honors (Individual)	319	1995 Opponents	371
Hotels on the Road	376	NFL Regular Season	382
How the Broncos Were Built	204	NFL Postseason	386
Last Time	200	NFL Preseason	387
Mascot	357	NFL Interconference games	388
Media Information	380	Series Scores vs. Opponents	219
Medical Glossary	362	Stadium Information	360
Monday Night Game Results	223	Starting Lineups, 1960-94	259
Most Valuable Player Awards		Starters, 1994 Game-by-Game	162
(Broncos team)	346	Statistics:	
National Football League		1994 Game by Game	168
1994 Standings	377	1994 Individual	156
Personnel Directory	378	1994 Miscellaneous	159
Player Personnel Dates	369	1994 Team (offense by game)	164
Public Relations Directors	379	1994 Team (defense by game)	165
NFC/AFC Championship History	358	1994 Top Performances	161
Offense and Defense Year by Year	290	Leaders Year by Year	291
One Game Superlatives, 1994	161	Year-by-Year Final	225
Overtime Games	224	Super Bowl Future Sites	199
Participation, 1994 by game	166	Television Games, 1995	389
Paul D. Bowlen Memorial		Ticket Sales, 1960-95	290
Broncos Centre	6	Trades	326
Plan B Free Agents	325	Training Camp Sites, 1960-95	376
Playing Field Plan	367	Uniform Numbers, all-time	340
Playoff History	265	Winning Tradition	38
Pronunciation Guide	201		

## CREDITS

The 1995 Denver Broncos media guide has been produced to assist members of the media in their coverage of the Broncos. The guide was produced by the club's public relations department, Jim Saccomano, Director. Information contained herein was compiled by the current and previous public relations staffs. The '95 guide was written by Saccomano and assistant directors Paul Kirk and Richard Stewart. Layout and design by Kirk using QuarkXPress™ desktop publishing applications on a Macintosh computer system. Printing by A.B. Hirschfeld Press, Denver, Colo. See pages 380-81 for complete media services information.

# BRONCOS DIRECTORY

Business Address .....13655 Broncos Parkway, Englewood, CO 80112  
 Telephone .....(303) 649-9000  
 Ticket Office .....(303) 433-7466  
 Home Stadium .....Mile High Stadium (76,273)  
 Colors .....Orange and Blue  
 Conference .....American Football Conference (Western Division)

## OWNERSHIP

Pat Bowlen .....President and Chief Executive Officer  
 Yolanda Saltus .....Executive Assistant to the President

## BOARD OF DIRECTORS

Pat Bowlen .....Chairman of the Board  
 Bill Bowlen .....Board Member  
 John Bowlen .....Board Member  
 Bill Britton .....Board Member  
 Jeff Harman .....Board Member  
 Fred Hemmings .....Board Member  
 John Jagger .....Board Member

## GENERAL MANAGER

John Beake .....General Manager  
 Kristi Nichols .....Administrative Assistant to the General Manager

## HEAD COACH

Mike Shanahan .....Head Coach

## COACHING STAFF

Frank Bush .....Linebackers  
 Barney Chavous .....Assistant Offensive Line / Assistant Strength and Conditioning  
 Rick Dennison .....Offensive Assistant  
 Ed Donatell .....Defensive Backs  
 George Dyer .....Defensive Line  
 Alex Gibbs .....Assistant Head Coach / Offensive Line  
 Mike Heimerdinger .....Wide Receivers  
 Gary Kubiak .....Offensive Coordinator / Quarterbacks  
 Brian Pariani .....Tight Ends  
 Al Reynolds .....Defensive Assistant / Assistant Defensive Backs  
 Greg Robinson .....Defensive Coordinator  
 Greg Saporta .....Administrative Assistant / Strength and Conditioning  
 Richard Smith .....Special Teams  
 Bobby Turner .....Running Backs  
 Rich Tuten .....Strength and Conditioning

Cindi Lowe .....Secretary to Head Coach  
 Dixie Greer .....Assistant Coaches Secretary / Video Department

## BOWLEN SPORTS, INC. (BSI)

Bob Hampe .....Chief Operating Officer  
 Gail Stuckey .....Stadium Operations Manager  
 Michael Young .....Director of Corporate Relations  
 Lisa Rybicki .....Secretary to the Chief Operating Officer

## PLAYER PERSONNEL

Bob Ferguson .....Director of Player Personnel  
 Jerry Frei .....Director of College Scouting  
 Jack Elway .....Director of Pro Scouting  
 Harold Richardson .....Administrative Assistant / Pro Personnel  
 Bob Beers .....College Scout  
 Marv Braden .....College Scout  
 Scott DiStefano .....College Scout  
 Dave Gittleman .....College Scout

Cornell Green .....College Scout  
 Charlie Lee .....College Scout  
 Ted Sundquist .....College Scout  
 Chris Trulove .....Pro Personnel Assistant  
 Pam Hynes .....Player Personnel Secretary  
 Jill Orr .....Player Personnel Secretary

## MEDICAL STAFF

Steve Antonopoulos .....Head Athletic Trainer  
 James Collins .....Assistant Trainer  
 Jim Keller .....Assistant Trainer  
 Dr. Richard Hawkins .....Team Physician  
 Dr. Arthur Ziporin .....Team Physician

## EQUIPMENT

Doug West .....Equipment Manager  
 Ronnie Bill .....Assistant Equipment Manager

## VIDEO OPERATIONS

Kent Erickson .....Director of Video Operations  
 Gary McCune .....Video Operations Assistant

## ACCOUNTING

Alex Rohr .....Controller  
 Liz Gillette .....Accounting  
 Beverly J. Havens .....Accounting  
 Sheila Thomas .....Accounting  
 Sherry Zoltay .....Insurance Coordinator

## COMMUNITY RELATIONS

Billy Thompson .....Director of Player Relations  
 Fred Fleming .....Assistant to the General Manager / Community Relations  
 Steve Sewell .....Community Relations Coordinator  
 Lee Carpenter .....Secretary

## INFORMATION SYSTEMS

Gary Kalika .....Director of Information Systems  
 Dave Daubers .....Operator / Programmer for Information Systems

## MARKETING

Rosemary Hanratty .....Director of Marketing  
 Pamela Krotchko .....Marketing Coordinator  
 Leslie McCormack .....Marketing Assistant  
 Neely Hunt .....Director of Cheerleaders

## OPERATIONS/BUILDINGS AND GROUNDS

Bill Harpole .....Director of Operations  
 Ross Kurcab .....Groundskeeper  
 Dan Kuhl .....Grounds Assistant  
 Troy Smith .....Grounds Assistant  
 Chip Conway .....Facilities Assistant  
 Adele Healey .....Secretary to Director of Operations and Pool Secretary  
 Maeve Drake .....Receptionist  
 Sue Kissell .....Broncos Store

## PUBLIC RELATIONS

Jim Saccomano .....Director of Media Relations  
 Paul Kirk .....Media Relations Assistant  
 Richard Stewart .....Media Relations Assistant

## TICKET OPERATIONS

Rick Nichols .....Director of Ticket Operations / Business Development  
 Patti Barban .....Ticket Assistant  
 Carol Gibbons .....Ticket Assistant  
 Trevor Hinz .....Ticket Assistant  
 Susan Vaughn .....Ticket Assistant



# INDEX TO BIOGRAPHIES

Aldridge, Allen .....	41
Alexander, Elijah .....	41
Atwater, Steve .....	42
Beake, John .....	10
Beers, Bob .....	29
Bernstine, Rod .....	44
Bowlen, Pat .....	7
Braden, Marv .....	30
Bradford, Ronnie .....	46
Braxton, Tyrone .....	47
Brown, Jamie .....	147
Brown, Ken .....	147
Burns, Keith .....	49
Bush, Frank .....	14
By'not'e, Butler .....	50
Campbell, Jeff .....	51
Canley, Sheldon .....	52
Carswell, Dwayne .....	53
Chamberlain, Byron .....	149
Chavous, Barney .....	14
Clark, Derrick .....	54
Craver, Aaron .....	55
Crockett, Ray .....	57
Davis, Terrell .....	150
Dennison, Rick .....	15
Diaz-Infante, David .....	59
DiStefano, Scott .....	30
Donatell, Ed .....	15
Dronett, Shane .....	59
Dyer, George .....	16
Elam, Jason .....	60
Elway, Jack .....	28
Elway, John .....	62
Evans, Jerry .....	74
Fequiere, Fritz .....	151
Ferguson, Bob .....	27
Fletcher, Simon .....	75
Frei, Jerry .....	27
Fuller, Randy .....	77
Garnett, David .....	78
Gettleman, David .....	31
Gibbs, Alex .....	17
Green, Cornell .....	31
Habib, Brian .....	80
Hager, Britt .....	81
Hall, Ken .....	83
Hasselbach, Harald .....	83
Hauck, Tim .....	84
Heimerdinger, Mike .....	18
Hilliard, Randy .....	86
Hoffman, Jim .....	152
Hunter, Brad .....	152
Ivlow, John .....	87
Jackson, Larry .....	153
Jacobs, Ray .....	88

## BIOGRAPHIES, CONTINUED

Jasper, Shane .....	153
Johnson, Vance .....	89
Jones, Danté .....	92
Jones, James .....	95
Jones, Rondell .....	97
Kartz, Keith .....	98
Kimbrough, Tony .....	99
Kubiak, Gary .....	19
Lee, Charlie .....	32
Lewis, Bill .....	100
Lodish, Mike .....	101
McCoy, Mike .....	153
McCaffrey, Ed .....	103
McElroy, Reggie .....	105
Meeks, Bob .....	106
Milburn, Glyn .....	107
Miles, Ostell .....	108
Millen, Hugh .....	110
Miller, Anthony .....	112
Musgrave, Bill .....	115
Nalen, Tom .....	117
Oshodin, Willie .....	118
Pariani, Brian .....	20
Pearson, Malcom X. .....	153
Perry, Michael Dean .....	119
Pritchard, Mike .....	122
Reynolds, Al .....	20
Richardson, Harold .....	29
Rivers, Reggie .....	124
Robinson, Greg .....	21
Robinson, Jeff .....	126
Rouen, Tom .....	127
Russ, Steve .....	151
Saporta, Greg .....	22
Schlereth, Mark .....	128
Schultz, Bill .....	130
Shanahan, Mike .....	12
Sharpe, Shannon .....	131
Small, Errol .....	154
Smith, Richard .....	23
Smith, Rod .....	154
Strother, Deon .....	133
Sundquist, Ted .....	32
Tamm, Ralph .....	134
Tanuvasa, Maa .....	154
Taylor, Eddie .....	154
Thomas, Eric .....	136
Thompson, Broderick .....	138
Turner, Bobby .....	24
Tuten, Rich .....	25
Wainright, Frank .....	139
Washington, Lionel .....	140
Williams, Dan .....	142
Wyman, Dave .....	143
Yeboah-Kodie, Phil .....	152
Zimmerman, Gary .....	144



## THE PAUL D. BOWLEN MEMORIAL BRONCOS CENTRE

On March 5, 1990 the Denver Broncos moved into the Paul D. Bowlen Memorial Broncos Centre, the new, state-of-the-art headquarters for the National Football League team. The complex is named for the Bronco owner's late father and is the culmination of Pat Bowlen's desire to maximize a positive working environment for his team, which was the only American Football Conference club to appear in the three Super Bowls during the 1980s.

The training facility is situated on 13.5 acres in the rapidly expanding Dove Valley Business Park in south Arapahoe County. It includes an administrative building, two full-size practice fields and a smaller workout field.

The Bowlen Broncos Centre is a two-story building totaling 59,000 square feet, well over twice the size of the team's previous facility. The ground floor houses the main entry, visitors area and trophy display area, and media room, in addition to the play-related facilities, which encompass the locker room, meeting rooms, training area, weight room, equipment room, and video department.

It is on the second level, which is accessible through two stairways adjacent to the lobby area, that most of the administrative offices are located. These include the offices for Pat Bowlen, Mike Shanahan, and John Beake, as well as those of all assistant coaches and football operations personnel. The second floor is divided into one wing for administrative offices and another for coaches and meeting rooms. The Broncos' extensive computer operation also is located on the second floor.

There is ample practice space now available for use by the Broncos, as both practice fields are 100 yards and one of them has a unique design system that includes underground wiring to prevent the turf from freezing and thus allows the Broncos to practice year round on unfrozen natural grass. The complex also includes a smaller, 50-yard natural grass workout field and the Broncos' indoor "bubble," which houses a 70-yard artificial turf field.

The expansive weight room and training room are among the largest in the entire league, and the Bowlen Centre also includes a separate building that houses two racquetball courts for training and leisure use by players and staff members.



## PRESIDENT AND CHIEF EXECUTIVE OFFICER

### PAT BOWLEN President and Chief Executive Officer



Both in Denver and within the structure of the National Football League, Denver Broncos President and Chief Executive Officer Pat Bowlen has earned a reputation as a bold, dynamic leader who is single-minded in his pursuit of excellence.

Now into his second full decade as the Broncos' owner, Pat Bowlen comes into 1995 with his franchise building on an almost unmatched level of success attained during his first 11 years. His addition of Mike Shanahan as Head Coach and the Broncos' typically strong approach to free agency has Denver fans excited about the new era of pro football in the Mile High City.

Whether judged by the aggressive pursuit of talent, by accomplishment on the field, or by attendance and fan interest, the Broncos' record of the last 11 years is matched by few teams in the NFL.

Nineteen ninety-five will be the 26th straight year of home sellouts at Mile High Stadium, longest in the American Football Conference, and that streak is just one measure of the Pat Bowlen success story in Denver.

During his tenure as President and Chief Executive Officer of the Broncos (1984-95) Bowlen's team has dominated the American Football Conference Western Division in posting more winning seasons (seven), division titles (five), playoff appearances (six), conference Championship Game appearances (four), and Super Bowl appearances (three) than any other club in the division.

The 1995 campaign begins a new era both for the Broncos and the NFL, and Pat Bowlen played an integral role in both, selecting a dynamic new head coach in Mike Shanahan while also having had a pivotal role in the creation of the new collective bargaining agreement and the new television contract, changing the face of professional football in the process.

The Broncos' dynamic chief executive followed up the hiring of Shanahan by once again becoming a major player in the league's free agency. Under Bowlen's leadership Denver has been very aggressive in the marketplace, this year adding defensive linemen Michael Dean Perry and James Jones, linebacker Britt Hager, cornerback Lionel Washington, and guard Mark Schlereth to a free agent acquisition list that previously included running back Rod Bernstine, guard Brian Habib, wide receiver Anthony Miller and cornerback Ray Crockett.

In addition, future Hall of Fame quarterback John Elway is signed to a contract that places the superstar signal-caller at the pinnacle of the NFL's salary structure.

Bowlen has made all these moves with one goal unchanged—to aggressively position the Broncos for yet another run at a Super Bowl championship for the Mile High City.

In addition to his role with the Broncos, Bowlen was a key figure in spearheading both the labor and TV contracts in his role as a member of both the NFL Management Council Executive Committee and Broadcasting Committee, and he is the Chairman of the NFL Broadcasting Committee. He is also currently a member of the NFL Enterprises/NFL Films Executive Committees, the NFL International Committee and the Board of World League, and has previously served on the Finance Committee.

He presides over a franchise that by any standard has been one of the NFL's most successful in this time frame (1984-95). Bowlen has watched the Broncos play 13 postseason games in 11 years of

ownership, with all regular and postseason games sold out at Mile High Stadium.

Bowlen was introduced as the Broncos' majority owner on March 23, 1984, and he and his family acquired total ownership in July 1985.

A Wisconsin native, he attended the University of Oklahoma, where he earned degree in both business (1965) and law (1968).

While the Broncos had a disappointing 8-8 record in 1992, in 1991 they had the greatest turnaround in team history, finishing with a 12-4 record that included the American Football Conference Western Division title and the fourth AFC Championship Game appearance of Bowlen's vibrant ownership.

Having made several more bold personnel moves this offseason, Bowlen's focus for the coming year is to once again put his team in line to contend for the AFC Championship that it won in 1986, 1987, and 1989. Denver was the only AFC franchise to make three Super Bowl appearances in the 1980s and without question Pat Bowlen provides the organizational thrust that has served as the catalyst to the Broncos' outstanding record.

Bowlen's Broncos represented the AFC in Super Bowls XXI (Pasadena), XXII (San Diego), and XXIV (New Orleans). In addition, Denver has had just two losing campaigns during the past 11 years.

No one sets higher standards for the Broncos than Pat Bowlen himself, whose unchanging goal is to have his franchise annually regarded among the finest in pro football, with victory being the measuring stick for that success. Thus, the goal of Denver's dynamic and energetic chief executive remains firmly set on capturing the world championship that so far has eluded the Mile High City.

The Broncos once again will pursue a championship season from their new headquarters, the Paul D. Bowlen Memorial Broncos Centre, a 59,000-square-foot state-of-the-art office and training complex in Arapahoe County's Dove Valley location. The move into this new facility, which came on March 5, 1990, accomplished one of Bowlen's significant goals, that being to upgrade the Broncos' working facility and in so doing solidify the foundation for continued success.

Bowlen's 11 years of ownership have resulted in the best home record (66-22) in the AFC. Bowlen finished second in *The Sporting News* 1987 Executive of the Year balloting.

He presides over a franchise that has won four division crowns and, has had regular season win totals of 13, 11, 11, 10, 11, and 12. In fact, six of the seven finest campaigns in team history have come during the Bowlen regime.

Pat Bowlen was introduced as the majority owner of the Denver Broncos on March 23, 1984, and that announcement triggered a new era in franchise history, one which has coupled success on the playing field with enthusiasm for an even brighter future.

He immediately put his own mark on the Broncos, establishing a solid administration and creating a positive atmosphere that was a major factor in the team's success both on and off the field.

The team responded with a 13-3 record and the American Football Conference Western Division championship in 1984, following that up with an 11-5 record that just barely kept the Broncos out of the playoffs in 1985.

Meanwhile, Bowlen has seen the Broncos' consecutive home game sellout streak stretch to 196 straight regular and postseason non-strike games through the end of the 1994 campaign, as Denver led the entire National Football League in actual in-stadium attendance over that 11-year period. The Broncos have drawn over 6.2 million fans to Mile High Stadium from 1984-94, tops in the NFL.

Having established a solid foundation, Bowlen took a dramatic step toward the future during 1986 with the construction of 60 luxury Penthouse Suites atop the west side of Mile High Stadium.

Bowlen and the Bowlen family acquired 100% ownership of the Broncos in July of 1985. He is active in day to day operations of the football club.

Born in Prairie du Chien, Wis., he attended high school there and went on to the University of Oklahoma, where he earned degrees in both business (1965) and law (1968).

Bowlen has served as the Honorary Chairman of the Colorado Relay Classic to benefit St. Joseph's Hospital (1985-95), the Colorado Special Olympics (1986-95), and the 1989 Centennial Scholarship rally at the University of Northern Colorado in Greeley. Along with being

honorary chairman of the Special Olympics, he was 1993's Outstanding Celebrity. He was also Co-Chairman of the Rose Medical Center Critical Care Campaign from 1986-89.

In addition, Bowlen was elected to the University of Denver Board of Trustees in 1987, and is active on several committees. He chairs the Athletic Affairs Committee and is Major Gifts Chairman for the Capital Campaign, while also serving on the Buildings and Grounds Committee. His previous DU committee memberships include the Institutional Advancement Committee and Institutional Advancement/University Relations subcommittee. He was also named to the Colorado Academy Board of Trustees in 1991.

He is Chairman of the Board of the Denver Broncos Youth Foundation and President of the Denver Broncos Charities Fund.

He also serves on the Board of Trustees of the Hawaii Maritime Center and was the 1992 honoree at the American Ireland Fund dinner.

Bowlen has real estate and natural resource holdings in Alberta, as well as real estate holdings in Colorado, Arizona, and California.

Bowlen also is Chairman of the Board and Director of Hambleton Estates Limited, and Northern Development Company Limited of Edmonton.

An outstanding athlete in his own right, he has competed in the Ironman Triathlon — an event in which one must swim 2.4 miles, ride 112 miles on a bicycle, and run 26.2 miles, all consecutively — as well as in other triathlon races and several marathons.

Bowlen is a member of several clubs and societies, including the Chief Executive's Organization, the Canadian and Edmonton Bar Associations, and the Law Society of Alberta. Bowlen was also a past member of the Young President's Organization.

## THE BOWLEN ERA

### AFC West team comparison 1984-1994

	<u>Winning Seasons</u>
Denver	7
Kansas City	7
Los Angeles	6
Seattle	5
San Diego	2

	<u>Division Titles</u>
Denver	5
Los Angeles	2
San Diego	2
Kansas City	1
Seattle	1

	<u>Playoff Appearances</u>
Denver	6
Kansas City	6
Los Angeles	5
Seattle	3
San Diego	2

	<u>Conference Championship Appearances</u>
Denver	4
Los Angeles	1
San Diego	1
Kansas City	0
Seattle	0

	<u>Super Bowl Appearances</u>
Denver	3
San Diego	1
Kansas City	0
Los Angeles	0
Seattle	0

## GENERAL MANAGER

JOHN BEAKE  
General Manager

The 1995 National Football League season marks the beginning of John Beake's second decade as Denver's General Manager and his 27th season in professional football as either coach or administrator. The Broncos come into this campaign with an exciting new outlook and a significantly restructured organization, and John Beake has been one of the key individuals in implementing these changes.

A member of four Super Bowl teams during his pro football career, Beake plays a crucial role in Denver being one of the league's most active teams in pro football's free agency marketplace, this

year signing an NFL-high 14 unrestricted free agents. Working closely with team President Pat Bowlen and Head Coach Mike Shanahan in assembling an organization that represents the Broncos and the Mile High City in the most successful and positive manner, John embodies the philosophy that one should combine performance with community involvement.

As General Manager, he is responsible for all day-to-day operations of club administration, with special concentration in the area of player contract negotiations, an area in which he has had considerable experience. He also personally directs the Broncos' contractual relationships with the City of Denver, local radio, and television entities.

John has perhaps the broadest range of experience of any NFL general manager, the only one in the league who has coached championship teams on the pro, college, and high school levels, as well as having served in a wide variety of administrative roles.

Now well into his third decade in pro football, John enters the 1995 campaign in his 17th year with the Denver Broncos and his 11th season as the club's General Manager. In his previous 10 years at the Broncos' helm John has been a vital cog in a Denver club that has dominated the American Football Conference Western Division, posting more winning seasons (six) and winning more division titles (four) than any other AFC West team.

John Beake's prominence in the Broncos' hierarchy is paralleled by continuing respect within the NFL. Active in the NFL's international development, his involvement is one of the keys to the Broncos being among just two teams (along with San Francisco) to have been selected for American Bowl games in London, Tokyo, Berlin and Barcelona. Of course, this year the Broncos play San Francisco in American Bowl '95 in Tokyo, a matchup that features the only teams to have played in five or more American Bowl games overseas (this is San Francisco's sixth and Denver's fifth). In addition, he played an integral role in Denver being the only American Football Conference club to win three conference crowns and thus make three Super bowl appearances (XXI, XXII, and XXIV) in the 1980s.

In 1991 John was named to the Board of Directors of the World League of American Football. Now in his fifth year working with the

board, he spends a considerable portion of time lending administrative guidance to the WL offices in New York. John was instrumental in determining the methodology by which 101 NFL players were provided to the WL for its 1992 campaign. Along with his continuing commitment to the World League, John serves as chairman of the NFL International Working Group, which is primarily comprised of other NFL general managers and player personnel directors. He is also a member of the NFL College and Pro Relations Committee.

One of his most visible recent Bronco accomplishments has been to provide a key leadership role in the construction of and move into the team's new training facility, the Paul D. Bowlen Memorial Broncos Centre, a 59,000-square foot state-of-the-art complex in Arapahoe County. This project, several years in the planning stages, was the fulfillment of one of John's key goals as the Broncos general manager.

John continuously works with the City of Denver on issues concerning the lease, capital improvements and fan comfort. Some of the completed improvements at Mile High Stadium include the renovation of the stadium's press box and the new theatre-styled seats throughout the stadium. These projects represent the general manager's desire to continually improve the game-day experience at Mile High Stadium.

In addition to contract involvement, one of John's prime areas of interest is working closely with city and state representatives on a variety of community concerns. For the past seven years, John has served as the chairman of the Red Ribbon Campaign, a strong educational anti-drug, chemical and substance abuse association that works in conjunction with the Colorado Federation of Parents.

An avid skier, he is on the Board of Directors of the National Sports Center for the Disabled at Winter Park, Colo., Ski Resort. The NSCD is heavily supported by the Denver Broncos Charity Fund. John is an annual participant in the Winter Park Pro-Am race to benefit the disabled skiers program.

As part of the continuing plan to broaden the team's community role and strengthen a family spirit within the club, John is actively involved with the Performing Arts Center.

John served as Assistant General Manager in 1984 and was the Broncos' Director of Football Operations the previous year, so his position at the helm of the club's administration is the culmination of a steady rise within the organization.

He joined the Broncos in 1979 as the Director of Pro Personnel and became Director of Player Personnel in 1981, having concentrated on the coaching aspects of the game prior to coming to Denver.

As assistant coach for the Kansas City Chiefs from 1968 through 1974, John was the offensive backfield coach for the Chiefs when they defeated the Minnesota Vikings to win Super Bowl IV in New Orleans. He also coached the running backs at New Orleans in 1976. On the college level, he coached at Penn State in 1961-62 and was the offensive coordinator at Colorado State University in 1975.

Upon receiving his master's degree from Penn State in 1962, John coached for six years at the high school level, where his teams lost just four games. He has a bachelor's degree from Trenton State College in New Jersey, in addition to his graduate degree from Penn State.

John and his wife, Marcia, have three children, Jerilyn, Chip, and Chris.



## HEAD COACH

### MIKE SHANAHAN Head Coach



A dynamic, disciplined leader who is recognized as one of the brightest offensive strategists in football, Mike Shanahan returns to the Mile High City with the goal of taking the Denver Broncos to the pinnacle of the National Football League.

Denver Broncos President and Chief Executive Officer Pat Bowlen named Mike Shanahan as Head Coach of his NFL franchise on January 31, 1995, ushering in a new era for a team that has made three Super Bowl appearances under Bowlen's ownership. The Broncos' new head coach has a seven-year contract and complete control of all aspects

of football operations.

Shanahan, 42, comes to Denver from the World Champion San Francisco 49ers, where he served as offensive coordinator for the past three seasons (1992-94). The 49ers' offense reached astonishing levels under Shanahan's leadership. San Francisco's three-year offensive averages under Shanahan's direction were the most productive in the history of pro football. His three-year averages included being number one in total points (an average of 470 per year), total touchdowns (61), rushing TDs (24), passing TDs (32), third-down efficiency (49%), total offense (an average of 6,225 yards annually) and average yards per play (6.2 yards per attempt).

His three-year period as offensive coordinator included the 49ers setting numerous team records during Shanahan's tenure, including the first time ever that San Francisco led the NFL in total offense in consecutive seasons (1993 and 1994), along with remarkable records for most touchdowns (66), passing yards (4,302), total offense (6,435), first downs (372), completion percentage (70.3 %), and average yards per play (6.30).

San Francisco quarterback Steve Young re-wrote many NFL passing records and was named the NFL most valuable player twice in his three years under Shanahan's guidance, in addition to throwing for six touchdowns and earning Super Bowl XXIX most valuable player honors.

During his NFL career Shanahan has been a part of teams that have played in seven AFC or NFC Championship Games, in addition to his four Super Bowl appearances, three with Denver and the Super Bowl XXIX game with San Francisco. In his nine seasons coaching at the collegiate level, Shanahan's teams participated in eight bowl games, winning two national championships.

A driving force behind the Broncos' offense for all three of their most recent Super Bowl appearances (following the 1986, 1987, and 1989 seasons), he first came to Denver in 1984 as coach of the club's wide receivers. He served as offensive coordinator from 1985-87, and then returned to Denver as quarterbacks coach on Oct. 16, 1989, after serving as head coach of the Los Angeles Raiders in 1988 and through the first four games of the 1989 campaign. Shanahan inherited a team that was 5-10 in 1987 and improved it to 7-9 his first season. After starting 1-3 the following year, he was dismissed.

His second stint in Denver included not only the 1989 Super Bowl appearance by the Broncos, but the team's fourth AFC Championship

Game appearance of the Bowlen era (1991 at Buffalo), with Shanahan again serving as offensive coordinator.

A native of Oak Park, Ill. (8/24/52), Michael Edward Shanahan attended East Leyden High School in Franklin Park, where he earned numerous honors. In a student body population of 2,500, Shanahan was voted athlete of the year as well as most valuable player in both football and track. He set a still-standing single-game school record with 258 yards rushing on 17 carries (a 15.2 average).

He received a scholarship to Eastern Illinois University, where he played quarterback and lost a kidney in the spring game of his junior year, which began his coaching career a year earlier than was intended. Mike also received his bachelor's and master's degrees at EIU.

He began his coaching career at Oklahoma in 1975-76, serving as the offensive backfield and receivers coach for the Sooners, and they won the national championship in his first year on their staff (1975).

Shanahan was Northern Arizona's backfield coach in 1977 at the age of 24, and the Lumberjacks averaged a school-record 391.1 yards that season. A year later, Shanahan returned to Eastern Illinois as offensive coordinator and helped guide his alma mater to the Division II title. The year before Shanahan's arrival the team was 1-10. In 1979 he served as offensive coordinator at Minnesota, where he implemented the run-and-shoot offense, with the result being that the Gophers set 40 school offensive records. Mike moved on to Florida the following year, inheriting the second poorest offense in Division I football, as well as a team record of 0-10-1. In Mike's four years the team broke many offensive school records and went to four straight bowl games. During his stint at the college coaching level, his teams had a combined record of 77-29-3.

Recognized as one of the most dynamic offensive minds in the game, Shanahan thus was an assistant coach in college at age 21, an offensive coordinator at the Division I level by 25 and at the NFL level at 32 in his first Denver stint.

Mike and his wife Peggy have two children, son Kyle and daughter Krystal.

### MIKE SHANAHAN YEAR-BY-YEAR

Years	Position	Team	Postseason
1975-76	Assistant coach	Oklahoma	National Championship
1977	Backfield coach	Northern Arizona	Playoffs
1978	Offensive coordinator	Eastern Illinois	National Championship
1979	Offensive coordinator	Minnesota	
1980-82	Offensive coordinator	Florida	Citrus/Peach/Bluebonnet/
1983	Assistant Head Coach/ Offensive Coordinator	Florida	Gator Bowls
1984	Receivers coach	Denver Broncos	Playoffs
1985-87	Offensive coordinator	Denver Broncos	Super Bowls XXI, XXII
1988-89	Head Coach	L.A. Raiders	
1989-90	Quarterbacks coach	Denver Broncos	Super Bowl XXIV, AFC Championship Game
1991	Offensive coordinator	Denver Broncos	
1992-94	Offensive coordinator	San Francisco 49ers	World Championship, Two NFC Championship Games
1995	Head Coach	Denver Broncos	

## ASSISTANT COACHES

### FRANK BUSH — Linebackers

(First season with Broncos • Fourth in NFL)



Frank Bush is in his first season as linebackers coach for the Denver Broncos after spending the past ten years with the Houston Oilers as a player, scout and assistant coach. Bush's coaching career began in 1992, when he coached the linebackers for the Oilers and coached alongside Broncos special teams coach Richard Smith. Under Bush's tutelage, several members of the linebacking corps earned postseason honors as the Oilers boasted one of the most aggressive defenses in the NFL.

Before being an assistant coach with Houston, Bush was a college scout for the Oilers from 1987-92. During that period Bush was the main college scout in the Western states. There he helped to bring in some of the players that made the Oilers a very successful team during his tenure.

Bush, 32, was considered one of the most talented young players during his two years in the NFL until a spinal injury prematurely ended his career. In 1985, he played in all 16 games with 11 starts and contributed 114 tackles and four sacks (including two of John Elway). For his efforts, he was selected to UPI's first-team All-NFL rookie squad.

Bush was a fifth-round draft choice of the Oilers in 1985 out of North Carolina State. As a three-year starter for the Wolfpack he recorded 247 tackles, 15 sacks and four interceptions. He majored in communications while at N.C. State.

Bush previously starred at Clarke Central High School in his hometown of Athens, Ga. While at Clarke, Bush was recruited to play football at N.C. State by current Broncos defensive coordinator Greg Robinson. Bush was born Jan. 10, 1963.

Frank and his wife Stephanie, reside in Englewood, Colo.

### BARNEY CHAVOUS — Offensive Line Assistant / Assistant Strength and Conditioning

(Seventh season with Broncos • Seventh in NFL)



Barney Chavous is entering his seventh season with Denver, assisting Alex Gibbs with the offensive line and Rich Tuten with the strength and conditioning program. He joined the coaching staff in 1988 as a coaching intern.

During his seven-year tenure Chavous has coached with such defensive greats as Earl Leggett (currently with New York Giants) and Pro Football Hall of Famer Ernie Stautner.

Chavous, 44, was a defensive end for the Broncos from 1973-85 and currently ranks fourth on the Broncos all-time sacks list with 72. He is one of only six people to

play 13 or more years with Denver and also started at defensive end for the Broncos in Super Bowl XII as part of the famed "Orange Crush" defense. He finished his career having played in 182 games in a Bronco uniform (fourth all-time), including 177 starts (tied for second all-time). In 1973, he made the NFLPA All-Rookie team. He was also named the *Pittsburgh Courier's* NFL Defensive Lineman of the Year in 1978. He was a second-round draft pick of the Broncos in 1973.

## ASSISTANT COACHES Continued

Chavous was an all-conference selection while at South Carolina State, where he was a three-year starter, and was also named the team's most valuable player as a senior. He was named to the Mid-Eastern Atlantic Conference Hall of Fame and was named All-America by the Associated Press as a senior. In addition, he was inducted into the South Carolina Sports Hall of Fame in 1992.

A native of Aiken, South Carolina (3/22/51), Barney and his wife Odessa reside in Englewood with their four children: sons Shedric and Barney Amon, and daughters Jasmine and Nikeya Monique.

### RICK DENNISON — Offensive Assistant

(First season with Broncos • First in NFL)



Rick Dennison is entering his first season as a member of the Broncos coaching staff. He joins the Broncos staff after spending the last three years coaching at Suffield Academy Prep in Connecticut. In his new position Dennison will assist all of the offensive coaches and provide quality control work with the Broncos offense.

Dennison, 37, played middle linebacker for the Broncos from 1982-90, playing in 128 games, including 52 starts and three Super Bowls. In 1989, he received the Ed Block Memorial Award for Courage. He was second on the team in tackles in 1988

with 133 and led the team with three fumble recoveries. Perhaps the best performance of his career came in a 1987 playoff game against Houston when he registered eight tackles and a quarterback pressure. He also had an excellent season in 1984 when he had 164 stops and a career-high three sacks in his first full season as a starter. He was a free agent acquisition by the Broncos in 1982.

Rick joined the Broncos in 1982 after a fine college career at Colorado State University where he was a second-team Academic All-American as a senior and earned three varsity letters. In 1979, Dennison received his bachelor's degree in civil engineering from CSU and then received his master's in the same field from CSU in 1982.

Dennison, born in Kalispell, Mont. (6/22/58), attended Rocky Mountain High School in Fort Collins where he lettered in football, basketball and baseball. His father George is president of the University of Montana.

Rick and his sons, Joseph and Steven, reside in Englewood, Colo.

### ED DONATELL — Defensive Backs

(First season with Broncos • Sixth in NFL)



Ed Donatell begins his first season as defensive backs coach for the Broncos after spending the past five seasons with the New York Jets in the same capacity.

Donatell and new defensive coordinator Greg Robinson bring to Denver a new, more aggressive style of defense that is expected to force more turnovers. In Donatell's last three years with the Jets, his defensive backs had a hand in 80 of the Jets 114 turnovers, better than 70 percent. They also were one of the top teams in the league in interceptions with 17, including three that were returned for touchdowns.

## ASSISTANT COACHES Continued

Donatell has also seen several of his players go on to receive postseason honors, as Jets safety Brian Washington was an All-Pro selection in 1993 by *Football Digest*. He has worked with Ronnie Lott, considered by many to be the best defensive back to ever play the game, and he was also instrumental in the development of cornerbacks James Hasty and Aaron Glenn, who earned NFL All-Rookie honors from the *Football News* as well as *College and Pro Football Newsweekly*.

Donatell, 38, joined the Jets in 1990 after prior coaching stints with Cal State Fullerton (1989), Idaho (1986-88), Pacific (1983-85), Washington (1981-82) and Kent State (1979-80). While he was at Washington the Huskies won the 1982 Rose Bowl over Iowa 28-0, a game in which Donatell's secondary picked off three passes and held the Hawkeyes to 84 yards passing.

A native of Akron, Ohio, Donatell attended Glenville State in West Virginia where he was a four-year letterman and was named all-conference as a defensive back. He earned his bachelor's degree in physical education and then went on to earn his master's from Kent State in administration.

Donatell (2/4/57), his wife Shari, daughter Brenna and sons Thomas and Steven reside in Longtree, Colo.

## GEORGE DYER — Defensive Line

(First season with Broncos • 14th in NFL)



George Dyer enters his first season as the Broncos defensive line coach and his 14th in the NFL. Dyer comes to Denver from Los Angeles where he was the Rams defensive coordinator and defensive line coach for the past three seasons. He joined the Rams after a nine-year stint with the Seattle Seahawks (1983-91) where he was also in charge of the defensive line, and one year with the Buffalo Bills (1982).

During his tenure in the NFL, Dyer has coached All-Pro linemen wherever he has been, including six-time Pro Bowler Fred

Smerlas of the Bills, Jacob Green and Cortez Kennedy of the Seahawks, and Sean Gilbert of the Rams. Last season, the Rams' defense ranked seventh in the NFC and 12th in the league against the pass and their defensive line gave up an average of just 3.6 net yards per rush, which tied them for third in the NFC and sixth in the NFL.

In 1983, Dyer's defensive line with Seattle averaged 2.7 sacks per game, as the Seahawks advanced to the AFC Championship Game for the only time in their history. Prior to joining the Bills, Dyer served as defensive coordinator at Arizona State (1980-81) and at Michigan State (1977-79). He also coached for the Winnipeg Blue Bombers of the Canadian Football League from 1974-76 and had stints with San Jose State (1973) and Idaho (1972).

Dyer, 55, started his coaching career at Humboldt State University (1964-66) before becoming head coach at Coalinga Junior College in Central California, in 1967. He was defensive coordinator at Portland State University from 1968-71.

As a player, Dyer was a center and linebacker at UC Santa Barbara from 1961-63. He attended San Gabriel High School in San Gabriel, Calif.

George (5/4/40), born in Alhambra, California, currently resides in Aurora, Colo., with his wife Marjorie. They have five children: sons George and Doak, and daughters Tami, Darci, and Mami.

## ASSISTANT COACHES Continued

## ALEX GIBBS — Assistant Head Coach / Offensive Line

(First season with Broncos • 12th in NFL)



Alex Gibbs begins his second tour of duty with the Broncos and his 25th year in coaching in 1995 as assistant head coach and offensive line coach. Gibbs, who coached in Denver from 1984-87, has coached for every team in the AFC West except the Seattle Seahawks. He was most recently with the Kansas City Chiefs (1993-94) as their offensive line coach.

While at Kansas City, Gibbs did nothing to tarnish his reputation as one of the league's top offensive line tutors. In his two years with Kansas City, the Chiefs' sack total went down from 48 the year before he

got there (1992) to 19 (a club record and NFL's third-fewest) in 1994. Despite having to work with a very young unit, Gibbs' troops helped the Chiefs average 355.8 total yards per game (second best in club history), rush for 108.3 yards per game (sixth in AFC), and pass for 247.5 yards per game (second in club history). Under his guidance, tackle John Alt and guard Will Shields earned Pro Bowl and consensus all-rookie honors, respectively, in 1993, as the Chiefs advanced to the AFC Championship Game.

In 1992, Gibbs was the offensive line coach for the Indianapolis Colts, whose sack total dropped by 13 in the one season he was there. Prior to that, he spent the 1990-91 seasons with the San Diego Chargers where he helped put together a line that propelled the Chargers to the second-best rushing offense in the league in 1991 with an average output of 140.5 yards per game. The Chargers were the league's third-most potent rushing offense in 1990, averaging 141.1 yards per game. One of Gibbs' pupils on that line was current Bronco Broderick Thompson. A majority of that line also helped to anchor the Chargers to division titles in two of the last three years and an appearance in Super Bowl XXIX.

Gibbs spent the 1988-89 season with the Los Angeles Raiders, where he coached with current Bronco head coach, and then-Raiders head coach Mike Shanahan. While at Los Angeles, he helped to groom the talents of guard Steve Wisniewski, who has been an All-Pro selection six years running.

Gibbs had first become an NFL assistant in 1984 with the Broncos, serving as the club's offensive line coach for four seasons. He was part of a staff that saw Denver earn trips to two straight Super Bowls (XXI and XXII). Under Gibbs' guidance, center Keith Bishop earned all-pro and Pro Bowl honors in 1986 and '87.

Gibbs coached at the collegiate level for 13 seasons before entering the pro ranks. He worked at Duke (1969-70) and Kentucky (1971-72) before moving to West Virginia (1973-74), where he worked under head coach Bobby Bowden. He then became the offensive coordinator/line coach at Ohio State (1975-78) where his line troops opened up the holes that enabled Archie Griffin to claim back-to-back Heisman Trophy awards. In 1979, he became offensive coordinator at Auburn, a position he held for three seasons. He then coached the offensive line at Georgia Tech from 1982-83. He also spent three years at Mount Airy (N.C.) High School where he won a pair of state championships.

Gibbs, 54, is a native of Morganton, N.C., where he was a running back and defensive back at Davidson College. He majored there in pre-law and then earned his master's degree from the University of North Carolina at Chapel Hill in European history, as well as a doctorate in education from Auburn.

Gibbs was not the only athlete in his family. His son David was a defensive back on Colorado's 1990 National Championship team, and one of



## ASSISTANT COACHES Continued

his teammates was current Bronco defensive back Ronnie Bradford. Gibbs' son Mark played at UCLA, and his son Chuck played for Army. David is currently the defensive backs coach at Kansas.

Alex (2/22/41) resides in Englewood, Colo., with his wife Anamaria. He has five children: sons Steve, David, Chuck and Mark, and daughter Sandy.

**MIKE HEIMERDINGER — Wide Receivers**

(First season with Broncos • First in NFL)



Mike Heimerdinger begins his first year as the Broncos wide receivers coach. He comes to Denver from Duke University where he was the offensive coordinator and also in charge of the offensive backs during 1994. In his one season at Duke he directed an offense that finished 15th in the country in scoring (32.7 per game), putting up over 40 points on five occasions. The Blue Devils enjoyed one of their finest seasons in school history last year, as they finished with an 8-3 regular season record and earned a bid to the Hall of Fame Bowl, only their second

bowl appearance in 35 years.

Heimerdinger also helped to develop the skills of running back Robert Baldwin, who led the Atlantic Coast Conference in rushing with 1,187 yards and also had 12 touchdowns.

The 42-year old Heimerdinger has a history of running successful offensive units. While coaching at Rice from 1989-93, he ran an attack that produced 1991 Doak Walker Award winner Trevor Cobb (currently with Chicago), quarterback Donald Hollas (currently with Detroit) and quarterback Bert Emmanuel, who was a second-round pick by the Atlanta Falcons. The Owls pulled off a rare feat during Heimerdinger's tenure, as they produced the school's first back-to-back winning seasons since 1960-61.

Prior to his stay with Rice, Heimerdinger was the offensive coordinator at Cal State Fullerton in 1988. One of the offensive records that his unit produced that season was the school record for most points in a game (58).

Heimerdinger was also an assistant at the University of Florida in 1980, and then again from 1983-87. While at Gainesville, he was on the same staff as current Bronco head coach Mike Shanahan (from 1980-83) and current Bronco strength coach Rich Tuten (from 1979-88 and 1993-94). With Shanahan as offensive coordinator and Heimerdinger as receivers coach, the Gators were among the nation's top passing teams. They also enjoyed bowl success during Heimerdinger's tenure, as they played in the 1983 Gator Bowl and 1987 Aloha Bowl, while also posting identical 9-1-1 records in both 1984 and 1985.

In 1982, Heimerdinger coached the quarterbacks at North Texas after serving one season at Air Force. He started his coaching career as a graduate assistant at Florida in 1980 after being a high school coach for five years at Johnsburn High School in McHenry, Illinois.

Heimerdinger earned his bachelor's degree in education in 1975 from Eastern Illinois where he played wide receiver from 1970-74. He also played for the Panther's baseball team as a centerfielder, going to the Div. II College World Series in 1974.

Heimerdinger was born in Dekalb, Ill., on Oct. 13, 1952. He and his wife Kathie live in Englewood with their daughter, Alicia, and son, Brian.

## ASSISTANT COACHES Continued

**GARY KUBIAK — Offensive Coordinator / Quarterbacks**

(First season with Broncos • Second in NFL)



Gary Kubiak has made a return trip to Denver, but this time as offensive coordinator. He comes back to the Broncos after spending the 1994 season as quarterbacks coach for the San Francisco 49ers, coaching alongside Broncos head coach Mike Shanahan and Broncos tight ends coach Brian Pariani.

During the 1994 season, Kubiak coached the league's most dominating quarterback, Steve Young. Young not only led the 49ers to a victory in Super Bowl XXIX, but he also earned Super Bowl MVP honors, as well as the NFL's Most Valuable

Player award, besides setting numerous passing records during the 1994 campaign. He also became the NFL's all-time passer-rating leader and the first quarterback to lead the league in passing four years in a row.

Prior to his year in San Francisco, Kubiak was the running backs coach at his alma mater, Texas A&M, from 1992-93. During his two seasons the Aggies posted a record of 22-3 and played in back-to-back Cotton Bowls. His star pupil at A&M was Greg Hill, a first-round pick by the Kansas City Chiefs in 1994. Hill was a second-team All-American as a junior by *The Sporting News*, and first-team All-Southwest Conference, as well as an All-SWC pick as a senior by the *Dallas Morning News*, despite missing four games. He rushed for 2,046 yards and 21 touchdowns in Kubiak's two years at College Station.

Prior to beginning his coaching career, Kubiak played nine seasons as a quarterback for the Broncos. During that time he was a member of three Super Bowl teams and appeared in a total of 14 playoff games. He played in 119 games for Denver (second all-time among quarterbacks behind John Elway), with five starts over that period (4-1 record). He completed 173 aeriels in 298 attempts for 2,020 yards, 16 Interceptions and 14 touchdowns. He also rushed for 238 yards and two touchdowns. His completion percentage of .581 is the top mark in team history. He also holds the Broncos' single-season record for interception avoidance with a mark of .013 (one interception in 75 attempts), set in 1984.

Kubiak's finest moment as a Bronco was probably in his final performance in a Denver uniform, as he relieved an injured John Elway in the 1992 AFC Championship Game at Buffalo (1/12/92) and completed 11-of-12 passes for 102 yards and also had 22 yards rushing, as the Broncos fell to the Bills 10-7. He entered the game in the fourth quarter and drove the Broncos into Buffalo territory three times, including an 85-yard touchdown drive that cut Denver's deficit to three points. Kubiak was an eighth-round draft pick of the Broncos in 1983.

As a player at Texas A&M, Kubiak made the Player's All-SWC team in 1982 and earned appearances in the Blue-Gray and Hula Bowl all-star games. In 1982 he led the SWC in attempts (324), completions (181), percentage (55.9), yardage (1,948), touchdowns (19) and total offense (1,885). As a junior he set conference records for touchdown passes in a game (six against Rice) and percentage in a game (19-21 for 90.5% against Arkansas), and ranked second in the SWC in passing (1,908) and total offense (1,986). He has a degree from A&M in physical education.

While at St. Pius High School in his native Houston, Gary made all-state, all-district, and All-America and set the state passing record with 6,190 yards. He lettered four years in football, basketball, and baseball, and made all-state in all three sports in both his junior and senior years. He was also all-state in track twice.

Gary (8/15/61) and his wife Rhonda reside in Englewood with their three sons, Clint, Klay and Klein.

## ASSISTANT COACHES Continued

**BRIAN PARIANI — Tight Ends**  
(First season with Broncos • Sixth in NFL)

Brian Pariani begins his first year as the Broncos tight ends coach after spending the previous five seasons (1990-94) with the San Francisco 49ers, coaching alongside Broncos head coach Mike Shanahan and Broncos offensive coordinator Gary Kubiak. He inherits one of the top tight ends in the league in Shannon Sharpe, a three-time Pro Bowl selection and Denver's leading receiver in 1994.

Pariani started his NFL coaching career in 1990 as a scouting assistant with the 49ers. He then became the team's offensive coaches assistant for the next four seasons, working directly with the offensive coaches and quarterbacks, assisting in daily practices and with the game plans. The 49ers offense was the most potent in the league in 1994, scoring 505 points and 62 touchdowns, both team records, on their way to a Super Bowl title.

After earning his political science degree from UCLA in 1989, Pariani served as a graduate assistant with the Bruins, helping head coach Terry Donahue's offense during the 1989 season.

Pariani attended Marin (Calif.) Catholic High School where he participated in football, baseball, and basketball. He is a native of San Francisco, Calif. (7/2/65). He and his wife Stephanie reside in Castle Rock, Colo.

**ALVIN REYNOLDS — Defensive Assistant / Asst. Def. Backs**  
(Third season with Broncos • Third in NFL)

Alvin Reynolds is in his third year as defensive assistant/assistant defensive backs coach with the Broncos. This season Reynolds will work with the defensive backs and special teams coaches and perform quality control for the Broncos defense.

Reynolds, 36, came to the Broncos from his alma mater, Indiana State University, where he coached for ten years (1983-92), the last three as assistant head coach and recruiting coordinator in addition to being secondary coach for the Sycamores. He was a graduate assistant

at ISU in 1982 before being elevated to full-time status in the next season.

While coaching the Sycamores defensive backfield, Reynolds was instrumental in the development of two All-America selections in Wayne Davis and Vencie Glenn. Davis later played for the Washington Redskins from 1989-90 and Glenn has enjoyed a fine career in the NFL for ten years with the Chargers, Saints, Vikings and New York Giants. In addition to his coaching and recruiting duties, Reynolds had many other off-the-field administrative roles, including working with the ISU athletic academic coordinator.

Reynolds enjoyed a fine four-year career at ISU (1978-81), playing strong safety for the Sycamores. As a senior he received two votes for the Heisman Trophy, given annually to the top player in college football. He ended his career with 188 tackles, 21 pass break-ups and five forced fumbles. Reynolds was a player and coach at ISU when current Broncos running backs coach Bobby Turner was an assistant with the Sycamores. In fact, when Turner left ISU to become the running backs coach at Fresno State, Reynolds took over for Turner as the

## ASSISTANT COACHES Continued

Sycamores defensive backs coach.

Reynolds was also a prominent figure at ISU off the field, as he was president of the ISU University Club and the Charles T. Hyte University Center, and his group involvements included the Indiana Democratic state convention, the Indiana State employee search committee, the President's Commission on Ethnic Diversity, the Indiana Black Expo, and the Minority Student Retention Programs Committee. He received his bachelor's degree in Business Management in 1982, and his master's degree in political science in 1990. Reynolds is also a member of the Denver Chapter of the 100 Black Men of America Organization.

Born June 24, 1959, in Pineville, La., Reynolds attended West Jefferson High School where he was an All-American in football and two-time MVP of the track team. He currently resides in Aurora with his son Alvin, Jr.

**GREG ROBINSON — Defensive Coordinator**  
(First season with Broncos • Sixth in NFL)

Greg Robinson begins his first season as defensive coordinator for the Broncos in 1995 after spending the previous five seasons with the New York Jets. He was the Jets defensive coordinator in 1994, and was the team's defensive line coach the previous four years. While there he worked with current Broncos defensive backs coach Ed Donatell (1990-94) and current Broncos scout Jack Elway (1990).

During his last four years with New York, the Jets forced 151 turnovers, most in the AFC and second-most in the NFL

during that span (Philadelphia is first with 155). They also improved from 27th in the league in total defense in 1989 (374.6 yards per game) to 8th in 1993 (294.5 yards per game). As the defensive coordinator in 1994, his defense tied for second in the AFC and the NFL with 38 takeaways, tied with Kansas City two behind New England. In their last 11 games, Robinson's defense produced 32 takeaways (18 fumble recoveries and 14 interceptions). They finished the season with 29 sacks and gave up just 20 points per game, 6th best in the AFC.

The Jets defensive line also saw dramatic improvement under Robinson's tutelage. They were fifth in the NFL in rush defense in 1993 (92.1 yards per game — down from 133.5 in 1989) and improved to 17th in the NFL in pass defense (202.4 yards per game). The defense recorded 32 sacks in 1993, 18 of which belonged to the defensive line. The line also had 81 quarterback pressures. Despite injuries to two starters, the defense recorded 36 sacks in 1992, 26 by the line. The defense also ranked No. 1 in the AFC against the run in 1991 (90.1 yards per game — a 36-yard improvement over 1990) and recorded 35 sacks.

Robinson has also been very instrumental in the development of many players, including defensive linemen Jeff Lageman and Marvin Washington, and linebacker Mo Lewis of the Jets. Lageman and Washington combined for 54.5 sacks from 1990-94, with Lageman leading the team with 6.5 in 1994, 8.5 in '93 and '91, and Washington leading the way with 8.5 in 1992. The Robinson-led defensive line sacked Dan Marino four times on Sept. 29, 1991, tying the most times Marino has ever been sacked in a game. Lewis led the team in tackles in 1994 with 155, had four interceptions, six sacks and five forced fumbles. The four interceptions were the most by a linebacker in the league last year.

Prior to his stay in New York, Robinson coached for eight years at UCLA (1982-89) under head coach Terry Donahue, mainly as a defensive assistant but as an offensive coordinator in 1989. He had been promoted to assistant head coach in for the 1990 season, but opted to join the Jets instead.



## ASSISTANT COACHES Continued

While at UCLA, Robinson coached the defensive line for the Bruins from 1982-88. Many of his former pupils have moved on to the NFL, with some still active, including current Bronco Mike Lodish and Washington Redskins Jim Wahler. His run defense was in the top-10 in the nation in 1987 and '88, allowing just 95 yards per game over two seasons. In 1985, the Bruins led the nation in defense against the run at 70.3 yards per game. There defense also averaged over 40 sacks a year from 1985-88.

During his one season on the offensive side of the ball, Robinson helped to groom the talents of several future NFL players, including former Broncos quarterback Tommy Maddox (Rams), Miami Dolphins wide receiver Scott Miller and St. Louis Rams wide receiver Sean LaChapelle. The Bruins' 1989 offense also produced two All-Americans in center Frank Comish (Dallas Cowboys) and tight end Charles Arbuckle (Colts).

Robinson coached at North Carolina State from 1980-81 where he helped recruit former Wolfpack linebacker and current Broncos linebackers coach Frank Bush. He coached at Cal State Fullerton from 1977-79 and at the University of Pacific from 1975-76 where he worked with the wide receivers as a graduate assistant and later the defensive line.

Robinson began his collegiate playing career as a linebacker at Bakersfield Community College from 1974-75, winning a junior college national championship. He then went on to play linebacker, center and tight end at the University of Pacific from 1975-76. He earned his bachelor's degree in political science from Pacific in 1976. He attended Garces High School in his hometown of Los Angeles.

Robinson, 43 (10/9/51), lives in Aurora with his wife Laura and his son Dominic, and daughters Lindsay and Leslie Ann.

### GREG SAPORTA — Administrative Asst. / Strength and Conditioning

(First season with Broncos • First in NFL)



Greg Saporta begins his first season as administrative assistant in the strength and conditioning department for the Broncos. Saporta will join Barney Chavous in assisting Head Strength Coach Rich Tuten in running the strength and conditioning program for the Bronco players.

Saporta comes to the Broncos from the University of Florida where he spent two separate stints as an assistant strength coach, working under Tuten. He originally began as a student assistant at Florida in 1981. He became assistant strength coach in 1985. He held that position until 1988,

when he went to the University of North Carolina to assume the same position from 1988-92, once again working with Tuten, who had taken a position as Strength Director. Saporta then returned to Florida in 1992 to resume his position as assistant strength coach, which he held until April of 1995. He also coached with Broncos head coach Mike Shanahan and wide receiver coach Mike Heimerdinger at UF.

During his time spent at both Florida and North Carolina, Saporta worked with many athletes who went on to enjoy success in the NFL, including Errict Rhett (Tampa Bay) and Kevin Carter (Oilers) at Florida, and Dwight Hollier (Dolphins) and Natrone Means (Chargers) at North Carolina. While at UNC, he also worked with current Broncos players Ray Jacobs and Rondell Jones.

Saporta, 38, received his bachelor's degree in physical education with a concentration in exercise physiology from Florida in 1985. He previously had attended Buffalo State University in New York, where he lettered for two years in football and rugby, as well as participating in track. Greg has also worked in the past with Big Brothers and Big Sisters.

Saporta, born Feb. 2, 1957, is originally from Manhattan, N.Y., and attended Roosevelt High School in Yonkers, N.Y., where he lettered in football for three years. He now resides in Englewood, Colo.

## ASSISTANT COACHES Continued

### RICHARD SMITH — Special Teams

(Third season with Broncos • Eighth in NFL)



Richard Smith is entering his third season as the Broncos special teams coach after previously assisting with the line-backing corps. He came to Denver after coaching the special teams of the Houston Oilers from 1988-92, coaching with current Broncos linebacker coach Frank Bush. Smith also assisted with the offensive line (1992) and linebackers (1990-91) and coached the tight ends (1988-89) while with the Oilers.

Under Smith's guidance, the Broncos' special teams corps has been among the NFL's best. In 1994, Denver had the AFC's

third-leading punter (Tom Rouen, 42.9, 7th in NFL) and kick returner (Butler By'not'e, 22.7), and sixth-best punt returner (Glyn Milburn, 9.2). Jason Elam also set the team record for most field goals in a season with 30. Elam has only missed one kick inside 40 yards since Smith's arrival in Denver.

As a unit, the Broncos were fifth in the AFC and tied for 11th in the league in punt return average (9.2), third in the AFC and sixth in the league in opponents punt return average (7.1), and third in the AFC and fifth in the league in opponents kick return average (19.9). In all three categories the Broncos were better than the league averages for last season.

In 1993, Rouen was second in the AFC and third in the NFL in punt average (44.4) and Milburn was fifth in the AFC and seventh in the league in punt return average (10.6). As a unit, Denver was fifth in the AFC and sixth in the league in punt return average (10.4), as well as sixth in the AFC and tied for seventh in the league in opponents kick return avg. (17.8).

During all five of his seasons with the Oilers Smith's special teams played a pivotal role in Houston reaching the playoffs all five years. In 1992, the Oilers led the entire NFL in opponent kick return average (15.7) and in gross punting average (46.9) under Smith. They ranked in the NFL's top-four in net punting average in 1990 and 1991, and were in the top-six in opponent's punt return and kick return average. They blocked 18 kicks during Smith's tenure, including a then-NFL record five blocks in 1988.

Smith, 39, went to Houston after a one year stay with the University of Arizona, where he coached the special teams and linebackers in 1987. One of his star pupils at UA was current Miami Dolphins linebacker Chris Singleton. Before that Smith was the special teams/outside linebackers coach at California from 1984-86, and was the defensive line coach at Cal State Fullerton from 1981-83, helping the Titans win the PCAA title in 1983. He began his coaching career as the offensive line coach at Rio Hondo (Calif.) Junior College from 1979-80.

A native of Los Angeles (10/17/55), Smith was an offensive lineman at Rio Hondo from 1975-76. He then transferred to Fresno State where the Bulldogs won the 1977 PCAA title. He received his bachelor's degree from Fresno State in physical education in 1979. Smith attended St. Paul High School in Los Angeles where he played football.

Smith's ties to the Broncos run back much further than 1993, as his uncle Bus Mertes was an assistant under former Broncos head coach Mac Speedie from 1965-66. Mertes was also an assistant with the Minnesota Vikings during their four Super Bowl years.

Smith and his wife Patti reside in Larkspur, Colo., with their four children, daughters Morgan, Aimee and Whitney, and son Travis.



## ASSISTANT COACHES Continued

**BOBBY TURNER — Running Backs**

(First season with Broncos • First in NFL)



Bobby Turner begins his first season as the Broncos running backs coach after serving as assistant head coach, offensive coordinator and running backs coach at Purdue.

During his tenure at Purdue the Boilermakers running game and entire offense improved each season, going from 106th in the nation in 1990 to 12th in '94, a season in which it set numerous school records and ranked nationally in many categories. They set single-season records for rushing touchdowns (36) and average per carry (5.01), and finished 12th nationally in rushing offense (234.8 yards per game) and 22nd nationally in scoring offense (30.5). Their

offense produced 336 points, the highest Purdue total since 1969, including a school record for a conference road game (56) at Minnesota, and scored 84.4 percent of the time inside the "Red Zone" (38 of 45, 32 TDs and 6 FGs). Turner's backfield also produced the school's first 1,000-yard rusher in 18 years in All-Big 10 second-teamer Mike Alstott (1,188 yards and 14 TDs).

Seven different Boilermakers rushed for more than 100 yards in a game in 1992, and in 1991 Turner coached the Big Ten Freshman of the Year in running back Corey Rodgers.

Turner served in the same capacity at Ohio State from 1989-90, during which time the Buckeyes went to two bowl games and had one of the best running games in the Big Ten. His 1990 backfield of Bronco defensive back Butler By'not'e, Robert Smith (Vikings), Scottie Graham (Vikings), Raymont Harris (Bears) and Jeff Cothran (Bengals) was rated No. 1 in the nation by *The Sporting News*, producing a 1,000 yard rusher in Smith. He finished the season with 1,126 yards and eight touchdowns, and was named Big Ten and National Freshman of the Year.

In 1989 the Buckeyes ranked No. 1 in Big Ten rushing at 241 yards per game, as well as No. 1 in total offense and scoring, coming within 16 yards of having two 1,000 yard rushers. Carlos Snow finished with 1,031 and 11 touchdowns and Graham tallied 984 and 10 TD's. In Turner's two years at Ohio State the offensive backfield averaged 221 yards per game.

On the day of his first game at OSU, Turner's daughter Kiaana was born at the university hospital just 500 yards away from Ohio Stadium.

Prior to his stint at Ohio State Turner coached the running backs at Fresno State (1983-88) and at his alma mater, Indiana State (1975-82). He accepted a position as running backs coach at ISU in 1975 and spent three of his eight seasons there (1976, '77, '82) as the defensive backs coach in addition to five years as special teams coordinator (1978-82). Current Broncos assistant defensive backs coach Alvin Reynolds played for the Sycamores when Turner was a coach, and was then a graduate assistant in 1982 during Turner's last year. When Turner left ISU for Fresno State, Reynolds replaced him as the Sycamores defensive backs coach.

Turner actually had an opportunity to be an assistant coach on ISU's 1979 Larry Bird-led Final Four basketball team but turned down the offer to concentrate on coaching football. He began his coaching career at Haworth High School in Kokomo, Ind., as an assistant football and basketball coach, and in 1993 was inducted into the Indiana High School Basketball Hall of Fame.

A native of East Chicago, Ind. (5/6/49), Turner enjoyed a fine career as an all-conference defensive back at Indiana State, where he played both football and basketball. He set the school record as a sophomore with nine of his 16 career interceptions, including two returned for touchdowns. He earned his bachelor's degree in health and physical education in 1972 and his master's from ISU in education/administration in 1976.

Turner, 46, attended East Chicago Washington High School where he was one of only two athletes in the school's history to play four sports (football, basketball, baseball, and track). He and his wife Kimberly have three daughters, Nacole, Krishna and Kiaana.

## ASSISTANT COACHES Continued

**RICH TUTEN — Strength and Conditioning**

(First season with Broncos • First in NFL)



Rich Tuten begins his first season as the Broncos strength and conditioning coach. He coordinates the Broncos strength and conditioning program with assistance from Barney Chavous and Greg Saporta.

Tuten comes to the Broncos from the University of Florida, where he was the Director of Strength and Conditioning from 1980-88, and also from 1993-94. He was the Athletic Strength Director at the University of North Carolina from 1989-92.

While at both schools, Tuten supervised the strength and conditioning programs for every sport. With UF he also served as the head strength and conditioning coach

for the nationally-ranked Gator football team. He played a key role in designing Florida's current strength and conditioning complex.

At North Carolina Tuten helped the Tar Heels make major advancements in their strength and conditioning program, helping them to be able to compete with the top collegiate programs in the country. Besides his work at collegiate institutions, Tuten is also a member of the National Strength and Conditioning Association.

Tuten has worked with many athletes who have gone on to enjoy success in the National Football League, including Neal Anderson (Bears), Ricky Nattiel (former Bronco), John L. Williams (Steelers), and Ernie Rhetts at Florida, and current Bronco linebacker Ray Jacobs and defensive back Rondell Jones at North Carolina.

Tuten has also coached with three current members of the Broncos coaching staff. He coached with Broncos head coach Mike Shanahan and wide receivers coach Mike Heimerdinger at Florida from 1980-83, and with his assistant Greg Saporta at both Florida and North Carolina over the last 15 years.

A 1979 graduate of Clemson, Tuten was a three-year letterman and starting nose guard for the Tigers. He was named to the All-America Strength team in 1978 and was part of the 1978 Atlantic Coast Conference champion Tiger squad. Tuten registered nine tackles and three sacks against Maryland that season to help clinch the conference title. He was named ACC Defensive Player of the Week for his efforts. He received his degree in therapeutic recreation from Clemson in 1978.

Tuten, born Dec. 30, 1953, attended Wakefield High School in Arlington, Va., where he participated in football, wrestling and track. He is a native of Columbia, S.C. He and his wife Donna reside in Highlands Ranch, Colo., with their two sons Will and Matt.

**DENVER BRONCOS 1995 COACHING STAFF**

(Listed alphabetically)

Frank Bush	Linebackers
Barney Chavous	Asst. Offensive Line / Asst. Strength and Conditioning
Rick Dennison	Offensive Assistant
Ed Donatell	Defensive Backs
George Dyer	Defensive Line
Alex Gibbs	Assistant Head Coach / Offensive Line
Mike Heimerdinger	Wide Receivers
Gary Kubiak	Offensive Coordinator / Quarterbacks
Brian Pariani	Tight Ends
Al Reynolds	Defensive Assistant / Asst. Defensive Backs
Greg Robinson	Defensive Coordinator
Greg Saporta	Administrative Asst. / Strength and Conditioning
Richard Smith	Special Teams
Bobby Turner	Running Backs
Rich Tuten	Strength and Conditioning



*Tight end Shannon Sharpe posted the best numbers of his career last year with 87 receptions for 1,010 yards and four touchdowns. Sharpe's 87 receptions were the most by a Bronco since 1961 and earned him a selection to the Pro Bowl for the third straight year.*

## PLAYER PERSONNEL

### BOB FERGUSON

Director of Player Personnel



Bob Ferguson is in his third season as the Broncos' Director of Player Personnel. He works very closely with Head Coach Mike Shanahan and General Manager John Beake in making determinations relative to player acquisition.

He has also been a prominent figure in Denver's very aggressive approach to free agency over the last three years, an attitude that resulted in Denver signing several highly sought-after free agents. Included among these free agents are defensive linemen Michael Dean Perry and James Jones, cornerbacks Lionel

Washington and Ray Crockett, wide receivers Anthony Miller and Ed McCaffrey, running backs Rod Bernstine and Aaron Craver, offensive linemen Brian Habib, Mark Schlereth and Broderick Thompson, and linebackers Dave Wyman, Britt Hager and Danté Jones.

Ferguson, 44, is in his 19th season in the National Football League, coming to Denver from the Buffalo Bills, where he had a key role in the development of a very talented Bills roster during his eight seasons with that club.

He joined the Bills in 1985 and had several positions in player personnel, culminating in Ferguson being named Assistant General Manager/Director of Pro Personnel in 1989, a position in which he continued until coming to the Mile High City.

A native of Federal Way, Wash. (11/5/50), Ferguson began his NFL career with the Seattle Seahawks as Director of Sales and Special Events, handling a number of duties during his tenure there from 1975-79, and then moved into a scouting combine (serving Buffalo, Dallas, San Francisco, and Seattle) as an area scout from 1981-83. He joined the Cowboys to handle performance testing (1984-85) prior to going to Buffalo.

Ferguson lettered three times as a linebacker at the University of Washington, graduating in 1973 with a degree in radio-television communications. He had free agent tryouts with San Diego (1973), the Los Angeles Rams (1974), and Portland of the World Football League (also 1974).

Bob and his wife Colleen have three daughters, Vanessa, Nathalie and Allison.

### JERRY FREI

Director of College Scouting



Jerry Frei begins his first season as the Broncos' Director of College Scouting and his 19th season as a member of the Denver organization either as an assistant coach or a scout. His duties include the scouting department's budget, division of territory, and travel itinerary.

He coached for the Broncos from 1972-75 and again from 1981-82 before moving into the scouting department the following season. Frei has been an area scout and has performed a variety of administrative roles within the scouting department for the Broncos organization.

Frei's initial tenure as the Broncos offensive line coach from 1972-75 was his first in professional football, and was followed by a two-

## PLAYER PERSONNEL Continued

year stint in the same capacity with the Tampa Bay Buccaneers (1976-77) and a three-year stint with the Chicago Bears (1978-80), prior to his return to the Mile High City in 1981.

His professional coaching career was preceded by a long and successful assistant and head coaching career in the collegiate ranks at the University of Oregon. He joined the Ducks' coaching staff as an assistant in 1955 and served in that role through the 1966 season before succeeding Len Casanova as head coach in 1967. Oregon compiled a 22-29-2 record during his five years as head coach, including a 1970 record of 6-4-1 that was good enough for second place in the Pacific-8 Conference. His 1970 and '71 teams featured two future NFL stars: Dan Fouts at quarterback and Bobby Moore (now Ahmad Rashad) at running back.

Frei was an offensive lineman on the standout Wisconsin teams of 1942, '46 and '47, and is a graduate of the University of Wisconsin. His collegiate career was interrupted by service in the U.S. Military in World War II, during which he flew 67 reconnaissance missions in a P-38 for the U.S. Army Air Corps.

His first collegiate coaching experience came from 1952-54 at Willamette University in Salem, Ore.

Jerry and his wife Marian have five children, sons David and Terry, and daughters Judy, Susan and Nancy.

**JACK ELWAY**

Director of Pro Scouting



Jack Elway is in his third year with the Broncos' scouting department and his first as Director of Pro Scouting. Elway began his association with the Broncos organization in 1993 as a pro scout, a position he held for two seasons before being promoted to his current post in the 1995 offseason.

Prior to coming to the Broncos, he was head coach of the Frankfurt Galaxy in the World League (1991-1992) and scouted for the New York Jets (1990). Jack has also had an outstanding career as a college head coach, serving at Cal

State Northridge (1976-78), San Jose State (1979-83), and Stanford (1984-88).

Elway also was head coach at Port Angeles (Wash.) High School and Grays Harbor (Wash.) Community College (1961-66), and served in assistant roles at Montana (1967-71) and Washington State (1972-75). He posted a .650 winning percentage as a head coach and assistant coach on the high school, community college, Division I and Division II levels during his 34 seasons before moving into the pros.

Always noted for creative, multi-dimensional offenses, Elway also has served as head coach in the Blue-Gray Game and East-West Shrine Game.

Elway, 64, a native of Hoquiam, Wash., played quarterback at Washington State, where he earned both bachelor's and master's degrees.

Jack and his wife Jan have three children, Lee Ann, John Jr., and Jana. John Jr. was the number one pick in the 1983 NFL draft and has led the Broncos to three Super Bowl appearances.

## PLAYER PERSONNEL Continued

**HAROLD RICHARDSON**

Administrative Assistant / Pro Personnel



Harold Richardson begins his seventh season with the Denver Broncos organization and his first in the capacity of administrative assistant for pro personnel.

Richardson has been involved with the Broncos' personnel department for the past two seasons in the capacity of offensive assistant.

Richardson joined the Broncos coaching staff as a special teams coach in 1989 and coached that unit for four seasons, also coaching the team's tight ends in the last two seasons.

The 52-year old Richardson came to the Broncos from Colorado State University where he was defensive coordinator in 1987 and '88. Prior to that he served as receivers and special teams coach with the New Orleans Saints (1981-85).

Working on the collegiate level (1972-80), Richardson coached at North Texas State, Texas Christian, Oklahoma State and Southern Methodist, where he began his coaching career as a graduate assistant in 1971.

A native of Houston, Texas (9/27/44), Richardson earned a bachelor's degree in finance from Southern Methodist in 1968.

Harold and his wife Ramona have a son, Blake Lee.

**BOB BEERS**

College Scout



Bob Beers joins the Broncos' scouting staff this season after a very successful season with the Amsterdam Admirals of the World League of American Football. With Beers as offensive coordinator, the Admirals put up a 9-1 regular season record and advanced to the World Bowl. Amsterdam's regular season record equaled that of the 1991 London Monarchs, tying the club for the best record in WLAF history.

Prior to his stint with the Admirals, Beers served two seasons as head coach at Western Montana where he guided the pro-

gram to Frontier Conference titles and earned Coach of the Year honors both seasons. His 1994 team claimed the conference title and garnered the school's first ever berth in the NAIA national playoffs, advancing to the Final Four and finishing with an 8-3 record. The Bulldogs finished second in the nation in passing (3,535 yards) and total offense (5,000), and 10 Bulldogs earned All-America honors, including two first-teamers.

In 1993, the Western offense set 23 school records, led the nation in passing (3,069 yards) and finished second in total offense (4,206).

Beers began his coaching career as a graduate assistant at the University of Montana before moving on to Montana Tech where he served as defensive coordinator from 1972-74. He then spent 10 years in the prep ranks of Montana and Oregon before returning to the Montana as offensive line coach under Don Read. He entered the professional ranks in 1990 as offensive coordinator for the Frankfurt Galaxy of the World League before returning to the collegiate ranks to begin his two-year stint as head coach at Western Montana.



## PLAYER PERSONNEL Continued

A 1965 graduate of Sunset High School in Beaverton, Ore., Beers earned his bachelor's degree from the University of Montana where he was an All-America linebacker as a junior and senior. Bob and his wife Janelle have three children: son Bobby (22), an All-American wide receiver for the Bulldogs; daughter Carrie (21), also a student at Western; and daughter Joey (4).

**MARV BRADEN**  
College Scout


Marv Braden returns to the Denver Broncos organization in 1995, this time as an area scout for the Southeast region. The former Broncos' special teams coach (1977-80) begins his first year as a scout after spending the past five years as the special teams coach for the Cincinnati Bengals.

Braden brings a great deal of NFL experience into his new position, having coached in the league for the past 18 seasons and in the collegiate ranks for 14 seasons prior to that.

As an NFL special teams coach he tutored 13 players who have earned Pro Bowl honors in coaching stints with Denver, San Diego (1981-85), Phoenix (1986-89) and Cincinnati (1990-95). Four times from 1977-85 Braden's special teams units ranked first overall in the NFL in comprehensive team rankings, including twice with the Broncos (1977 and '79) and twice with the Chargers (1982 and '85).

Braden, a linebacker at Southwest Missouri State during his collegiate playing career (1956-59), was an assistant coach at Northeast Missouri State (1967-68), Iowa State (1973), Southern Methodist (1974-75) and Michigan State (1976) and a head coach at Cal Western (U.S. International) (1969-72) before joining the professional coaching ranks.

A native of Kansas City, Mo., Braden and his wife, Becky, have a married daughter, Janice Bartkowski.

**SCOTT DiStefano**  
College Scout


Scott DiStefano is in his 13th year with the Broncos' personnel department, continuing to scout the Midwestern region for the club.

DiStefano, 38, was a quarterback at Colorado State University from 1976-80. Following his playing career he joined the coaching staff at CSU as a graduate assistant, a role in which he served for two seasons (1980-81) before coming to the Broncos.

A native of Alliance, Ohio, DiStefano was an all-conference quarterback in 1975 at Alliance High School, the same school

that produced Pro Football Hall of Fame quarterback Len Dawson. Among the honors bestowed upon him was the 1974 Massillon (Ohio) JayCee's conference sportsmanship award, a prestigious honor from such a football-rich region of Ohio.

Scott makes his home in Chicago.

## PLAYER PERSONNEL Continued

**DAVID GETTLEMEN**  
College Scout


David Gettleman is in his second year as an area scout for the Broncos and his ninth in scouting overall, concentrating on the east coast region for Denver.

Gettleman, 44, became a full-time scout with the Bills in 1987, was assigned as the Bills' representative to the BLESTO combine in 1988, and continued in that capacity through 1992. From June 1992 through Dec. 1993 he worked as a regional scout for the BLESTO combine.

He began his coaching career at Spackenkill High School in Poughkeepsie, New York as their head coach (1972-81),

leading his team to a pair of league titles. He spent a year as a graduate assistant at Cal State Long Beach (1979-80). He joined the faculty at Kingston (N.Y.) High School as a teacher-coach in 1982. In 1984 he became the head football coach at Kingston High School and led his team to a playoff berth.

Born in Boston, Mass. (2/21/51), he earned a bachelor's degree from Springfield (Mass.) College in 1972 and was an offensive tackle for the football team for two seasons. He has two master's degrees: one in physical education from Southern Connecticut State (1978) and another in sports administration from St. Thomas University in Miami (1986).

David and his wife Joanne have two sons, Aaron and Sam, and they reside in Hamburg, New York.

**CORNELL GREEN**  
College Scout / Assistant to Director of College Scouting


Cornell Green begins his 16th year scouting in the NFL and his ninth year doing so for the Broncos' organization.

An area scout for the Southwest region, Green adds to his responsibilities the role of Assistant to the Director of College Scouting this season, a change from last years additional role of Assistant Director of Player Personnel. Green will work directly with Jerry Frei in administering the operation of the club's overall college scouting process.

Prior to his involvement with the Broncos organization, Cornell scouted for the Dallas

Cowboys during and after his illustrious player career.

He began scouting for the Cowboys in 1970 while still an active player, and continued scouting through 1979, at which time he entered private business until coming to the Broncos in 1987.

Green, 55, was signed by the Cowboys as a free agent and went on to play for Dallas from 1962-75, at cornerback for 10 years before moving over to safety for his last four seasons. Green earned Pro Bowl honors seven times, winning that honor at both cornerback and safety.

He did not play college football but was a two-time All-America basketball player (1959-60 and 1961-62) at Utah State, where he averaged 23 points per game at forward for the Aggies from 1959-62.

A native of Boley, Okla., Cornell and his wife Betty have two children, Randy and Ronney, and make their home in Dallas.

## PLAYER PERSONNEL Continued

**CHARLIE LEE**  
 College Scout


Charlie Lee is in his third year as an area scout for the central United States region and his 15th year with the Broncos' organization. Prior to moving to the player personnel department, Charlie spent 11 years on the administrative side of the organization as the Director of Player and Community Relations.

Lee, 50, joined the Broncos as running backs coach in 1981, coming to Denver from the University of Texas, where he coached wide receivers from 1977-80. Prior to his experience at Texas, Lee coached at Arizona from 1974-76

and at Northwest Missouri State in 1973.

He began his career as a highly successful prep coach in football and track at Kansas City (Mo.) Central High School for five years, winning five consecutive state track titles.

A native of Liberty, Mo., Lee was a leading scorer and rusher at Northern Arizona, twice earning Little All-American honorable mention honors. A 1968 graduate with a degree in education, Lee is a member of the Northern Arizona University Sports Hall of Fame.

Charlie has a son, Charles, Jr., and makes his home in Liberty, Mo.

**TED SUNDQUIST**  
 College Scout


Ted Sundquist is in his fourth season with the Broncos organization and is beginning his first full season as a college scout.

He had spent the previous three years in the Player Personnel department as a Player Personnel Assistant, working closely with Jack Elway in opponent scouting, veteran player evaluation, development of computer scouting analysis systems and scouting the Western region.

Sundquist, 33, played collegiately at the Air Force Academy before graduating

into the coaching ranks. He joined the Air Force coaching staff for the 1984 season, and returned for the 1988-91 seasons.

Along with his coaching duties Sundquist was also the head coach for the USAFA Preparatory School (1990-91) and took an active part in scouting for the Falcons.

Sundquist has also had considerable athletic experience outside of football, having been a member of the U.S. National Bobsled team from 1984-88, and competing in the Olympic Trials in that sport in '88.

The Houston, Texas, native earned his master's degree in public administration from the University of Colorado in 1992.

Ted was born May 1, 1962 in Houston, where he attended Spring Woods High School. He is single and makes his home in Denver, Colo.

## OFFICE OF THE PRESIDENT



**Yolanda Saltus**  
 Executive Assistant to  
 Pat Bowlen

## BOWLEN SPORTS, INC.

Bowlen Sports, Inc., is the corporate general partner of the Denver Broncos Football Club, and maintains responsibilities in the areas of strategic planning, new product development and stadium operations and development.

Mr. Pat Bowlen is the President and CEO of BSI, as well as the Denver Broncos Football Club.



**Bob Hampe**  
 Chief Operating Officer



**Michael Young**  
 Director of Corporate Relations



**Gail Stuckey**  
 Stadium Operations  
 Manager



**Lisa Rybicki**  
 Administrative Assistant

## FOOTBALL ADMINISTRATIVE STAFF



**Kristi Nichols**  
 Administrative Assistant  
 to the General Manager



**Cindi Lowe**  
 Secretary to Head Coach



**Dixie Greer**  
 Assistant Coaches  
 Secretary / Video  
 Department

## FOOTBALL ADMINISTRATIVE STAFF, CONTINUED



**Chris Trulove**  
Pro Personnel Assistant



**Pam Hynes**  
Player Personnel Secretary



**Jill Orr**  
Player Personnel Secretary

## TRAINING STAFF



**Steve Antonopoulos**  
Head Athletic Trainer



**James Collins**  
Assistant Trainer



**Jim Keller**  
Assistant Trainer

## EQUIPMENT STAFF



**Doug West**  
Equipment Manager



**Ronnie Bill**  
Assistant  
Equipment Manager

## VIDEO OPERATIONS



**Kent Erickson**  
Director of  
Video Operations



**Gary McCune**  
Video Operations  
Assistant

## ACCOUNTING



**Alex Rohr**  
Controller



**Liz Gillette**  
Accounting



**Beverly J. Havens**  
Accounting



**Sheila Thomas**  
Accounting



**Sherry Zoltay**  
Insurance Coordinator

## COMMUNITY RELATIONS



**Billy Thompson**  
Director of Player  
Relations/  
Alumni Coordinator



**Fred Fleming**  
Assistant to  
the General Manager/  
Community Relations



**Steve Sewell**  
Community Relations  
Coordinator



**Lee Carpenter**  
Community Relations  
Secretary



## INFORMATION SYSTEMS



**Gary Kalika**  
Director of  
Information Systems



**Dave Daubers**  
Operator/Programmer  
Information Systems

## MARKETING



**Rosemary Hanratty**  
Director of Marketing



**Pamela Krotchko**  
Marketing Coordinator



**Leslie McCormack**  
Marketing Assistant



**Neely Hunt**  
Director of Cheerleaders

## MEDIA RELATIONS



**Jim Saccomano**  
Director of  
Media Relations



**Paul Kirk**  
Media Relations  
Assistant



**Richard Stewart**  
Media Relations  
Assistant

## OPERATIONS/BUILDINGS AND GROUNDS



**Bill Harpole**  
Director of Operations



**Ross Kurcab**  
Groundskeeper



**Dan Kuhl**  
Grounds Assistant



**Troy Smith**  
Grounds Assistant



**Chip Conway**  
Facilities Assistant



**Adele Healey**  
Secretary to Director of  
Operations / Pool Secretary



**Maeve M. Drake**  
Receptionist



**Sue Kissel**  
Broncos Store

## TICKET OPERATIONS



**Rick Nichols**  
Director of Ticket  
Operations/Business Development



**Patti Barban**  
Ticket Assistant



**Trevor Hinz**  
Ticket Assistant



**Carol Gibbons**  
Ticket Assistant



**Susan Vaughn**  
Ticket Assistant

## DENVER'S WINNING TRADITION

Denver Broncos football enters its 36th season in 1995, and will play before sellout crowds at Mile High Stadium for the 26th consecutive campaign. The team has sold out 187 consecutive regular season non-strike games, and 196 straight including playoff games. Bronco fans have watched their team amass one of the NFL's finest records since the club's first winning season in 1973, enduring just four losing seasons, as shown in the list below.

This season also marks Pat Bowlen's 12th as President and Chief Executive Officer of the Broncos. During that time, Denver has enjoyed a virtually unmatched level of success in the context of the entire NFL and within the American Football Conference Western Division.

## Number of losing seasons from 1973 to 1994

Miami	2
<b>Denver</b>	<b>4</b>
Washington	4
Los Angeles Raiders	4
Pittsburgh	4
Dallas	5
Minnesota	5
Cincinnati	7
St. Louis/Los Angeles Rams	8
New England	8
San Francisco	8
Houston	9
Buffalo	10
Seattle	10
Chicago	10
Cleveland	10
Philadelphia	11
Kansas City	11
San Diego	11
New York Jets	12
Green Bay	12
New Orleans	13
New York Giants	13
Detroit	14
Arizona/Phoenix/St. Louis	14
Indianapolis/Baltimore	15
Atlanta	16
Tampa Bay	16

## PAT BOWLEN ERA

## Number of winning seasons from 1984-1994

San Francisco	11
Chicago	8
New York Giants	8
Washington	8
<b>Denver</b>	<b>7</b>
Houston	7
Kansas City	7
Miami	7
Minnesota	7
Pittsburgh	7
Buffalo	6
Dallas	6
L.A. Raiders	6
New England	6
Cleveland	5
St. Louis/L.A. Rams	5
New Orleans	5
Seattle	5

## DENVER'S WINNING TRADITION (Continued)

## Division titles (1984-94)

San Francisco	9
Chicago	6
Buffalo	5
<b>Denver</b>	<b>5</b>
Cleveland	4
Dallas	4
Miami	4
Minnesota	3
New York Giants	3
Pittsburgh	3
Washington	3
Cincinnati	2
Detroit	2
Houston	2
Los Angeles Raiders	2
San Diego	2

## Playoff Appearances (1984-94)

San Francisco	10
Chicago	8
Houston	7
Buffalo	6
Cleveland	6
<b>Denver</b>	<b>6</b>
Kansas City	6
Minnesota	6
New York Giants	6
Washington	6
Los Angeles Raiders	5
Miami	5
Pittsburgh	5
St. Louis/L.A. Rams	5

## Playoff games (1984-94)

San Francisco	20
Buffalo	15
Chicago	14
Washington	14
<b>Denver</b>	<b>13</b>
New York Giants	13
Houston	10
Cleveland	10
Miami	10
Kansas City	9
Pittsburgh	8
St. Louis/L.A. Rams	8

## Conference championship games (1984-94)

San Francisco	7
Buffalo	4
Dallas	4
<b>Denver</b>	<b>4</b>
Cleveland	3
Miami	3
Washington	3
Chicago	2
New York Giants	2
Pittsburgh	2
Cincinnati	1
Detroit	1
Houston	1
Kansas City	1
Los Angeles Raiders	1
Los Angeles Rams	1
Minnesota	1
New England	1
San Diego	1

## Super Bowl Appearances (1984-94)

Buffalo	4
San Francisco	4
<b>Denver</b>	<b>3</b>
Dallas	3
New York Giants	2
Washington	2
Cincinnati	1
Chicago	1
New England	1
Miami	1
San Diego	1

## AFC West Team Comparison (1984-94)

## Winning Seasons

<b>Denver</b>	<b>7</b>
Kansas City	7
Los Angeles	6
Seattle	5
San Diego	2

## Division Titles

<b>Denver</b>	<b>5</b>
Los Angeles	2
San Diego	2
Kansas City	1
Seattle	1

## Playoff Appearances

<b>Denver</b>	<b>6</b>
Kansas City	6
Los Angeles	5
Seattle	3
San Diego	2

## AFC Championship Appearances

<b>Denver</b>	<b>4</b>
Los Angeles	1
San Diego	1
Kansas City	0
Seattle	0

## Super Bowl Appearances

<b>Denver</b>	<b>3</b>
San Diego	1
Kansas City	0
Los Angeles	0
Seattle	0

## VETERAN PLAYER PROFILES



Quarterback John Elway comes into his 13th professional season ranked sixth all-time on the NFL total offense list with 40,406 yards (37,736 passing / 2,670 rushing). The four-time

Pro Bowler has topped the 3,000-yard passing mark nine times in his 12-year career, second-most all-time in the NFL.

## 57 ALLEN ALDRIDGE • Linebacker



**Birthdate** – May 30, 1972  
**Birthplace** – Houston, Texas  
**Residence** – Missouri City, Texas  
**How Acquired** – Draft #2, 1994  
**College** – Houston  
**High School** – Willowridge HS, Missouri City, Texas  
**Height** – 6-1  
**Weight** – 245  
**Pro Year** – 2nd  
**Year With Broncos** – 2nd

Allen Aldridge, the Broncos' top selection (2nd round) in the 1994 draft, made an immediate impact in his first year as a Bronco and looks to push for more playing time at linebacker in '95. **1994:** Aldridge played in all 16 games, including two starts at left outside linebacker (9/11 at N.Y. Jets and 9/18 vs. L.A. Raiders) in place of injured starter Mike Croel. For the year, Aldridge recorded eight total tackles (1 solo), five of which came in the start at New York (1 solo).

**COLLEGE:** Aldridge earned All-America and All-Southwest Conference first-team honors by pre-draft publications as a senior strongside outside linebacker at Houston. He finished fourth on the team with 81 tackles (46 solo), four sacks, two forced fumbles and one fumble recovery. He closed out his Cougar career with a Defensive MVP performance in the Blue-Gray Game. His career stats show 191 total tackles (100 solo, 91 assists), 14 sacks, 14 tackles for losses, two forced fumbles and one fumble recovery. Aldridge also competed on the Cougars' track team in '93, finishing third in the shot put (55'0") at the SWC Indoor Championships. His top outdoor shot put mark (56'8") came at the Texas Relays.

**PERSONAL:** Allen Ray Aldridge earned three letters each in football and track at Willowridge HS, Missouri City, Texas. A sports administration major at Houston, Allen is a member of the Fellowship of Christian Athletes and was a two-time "Ironman" winner in the Cougars' weight room. His father, Allen, played for the Cleveland Browns and Houston Oilers, and he also is related to former NFL defensive back Ken Houston.

## Aldridge's Professional Record

TACKLES						
Year	Club	Games	Starts	Tackles	Assists	Total
1994	– Denver	16	2	1	7	8
TOTAL		16	2	1	7	8
						0.0

## 58 ELIJAH ALEXANDER • Linebacker



**Birthdate** – August 8, 1970  
**Birthplace** – Fort Worth, Texas  
**Residence** – Fort Worth, Texas  
**How Acquired** – FA, 1993  
**College** – Kansas State  
**High School** – Dunbar HS, Fort Worth, Texas  
**Height** – 6-2  
**Weight** – 230  
**Pro Year** – 4th  
**Year With Broncos** – 3rd

Elijah Alexander moved into a starting linebacker role in 1994 in his second season with the Broncos after signing as a free agent from Tampa



Bay in 1993. Alexander is expected to again challenge for one of the outside linebacker positions in '95 after starting all 16 games at linebacker a year ago. **1994:** Alexander started 15 games at the right-side linebacker position and one at middle linebacker (at Buffalo, 9/26), leading the team in tackles with 172 (105 solo) in his first year as a starter. The third-year pro registered double figures in tackles in 14 of the Broncos' 16 games. His top outing in terms of total tackles came against Cleveland (10/30) when he recorded 15 (11 solo) and added two passes defended. Alexander also had 11 solos against San Diego (9/4) in his first start on opening day, and registered his only sack of the year against the Raiders (9/18) in week three. His other highlights included a fumble recovery against Cincinnati (11/27) and an interception at San Francisco (12/17). **1993:** Alexander played in all 16 games in his first year as a Bronco, playing mainly on special teams. He finished the season with 10 total tackles (eight solo). **1992:** Alexander was drafted in the 10th round by the Tampa Bay Buccaneers and played primarily on special teams for the club. He appeared in 12 games, spending four weeks on the practice squad.

**COLLEGE:** Alexander was named to the All-Big Eight team his senior year as a Kansas State Wildcat. That year he led the team with five sacks and racked up 69 total tackles. For his college career, Alexander amassed 233 tackles, 10 sacks, five forced fumbles and five fumble recoveries. In 1988, he was named the team's Most Outstanding Freshman. Alexander graduated with a degree in accounting.

**PERSONAL:** Elijah is single and makes his home in Fort Worth, Texas. A native of Fort Worth, he was an all-district selection at tight end his senior year and was voted the Scholastic Athlete of the Year by the Fort Worth Lions Club. He lists video games and dominoes as hobbies. His full name is Elijah Alfred Alexander III.

#### Alexander's Professional Record

##### TACKLES

Year	Club	Games	Starts	Tackles	Assists	Total	Sacks
1992	Tampa Bay	12	0	0	0	0	0.0
1993	Denver	16	0	8	2	10	0.0
1994	Denver	16	16	105	67	172	1.0
<b>TOTAL</b>		<b>44</b>	<b>16</b>	<b>113</b>	<b>69</b>	<b>182</b>	<b>1.0</b>

## 27 STEVE ATWATER • Safety



**Birthdate** — October 28, 1966  
**Birthplace** — Chicago, Ill.  
**Residence** — Denver, Colo.  
**How Acquired** — Draft #1, 1989  
**College** — Arkansas  
**High School** — Lutheran North HS,  
 St. Louis, Mo.  
**Height** — 6-3  
**Weight** — 217  
**Pro Year** — 7th  
**Year With Broncos** — 7th

Steve Atwater earned his fifth consecutive Pro Bowl appearance in 1994 and was named the team's defensive MVP. The durable Atwater has started every game he has played in his six-year pro career. **1994:** Atwater continued his stellar play in the Denver secondary despite a disappointing year for the team. He started 14 of the Broncos' 16 games at either free or strong safety and recorded 125 total tackles (72 solo). Atwater, who sat out at Los Angeles (12/11) and San Francisco (12/17) with an injured hamstring, also intercepted one pass (24-yard return), recovered two fumbles and forced one while registering eight passes defended. His two starts at free safety came on opening day

against the Chargers (9/4) and at Buffalo (9/26). Atwater registered double-figures in tackles six times and posted his best numbers against the Raiders at home (9/18) with 14 tackles (11 solo). His lone interception came at Seattle (10/9) in perhaps his best overall performance. In addition to his interception that he returned 24 yards to set up Jason Elam for the Broncos' first points, Atwater recovered a fumble and returned it 17 yards to set up Denver's only touchdown in a 16-9 win. **1993:** Atwater earned his fourth consecutive Pro Bowl selection and was named All-AFC (UPI and Football News). He started every game for the Broncos, leading the team in tackles with 141 (80 tackles and 61 assists). Atwater also posted one sack, two interceptions and two forced fumbles on the year. His big game came in a losing effort at San Diego (12/5), where he racked up 14 total tackles (nine solo and five assisted), which was one of six games in which he finished with double figure tackles. **1992:** Atwater earned his third consecutive Pro Bowl berth in 1992, and was also named All-NFL (AP, NEA, PFW/PFWA, TSN) and All-AFC (Football News). He led the secondary and was second on the team with 151 total tackles, (73 tackles and 78 assists), and also posted two interceptions, a sack, 12 passes defended, two fumble recoveries, and two forced fumbles. Atwater sat out the season opener against the Raiders (9/6) with a sprained ankle but rebounded to post 17 total tackles in week two against the Chargers (9/13), one of nine games in which he recorded double figures in tackles. Atwater had a big game at Buffalo (12/12), recovering a fumble and intercepting a pass. **1991:** In 1991 he earned his second straight Pro Bowl berth after a season in which he tied for the team lead with a career-high five interceptions and finished second on Denver's AFC-leading defense in total tackles with 150. Atwater was also named All-NFL (AP, Pro Football Weekly, College and Pro Football Newsweekly second-team) and All-AFC (Football News, Pro Football Weekly). For the season he registered 83 tackles, 67 assists, 11 passes defended, a sack, a forced fumble, and a fumble recovery. Atwater was named the AFC Defensive Player of the Week for his performance against the Seahawks (9/15) in which he had 10 total tackles, picked off a pass, and recovered a fumble. He was in double figures in total tackles nine times that year, with a high of 14 vs. Phoenix (12/15). In post-season play Atwater had 17 total tackles and three passes defended, and he intercepted a pass vs. Houston (1/4). **1990:** He made his first appearance in the Pro Bowl after a tremendous 1990 campaign in which he finished second on the Broncos' defense with 173 total tackles, including a team-high 112 solo tackles, despite missing one game due to injury. For his efforts he was also named All-NFL (College and Pro Football Newsweekly 2nd team, Newspaper Editors Association — 2nd team) and All-AFC (UPI, Football News), and was voted by his teammates as Denver's most valuable defensive player. In addition, Atwater also posted two interceptions, four passes defended, two forced fumbles, and a quarterback sack, while also registering 10 total tackles on special teams. From his strong safety position Atwater posted five of Denver's top-10 single-game tackle totals, including a personal high of 18 vs. Pittsburgh (10/14), and had 12 or more total tackles in nine games. He cemented his reputation as a hard hitter after a thunderous collision with Kansas City's Christian Okoye in a nationally televised Monday night game (9/17). Atwater sat out the game vs. Seattle (9/23) with a rib strain and saw limited action against the Chargers (12/16) after suffering torn rib cartilage early in the first half. **1989:** Atwater was named NFL All-Rookie (Pro Football Weekly, College and Pro Football Newsweekly) for a fine campaign in 1989. He made an immediate impact as the Broncos' first-round pick, taking the place of former defensive captain Mike Harden at free safety and combining with strong safety Dennis Smith to form one of the NFL's most physical safety tandems. Atwater started every regular season game and led the Bronco defense with 86 first hits. He was second on the squad with 129 total tackles and also claimed three interceptions, 10 passes defended, and a fumble recovery. Atwater had two interceptions in the week three

contest against the Raiders (9/24), the second setting up the game-clinching field goal. He had six games with 10 or more total tackles, including a high of 12 vs. San Diego (10/8).

**COLLEGE:** Atwater was a three-time All-Southwest Conference selection and two-time All-American at the University of Arkansas. He became the Razorbacks' all-time interception leader with 14 over his four active campaigns. He went to the school as a wishbone quarterback but was moved to the secondary as a redshirt freshman. Atwater closed out his college career with an appearance in the Senior Bowl, a game in which he had two interceptions.

**PERSONAL:** Steve and his wife Letha reside in the Denver suburb of Aurora with their two sons, Stephen Jr. and Di Andre. A native of Chicago, Ill., he was all-conference and league MVP as a wishbone quarterback at Lutheran North HS in St. Louis Mo., where he was named the school's top scholar-athlete. Steve lettered three times in football, once each in baseball and track, and four times in basketball, garnering all-league, all-district, and All-America honors in that sport. He was selected to play in the McDonald's All-Star Classic, but missed the contest due to the chicken pox. He enjoys playing pool, fishing, basketball, and bowling. Steve has been involved with the Colorado Coalition for the Homeless and plays in charity golf tournaments across the country during the off-season. Steve's cousin Mark Ingram is a wide receiver for the Green Bay Packers. His full name is Stephen Dennis Atwater.

#### Atwater's Professional Record

Atwater's Professional Football Career Statistics										
TACKLES							INTERCEPTIONS			
Year	Club	Games	Starts	Tackles	Assists	Total	No.	Yds.	Avg.	TD
1989	- Denver	16	16	86	43	129	3	34	11.3	0
1990	- Denver	15	15	112	61	173	2	32	16.0	0
1991	- Denver	16	16	83	67	150	5	104	20.8	0
1992	- Denver	15	15	73	78	151	2	22	11.0	0
1993	- Denver	16	16	80	61	141	2	81	40.5	0
1994	- Denver	14	14	72	53	125	1	24	24.0	0
TOTAL		92	92	506	363	869	15	297	19.8	0

**ADDITIONAL STATISTICS:** Recovered one fumble, 1989; recovered one fumble, 1991; recovered two fumbles, 1992; forced two fumbles 1993; recovered two fumble and force one, 1994.

**QUARTERBACK SACKS:** 1990 (1); 1991 (1); 1992 (1); 1993 (1). Total - 4.

## 33 ROD BERNSTINE • Running Back



**Birthdate** - February 8, 1965  
**Birthplace** - Fairfield, Calif.  
**Residence** - San Diego, Calif.  
**How Acquired** - Unrestricted FA, 1993  
**College** - Texas A&M  
**High School** - Bryan HS, Bryan, Texas  
**Height** - 6-3  
**Weight** - 238  
**Pro Year** - 9th  
**Year with Broncos** - 3rd

Rod Bernstine enters his third season in Denver looking for a return to the productivity he showed in 1993 after missing much of last season with a severe knee injury. **1994:** Bernstine started all three games he played in '94 before being placed on injured reserve during the week of the game at Seattle (10/9). He had surgery to repair his injured right knee. Bernstine started the first two games of the season, then missed

game three against the Raiders (9/18) due to a hamstring injury before returning for his final start at Buffalo (9/26). Bernstine totaled 91 yards on 17 carries (5.4 average) and caught nine passes for 70 yards (7.8) out of the backfield. His top outing came on opening day against his old team, San Diego, when he rushed for 55 yards on eight carries and caught eight passes for 67 yards to account for 122 yards of total offense. **1993:** Bernstine posted excellent numbers in his first year as a Denver Bronco. Even with an injury early in the team's final home game against Tampa Bay (12/26) and being placed on injured reserve that following week, Bernstine still managed to end the season with 816 rushing yards, sixth in the AFC, and 1,188 total yards, also sixth in the AFC. His most productive rushing day came at Chicago (12/18), rushing for 103 yards on 20 carries. Bernstine got his first 100-yard rushing day as a Bronco versus the Raiders (10/18), carrying a season tying high 23 times for 101 yards. Bernstine, a former tight end, also amassed 44 receptions, tying wide receiver Derek Russell for second on the team. His big receiving game came against Seattle (10/31), catching six passes for 47 yards. He also had a six-catch day versus Minnesota (11/14). For the year, Bernstine caught at least one pass in 14 of the 15 games in which he played. **1992:** The 1992 season was difficult for Bernstine because of injuries. In the week seven game vs. Indianapolis (11/1/92) Bernstine rushed for 150 yards on 23 carries before leaving the game in the fourth quarter with a shoulder injury. For his efforts Bernstine was awarded AFC player of the week honors, but he was also placed on injured reserve. Prior to game seven Bernstine led the Chargers in rushing. He returned to the active roster prior to game 14 against Cincinnati (12/13/93). In the following week's game vs. the L.A. Raiders (12/20/93) he sprained his right ankle which forced him to see limited action in the season finale against Seattle (12/27/93). Bernstine's injury problems continued into the playoffs. On his first carry in the Wild Card game against Kansas City (1/2/93) he sprained his left ankle forcing him out of the contest, and he was inactive for the Divisional playoff game vs. Miami (1/10/93). **1991:** In 1991 Bernstine finished second on the team and seventh in the AFC in rushing with a career-high 766 yards on 159 carries (4.8 average). He led the team in touchdowns (eight) and was second on the team in scoring (48 points). Bernstine's rushing high in 1991 was 112 yards against Kansas City (9/29), but his most impressive game may have come against Miami (12/15). In that game he rushed for 104 yards on 13 carries, scored three touchdowns, and averaged eight yards per carry, a Charger team high in 1991. **1990:** The 1990 season saw Bernstine establish himself as a running back, saving his best performance for the last game of the year. In the season finale against the Raiders, he rushed 27 times for 114 yards, finishing the season with 124 carries for 589 yards, with a 4.8 yard average and 4 touchdowns. **1989:** In 1989 Bernstine took his first snaps at running back but was still vital to the Charger passing game. He led the team in receptions weeks two through four with his big day being an eight-reception game against Houston (9/17/89). After suffering a sprained knee versus the Broncos (10/8/89), Bernstine was placed on injured reserve for the remainder of the season. **1988:** In 1988 Bernstine played the entire year at tight end before suffering a knee injury (12/4/88). He finished the season tied for fifth on the team with 29 receptions for 340 yards. He accounted for the two longest plays from scrimmage for the team in 1988 with 57 and 59 yard catches. His big day during the 1988 season was a nine-reception game vs. San Francisco (11/27/88) which was a team high in the 1988 season. **1987:** Bernstine was drafted by San Diego as a tight end with the 24th pick in the 1987 draft. He spent the 1987 season as an understudy to Kellen Winslow catching four passes for 31 yards, including a 10-yard touchdown pass from Dan Fouts against Cleveland (11/1). Bernstine showed his toughness on special teams and his teammates rewarded his efforts by voting him the Chargers' Outstanding Rookie of the Year.

**COLLEGE:** Bernstine converted from fullback to tight end in his junior year at Texas A&M. He led all tight ends nationally in receptions with 65 and finished eighth overall in receptions in his senior year. He



participated in the Hula and Senior Bowls along with being named first team All-Southwest Conference and All-America in 1986.

**PERSONAL:** Rod and his wife Stephanie have one child, Payton (10/28/92), and the family resides in San Diego, Calif. He played his high school football at Bryan HS in Texas, where he was a three time All-District selection and was listed in Texas Football's Top 30. He was chairman of the Multiple Sclerosis 1989 Read-a-thon and now serves on the Board for Home of Guiding Hands which helps the mentally retarded. His full name is Rod Earl Bernstine.

### Bernstine's Professional Record

RUSHING										RECEIVING			
Year	Club	Games	Starts	Att.	Yds.	Avg.	TD	No.	Yds.	Avg.	TD		
1987	- San Diego	10	2	1	9	9.0	0	10	76	7.6	1		
1988	- San Diego	14	13	2	2	3.5	0	29	340	11.7	0		
1989	- San Diego	5	0	15	137	9.1	1	21	222	10.6	1		
1990	- San Diego	12	1	124	589	4.8	4	8	40	5.0	0		
1991	- San Diego	13	8	159	766	4.8	8	11	124	11.3	0		
1992	- San Diego	9	1	106	499	4.9	17	12	86	7.2	0		
1993	- Denver	15	15	223	816	3.7	4	44	372	8.5	0		
1994	- Denver	3	3	17	91	5.4	0	9	70	7.8	0		
<b>TOTAL</b>		<b>81</b>	<b>43</b>	<b>647</b>	<b>2914</b>	<b>4.5</b>	<b>21</b>	<b>144</b>	<b>1330</b>	<b>9.2</b>	<b>2</b>		

KICKOFF RETURNS			
Year	Club	No.	Yds.
1987	- San Diego	1	13
1988	- San Diego	0	0
1989	- San Diego	0	0
1990	- San Diego	0	0
1991	- San Diego	2	7
1992	- San Diego	0	0
1993	- Denver	0	0
1994	- Denver	0	0
<b>TOTAL</b>		<b>3</b>	<b>20</b>

### SINGLE-GAME HIGHS

**Most rushing attempts** - 27, at L.A. Raiders, 12/30/90. **Most rushing yards** - 114, at L.A. Raiders, 12/30/90. **Longest run** - 631, vs. Miami, 12/15/91. **Most receptions** - 9, vs. San Francisco 11/27/88. **Most reception yards** - 80, vs. San Francisco 11/27/88. **Longest reception** - 59, at L.A. Rams 11/13/88.

**ADDITIONAL STATISTICS:** Recovered one fumble, 1987; fumbled once, 1990; fumbled once 1991; fumbled two times 1992; fumbled four times and recovered one fumble 1993.

## 23 RONNIE BRADFORD • Cornerback



**Birthdate** - October 1, 1970  
**Birthplace** - Minot, N.D.  
**Residence** - Boulder, Colo.  
**How Acquired** - FA 1993  
**College** - Colorado  
**High School** - Adams City HS.  
 Commerce City, Colo.  
**Height** - 5-10  
**Weight** - 188  
**Pro Year** - 3rd  
**Year with Broncos** - 3rd

Ronnie Bradford has been a valued member of the Broncos' secondary in his first two seasons, contributing mainly in nickel situations, and will challenge for a starting spot in 1995. **1994:** Bradford played in 12 games and was inactive for four (at L.A. Rams 11/6, vs. Seattle 11/13, vs. Atlanta 11/20 and vs. Cincinnati 11/27). His top outing came at Buffalo (9/26) when he recorded seven tackles (3 solo) and

one pass defended. Bradford registered his lone sack of the season - and first of his career - in the final game of the season vs. New Orleans (12/24). He finished the season with 27 tackles (18 solo), one sack (-8) and five passes defended. **1993:** Bradford was signed as a free agent by the Broncos after being drafted in the fourth round by the Miami Dolphins and released by the team in their 1993 training camp. Bradford made a key interception versus Kansas City (12/12), stopping a Chief drive and setting up a Jason Elam field goal that cut the Chiefs' lead to four early in the contest. The following week at Chicago (12/18), Bradford earned his first start.

**COLLEGE:** Bradford was a four year-letterman and two-year starter at the University of Colorado, where he played with Gibbs, son of Broncos offensive line coach Alex Gibbs. He was an honorable mention All-America (Football News) and first-team All-Big Eight (Coaches) as a senior. His blocked extra point helped push Colorado to a 10-9 win over Notre Dame in the 1991 Orange Bowl, giving the Buffaloes a national title. Bradford racked up 53 solo tackles, 21 assists, three interceptions and two fumble recoveries for his career. He was a communications major at Colorado.

**PERSONAL:** Ronnie is single and resides in Boulder, Colo. He was an All-America honorable mention (*USA Today*) as a senior at Adams City HS in Commerce City, CO. As a senior Ronnie finished the year with four interceptions, 14 passes defended, two fumble recoveries and a blocked field goal. His full name is Ronald L. Bradford.

### Bradford's Professional Record

TACKLES								INTERCEPTIONS			
Year	Club	Games	Starts	Tackles	Assists	Total	No.	Yds.	Avg.	TD	
1993	- Denver	10	3	10	3	13	1	6	6.0	0	
1994	- Denver	12	0	18	9	27	0	0	0.0	0	
<b>TOTAL</b>		<b>22</b>	<b>3</b>	<b>18</b>	<b>12</b>	<b>40</b>	<b>1</b>	<b>6</b>	<b>6.0</b>	<b>0</b>	

**ADDITIONAL STATISTICS:** Had one sack for eight yards lost, 1994.

## 34 TYRONE BRAXTON • Safety



**Birthdate** - December 17, 1964  
**Birthplace** - Madison, Wisc.  
**Residence** - Englewood, Colo.  
**How Acquired** - Draft #12, 1987  
**College** - North Dakota State  
**High School** - James Madison  
 Memorial HS, Madison, Wisc.  
**Height** - 5-11  
**Weight** - 185  
**Pro Year** - 9th  
**Year with Broncos** - 8th

Tyrone Braxton returns to Denver for his ninth NFL season after spending last year in Miami following seven seasons with the Broncos. **1994:** Braxton played in all 16 games for a Miami team that advanced to the AFC Divisional Playoff before falling to San Diego. He recorded six tackles and two interceptions during the season, playing in nickel situations and on special teams. Braxton was signed by the Dolphins as an unrestricted free agent from Denver May 13, 1994, and was a teammate in Miami of current Bronco Aaron Craver. **1993:** Braxton started all 16 games for the Broncos, his fifth straight season as the team's starting left cornerback. He finished second on the team in total tackles with 111 (79 solo), intercepted three passes for 37 yards in returns, had a team-high 19 passes defended, recovered two fumbles and forced two as well. **1992:** Braxton started all 16 games at left corner and led the team with 16 passes defended, 99 tackles (56 solo) and two interceptions. He played well in week two against San Diego (9/13), notching 11 tackles and four passes



defensed. **1991:** Braxton made a successful comeback from a knee injury that caused him to miss most of the 1990 campaign. He started at left corner and marked his return by intercepting a pass for a touchdown in the season-opener vs. Cincinnati (9/1). Braxton recorded 92 total tackles (57 solo), 12 passes defended, four interceptions, a sack, a forced fumble and a fumble recovery in regular season play. He had a big game against New England (12/1), posting six tackles, three passes defended and a sack. In postseason play, Braxton had 14 tackles (7 solo) and intercepted a pass in the AFC Championship Game at Buffalo (1/12). **1990:** Braxton tore the medial collateral ligament in his right knee in the third game of the season and underwent surgery, thus ending his season. Up to that point he had registered 17 total tackles, an interception and two passes defended. **1989:** Braxton had a tremendous campaign in his third NFL season, playing cornerback for the first time in his career. He started every game for the Broncos and ranked sixth in the AFC with a team-leading six interceptions, while also pacing Denver's defense with 14 passes defended. In regular season play Braxton posted 111 total tackles (77 solo), two forced fumbles and two fumble recoveries. He helped set the tone for the Broncos' defensive resurgence that season when on opening day vs. Kansas City (9/10) he intercepted a pass on the Chiefs' first play from scrimmage and returned it 34 yards for a touchdown. Braxton also set up a Denver touchdown with a 35-yard fumble return against Washington (11/20), and racked up 12 tackles and an interception at Seattle (10/22). **1988:** Braxton had a good season as one of the leaders on Denver's special teams and as a reserve defensive back. He closed that campaign with a total of 49 tackles (38 solo), five passes defended, two interceptions, a fumble recovery and a quarterback sack. **1987:** Braxton played in the final two regular season games and all three postseason contests, spending the first 13 weeks of the season on injured reserve with a shoulder injury suffered in the preseason. He played primarily on special teams in the regular season, then posted five total tackles (3 solo) in the postseason. The rookie was named Denver's special teams most valuable player for his performance in the divisional playoff game vs. Houston (1/10). Braxton was Denver's 12th-round draft pick in 1987, the second-to-last player taken.

**COLLEGE:** Braxton was a defensive back and punt return specialist at North Dakota State, earning all-conference honors as a senior after posting 128 tackles, an interception, and two fumble recoveries. As a junior he led the conference with five interceptions and a punt return average of 15.0, earning him second-team all-conference honors. Braxton was a member of the North Central Conference champion outdoor 400-meter relay squad that competed in the national championship.

**PERSONAL:** Tyrone and his wife Elizabeth reside in the Denver suburb of Englewood. A native of Madison, Wisc., he attended James Madison Memorial HS there, and was named all-conference in football as a senior. He lettered twice each in football and basketball and once in track. Tyrone majored in physical education, enjoys fishing in his spare time and once had a job as a gravedigger. Tyrone is a relative of the late Jim Braxton, a former offensive lineman for the Buffalo Bills. His full name is Tyrone Scott Braxton.

#### Braxton's Professional Record

Year	Club	Games	TACKLES				INTERCEPTIONS			
			Starts	Tackles	Assists	Total	No.	Yds.	Avg.	TD
1987	- Denver	2	0	0	0	0	0	0	0.0	0
1988	- Denver	16	0	38	11	49	2	6	3.0	0
1989	- Denver	16	16	77	34	111	6	103	17.2	1
1990	- Denver	3	2	11	6	17	1	10	10.0	0
1991	- Denver	16	15	57	35	92	4	55	13.8	1
1992	- Denver	16	14	56	43	99	2	54	27.0	0
1993	- Denver	16	16	79	32	111	3	37	12.3	0
1994	- Miami	16	0	4	2	6	2	3	1.5	0
<b>TOTAL</b>		<b>101</b>	<b>63</b>	<b>322</b>	<b>163</b>	<b>485</b>	<b>20</b>	<b>268</b>	<b>13.4</b>	<b>2</b>

**SACKS:** 1988 (1), 1991 (1). Total - 2.

**ADDITIONAL STATISTICS:** Recovered one fumble, 1989; recovered one fumble, 1991; forced two fumbles, recovered two fumbles, 1993.

## 56 KEITH BURNS • Linebacker



**Birthdate** - May 16, 1972

**Birthplace** - Greelyville, S.C.

**Residence** - Alexandria, Va.

**How Acquired** - Draft #7, 1994

**College** - Oklahoma State

**High School** - T.C. Williams HS  
Alexandria, Va.

**Height** - 6-1

**Weight** - 233

**Pro Year** - 2nd

**Year with Broncos** - 2nd

Keith Burns enters his second season in Denver looking for more playing time in the linebacking corps after seeing significant time as a rookie last year. **1994:** Burns played in 11 of the Broncos' 16 games during his rookie season, including one start on opening day against San Diego (9/4). Burns immediately made his presence felt by recording nine total tackles (8 solo), second-best on the team, in his first NFL game in place of the injured Dave Wyman. His next-best numbers came two weeks later against the Raiders (9/18) when he notched five total tackles (4 solo). Burns saw time primarily on special teams throughout the rest of his rookie season, finishing the year with 18 tackles (14 solo).

**COLLEGE:** Burns recorded 233 tackles (182 solo), six sacks, one interception, five fumble recoveries and three forced fumbles during his two years at Oklahoma State. He earned second-team All-America and first-team All-Big Eight honors from *Football News*, as well as *Playboy* All-America honors as a senior in 1993. He played both at strongside outside linebacker and middle linebacker during the season, leading the Cowboys with 107 tackles (80 solo) and adding one sack, three fumble recoveries and three pass deflections. Burns, who also earned first-team All-Big Eight kudos and Big Eight Defensive Newcomer of the Year honors as a junior transfer in 1992, closed out his collegiate career with an appearance in the East-West Shrine Game. He played his first two collegiate seasons at Navarro (Texas) Junior College where he earned first-team JC All-America honors in 1991, recording 192 tackles (102 solo), six sacks, three interceptions, six pass deflections, four forced fumbles and three fumble recoveries.

**PERSONAL:** A native of Greelyville, S.C., Burns earned three letters in football, two in basketball and one in baseball at T.C. Williams HS in Alexandria, Va., where he as a two-time all-district selection in basketball. He has his associate of arts degree from Navarro JC and was a sociology major at Oklahoma State. Keith enjoys bowling in his spare time. His full name is Keith Bernard Burns.

#### Burns' Professional Record

Year	Club	Games	TACKLES				INTERCEPTIONS			
			Starts	Tackles	Assists	Total	No.	Yds.	Avg.	TD
1994	- Denver	11	1	14	4	18	0	0	0.0	0
<b>TOTAL</b>		<b>11</b>	<b>1</b>	<b>14</b>	<b>4</b>	<b>18</b>	<b>0</b>	<b>0</b>	<b>0.0</b>	<b>0</b>

#### BLACKOUT, WHAT BLACKOUT?

Since the 1970 season, the Broncos have sold out every non-strike regular season home game, totalling 187. The number reaches 196 when playoff games are included. The Broncos and the Washington Redskins are the only NFL teams that can boast consecutive sell-outs since the 1970 season.

## 28 BUTLER BY'NOT'E • Cornerback



**Birthdate** – September 29, 1972  
**Birthplace** – St. Louis, Mo.  
**Residence** – St. Louis, Mo.  
**How Acquired** – Draft #7b, 1994  
**College** – Ohio State  
**High School** – Vashon HS  
 St. Louis, Mo.  
**Height** – 5-9  
**Weight** – 190  
**Pro Year** – 2nd  
**Year with Broncos** – 2nd

Butler By'not'e begins his second season with the Broncos following a rookie season in which he made a successful transition from running back to cornerback, while also serving on special teams as a kickoff returner. **1994:** By'not'e had a fine all-around rookie season, returning 24 kickoffs for 545 yards (22.7 average, best on the team), and recording one tackle on defense in the nine games in which he played. He was inactive for the other seven games. By'not'e saw his only time at cornerback against the L.A. Rams (11/6) when he recorded his one defensive tackle. He also recorded several on special teams throughout the season. By'not'e posted his best return numbers at San Diego (10/23) when he gained 118 yards on four returns (29.5 average), including his season long of 41 yards.

**COLLEGE:** By'not'e finished his career at Ohio State with 1,530 yards rushing on 336 carries (4.6 average) and 11 touchdowns, while also hauling in 19 passes for 98 yards and returning 21 kickoffs for 588 yards and an exceptional 28.0 average with one TD. His senior season included 96 carries for 492 yards (5.1) and four touchdowns, as well as 12 kickoff returns for 350 yards (29.2) and a touchdown. By'not'e had a 49-yard run against Washington and an 89-yard kickoff return for a touchdown against Pittsburgh, and capped his season by rushing for 61 yards on nine carries against Brigham Young in the Holiday Bowl. He played in a bowl game after each of his four seasons, including the Liberty Bowl as a freshman, the Hall of Fame Bowl as a sophomore, the Citrus Bowl as a junior and the Holiday Bowl as a senior. He also competed in track for the Buckeyes, helping lead the 4x100 relay team to the Big 10 championship in 1993 and to a sixth-place finish at the NCAA Championships in '92.

**PERSONAL:** A native of St. Louis, Mo., By'not'e was an all-state selection and the *St. Louis Sentinel* Offensive Player of the Year at Vashon (St. Louis) HS, where he carried the ball 174 times for 1,231 yards (7.1 average) with 13 TDs as a senior. He also averaged 37 yards per reception as a senior, playing cornerback in addition to his offensive duties. Butler was a business major at Ohio State. His last name is pronounced "by-NO-tay".

## By'not'e's Professional Record

Year	Club	Games	TACKLES				INTERCEPTIONS			
			Starts	Tackles	Assists	Total	No.	Yds.	Avg.	TD
1994	Denver	9	0	1	0	1	0	0	0.0	0
<b>TOTAL</b>			<b>9</b>	<b>0</b>	<b>1</b>	<b>1</b>	<b>0</b>	<b>0</b>	<b>0.0</b>	<b>0</b>
Year	Club	Games	KICKOFF RETURNS							
			No.	Yds.	Avg.	Long	TD			
1994	Denver	24	24	545	22.7	41	0			
<b>TOTAL</b>			<b>24</b>	<b>545</b>	<b>22.7</b>	<b>41</b>	<b>0</b>			

## 86 JEFF CAMPBELL • Wide Receiver



**Birthdate** – March 26, 1969  
**Birthplace** – Vail, Colo.  
**Residence** – Denver, Colo.  
**How Acquired** – FA, 1994  
**College** – Colorado  
**High School** – Battle Mountain HS  
 Vail, Colo.  
**Height** – 5-8  
**Weight** – 167  
**Pro Year** – 6th  
**Year with Broncos** – 2nd

Jeff Campbell looks to find playing time at wide receiver as he enters his second season with the club. **1994:** Campbell saw most of his playing time as a holder on field goal and PAT attempts, but also returned kickoffs and played wide receiver, making one start at that position vs. Atlanta (11/20). He made his only catch of the season in that game, a 22-yarder from John Elway for a touchdown. Campbell totaled 24 yards on three kick returns, including a long of 11 yards at San Francisco (12/17). With Campbell holding, Jason Elam successfully converted 29 of 29 point-after attempts and 30 of 37 field goals. **1993:** Campbell came to the Broncos as an unrestricted free agent after playing his entire career with the Detroit Lions. His playing time fell in '93 due to the Lions' use of a tight end. He played in 10 games with two-reception days at New England (9/12) and at Tampa Bay (10/3). Campbell finished the season with seven receptions for 55 yards. **1992:** Campbell bounced back from injuries he suffered in 1991, beginning the season as a backup. His big reception came on a 78-yard scoring toss versus Tampa Bay (10/25), his longest career reception. Campbell made his first start versus Green Bay (11/1), catching a season high three passes for 29 yards. Campbell missed three games toward the end of the season with an ankle injury. He finished the year with eight receptions for 155 yards and one touchdown, returning for the final two regular season games. **1991:** Campbell won a starting assignment in the season opener at Washington (9/1), but left the game with a back injury that forced him to miss the next two contests. He played in the remainder of the regular season games upon his return, catching his first pass of the season, a 21-yard reception from Rodney Peete, in the week seven matchup at San Francisco (10/20). Campbell finished the year with two receptions for 49 yards. He sustained a knee injury in preparation for the playoffs that kept him out of both playoff contests. **1990:** Campbell made his first career reception at Minnesota (10/7), a 29-yard reception. He drew his first career start versus Minnesota (11/11), making a team-high four receptions for 53 yards, including an 18-yard touchdown reception. He had a career-high seven receptions at the New York Giants (11/18) for 33 yards. For the year Campbell finished with 19 receptions for 236 yards and two touchdowns. Campbell was drafted in the fifth-round by Detroit, 118th overall.

**COLLEGE:** Campbell's weaving and spinning style propelled him to Colorado's career school record with 904 punt return yards, and he also tied the school mark with 84 punt returns. He finished his collegiate career with 28 receptions for 802 yards (28.6 avg.) and one touchdown. He also had some success in the rushing department, gaining 439 yards on 23 carries (19.1 avg.). As a senior Campbell earned All-Big Eight honors as a return specialist and was selected to the second team as a receiver. He was also an All-America honorable mention by *The Sporting News*. Campbell owns the school record with a 90-yard TD catch. Campbell graduated with a degree in sociology.

**PERSONAL:** Jeff is single and makes his offseason home in Denver. He was a four-year letterman in football, hockey and track at Battle Mountain HS in Vail, Colo. He was a two-time state champion

in the 100 and 200-meter dashes, and ranked among the top 25 prep hockey players in the country.

### Campbell's Professional Record

#### RECEIVING

Year	Club	Games	Starts	No.	Yds.	Avg.	TD
1990	- Detroit	16	8	19	236	12.4	2
1991	- Detroit	14	1	2	49	24.5	0
1992	- Detroit	12	2	8	155	19.4	1
1993	- Detroit	10	0	7	55	7.9	0
1994	- Denver	16	1	1	22	22.0	1
<b>TOTAL</b>		<b>68</b>	<b>12</b>	<b>37</b>	<b>517</b>	<b>14.0</b>	<b>4</b>

#### RUSHING

Year	Club	Att.	Yds.	Avg.	TD
1990	- Detroit	0	0	0.0	0
1991	- Detroit	0	0	0.0	0
1992	- Detroit	0	0	0.0	0
1993	- Detroit	0	0	0.0	0
1994	- Denver	2	6	3.0	0
<b>TOTAL</b>		<b>2</b>	<b>6</b>	<b>3.0</b>	<b>0</b>

#### KICKOFF RETURNS

Year	Club	No.	Yds.	Avg.	TD
1990	- Detroit	12	238	19.8	0
1991	- Detroit	9	85	9.4	0
1992	- Detroit	4	61	15.3	0
1993	- Detroit	0	0	0.0	0
1994	- Denver	3	24	8.0	0
<b>TOTAL</b>		<b>28</b>	<b>408</b>	<b>14.6</b>	<b>0</b>

#### PUNT RETURNS

Year	Club	No.	Yds.	Avg.	TD
1990	- Detroit	1	0	0.0	0
1991	- Detroit	0	0	0.0	0
1992	- Detroit	3	15	5.0	0
1993	- Detroit	0	0	0.0	0
1994	- Denver	0	0	0.0	0
<b>TOTAL</b>		<b>4</b>	<b>15</b>	<b>3.8</b>	<b>0</b>

## 20 SHELDON CANLEY • Running Back



**Birthdate** - April 19, 1968  
**Birthplace** - Santa Barbara, Calif.  
**Residence** - Santa Barbara, Calif.  
**How Acquired** - FA, 1995  
**College** - San Jose State  
**High School** - Lompoc HS  
 Lompoc, Calif.  
**Height** - 5-9  
**Weight** - 195  
**Pro Year** - 2nd  
**Year with Broncos** - 1st

Sheldon Canley was signed as a free agent in the 1995 offseason to help bolster the Broncos' running game. He is a quick, elusive back who is also an able receiver coming out of the backfield. Canley, who played with current teammate Bill Musgrave and was coached by Mike Shanahan and Brian Pariani at San Francisco, could also contribute on special teams. **1994:** Canley spent the season in the Canadian Football League, playing for the expansion Baltimore Colts who made it to the Grey Cup Championship Game in their inaugural season, losing to British Columbia 26-23. He finished third on the team with 143 yards rushing and one touchdown. He also had six receptions for 37 yards, 106 yards in punt returns and 154 yards on kickoff returns (44 all-purpose). He finished fifth on the team in special teams tackles with 12 and recovered a blocked punt in the end zone for a touchdown. Canley started in the season opener versus Hamilton (8/27). In the playoffs he had three special teams tackles and returned two punts for 18 yards. He had one special teams tackles in the Grey Cup vs. B.C. **1993:** Canley was waived by the San Francisco 49ers (8/23/93). He had been signed by the 49ers after being waived by the Jets on 5/10/93. **1992:** Canley played in one game with the New York Jets, registering four

carries for nine yards and one special teams tackle vs. New Orleans (12/26). He was signed by the Jets (12/21) after being released by San Francisco (12/18). **1991:** Canley was placed on injured reserve by San Francisco Aug. 26th with damage to his right hamstring suffered in mini-camp and re-injured on the first day of summer training camp. He was selected in the seventh round of the 1991 draft, 194th overall, by the 49ers.

**COLLEGE:** Canley established an NCAA career record with an average of 205.8 all-purpose yards per game during his career at San Jose State. He set Spartan career marks for rushing attempts (576), rushing yards (2,513), rushing touchdowns (27), total touchdowns (32), kickoff returns (77), kickoff return yards (1,800) and all-purpose yards (5,146). As a senior in 1990 he set the school's single-season rushing mark (1,248) yards and single-game marks with 43 rushing attempts and 253 yards vs. UNLV (9/22). In 1989 he rushed for 1,201 yards. He played the first three games of the '88 season before sustaining a season-ending ankle injury. Canley was a two-year starter and all-state performer in football and track at Hancock JC from 1986-87 prior to enrolling at SJSU. His running-mate in the SJSU backfield was current N.Y. Jets back Johnny Johnson.

**PERSONAL:** Canley, the youngest of two children, was born in Santa Barbara, Calif. He participated in football and track at Lompoc HS, Lompoc, Calif. Canley is an accomplished barber and is the "official" team barber. He is single and makes his offseason home in Santa Barbara, Calif.

### Canley's Professional Record

#### RUSHING

Year	Club	Att.	Yds.	Avg.	TD
1991	-San Francisco	0	0	0.0	0 (Injured reserve)
1992	-S.F. / N.Y. Jets	4	9	2.3	0
1993	-			DID NOT PLAY	
1994	- Baltimore (CFL)	30	143	4.8	1
<b>NFL TOTAL</b>		<b>4</b>	<b>9</b>	<b>2.3</b>	<b>0</b>

**ADDITIONAL STATISTICS:** Made one special teams tackle, 1992.

## 89 DWAYNE CARSWELL • Tight End



**Birthdate** - January 18, 1972  
**Birthplace** - Jacksonville, Fla.  
**Residence** - Denver, Colo.  
**How Acquired** - FA, 1994  
**College** - Liberty  
**High School** - University Christian HS  
 Jacksonville, Fla.  
**Height** - 6-3  
**Weight** - 261  
**Pro Year** - 2nd  
**Year with Broncos** - 2nd

Dwayne Carswell enters his second season with the Denver Broncos after spending all of last year on either the practice squad or the active roster. **1994:** Carswell spent the first 11 weeks of the season on the practice squad before being moved to the active roster during the week of the Cincinnati game (11/27). He played on special teams during that game, and then saw his first duty at tight end the following week at Kansas City (12/4). Carswell again saw action in the following two games, recovering a fumble against the Raiders (12/11), but was inactive in the season finale against New Orleans (12/24).

**COLLEGE:** Carswell finished his career at Liberty with 65 receptions for 511 yards and two touchdowns, and posted senior-year totals of 32 receptions for 259 yards in 1993. He also played in the Flames' offensive backfield for two seasons, finishing 1991 with 435 yards rushing and five touchdowns. Carswell was coached at Liberty by former Cleveland Browns' head coach Sam Rutigliano.



**PERSONAL:** Carswell, a native of Jacksonville, Fla., earned all-state honors as a junior and senior at Temple and University Christian High Schools. He was named second-team all-state as a sophomore at Temple, and also earned all-conference, all-district and all-county honors during his high school career as a safety, running back and wide receiver. He makes his home in Denver.

#### Carswell's Professional Record

RECEIVING							
Year	Club	Games	Starts	No.	Yds.	Avg.	TD
1994	Denver	4	0	0	0	0.0	0
TOTAL		4	0	0	0	0.0	0

**ADDITIONAL STATISTICS:** Recovered one fumble, 1994.

## 43 DERRICK CLARK • Running Back



**Birthdate** – May 4, 1971  
**Birthplace** – Apopka, Fla.  
**Residence** – Aurora, Colo.  
**How Acquired** – FA, 1994  
**College** – Evangel  
**High School** – Apopka HS  
 Apopka, Fla.  
**Height** – 6-3  
**Weight** – 230  
**Pro Year** – 2nd  
**Year with Broncos** – 2nd

Derrick Clark looks to see more playing time at running back in his second season with the Broncos after making a big impact as a rookie last season. **1994:** Clark appeared in all 16 games for the Broncos and made four starts – vs. the Raiders (9/18), at Kansas City (12/4), at San Francisco (12/17) and vs. New Orleans (12/24). He finished the season with 56 carries for 168 yards, fourth-best on the team, and ran for three touchdowns after joining the team as a rookie free agent. Clark also caught nine passes out of the backfield for 47 yards and returned three kickoffs for 34 yards with a long return of 20 yards. All three of his rushing touchdowns came in the final two games when he started in place of the injured Leonard Russell. Clark's top outing came in the season finale against New Orleans when he rushed for 55 yards and two touchdowns on 15 carries (3.7 average), while hauling in three passes for 19 yards. He made his NFL debut on opening day against San Diego, rushing one time for three yards and catching two passes for 15 yards. Clark registered his career-long run of 12 yards against Cleveland (10/30).

**COLLEGE:** Clark joined the Broncos after a tremendous collegiate career at Evangel College, and NAIA school in Springfield, Mo. He was a force in the NAIA ranks, setting 35 school rushing and touchdown records. He was a first-team all-conference selection in 1992 and '93, and ranked number one in conference rushing and scoring in 1992 and number three in '93. As a senior Clark rushed 261 times for 1,883 yards for a 7.2-yard average with 22 touchdowns, all of which were school single-season records. He finished his career with school records in yards (3,507), average per carry (6.9) and touchdowns (40).

**PERSONAL:** Clark, a native of Apopka, Fla., was a three-year letterman in both football and basketball at Apopka HS. He earned first-team all-state honors in football during both his junior and senior seasons. Clark is a cousin of former Broncos running back Sammie Smith.

#### Clark's Professional Record

RUSHING							
Year	Club	Games	Starts	No.	Yds.	Avg.	TD
1994	Denver	16	4	56	168	3.0	3
TOTAL		16	4	56	168	3.0	3

			RECEIVING		
Year	Club	No.	Yds.	Avg.	TD
1994	Denver	9	47	5.2	0
TOTAL		9	47	5.2	0

KICKOFF RETURNS					
Year	Club	No.	Yds.	Avg.	TD
1994	Denver	3	34	11.3	0
TOTAL		3	34	11.3	0

## 29 AARON CRAVER • Running Back



**Birthdate** – December 18, 1968  
**Birthplace** – Los Angeles, Calif.  
**Residence** – Compton, Calif.  
**How Acquired** – Unrestricted FA, 1995  
**College** – Fresno State  
**High School** – Compton HS  
 Compton, Calif.  
**Height** – 6-0  
**Weight** – 220  
**Pro Year** – 5th  
**Year with Broncos** – 1st

Aaron Craver was signed as a free agent from the Miami Dolphins and is expected to be an integral part of the Broncos offense in 1995. Craver is an elusive runner with excellent hands who will complement the Broncos' new offensive scheme. **1994:** Craver played in eight games for Miami with six rushing attempts for 43 yards and 24 receptions for 237 yards. He also had two carries for 13 yards and six receptions for 43 yards in two playoff games. He tied for the team lead in receptions three times and led the team in receiving yardage once. Craver played all five preseason games before being waived Aug. 28. He was re-signed by Miami when Terry Kirby was placed on injured reserve with a knee injury (9/26). Craver made his 1994 Dolphin debut in a special teams role at Cincinnati (10/2). Craver was waived again when the Dolphins signed Cleveland Gary (10/4). He was then re-signed by Miami when Keith Byars was placed on injured reserve with a knee injury (11/9). Craver's 13-yard run at Pittsburgh (11/20) was the longest of his career. He set two other career highs against Buffalo (12/4) seven receptions for 67 yards. He tied for the team lead in receptions with five for 55 yards against Kansas City, including a 28-yarder that was the longest reception of his career. He matched his career high in reception yardage against Detroit on Christmas Day with 67 yards on five catches. Craver was second on the team with four catches for 35 yards – including a career-long 15-yarder – in an AFC Wild Card Game against Kansas City (12/31). In the AFC Divisional Playoff game at San Diego (1/8) he had one carry for 10 yards and two receptions for eight yards. Craver was a teammate of current Bronco Tyrone Braxton in Miami. **1993:** Craver suffered a torn anterior cruciate ligament in his right knee in practice Aug. 10. He was placed on injured reserve Aug. 23 after undergoing reconstructive knee surgery by Dr. Peter Indelicato. **1992:** Craver played in six regular season games and both playoff games. He had three carries for nine yards and added eight

kickoff returns for 174 yards (21.8-yard average) and a long of 44 yards against Seattle (9/27). He posted his longest run of eight yards against Buffalo (10/4). He suffered a hamstring injury versus New England (10/18) and was placed on injured reserve Oct. 21. Craver was activated from IR Jan. 7 and ended up the second-leading rusher for Miami in the playoffs with 85 yards and one touchdown on 10 carries. He also had three catches for 28 yards. He had the best game of his career against San Diego (1/10) in an AFC Divisional Playoff game by leading the team in rushing with a career-high 72 yards on eight carries with one touchdown on a career-long 25-yard run. He also had one reception for 13 yards. In the AFC Championship Game against Buffalo (1/17) he had 13 yards on two carries and two receptions for 15 yards. He also returned four kicks for 48 yards. **1991:** Craver played in 14 games as a rookie, finishing third on the Dolphins in rushing with 20 carries for 58 yards and a touchdown and also added eight receptions for 67 yards. He finished 11th in the AFC in kick returns with an average of 19.2 yards per return. He saw action on special teams in his NFL debut at Buffalo (9/1) and returned four kickoffs for 65 yards. He had 11 carries for 37 yards and his first NFL touchdown with a seven-yard run against Indianapolis (9/8). He had a 49-yard kick return at New England (10/6), which was the longest return by a Dolphin in over two years. He was a third-round draft choice (60th overall) of Miami in 1991.

**COLLEGE:** Craver was a two-year starter at Fresno State after transferring from El Camino Junior College. He finished his Bulldog career with 449 rushes for 2,251 yards (5.0 average) and 26 touchdowns. He added 57 receptions for 421 yards (7.2) and two scores. He was named All-Big West Conference as a senior when he rushed for 1,003 yards on 224 catches (4.5) and 17 touchdowns, had 34 catches for 259 yards, and returned three kicks for 60 yards. Craver became the first player in school history to gain 1,000 yards rushing in consecutive seasons, as he had gained 1,248 yards with nine TDs on 225 carries as a junior (all school records), earning him honorable mention All-America honors from *The Sporting News*. He was also selected first-team All-Big West that season as he added 23 receptions for 162 yards (7.0) and one score. Craver also set school records for consecutive 100-yard rushing games (four) and most 100-yard rushing games in a season (eight). Craver spent the 1987-88 seasons at El Camino Junior College, joining school there two years after graduating from high school. From 1985-86 he coached basketball, football and baseball at a local park in Compton, Calif. He originally planned to attend El Camino to play baseball but suffered an ankle injury during tryouts and decided to switch to football. He carried 285 times for 1,355 yards (4.8) and 14 touchdowns in two seasons at El Camino. He was named first-team All-Mission Conference as a sophomore in 1988 when he carried 181 times for 845 yards (4.7) and 12 TDs. He also had 10 catches for 121 yards and 15 kickoff returns for 510 yards (34.0), including a 96-yard score. As a freshman he carried 104 times for 510 yards (4.9) with a pair of scores. He was a liberal arts major.

**PERSONAL:** Aaron and his wife Dawn (6/29/91) reside in Compton, Calif., with their son Jalen and daughter Kyndol. As a child Craver suffered from asthma attacks that limited his involvement in outdoor sports until he was 10. Instead of sports, Aaron concentrated on academics and skipped the sixth grade to jump directly into junior high school. Craver has been a life-saver on and off the field, as in April 1991 at a pre-draft workout, he administered emergency first aid to Dallas Cowboys running backs coach Joe Brodsky. Craver put warmup clothing under Brodsky's head and pinched his jaw to keep him from swallowing his tongue. Craver learned first aid in a public health course took at Fresno State. He is one of six children. He lists his favorite movie as "Scarface", his favorite book as "Misery" and favorite television show as "Fresh Prince of Bel Air". He also enjoys playing pool and bowling in his spare time. His full name is Aaron Larenze Craver.

## Craver's Professional Record

RUSHING						
Year	Club	Games	Starts	No.	Yds.	Avg. TD
1991	- Miami	14	0	20	58	2.9 1
1992	- Miami	6	0	3	9	3.0 0
1993	- Miami			DNP - INJURED RESERVE		
1994	- Miami	8	0	6	43	7.2 0
<b>TOTAL</b>		<b>28</b>	<b>0</b>	<b>29</b>	<b>110</b>	<b>3.8 1</b>

RECEIVING				
Year	Club	No.	Yds.	Avg. TD
1991	- Miami	8	67	8.4 0
1992	- Miami	0	0	0.0 0
1993	- Miami	0	0	0.0 0
1994	- Miami	24	237	9.9 0
<b>TOTAL</b>		<b>32</b>	<b>304</b>	<b>9.5 0</b>

KICKOFF RETURNS				
Year	Club	No.	Yds.	Avg. TD
1991	- Miami	32	615	19.2 0
1992	- Miami	8	174	21.8 0
1993	- Miami	DNP - INJURED RESERVE		
1994	- Miami	0	0	0.0 0
<b>TOTAL</b>		<b>40</b>	<b>789</b>	<b>19.7 0</b>

## SINGLE-GAME HIGHS

(Postseason in parentheses)

**Most rushing attempts** - 11 vs. Indianapolis, 9/8/91 (8 at San Diego, 1/10/93). **Most rushing yards** - 37 yards vs. Indianapolis, 9/8/91 (72 yards at San Diego, 1/10/93). **Longest run** - 13 yards vs. Pittsburgh, 11/20/94 (25 yards at San Diego, 1/10/93). **Most receptions** - 7 vs. Buffalo, 12/4/94 (4 vs. Kansas City, 12/31/94). **Most receiving yardage** - 67 yards vs. Buffalo, 12/4/94 and Detroit, 12/25/94 (35 yards vs. Kansas City, 12/31/94). **Longest reception**: 28 yards vs. Kansas City, 12/12/94 (15 yards vs. Kansas City, 12/31/94).

## 39 RAY CROCKETT • Cornerback



**Birthdate** - January 5, 1967  
**Birthplace** - Dallas, Texas  
**Residence** - South Lake, Texas  
**How Acquired** - Unrestricted FA, 1994  
**College** - Baylor  
**High School** - Duncanville HS  
 Duncanville, Texas  
**Height** - 5-10  
**Weight** - 185  
**Pro Year** - 7th  
**Year with Broncos** - 2nd

Ray Crockett joined the Broncos during the 1994 offseason as an unrestricted free agent from the Detroit Lions and immediately stepped in as a starter at right cornerback. He is expected to compete for a starting role on the left side this year with the addition of Lionel Washington. **1994:** Crockett started all 14 games in which he played at right cornerback, missing two games with a sprained ankle (at Seattle 10/9 and vs. Kansas City 10/17) suffered in the Broncos' 27-20 loss at Buffalo (9/26). He finished the season with 70 tackles (48 solo), tied for the team lead in interceptions with two (6 yards in returns), led the team in passes defended with 20 and scooped up two fumbles. He posted his season high in tackles with 10 (6 solo) in the Broncos' 20-17 overtime win at Kansas City (12/4). Crockett pulled down his first interception in a Denver uniform at San Diego (10/23) and recorded his second against Cincinnati (11/27) to set up a Broncos' score. Among

his other highlights was a fumble recovery against the Raiders (9/18) that he returned 43 yards before being tackled inside the Raiders' 10-yard line, setting up a Denver score. **1993:** Crockett finished the season with 68 tackles (57 solo), two interceptions, one forced fumble and one fumble recovery for Detroit. In Crockett's five seasons in the NFC he earned the reputation as one of the game's most physical cornerbacks. **1992:** Crockett was slowed early in the season by injuries, but had a good outing versus Minnesota (9/13). He finished the game with a pass interception and four tackles (three solo). Two weeks later versus Tampa Bay he picked off his second pass of the season, and was credited with four tackles. His best all-around performance came versus Chicago, where he recorded a sack, intercepted a pass, and made five solo tackles. He ended the season with 52 tackles (41 solo), four interceptions, one forced and one recovered fumble. **1991:** Crockett tied for the NFC lead and finished second in the NFL in interceptions with six. His interception return of 96 yards was the NFL's longest of the season, Crockett's 141 return yards were the most by a Lion since 1967. He was named Defensive Player of the Week after recording a team-high eight tackles and the 96-yard interception return versus the Dallas Cowboys (10/27). Crockett finished the year with 86 tackles (74 solo), six interceptions and one forced fumble. **1990:** Crockett finished second on the team in interceptions with three. He played primarily in nickel situations, earning his first start against the Broncos on Thanksgiving Day (11/22). Crockett finished the game with five solo tackles and an interception. His best game came at Green Bay, finishing with eight tackles, one interception, and a fumble return for a touchdown. For the season Crockett's numbers were 59 tackles (53 solo), three interceptions, two forced fumbles and two fumble recoveries. **1989:** Crockett played as a nickel back in all 16 contests, finishing the season with 46 tackles (34 solo), one interception and one forced fumble. He was drafted by Detroit in the fourth round of the 1989 NFL draft, 86th overall.

**COLLEGE:** Crockett finished his four-year career at Baylor with 169 tackles (120 solo), five interceptions and seven tackles for loss. He also returned five punts as a junior for 30 yards and earned first-team All-Southwest Conference honors with 62 tackles on the year and 13 passes defended. He also lettered in track. Crockett received his B.A. degree in May, 1992, in computer science.

**PERSONAL:** Ray was a first-team all-district choice at Duncanville (Texas) HS and was named to the *Dallas Morning News'* All-Academic team as an A student. He earned all-state honors as a tailback and cornerback, and also earned all-state honors in track for Duncanville. Ray is very active in several communities, hosting the Ray Crockett/Barry Foster Celebrity Golf Tournament in Dallas to benefit Ronald McDonald Children's Charities. During the offseason he regularly speaks to children on behalf of a "Stay in School" program in the Dallas area, then hosts a free football camp for the kids. Ray is a Iso a United Way volunteer, and his hobbies include basketball, music and bowling. His full name is Donald Ray Crockett.

#### Crockett's Professional Record

Year	Club	Games	Starts	TACKLES				INTERCEPTIONS				
				Th	As	Tot	TD	No.	Yds.	Avg.	TD	
1989	- Detroit	16	0	34	12	46	1	5	5.0	0	0	
1990	- Detroit	16	6	62	29	91	3	17	5.7	0	0	
1991	- Detroit	16	16	74	12	86	6	141	23.5	1	0	
1992	- Detroit	15	15	41	11	52	4	50	12.5	0	0	
1993	- Detroit	15	15	57	11	68	2	31	15.5	0	0	
1994	- Denver	14	14	48	22	70	2	6	3.0	0	0	
TOTAL		92	66	307	74	381	18	250	13.9	1		

**ADDITIONAL STATISTICS:** Forced one fumble, 1989; forced two fumbles and recovered two fumbles, 1990; forced one fumble, 1991; forced one fumble and recovered one fumble, 1992; forced one fumble and recovered one fumble, 1993; recovered two fumbles, 1994.

## 63 DAVID DIAZ-INFANTE • Guard



**Birthdate** - March 31, 1964  
**Birthplace** - San Jose, Calif.  
**Residence** - San Jose, Calif.  
**How Acquired** - FA, 1995  
**College** - San Jose State  
**High School** - Bellarmine Prep HS  
 San Jose, Calif.  
**Height** - 6-3  
**Weight** - 292  
**Pro Year** - 2nd  
**Year with Broncos** - 1st

David Diaz Infante comes to the Broncos as a free agent after spending the previous two years in the Canadian Football League. He played for the CFL's Sacramento Gold Miners from 1993-94. **1994:** Diaz-Infante was nominated for CFL Offensive Lineman of the Year while playing for Sacramento. **1993:** Diaz-Infante started the season in the San Francisco 49ers training camp, but was released before the season. He then signed with Sacramento of the CFL where he played the entire season. **1992:** Diaz-Infante played for the Frankfurt Galaxy of the World League. **1991:** Diaz-Infante played for the Frankfurt Galaxy of the World League. **1990:** Diaz-Infante was not with any team. **1989:** Diaz-Infante began the season in the Los Angeles Rams' training camp but was injured and released. **1988:** Diaz-Infante was in camp with the Rams but was released during the last week of preseason camp. **1987:** Diaz-Infante made his NFL debut by playing in all three replacement games for the San Diego Chargers.

**COLLEGE:** Diaz-Infante played his college ball at San Jose State, where he was an honorable mention A.P. All-American, a first-team all-conference pick (UPI and PCAA) and a four-year letterwinner. He was a social science major at SJSU.

**PERSONAL:** David attended San Jose's Bellarmine Prep where he was the conference Lineman of the Year in 1981. He and his wife, Audra Lynn, reside in San Jose, Calif.

## 99 SHANE DRONETT • Defensive End



**Birthdate** - January 12, 1971  
**Birthplace** - Orange, Texas  
**Residence** - Orange, Texas  
**How Acquired** - Draft #2, 1992  
**College** - Texas  
**High School** - Bridge City HS  
 Orange, Texas  
**Height** - 6-5  
**Weight** - 275  
**Pro Year** - 4th  
**Year with Broncos** - 4th

Shane Dronett continued to have a nose for the ball in his third professional season with the Broncos, starting 15 games at the left defensive end position and blocking a team-record four field goals. **1994:** Dronett played in all 16 games and made 15 starts. His only non-start came at Buffalo (9/26) when the Broncos started an extra linebacker in place of the left defensive end. He finished the season with 63 total tackles (39 solo), six sacks for 35 yards lost (second-best on the team), five passes defended and one fumble recovery in addition to a team-record four blocked field goals. The first came against Seattle (11/13) when he got his hand in front of a John Kasay 56-yard attempt and caused it to fall well short



of the goal. His next came at Kansas City (12/4) when he thwarted Lin Elliot's 37-yard attempt as time expired, sending the game into overtime en route to a Broncos' victory. Dronett then blocked two Morton Andersen attempts in the season-finale against New Orleans. He posted his best numbers at the L.A. Raiders (12/11) with nine total tackles (7 solo) and three sacks for 18 yards lost. He also had one sack at San Diego (10/23), one against Seattle (11/13) and one at San Francisco (12/17). **1993:** Dronett made two interceptions (Green Bay 10/10 and Chicago 12/18), one behind the team leaders, and racked up seven sacks with five passes defended. He finished the year with 49 total tackles, 32 solo. Dronett's interception at Chicago stopped a Bear drive deep in Bronco territory early in the second quarter. He also had a two-sack performance versus Seattle (10/31) and at Cleveland (11/7), finishing the year with seven total. **1992:** Dronett had an impressive NFL debut in 1992, playing well enough to move into the starting lineup for the final two games of the campaign. He closed out the season third on the team with 6.5 sacks, while also posting 30 tackles, 23 assists, five passes defended, two fumble recoveries, and a forced fumble. Midway through the season he had two sacks against the Jets (11/8) and the following week forced and recovered a fumble against the Giants (11/15).

**COLLEGE:** Dronett was a first-team All-American and a two-time all-conference choice during his sterling career at the University of Texas. A consensus All-Southwest Conference player as a junior, Dronett posted 72 tackles (44 solo), 25 quarterback pressures, four blocked kicks, four forced fumbles, and nine passes broken up before declaring himself eligible for the NFL Draft. Dronett became a starter at left defensive end as a freshman with the Longhorns.

**PERSONAL:** Shane is single and has a daughter, Berkley (8/31/92). He makes his offseason home in his native Orange, Texas, where he attended Bridge City HS. He was a second-team Class 4A all-state selection as a tight end, earning third-team honors on the Texas Sportswriters' Super All-State squad. He was rated the best tight end prospect overall by the *Austin American-Statesman*, closing out his career with an appearance in a Texas all-star game in which he played against Tommy Maddox. Shane was a pre-business major at Texas.

#### Dronett's Professional Record

##### TACKLES

Year	Club	Games	Starts	Tackles	Assists	Total	Sacks
1992	Denver	16	2	30	23	53	6.5
1993	Denver	16	16	32	17	49	7.0
1994	Denver	16	15	39	24	63	6.0
TOTAL		48	33	101	64	165	19.5

**ADDITIONAL STATISTICS:** Recovered two fumbles, 1992; intercepted two passes and forced one fumble 1993; forced one fumble and blocked four field goals, 1994.

## 1 JASON ELAM • Kicker



**Birthdate** – March 8, 1970  
**Birthplace** – Ft. Walton Beach, Fla.  
**Residence** – Snellville, Ga.  
**How Acquired** – Draft #3, 1993  
**College** – Hawaii  
**High School** – Brookwood HS, Snellville, Ga.  
**Height** – 5-11  
**Weight** – 192  
**Pro Year** – 3rd  
**Year with Broncos** – 3rd

Jason Elam had another strong year in 1994, establishing himself as one of the most consistent and accurate place kickers in the NFL. In his first two seasons he has successfully converted 56 of 72 field

goal attempts (.778), the fifth-best percentage among all NFL placekickers during that time span. In addition, his numbers inside 40 yards (40-41, .976) rank second in the NFL. **1994:** Elam matched his rookie total of 119 points scored (fourth on the Broncos' all-time single-season scoring list) and set a Broncos record for successful field goals in a season with 30 (37 attempts). He also was a perfect 29-for-29 on point-after attempts, giving him a two-year accuracy of .986 (70-of-71). His two-year field-goal percentage of .778 ranks him second on the Broncos' all-time career list, just behind David Treadwell (.779 from 1989-92). His accuracy on kicks inside 40 yards was impeccable in '94, as he converted 22-of-22 kicks within that distance. Elam tied his NFL-long and the fourth-best kick in Broncos history with a 54-yard field goal at San Diego (10/23). He accounted for nine of the Broncos' 15 points in a 15-13 win over Cincinnati (11/27) by converting 3-of-5 attempts (34 yards, 33 and 37). He also connected for three field goals at New York (3-for-3) and at Seattle (3-for-4). Elam had just one field goal attempt blocked, a 50-yard attempt against Atlanta (11/20). **1993:** Elam showed his leg strength on several long field goals during the 1993 season. His 119 points (fourth-highest figure in Bronco history) placed him fourth in the AFC and seventh in the NFL. Elam was successful on 4 of 6 field goal attempts longer than 50 yards. His 54-yarder in the week two game versus San Diego (9/12) was the fourth-longest in team history. That came one week after he tied for the third-best single game performance at the New York Jets (9/5) in the season opener. In that game he went 4-4. For the year Elam made 26 field goals, tying for fourth-best in team history.

**COLLEGE:** Elam was a superb combination kicker in college, holding virtually every school and conference scoring record at the University of Hawaii. He finished his career with 79 field goals, just one shy of the NCAA record held by Jeff Jaeger (80). Elam holds the Western Athletic Conference scoring record with 395 points, and made 30 of 43 field goals of 40 yards or more. Elam finished his collegiate career with a 79.0 field goal percentage, connecting on 79 of 100 attempts, with his longest being a 56-yarder. He finished 157 of 160 in PATs for the Rainbows. As a senior Elam was selected first-team All-America (Kodak and The Poor Man's Guide to the NFL Draft) and was first-team All-WAC. He made 16 of 25 field goals and 44 extra points, finishing with 92 points for the season. He also finished his collegiate career with a 43.5-yard average on 84 punts. Elam was a communication major.

**PERSONAL:** Jason is single and makes his off-season home in Snellville, Ga. He was first-team all-county and second-team all-state at Brookwood HS in Snellville, Ga., where he also lettered in swimming and track.

#### Elam's Professional Record

##### FIELD GOALS

Year	Club	Games	1-19	20-29	30-39	40-49	50+	TOTAL	Pct.
1993	Denver	16	0-0	11-12	7-7	4-10	4-6	26/35	.742
1994	Denver	16	0-0	11-11	11-11	7-12	1-3	30/37	.811
TOTAL		32	0-0	22-23	18-18	11-22	5-9	56/72	.778

##### PATs

Year	Club	PATM/PATA	Pct.	Total Pts.
1993	Denver	41/42	.976	119
1994	Denver	29/29	1.000	119
TOTAL		70/71	.986	238

CHART:  
ELAM'S 50+ yard  
FGs

#### NFL's Most Accurate Kickers (1993-94)

Inside 40 Yards	FG/FGA (Pct.)	Overall	FG/FGA (Pct.)
1. Fuad Reveiz (MIN)	47/48 (.979)	1. John Carney (SD)	65/78 (.833)
2. Jason Elam (DEN)	40/41 (.976)	2. John Kasay (SEA)	43/52 (.827)
3. John Kasay (SEA)	29/30 (.967)	2. Nick Lowery (NYJ)	43/52 (.827)
4. John Carney (SD)	49/52 (.942)	4. Fuad Reveiz (MIN)	60/74 (.811)
5. Morton Andersen (NO)	36/39 (.923)	5. Jason Elam (DEN)	56/72 (.778)
6. Nick Lowery (NYJ)	29/32 (.906)	6. Pete Stoyanich (MIA)	48/63 (.762)

## 7 JOHN ELWAY • Quarterback



**Birthdate** – June 28, 1960  
**Birthplace** – Port Angeles, Wash.  
**Residence** – Englewood, Colo.  
**How Acquired** – Trade with Balt., 1983  
**College** – Stanford  
**High School** – Granada Hills HS,  
 Los Angeles, Calif.  
**Height** – 6-3  
**Weight** – 215  
**Pro Year** – 13th  
**Year with Broncos** – 13th

John Elway comes into his 13th NFL season after a 1994 campaign in which he further solidified his position as one of the game's all-time greats, going over the 40,000-yard mark in career total offense as well as posting his ninth 3,000-yard passing campaign (second only to Dan Marino's 10 in NFL history). He now has 40,406 yards of total offense, sixth-best all-time (in fewer seasons of play than all but Marino among those in the top five slots), for his magnificent Hall of Fame-caliber career.

### All-Time Pro Football Total Offense Leaders

Fran Tarkenton	50,677 (47,003 passing / 3,674 rushing)
Dan Marino	45,272 (45,173 passing / 99 rushing)
Dan Fouts	43,516 (43,040 passing / 476 rushing)
Joe Montana	42,225 (40,551 passing / 1,674 rushing)
Johnny Unitas	42,016 (40,239 passing / 1,777 rushing)
<b>John Elway</b>	<b>40,406 (37,736 passing / 2,670 rushing)</b>

Elway's numerous honors include being named NFL Most Valuable Player in 1987 and AFC Player of the Year in 1993. He earned his fourth Pro Bowl berth in 1994, following selections in 1986, 1987 and 1993. He has been named the Broncos' offensive most valuable player by his teammates eight times in his career (1985-88 and 1991-94), and has been named the AFC Offensive Player of the Week 11 times.

During Elway's era (1983-94), he has spurred his team on to three victories in four AFC Championships games, five AFC Western Division titles, and six playoff berths, including the most recent, a Wild Card spot in 1993. Elway comes into 1995 with 37,736 career passing yards (sixth-best all-time) and is just 3,111 yards away from the third-highest total offense figure in NFL history. In addition, he has 2,670 rushing yards in his career (fifth among all-time quarterbacks and fourth among all-time Bronco rushers, with Pro Bowlers Floyd Little, Sammy Winder and Otis Armstrong the only Broncos to have rushed for more yards).

Elway has accounted for 226 touchdowns as a pro, 199 passing and 26 rushing, as well as one on a pass reception. He has generated 3,296 career points in regular season play. For his career, he has directed Denver to scores in better than three in 10 drives (31.1%). He holds or is tied for 20 regular season Bronco records, including most touchdown passes (199), highest average gain per rush (4.5), and lowest career interception avoidance percentage (.033).

In a record that possibly will never be broken, Elway is the only player ever to pass for 3,000 yards and rush for 200 yards in the same year for seven straight seasons (1985-91). No other quarterback ever has put together more than four straight 3,000/200 seasons, and 1994 was Elway's eighth overall. In his career, Elway twice has had over 4,000 yards of total offense (1985 and 1993).

Elway has engineered 34 fourth-quarter, come-from-behind drives, the highest career total documented for any quarterback, and the team

has a record of 33-0-1 in the contests. Those games include 27 fourth-quarter, game-winning drives and seven fourth-quarter, game-tying drives (See complete listing of drives beginning on page 73).

### Number of Fourth-Quarter, Come-From-Behind Drives

<b>John Elway</b>	<b>34</b>
Joe Montana	31
Dan Marino	29
Jim Kelly	18

Elway now is 112-72-1 (.608) as a starting quarterback but can claim a 108-66-1 (.620) mark since taking over as the permanent starter in the first game of 1984. He is pro football's winningest quarterback in total wins from 1984-94 (108). Elway has a home record of 66-21 (.759) at Mile High Stadium from 1984-94, the best of any NFL quarterback in that time frame. One of the most durable NFL quarterbacks ever, Elway has started 1,967 drives as a pro, and has been replaced just six times due to injury (that's 0.0033 percent, or three times in 1,000). In his 12 seasons, he has missed just eight starts due to injury.

### NFL Leaders, Most 3,000-Yard Passing Seasons

NAME	YEARS WITH 3,000 YARDS	SEASONS WITH 3,000 YARDS	NFL SEASONS	CAREER YARDS
Dan Marino, Miami	10	1984 - 92, 94	12	45,173
<b>JOHN ELWAY, DENVER</b>	<b>9</b>	<b>1985 - 91, 1993-94</b>	<b>12</b>	<b>37,736</b>
Joe Montana, SF-KC	8	1981, 1983 - 85, 1987, 1989 - 90, 1994	15	40,332
Boomer Esiason, Cin-NY	7	1985 - 90, 1993	11	31,874
Dan Fouts, San Diego	6	1979 - 81, 1984 - 86	15	43,040

He has completed 54 passes of 50 or more yards as a Bronco and has 24 regular season (27 overall) 300-yard passing games, including four last year, all in the regular season. He has had 39 overall games with 300 or more yards of total offense and Denver is 21-17-1 in those contests.

**1994:** John Elway earned his fourth AFC Pro Bowl berth last year, showing all the skills that mark him as an all-time great despite a very disappointing season for the Broncos. He missed two of the last three games of the season (at Los Angeles and vs. New Orleans) due to a strained left knee. He finished the season second in the AFC and fourth in the NFL in passer rating with an 85.7, and his other season stats and rankings show 3,490 yards on 494 attempts and 307 completions, with a 2.0 interception percentage, all figures ranking third in the AFC. His 62.1 completion percentage was second in the AFC and sixth overall. Elway went over the 3,000-yard mark for the season (his ninth 3,000-yard campaign, second only to Dan Marino's 10 in NFL history), and Elway also went over the 40,000-yard mark in total offense last year. He rushed for 235 yards (second on the team and marking his ninth 200-yard season), giving him a season total offense figure of 3,725 in the 14 games he played. Elway enjoyed the third-best passing yardage day of his career vs. Atlanta (27 of 42 for 382 yards), and that was his second-best regular season yardage total ever, standing as his all-time high at Mile High Stadium. He had two games with over 350 passing yards last year (Elway threw for 371 vs. the Chargers on opening day). Last year Elway scored four rushing touchdowns, marking the third time in his career to have four or more scores on the ground (six in 1991 and four in 1987). Elway completed 30 of 41 (73%) for 349 yards vs. Cleveland, including two touchdowns, an effort that resulted in his being named AFC Offensive Player of the Week for the 11th time in his storied career. He set a new Denver record with 36 completions vs. San Diego on opening day, the



## ELWAY NAMED 1992 EDGE NFL MAN OF THE YEAR

John Elway was named the 1992 Edge NFL Man of the Year for his work with the Elway Foundation, a non-profit organization which has raised over \$1,000,000 that was directed toward the prevention and treatment of child abuse throughout Colorado.

Among the groups assisted by the Elway Foundation are Family Focus and the Kempe Children's Foundation. The Elway Foundation in 1991 alone raised over \$400,000.

Elway is also a member of the Mayor's Council on Physical Fitness and has served as chairman of the National Kidney Foundation for the Rocky Mountain region.

The Edge NFL Man of the Year award is truly unique in that it is the only league-sponsored award that recognizes a player's off-the-field community service work as well as his playing excellence. Perhaps the most prestigious of all NFL awards, it has been in existence since 1970.

20th all-time Denver record to be held by Elway. A sign of the Broncos' 1994 frustrations is seen in the fact that last year he became the first quarterback in NFL history to have three interceptions returned for touchdowns in the first three games of the season.

**1993:** Elway was named AFC Most Valuable Player (NFL Players Association), AFC Offensive Player of the Year (UPI, and the Kansas City 101 Club), and AFC Player of the Year (Football News) in 1993. Elway performed at an MVP-pace all year, earning all-AFC (UPI, Football News) and second-team all-NFL (AP, College and Pro Football Newsweekly, and Football Digest), and he was the starting quarterback in the 1994 Pro Bowl after a regular season that saw him lead the AFC in all six major quarterback stats categories. Elway's 1993 stats and rankings included a 92.8 rating (first in the AFC, third in the NFL), 551 attempts (first in the entire NFL), 348 completions (first in the entire NFL), a 63.2 completion percentage (first in the AFC and third in the NFL), 25 TD passes (first in the AFC and second in the NFL), 4,030 yards (first in the AFC). Elway's 1.8 interception avoidance percentage was fourth in the AFC, but stands as the best in Denver history for any quarterback with more than 75 single-season attempts. In 1993 he set new personal and Denver records for total yards offensively (4,183), completions (348), passing yards (4,030), TD passes (25), and completion percentage (that 63.2 mark tied the figure set by Norris Weese in 1978). Nineteen ninety-three was Elway's first 4,000-yard season and his eighth 3,000-yard season. He also rushed for 153 yards. Elway was named the AFC Offensive Player of the Week twice and was named by his teammates as Denver's offensive MVP. In the regular season finale at Los Angeles he had his second highest passing yardage figure of the year (361), his third 300-yard game of the campaign, throwing three TD passes. His 382 yards of total offense in that same Raiders' game marked the sixth best Bronco figure in team history. Elway completed over 60% of his passes in 11 of the 16 games. At San Diego in game 12 (Dec. 5) his streak of consecutive games with at least one TD pass ended at 12 (it had begun with a TD pass in the last game of the 1992 campaign, and it ended one game short of his personal best of 13 straight), and he twice had long single-game completion streaks (Elway completed 13 straight passes vs. Minnesota on Nov. 14 and hit on 10 straight at Seattle Nov. 28). That streak of 13 straight completions is Denver's second highest single-game total ever. Elway had 30 completions against the Vikings, one of two 30-completion games in 1993 for Elway. Elway at Green Bay (Oct. 10) set personal bests for attempts (59, a new team record), completions (33, the second highest ever by a Bronco), and set a new team record with 64 total plays from scrimmage, including 59 passes and five rushes. In addition, Elway's 394 yards of total offense at Green Bay were the fourth highest ever by a Bronco, and the second highest ever by Elway (he had 432 at Seattle 12/20/85). Elway utilized no fewer than six receivers in any game, with the high being nine on opening day vs. the Jets (Sept. 5). He threw TD passes to eight different receivers in 1993.

**1992:** Elway completed 174 of 316 passes for 2,242 yards, with 10 touchdowns and 17 interceptions. He gained 94 yards and scored twice on 34 rushing attempts. He missed games 11 through 14 because of a bruised tendon in his right shoulder, suffered while running for a first

down against the Giants (11/15). Elway earned two AFC Offensive Player of the Week honors last year, grabbing the first one for his performance on opening day. Against the Raiders (9/6) he drove Denver 85 yards in seven plays to score the winning points with 55 seconds left, a score set up by a 48-yard pass to Arthur Marshall. His second player-of-the-week honors came after he threw two touchdown passes in the final two minutes to give Denver a 20-19 victory over Kansas City (10/4). Elway passed for 311 yards in that game, his only 300-yard effort of the season. In week two against San Diego (9/13) Elway threw two TD passes and scored on an eight-yard run. Against the Jets (11/8) he threw an 80-yard touchdown pass to Arthur Marshall, his longest regular season TD pass ever. He turned in a sterling performance against Houston (10/18), directing a three-play, 80-yard drive for the winning score with less than two minutes remaining in the game.

**1991:** Elway completed 242 of 351 passes for 3,253 yards, a total ranked sixth in the AFC and ninth in the NFL. He threw 12 touchdown passes and tied a career low with just 12 interceptions. He had 36 pass completions of 20+ yards, nine of 40+, five of 50+, and four of 60+. Elway was third on the team with 258 yards rushing, and his six TDs led the team and set a new career single season high. He was bothered throughout the second half of the season by a shoulder problem that was corrected by arthroscopic surgery in the 1992 offseason.

Against Cincinnati in the season opener (9/1), Elway threw for 262 yards and two touchdowns, scored two rushing TDs, and caught a 24-yard pass from Steve Sewell. Against Kansas City (10/20) he combined with Mark Jackson for a 71-yard gain on a fourth-and-13 play to set up the winning field goal. Elway had his only 300-yard passing performance of the year in Denver's loss at Houston (10/6), with 301 yards. His heroics were never more evident than in the Broncos' 26-24 Divisional Playoff Game victory over Houston (1/4). He rallied Denver from a 21-6 deficit, and on a drive in which he completed a fourth-down pass to Michael Young for a first down, he drove his team to a touchdown to cut the Oilers' lead to one point at 24-23. Houston's next drive stalled but a punt gave the Broncos the ball on the two. Twice Elway converted fourth down plays, first on a seven-yard run and later with a 44-yard pass to Vance Johnson, to set up Denver's winning field goal. For the game Elway completed 19 of 33 passes for 257 yards, with one TD and one interception, and rushed six times for 39 yards. In the AFC Championship Game loss at Buffalo (1/12) he completed 11 of 21 passes for 121 yards and an interception before having to leave the game in the fourth quarter with a thigh injury.

**1990:** Elway completed 294 of 502 passes in 1990, (a .586 completion percentage that stands as the highest of his career), for 3,526 yards, 15 touchdowns, and 14 interceptions. He gained 258 yards on 50 rushing attempts and scored three touchdowns on the ground. Elway turned in several gutsy performances last season, and played some of his best games in the midst of Denver's six game losing streak, including a 328-yard, two-TD performance at Kansas City (12/9). That performance was his 17th career 300-yard game and the 27th time in which he totaled over 300 yards of total offense. Denver is 18-8-1 in those games. Elway had three of his top six career completion percentages in 1990, with a high of .800 at Minnesota (11/4), and also tied his personal single game completion mark with 30 vs. Seattle (9/23). Elway and wide receiver Vance Johnson combined on Denver's most memorable play of the season when on fourth and 10 against Kansas City (9/17) they connected on a 49-yard pass that set up a last second game-winning field goal attempt. He also set a new regular season rushing high with a mark of 52 yards against the Raiders (12/2).

**1989:** Elway in 1989 led Denver to its third AFC Championship in four years. He completed 223 of 416 passes for 3,051 yards, with 18 touchdowns and 18 interceptions, and he rushed for 244 yards on 48 carries, scoring three times. Elway had one 300-yard passing game in the regular season, passing for 344 yards and two TDs in the Broncos' overtime win at Seattle (10/22). He led Denver to a 38-0 halftime lead



against the Seahawks (11/26) after passing for 217 yards and four TDs. In the divisional playoff game vs. Pittsburgh (1/7/90) Elway completed 12 of 20 passes for 239 yards, including completions of 51 and 37 yards, and rushed for 44 yards, with one run of 32 yards. He had one of the best performances of his career in the AFC Championship Game against Cleveland (1/14), totaling over 300 yards total offense for the third time in a conference title game. He completed 20 of 36 passes for 385 yards and three TDs. Elway combined with Michael Young on a 70-yard scoring play, completed a 43-yard pass to Steve Sewell, threw a 39-yard TD pass to Sammy Winder, and gained 25 of his 39 rushing yards on one play. In Super Bowl XXIV (1/28) he completed 10 of 26 passes for 108 yards and scored Denver's only TD of the game on a three yard run.

**1988:** In 1988 Elway threw for 3,309 yards and rushed for 234 yards despite being bothered for most of the season by several nagging injuries. He was voted by teammates as Denver's most valuable offensive player for the fourth straight year, sharing the award with running back Sammy Winder, following a campaign in which he completed 274 of 496 passes, with 17 touchdowns and 19 interceptions. He had his only 300-yard passing game of the season against the Raiders (12/4) with 324 yards and two touchdowns.

**1987:** Elway was named the NFL's Most Valuable Player (AP) and the AFC's starting quarterback in the Pro Bowl after turning in a tremendous season in 1987, a year in which he became the first AFC signal caller since Terry Bradshaw (1978-79) to lead his team to consecutive conference crowns. Elway was named All-NFL (The Sporting News, NEA, AP-second team) and All-AFC (UPI, Pro Football Weekly, The Football News), in addition to being tabbed as the AFC MVP (NFLPA), AFC Player of the Year (The Football News), AFC Offensive Player of the Year (UPI, Kansas City 101 Club), and Colorado Pro Athlete of the Year (Colorado Sports Hall of Fame). He was dynamic in the AFC Championship Game against the Browns, completing 14 of the 26 passes for 281 yards and three TDs, while also rushing 11 times for 36 yards. In Super Bowl XXII he completed 14 of 38 passes for 257 yards, ran for 32 yards on three carries, and became the first quarterback in Super Bowl history to catch a pass, a 23-yarder from Steve Sewell. Elway's 56-yard scoring strike to Ricky Nattiel on Denver's first play from scrimmage provided the earliest TD in Super Bowl history (elapsed time of 1:57). He was voted the Broncos' offensive MVP for a regular season performance in which he completed 224 of 410 passes for 3,198 yards, an average of 267 yards per game, with 19 TD passes. Elway had four 300 yard passing games that year, a team record. He led all AFC quarterbacks in rushing for the fourth straight season was second on the team with a career-high 304 yards, scoring four times.

**1986:** Elway led the Broncos to their first AFC Championship in nine seasons in 1986, while earning his first Pro Bowl berth. He was honored with the Seattle Gold Helmet Award (Professional Football Player of the Year) and received the King of the Hill award from the Colorado Sports Hall of Fame, in addition to being named honorable mention All-NFL (AP) and All-AFC (UPI-second team). Along with his 18 TD passes that year, Elway also scored on an 11-yard run and a 23-yard pass reception from Steve Sewell that is the longest TD catch by a full-time starting QB in NFL history. His best statistical game of the season came against the Giants (11/23) when he passed for 336 yards and led the team with 51 yards rushing. Elway directed one of the greatest drives in NFL postseason history in pacing Denver to a 23-20 overtime win over Cleveland for the AFC title. He completed 22 of 38 passes for 244 yards and a TD, that coming on a five-yard strike to Mark Jackson that capped a 15-play, 98-yard drive that tied the game at the end of regulation. In overtime Elway drove the team 60 yards in nine plays to the winning field goal. In Super Bowl XXI Elway completed 22 of 37 passes for 304 yards and one TD, also scoring on a four-yard run.

**1985:** Elway took some spectacular steps forward in 1985, as the Stanford graduate rewrote the Denver record book Elway set Bronco

single season records for attempts (605, which led the NFL and fell just four passes short of the NFL record of 609 held by Dan Fouts), completions (327, second in the NFL), passing yards (3,891, second in the NFL), total rushing and passing plays (656, first in the NFL), and total offense (4,414, also first in the league).

**1984:** Elway led the Broncos to a 12-2 record in his 14 regular season starts in 1984. He completed 214 of 380 passes for 2,598 yards, with 18 TDs and 15 interceptions. Not only was his passing a factor in his leadership of the offense, but he finished third on the team in rushing with 237 yards.

**1983:** Elway started 10 games in 1983, including the first five before being replaced by Steve DeBerg and five more after DeBerg was injured. While Elway did not have impressive stats as a rookie, finishing 17th among AFC passers, he carried a tremendous emotional burden, having come to the NFL as the most publicized college prospect since Joe Namath in 1965. Elway was the first player chosen in the 1983 draft and joined the Broncos by trade with Baltimore on May 2.

**COLLEGE:** John concluded his college career with five major NCAA Division 1-A records and nine major Pac-10 marks. Elway completed 62.1 percent of his career passes (774 of 1,243, both NCAA highs) for 9,349 yards and 77 touchdowns, while setting an NCAA record for the lowest percentage of passes intercepted in a career (3.13 percent). As a senior, John was a consensus All American and finished second in Heisman Trophy balloting while setting virtually every Pac-10 and Stanford career record for total offense and passing. A two-sport star, John played baseball for the New York Yankees' Oneonta (N.Y.) single-A farm club in 1982, hitting for a .318 average and knocking in a team-high 24 runs batted in. He was the Yankees' first selection in the 1981 summer draft. He hit .349 with nine homers and 50 RBI in 49 games in his final college baseball season as a sophomore. Elway has a degree in economics from Stanford.

**PERSONAL:** John and his wife Janet have four children, including three daughters, Jessica Gwen (10/17/85), Jordan Marie (6/1/87), Juliana (3/7/91), and a son, Jack (8/11/89). The family makes its home in Englewood, Colo. In addition to his considerable time spent on The Elway Foundation, John owns and operates seven automobile franchises in the Denver area. A native of Port Angeles, Wash., Elway was the most highly recruited prep athlete in the nation in 1979 and was listed on Parade, Scholastic Coach, Football News, and National Coaches Association All-America teams. He had an unparalleled football-baseball career at Granada Hills HS. John was 129 of 200 for 1,837 yards and 19 TDs as a senior, while leading the baseball team to the Los Angeles City championship with a .491 batting average and a 4-2 pitching record. He completed 60 percent of his high school passes for 5,711 yards and 49 TDs. The Kansas City Royals selected him in the 1979 summer draft, although he already had signed a national letter of intent with Stanford. John's father, Jack, coached his son in the East-West Shrine contest in which John earned Offensive MVP laurels, and is currently the Broncos' Director of Pro Scouting.

#### Elway's Professional Record PASSING

Year	Club	Games	Starts	Att.	Comp.	Pct.	Yds.	TD	Int.	Rating
1983	- Denver	11	10	259	123	47.5	1,663	7	14	54.9
1984	- Denver	15	14	380	214	56.3	2,598	18	15	76.8
1985	- Denver	16	16	605	327	54.0	3,891	22	23	70.0
1986	- Denver	16	16	504	280	55.6	3,485	19	13	79.0
1987	- Denver	12	12	410	224	54.6	3,198	19	12	83.4
1988	- Denver	15	15	496	274	55.2	3,309	17	19	71.3
1989	- Denver	15	15	416	223	53.6	3,051	18	18	73.7
1990	- Denver	16	16	502	294	58.6	3,526	15	14	78.5
1991	- Denver	16	16	451	242	53.7	3,253	13	12	68.3
1992	- Denver	12	12	316	174	55.1	2,242	10	17	65.7
1993	- Denver	16	16	551	348	63.2	4,030	25	10	92.8
1994	- Denver	14	14	494	307	62.1	3,490	16	10	85.7
TOTAL		174	172	5,384	3,030	56.3	37,736	199	177	77.0

RUSHING					
Year	Club	Att.	Yds.	Avg.	TD
1983	Denver	28	146	5.2	1
1984	Denver	56	237	4.2	1
1985	Denver	51	253	5.0	0
1986	Denver	52	257	4.9	1
1987	Denver	66	304	4.6	4
1988	Denver	54	234	4.3	1
1989	Denver	48	244	5.1	3
1990	Denver	50	258	5.2	3
1991	Denver	55	255	4.6	6
1992	Denver	34	94	2.8	2
1993	Denver	44	153	3.5	0
1994	Denver	58	235	4.1	4
TOTAL		596	2,670	4.5	26

**ADDITIONAL STATISTICS:** Fumbled six times and recovered three fumbles for minus one yard in 1983; fumbled 14 times and recovered seven fumbles, 1984; fumbled seven times and recovered three fumbles, 1985; fumbled seven times and recovered one fumble for minus four yards, caught one pass for 23 yards and a touchdown, 1986; fumbled twice, punted once for 31 yards, 1987; fumbled seven times, recovered five fumbles, punted three times for 117 yards, 1988; fumbled nine times, recovered two fumbles, and punted once for 34 yards; fumbled eight times, recovered one fumble, punted once for 37 yards, 1990; fumbled 11 times, recovered two fumbles, and caught a 24-yard pass, 1991; fumbled 12 times, recovered one fumble, 1992; fumbled 13 times, recovered nine fumbles for minus three yards, 1993; fumbled 11 times, recovered two for minus five yards, 1994.

### JOHN ELWAY GAME-BY-GAME

(Denver victories asterisked)

OPPONENT	ATT	COMP	YDS	PCT	TD	INT	SACKED/ YDS LOST
<b>1983</b>							
at Pittsburgh*	(S) 8	1	14	.125	0	1	4/26 Inj. elbow
at Baltimore*	(S) 21	9	106	.429	0	0	3/19 Inj. elbow/ shoulder
vs Philadelphia	(S) 33	18	193	.545	1	2	3/17
vs LA Raiders	(S) 11	6	71	.545	0	1	2/20 Concussion
at Chicago *	(S) 10	4	36	.400	0	1	3/25
at Houston							
vs Cincinnati*							
vs San Diego*							
vs Kansas City*							
at Seattle							
at LA Raiders	(S) 15	8	134	.553	1	0	2/17 DeBerg injured
vs Seattle	(S) 31	11	190	.355	0	1	2/21
at San Diego							
vs Cleveland*	(S) 28	14	147	.500	0	3	4/35
vs Baltimore*	(S) 24	16	284	.667	2	1	0/0
at Kansas City	(S) 44	23	345	.523	3	0	5/38
at Seattle	(S) 34	13	143	.382	0	4	0/0
at Seattle	(S) 15	10	123	.667	0	1	0/0 AFC Wild Card
<b>1984</b>							
vs Cincinnati	(S) 13	8	127	.615	1	1	1/4 Inj. shoulder
at Chicago	(S) 3	2	11	.667	0	0	0/0 Limited Play
at Cleveland*	(S) 35	15	170	.429	2	1	1/6
vs Kansas City*	(S) 29	17	172	.586	0	2	4/15
vs LA Raiders*	(S) 26	14	139	.538	0	1	2/18
at Detroit*	(S) 22	16	210	.727	1	1	3/31
vs Green Bay*	(S) 20	11	101	.550	0	1	0/0
at Buffalo*	(S) 23	12	148	.552	2	0	1/1
at LA Raiders*							
vs New England*	(S) 40	26	315	.650	3	1	3/24 Inj. Shoulder
at San Diego*	(S) 35	19	188	.543	0	0	3/11
vs Minnesota*	(S) 19	16	218	.842	5	0	0/0
vs Seattle	(S) 27	15	275	.556	2	1	2/17
at Kansas City	(S) 36	16	183	.444	1	1	3/19
vs San Diego*	(S) 31	18	193	.581	0	1	1/12
at Seattle*	(S) 21	9	148	.429	1	4	0/0
vs Pittsburgh	(S) 37	19	184	.513	2	2	4/37 AFC Divisional Playoff
<b>1985</b>							
at LA Rams	(S) 38	18	229	.474	2	1	2/15
vs New Orleans*	(S) 43	28	353	.651	4	1	3/26
at Atlanta*	(S) 38	19	291	.500	3	2	2/11
vs Miami	(S) 37	18	250	.486	0	1	3/24
vs Houston*	(S) 35	17	256	.486	3	3	2/15
at Indianapolis*	(S) 36	17	239	.472	0	1	2/16
vs Seattle*	(S) 43	22	166	.512	0	0	4/23
at Kansas City*	(S) 20	13	116	.650	0	0	2/5
at San Diego	(S) 35	20	222	.571	0	2	4/45

OPPONENT	ATT	COMP	YDS	PCT	TD	INT	SACKED/ YDS LOST
vs San Francisco*	(S) 42	20	215	.476	2	1	0/0
vs San Diego*	(S) 50	28	261	.560	1	2	3/21
at LA Raiders	(S) 32	19	164	.594	3	0	4/26
at Pittsburgh*	(S) 41	24	238	.585	1	1	0/0
vs LA Raiders	(S) 36	18	158	.500	1	3	3/38
vs Kansas City*	(S) 37	22	301	.595	1	5	0/0
at Seattle*	(S) 42	24	432	.571	1	0	5/47
<b>1986</b>							
vs LA Raiders*	(S) 35	21	239	.600	2	0	2/18
at Pittsburgh*	(S) 38	21	243	.553	3	0	1/8
at Philadelphia*	(S) 12	7	96	.583	1	0	3/25
vs New England*	(S) 34	18	188	.529	1	1	1/5
vs Dallas*	(S) 24	12	200	.500	3	0	1/2
at San Diego*	(S) 34	20	242	.588	1	1	0/0
at NY Jets	(S) 28	13	145	.464	0	1	5/27 Concussion
vs Seattle*	(S) 32	18	321	.563	1	1	0/0
at LA Raiders*	(S) 12	11	141	.916	1	0	2/9
vs San Diego	(S) 31	13	196	.419	0	3	2/12
vs Kansas City*	(S) 29	15	196	.517	0	0	4/34
at NY Giants	(S) 47	29	336	.617	0	2	2/11
vs Cincinnati*	(S) 34	22	228	.647	3	0	1/9
at Kansas City	(S) 42	23	246	.548	1	4	5/43
vs Washington*	(S) 35	20	282	.571	1	0	3/23
at Seattle	(S) 37	17	186	.541	1	0	1/7
vs New England*	(S) 32	13	257	.406	1	2	1/4
vs Cleveland*	(S) 38	22	244	.579	1	1	2/19
vs NY Giants	(S) 37	22	304	.595	1	1	3/26
<b>1987</b>							
vs Seattle*	(S) 32	22	338	.688	4	1	0/0
at Green Bay	(S) 48	30	285	.625	0	3	1/4
vs Houston							
vs L.A. Raiders*							
at Kansas City							
at Minnesota	(S) 39	22	245	.564	2	1	5/39
vs Detroit*	(S) 30	16	246	.533	1	0	1/9
at Buffalo	(S) 30	13	163	.433	1	0	3/24
vs Chicago*	(S) 40	21	341	.525	3	2	0/0
at LA Raiders*	(S) 29	16	298	.552	1	0	2/22
at San Diego*	(S) 32	21	347	.656	3	1	0/0
vs New England*	(S) 37	17	265	.459	2	1	2/6
at Seattle	(S) 42	21	335	.500	1	2	4/20
vs Kansas City*	(S) 31	18	237	.581	1	0	1/11
vs San Diego*	(S) 20	7	98	.350	0	1	2/12
vs Houston*	(S) 25	14	259	.560	2	1	1/4
vs Cleveland*	(S) 26	14	281	.538	3	1	2/25
vs Washington	(S) 38	14	257	.368	1	3	5/50
<b>1988</b>							
vs Seattle	(S) 45	21	259	.467	2	2	3/33
vs San Diego*	(S) 28	17	259	.607	2	0	1/0
at Kansas City	(S) 32	15	213	.469	0	2	0/0
vs LA Raiders	(S) 28	14	220	.500	1	4	2/11
at San Diego*	(S) 29	17	184	.586	0	1	4/22
at San Francisco*	(S) 39	21	210	.538	1	2	5/43
vs Atlanta*	(S) 26	16	235	.615	1	0	2/15
at Pittsburgh							
at Indianapolis	(S) 27	15	158	.556	1	0	3/30
vs Kansas City*	(S) 28	14	183	.500	1	2	1/6
vs Cleveland*	(S) 30	21	207	.700	2	0	0/0
at New Orleans	(S) 36	18	166	.500	0	1	1/9
vs LA Rams*	(S) 36	21	272	.583	3	1	1/9
at LA Raiders	(S) 49	29	324	.592	2	3	3/27
at Seattle	(S) 34	21	270	.618	1	0	4/32
vs New England*	(S) 29	14	149	.483	0	1	0/0
<b>1989</b>							
vs Kansas City*	(S) 28	16	150	.571	1	2	0/0
at Buffalo-	(S) 28	15	207	.517	1	2	2/26
vs LA Raiders-	(S) 23	11	131	.478	2	1	1/18
at Cleveland	(S) 19	6	198	.316	1	1	4/37
vs San Diego*	(S) 35	19	199	.543	0	1	3/20
vs Indianapolis*	(S) 25	13	150	.520	0	1	0/0
at Seattle*	(S) 35	18	344	.514	2	0	4/28
vs Philadelphia	(S) 39	19	278	.487	2	3	7/62
vs Pittsburgh*	(S) 21	14	261	.667	1	2	3/30
at Kansas City*	(S) 22	11	133	.500	0	1	2/21
at Washington*							
vs Seattle*	(S) 19	10	217	.526	4	0	0/0
at LA Raiders	(S) 36	23	197	.639	0	2	3/21
vs NY Giants	(S) 47	23	292	.489	1	0	1/8
at Phoenix*	(S) 29	20	247	.690	2	2	2/14
at San Diego	(S) 10	5	47	.500	1	0	3/13
vs Pittsburgh*	(S) 20	12	239	.600	1	1	1/13
vs Cleveland*	(S) 36	20	385	.556	3	0	1/8
vs San Francisco	(S) 26	10	108	.385	0	2	4/30

## 1990

LA Raiders	(S)	31	14	157	.451	0	2	5/39	
vs. Kansas City*	(S)	30	14	263	.467	0	0	2/13	
vs. Seattle*	(S)	40	30	297	.750	3	0	2/16	
at Buffalo	(S)	28	15	221	.536	1	2	2/19	
vs. Cleveland	(S)	33	16	175	.485	0	2	0/0	
vs. Pittsburgh	(S)	36	17	194	.472	0	0	3/16	
at Indianapolis*	(S)	30	21	317	.700	2	0	3/24	
at Minnesota	(S)	10	8	88	.800	1	0	2/11	Inj. toe/arch
at San Diego	(S)	30	17	171	.567	1	2	2/17	
vs. Chicago	(S)	41	24	262	.585	0	1	6/40	
at Detroit	(S)	36	24	243	.667	0	1	3/32	
vs. LA Raiders	(S)	31	20	241	.645	2	1	2/15	
at Kansas City	(S)	36	24	328	.667	2	1	5/28	
vs. San Diego*	(S)	29	18	248	.621	2	0	3/15	
at Seattle	(S)	35	18	171	.51-	0	2	3/26	
vs. Green Bay*	(S)	26	14	160	.538	1	0	0/0	

## 1991

vs. Cincinnati*	(S)	28	18	262	.643	2	0	0/0	
at LA Raiders	(S)	29	15	240	.517	1	0	5/26	
vs. Seattle*	(S)	32	19	252	.594	1	0	1/6	
vs. San Diego*	(S)	28	17	218	.607	0	1	1/2	
at Minnesota*	(S)	22	8	82	.364	0	0	3/19	
at Houston	(S)	42	24	301	.571	2	1	5/54	
vs. Kansas City*	(S)	27	14	270	.519	1	0	5/41	
at New England*	(S)	27	15	154	.556	0	0	1/13	
vs. Pittsburgh*	(S)	23	10	140	.435	0	1	1/10	
vs. LA Raiders	(S)	31	13	191	.419	1	2	1/8	
at Kansas City*	(S)	20	9	134	.450	1	0	6/47	
at Seattle	(S)	23	13	132	.565	0	2	5/20	
vs. New England*	(S)	25	18	215	.720	1	0	1/6	
at Cleveland*	(S)	29	16	221	.552	2	1	4/21	
vs. Phoenix*	(S)	33	19	245	.576	1	3	1/2	
at San Diego*	(S)	32	14	196	.438	0	1	5/30	
vs. Houston*	(S)	33	19	257	.576	1	1	0/0	AFC Divisional Playoff Game
at Buffalo	(S)	21	11	121	.524	0	1	3/24	AFC Champ- ionship Game

## 1992

vs. LA Raiders*	(S)	24	10	171	.417	0	1	4/18	
vs. San Diego*	(S)	24	14	186	.583	2	1	2/24	
at Philadelphia	(S)	18	8	59	.444	0	1	3/15	
at Cleveland*	(S)	17	10	157	.588	0	1	5/45	
vs. Kansas City*	(S)	38	23	311	.605	2	0	5/32	
at Washington	(S)	32	15	128	.469	0	2	5/36	
vs. Houston*	(S)	21	13	192	.619	1	0	4/40	
at San Diego	(S)	39	21	260	.538	2	3	0/0	
vs. NY Jets*	(S)	33	18	261	.545	1	2	0/0	Inj. R shoulder
vs. NY Giants*	(S)	9	6	96	.667	1	1	0/0	
at LA Raiders									DID NOT PLAY - BRUISED RIGHT SHOULDER
at Seattle									DID NOT PLAY - BRUISED RIGHT SHOULDER
vs. Dallas									DID NOT PLAY - BRUISED RIGHT SHOULDER
at Buffalo									DID NOT PLAY - BRUISED RIGHT SHOULDER
vs. Seattle*	(S)	29	20	210	.690	0	3	2/6	
at Kansas City	(S)	32	16	211	.500	1	2	6/56	

## 1993

at New York Jets*	(S)	29	20	269	.689	2	0	2/15	
vs. San Diego*	(S)	34	24	294	.706	2	1	1/10	
at Kansas City	(S)	45	28	300	.622	1	1	0/0	
vs. Indianapolis*	(S)	30	20	230	.667	2	0	1/2	
at Green Bay	(S)	59	33	367	.559	1	1	4/34	
vs. LA Raiders	(S)	30	16	188	.533	2	1	7/67	
vs. Seattle*	(S)	36	23	255	.639	2	1	2/16	
at Cleveland*	(S)	23	17	244	.739	3	0	1/11	
vs. Minnesota	(S)	40	30	290	.750	2	1	4/40	
vs. Pittsburgh*	(S)	25	18	276	.720	1	0	2/19	
at Seattle*	(S)	37	20	226	.540	1	1	4/20	
at San Diego	(S)	32	14	171	.437	0	1	5/34	
vs. Kansas City*	(S)	30	20	221	.667	3	2	2/17	
at Chicago*	(S)	24	14	113	.583	0	0	3/8	
vs. Tampa Bay	(S)	41	26	225	.634	0	0	1/0	
at LA Raiders	(S)	36	25	361	.694	3	0	0/0	
at LA Raiders	(S)	47	29	302	.617	3	1	1/5	AFC Wild Card

## 1994

vs. San Diego	(S)	46	36	371	.783	3	2	4/30	
at N.Y. Jets	(S)	42	29	319	.690	1	1	1/3	
vs. L.A. Raiders	(S)	33	14	151	.424	0	1	3/21	
at Buffalo	(S)	46	26	280	.565	1	1	4/20	
at Seattle*	(S)	29	15	146	.517	0	0	2/18	
vs. Kansas City	(S)	29	18	263	.621	2	0	6/30	
at San Diego*	(S)	31	22	241	.710	1	1	3/6	
vs. Cleveland*	(S)	41	30	349	.732	2	0	1/6	
at L.A. Rams	(S)	45	24	241	.533	2	0	1/5	
vs. Seattle*	(S)	32	17	146	.531	0	2	2/18	
vs. Atlanta*	(S)	42	27	382	.643	2	1	5/46	
vs. Cincinnati*	(S)	38	21	239	.553	1	0	4/33	
at Kansas City*	(S)	22	18	256	.818	1	0	4/20	Left knee strain
at L.A. Raiders									DID NOT PLAY - STRAINED LEFT KNEE
at San Francisco	(S)	18	10	106	.556	0	1	6/37	
vs. New Orleans									DID NOT PLAY - STRAINED LEFT KNEE

## SINGLE-GAME HIGHS

(Postseason in parenthesis)

**Most pass attempts** — 59 at Green Bay, 10/10/93 (47 at LA Raiders, 1/9/94). **Most pass completions** — 36 vs. San Diego, 9/4/94 (29 at LA Raiders, 1/9/94). **Most yards passing** — 432 at Seattle, 12/20/85 (385 vs. Cleveland, 1/14/90). **Highest comp. pct.** — .916 (11 of 12) at LA Raiders, 11/2/86 (.667 at Seattle, 12/24/83). **Most touchdown passes** — 5 vs. Minnesota, 11/18/84 (3 at Los Angeles Raiders, 1/9/94, and vs. Cleveland, 1/14/90, and vs. Cleveland, 1/17/88). **Most interceptions** — 5 vs. Kansas City, 12/14/85 (3 vs. Washington, 1/31/88). **Longest pass completion** — 80t to Marshall vs. NY Jets, 11/8/92 (80t to M. Jackson vs. Cleveland, 1/17/88). **Most rushing attempts** — 11 vs. Kansas City, 12/18/87 (11 vs. Cleveland, 1/17/88). **Most rushing yards** — 52 vs. LA Raiders, 12/2/90 (56 at Cleveland, 1/11/86). **Most rushing TDs** — 2 vs. Detroit, 11/1/87 and vs. Cincinnati, 9/1/91 (1 — four times). **Longest runs** — 31 at Buffalo, 9/18/89 (34 at Cleveland, 1/11/87). **Most total rushing and passing yards** — 432 (0 rush, 432 pass) at Seattle, 12/20/85; (424 (39 rush, 385 pass) vs. Cleveland, 1/14/90).

## JOHN ELWAY'S TOUCHDOWN TARGETS

(Regular Season)

35 — Vance Johnson
21 — Mark Jackson
16 — Steve Watson, Shannon Sharpe
10 — Steve Sewell
9 — Butch Johnson
8 — Clarence Kay, Clint Sampson, Michael Young
7 — Gene Lang, <del>Glen Milburn</del> , Sammy Winder
6 — Ricky Nattiel, <del>Alan Milburn</del>
5 — Anthony Miller, <del>Herb Rouse</del> , Gerald Willhite
4 — Orson Mobley, <del>Dave Russell</del>
3 — R. Johnson, Arthur Marshall
2 — Mel Bratton, J. Evans, <del>R. Johnson</del> , Rick Massie, Jim Wright
1 — Ray Alexander, Jeff Campbell, Bobby Humphrey, Jesse Myles, Rick Parros, Mike Pritchard, Reggie Rivers, Dave Studdard, Cedric Tillman
<del>1 — Leonard Russell</del>

## JOHN ELWAY / CAREER DRIVE ENGINEERING

Season	Drives Started	Drives Ended by								
		TD	FG	FGA	PNT	DWN	TRN	SAF	CLK	RPL
1983	108	11	8	1	52	4	23	0	7	2
1984	162#	29	16	5	70	1	26	0	15	1
1985	215	42	23	15	92	4	29	0	9	1
1986	187	38	20	8	81	2	23	2	13	0
1987	139	34	17	7	47	4	21	0	9	0
1988	171	30	20	12	63	5	29	1	11	0
1989	163	32	24	5	66	4	25	0	7	0
1990	169	34	22	9	59	4	29	0	11	1
1991	176	29	26	9	73	6	21	0	11	1
1992	132	18	15	4	59	2	26	0	8	0
1993	185	41	26	9	66	7	21	1	14	0
1994	160	31	25	7	57	8	22	0	10	0
TOTALS	1967	369	242	91	785	51	295	4	125	6

Season	Points Yielded	Pts./ Drive	Drive Efficiency*	
			17.6%	20.2%
1983.....	101	0.94	17.6%	20.2%
1984.....	248	1.53	27.8%	34.2%
1985.....	360	1.67	30.2%	39.0%
1986.....	325	1.74	31.0%	37.9%
1987.....	289	2.08	36.7%	44.6%
1988.....	270	1.58	29.2%	38.8%
1989.....	296	1.81	34.3%	39.1%
1990.....	302	1.79	33.1%	41.4%
1991.....	280	1.59	31.3%	39.0%
1992.....	171	1.30	25.0%	29.8%
1993.....	364	1.97	36.2%	44.4%
1994.....	290	1.81	35.0%	39.2%
TOTALS.....	3296	1.68	31.1%	35.0%

(\*—the second number is the percentage the quarterback has put his team in position to score, allowing for missed field goal and subtracting those drives ended by the clock and replaced due to injury. #—drives for 1984 add to one more than drives started because Elway replaced Kubiak on one drive.)

## NOTES:

- For his career, he has directed Denver to scores in better than 3 in 10 drives; when you adjust the figure as stated above, the figures work to 35 in 100.
- In 1,967 career drives, started, he has been replaced only six times due to injury (based on 14 replacement QB earned at least one first down on the drive; that's 0.0033 percent, or 3 in 1,000).
- As far as drive efficiency was concerned, Elway had his best season in 1993 (he had better numbers only in 1987, but that was a strike year).



## JOHN ELWAY'S 300-YARD PASSING GAMES (27)

DATE	OPPONENT	ATT	COMP	YDS	PCT	TD	INT	SACKED/ YDS LOST
12/11/83	vs Baltimore*	44	23	345	.523	3	0	5/38
11/4/84	vs New England*	40	26	315	.650	3	1	3/24
9/15/85	vs New Orleans*	43	28	353	.651	4	1	3/26
12/14/85	vs Kansas City*	37	22	301	.595	1	5	0/0
12/20/85	at Seattle*	42	24	432	.571	1	0	5/47
10/26/86	vs Seattle*	32	18	321	.563	1	1	0/0
11/26/86	at NY Giants	47	29	336	.617	0	2	2/11
1/25/87	vs NY Giants†	37	22	304	.595	1	1	3/26
9/13/87	vs Seattle*	32	22	338	.688	4	1	0/0
11/16/87	vs Chicago*	40	21	341	.525	3	2	0/0
11/29/87	at San Diego*	32	21	347	.656	3	1	0/0
12/13/87	at Seattle	42	21	335	.500	1	2	4/20
12/4/88	at LA Raiders	49	29	324	.592	2	3	3/27
10/22/89	at Seattle*	35	18	344	.514	2	0	4/28
1/14/90	vs. Cleveland*Δ	36	20	385	.556	3	0	1/8
10/21/90	at Indianapolis*	30	21	317	.700	2	0	3/24
12/9/90	at Kansas City	36	24	328	.667	2	1	5/28
10/6/91	at Houston	42	24	301	.571	2	1	5/54
10/4/92	vs. Kansas City*	38	23	311	.605	2	0	5/32
9/20/93	at Kansas City	45	28	300	.622	1	1	0/0
10/10/93	at Green Bay	59	33	367	.559	1	1	4/34
1/2/94	at LA Raiders	36	25	361	.694	3	0	0/0
1/9/94	at LA Raiders§	47	29	302	.617	3	1	1/5
9/4/94	vs. San Diego	46	36	371	.783	3	2	4/30
9/11/94	at N.Y. Jets	42	29	319	.690	1	1	1/3
10/30/94	vs. Cleveland*	41	30	349	.732	2	0	1/6
11/20/94	vs. Atlanta*	42	27	382	.643	2	1	5/46

\*Denotes Broncos win

†Super Bowl XXI

ΔAFC Championship

§AFC Wild Card

## JOHN ELWAY VS. THE NFL

(Regular season only)

	W-L	ATT	COMP	YDS	PCT	TD	INT	SK/YDS
Kansas City	14-8	677	377	4830	.56	20	29	63/438
LA Raiders	6-14	593	320	3962	.54	22	24	55/442
San Diego	15-8	723	405	4939	.56	21	29	56/381
Seattle	14-7	708	401	4968	.57	28	22	52/370
<b>AFC West</b>	<b>49-37</b>	<b>2701</b>	<b>1503</b>	<b>18699</b>	<b>.56</b>	<b>91</b>	<b>104</b>	<b>226/1631</b>
Cincinnati	4-0	113	69	856	.61	7	1	6/46
Cleveland	7-2	251	147	2005	.59	14	7	16/126
Houston	2-1	97	54	749	.56	6	4	11/109
Pittsburgh	6-1	192	105	1366	.55	6	5	14/109
<b>AFC Central</b>	<b>19-4</b>	<b>653</b>	<b>375</b>	<b>4976</b>	<b>.57</b>	<b>33</b>	<b>17</b>	<b>47/390</b>
Buffalo	2-3	154	79	1019	.51	6	5	12/100
Balt./Ind.	6-1	213	118	1545	.55	8	2	17/129
Miami	0-1	37	18	250	.49	0	1	3/24
New England	6-0	192	108	1286	.56	7	4	8/54
NY Jets	2-2	132	80	994	.61	4	4	8/45
<b>AFC East</b>	<b>16-7</b>	<b>728</b>	<b>403</b>	<b>5094</b>	<b>.55</b>	<b>25</b>	<b>16</b>	<b>48/352</b>
<b>AFC Totals</b>	<b>84-48</b>	<b>4082</b>	<b>2281</b>	<b>26300</b>	<b>.56</b>	<b>149</b>	<b>137</b>	<b>321/2373</b>
Atlanta	3-0	106	62	908	.58	6	3	9/72
LA Rams	1-2	119	63	742	.53	7	2	4/29
New Orleans	1-1	79	46	519	.58	4	2	4/35
San Francisco	2-1	99	51	531	.52	3	4	11/80
<b>NFC West</b>	<b>7-4</b>	<b>403</b>	<b>222</b>	<b>2700</b>	<b>.55</b>	<b>20</b>	<b>11</b>	<b>28/216</b>
Chicago	2-2	118	65	763	.55	3	4	12/73
Detroit	2-1	88	58	699	.64	2	2	7/72
Green Bay	2-1-1	153	88	913	.58	2	5	5/38
Minnesota	2-3	130	84	923	.65	10	2	14/109
Tampa Bay	0-1	41	26	225	.63	0	0	1/0
<b>NFC Central</b>	<b>8-8-1</b>	<b>530</b>	<b>319</b>	<b>3523</b>	<b>.60</b>	<b>17</b>	<b>13</b>	<b>39/292</b>
Dallas	1-0	24	12	200	.50	3	0	1/2
NY Giants	1-2	103	58	724	.56	2	3	3/19
Philadelphia	1-3	102	52	626	.51	4	6	16/119
Phoenix	2-0	62	39	492	.63	3	5	3/16
Washington	1-1	67	35	410	.52	1	3	8/59
<b>NFC East</b>	<b>6-6</b>	<b>358</b>	<b>196</b>	<b>2452</b>	<b>.55</b>	<b>13</b>	<b>16</b>	<b>31/215</b>
<b>NFC Totals</b>	<b>21-18-1</b>	<b>1291</b>	<b>737</b>	<b>8675</b>	<b>.57</b>	<b>50</b>	<b>40</b>	<b>98/723</b>
<b>NFL Totals</b>	<b>105-66-1</b>	<b>5373</b>	<b>3018</b>	<b>34975</b>	<b>.56</b>	<b>199</b>	<b>177</b>	<b>419/3096</b>
HOME	66-21	2769	1589	20173	.57	120	89	177/1330
ROAD	39-45-1	2615	1514	15874	.58	79	90	242/1757
GRASS	86-39-1	3999	2274	28371	.57	161	131	267/2140
TURF	19-27-0	1385	829	9365	.60	38	46	127/947

## JOHN ELWAY'S FOURTH-QUARTER HEROICS

In his career (1983-94) John Elway has engineered 34 fourth-quarter, game-saving drives for the Broncos, and the team has a record of 31-0-1 in those contests. Those games include:

- 25 fourth-quarter, game-winning drives (marked below with an asterisk). The Broncos have scored the winning points 17 times with less than three minutes remaining, 14 times under two minutes, and eight times with less than a minute left.
- seven fourth-quarter, game-tying drives. Denver went on to win six of those contests in regulation or overtime, and one game ended tied. The Broncos won in regulation vs. New England (11/4/84) and at Seattle (12/20/85). In overtime, Elway directed the game-winning drive in the AFC Championship Game at Cleveland (1/11/87), while the defense and special teams set up OT wins vs. San Diego (11/17/85), at San Francisco (10/9/88), and at Seattle (10/22/89). The game at Green Bay (9/20/87) ended in a tie.

\*1983 vs. Baltimore – Throws three fourth-quarter TD passes, the last a 26-yarder to Gerald Wilhite with 0:44 left in 21-19 win.

1984 vs. New England – Directs eight-play, 78-yard drive for seven-yard TD pass to Butch Johnson with 4:03 left to tie score at 19-19; Dennis Smith returns a fumble 64 yards for TD with 1:45 left in a 26-19 win.

\*1984 at San Diego – Directs 10-play, 77-yard drive for Sammy Winder one-yard TD run with 0:38 left in 16-13 win.

\*1984 vs. San Diego – Directs 12-play, 40-yard drive for Rich Karlis field goal with 2:08 left in 16-13 win.

\*1985 vs. Atlanta – Directs three scoring drives (two TDs, one FG) in fourth quarter, erasing 28-27 deficit, in 44-28 win.

\*1985 vs. San Francisco – Directs nine-play, 63-yard drive for Rich Karlis 24-yard field goal with 1:27 left in 17-16 win.

1985 vs. San Diego – Directs seven-play, 48-yard drive for Rich Karlis 34-yard field goal with 0:05 left to tie San Diego; Denver wins 30-24 on Louis Wright's 60-yard TD return of a blocked field goal in OT.

\*1985 at Pittsburgh – Directs seven-play, 58-yard drive for Steve Sewell two-yard TD run with 1:45 left, taking a 24-23 lead; Mike Harden returns an interception 42 yards for a score for 31-23 win.

\*1985 vs. Kansas City – Directs eight-play, 59-yard drive for Sammy Winder one-yard TD run with 0:22 left in 14-13 win.

1985 at Seattle – Directs eight-play, 80-yard drive for Steve Sewell one-yard run to tie game at 24-24 with 2:35 remaining; then passes for 27 yards to start a five-play, 34-yard drive (Gary Kubiak takes over when Elway is injured) for a Rich Karlis 43-yard field goal with 0:55 remaining in 27-24 win.

\*1986 vs. L.A. Raiders – Directs nine-play, 39-yard drive for seven-yard pass to Gene Lang with 5:11 left in 38-36 win.

1986 at Cleveland (AFC Championship Game, 1/12/87) – Directs 15-play, 98-yard drive for five-yard TD pass to Mark Jackson with 0:39 left to tie game 20-20; in Denver's first OT possession, directs 60-yard drive for Rich Karlis 33-yard FG in 23-20 win.

1987 at Green Bay – Directs 18-play, 80-yard drive for Steve Sewell one-yard run with 5:53 remaining to tie game at 17-17; game ends in an overtime tie.

\*1987 vs. Chicago – Directs eight-play, 61-yard drive for Steve Sewell four-yard TD run with 4:58 left in 31-29 win.

\*1987 vs. New England – Directs six-play, 74-yard drive for two-yard TD pass to Mark Jackson with 12:41 left for 24-20 lead; Mark Haynes later returns an interception for 14 yards and a score in 31-20 win.

\*1987 vs. Cleveland (AFC Championship Game, 1/17/88) – Directs five-play, 75-yard drive for 20-yard TD pass to Sammy Winder with 4:01 left for 38-31 lead; after safety and Ernest Byner fumble, Denver wins 38-33.

1988 at San Francisco – Directs nine-play, 58-yard drive for eight-yard TD pass to Vance Johnson with 8:37 left to tie game 13-13; Broncos win in overtime when Steve Wilson's interception sets up Rich Karlis 22-yard field goal 8:11 into overtime.

\*1989 vs. San Diego – Directs 11-play, 74-yard drive for Bobby Humphrey 17-yard TD run with 1:03 left in 16-10 win.

1989 at Seattle – Throws 54-yard TD pass to Vance Johnson 2:19 left (only play of drive) to tie game 21-21; Dennis Smith interception sets up David Treadwell's 27-yard field goal at 7:14 of OT for 24-21 win.

\*1989 at Kansas City – Directs 10-play, 72-yard drive for David Treadwell 26-yard FG with 0:01 left in 16-13 win.

\*1989 vs. Pittsburgh (Playoffs, 1/7/90) – Directs nine-play, 71-yard drive for Melvin Bratton one-yard run with 2:27 left in 24-23 win.

\*1990 vs. Kansas City – Directs 10-play, 79-yard drive for David Treadwell 22-yard FG with 0:00 left for 24-23 win.

\*1990 at Indianapolis – Directs nine-play, 58-yard drive for David Treadwell 42-yard FG to break tie with 3:45 left; then directs five-play, 56-yard drive for Steve Sewell two-yard run with 1:41 left in 27-17 win.

\*1991 vs. Kansas City – Directs seven-play, 70-yard drive for David Treadwell 27-yard field goal with 2:37 left in 19-16 win.

\*1991 at New England – Directs nine-play, 42-yard drive for David Treadwell 34-yard field goal with 1:56 left in 9-6 win.

\*1991 at Cleveland – Directs 16-play, 64-yard drive for six-yard TD pass to Vance Johnson with 8:54 left to break 7-7 tie; then directs six-play, 66-yard drive for David Treadwell 37-yard field goal with 3:29 remaining in 17-7 win.

\*1991 vs. Phoenix – Directs six-play, 66-yard drive for Elway's four-yard TD run with 1:46 left in 24-19 win.

\*1991 vs. Houston (Playoffs, 1/4/92) – Directs 12-play, 87-yard drive for David Treadwell 28-yard field goal with 0:20 left in 26-24 win.

\*1992 vs. L.A. Raiders – Directs seven-play, 85-yard drive for Reggie Rivers one-yard TD run with 0:55 left in 17-13 win.

\*1992 vs. Kansas City – Directs 14-play, 80-yard drive for 25-yard pass to Mark Jackson with 1:55 left to pull Denver within six points at 19-13; after a 28-yard punt return, directs a three-play, 27-yard drive for a 12-yard TD pass to Vance Johnson with 0:38 left in 20-19 win.

\*1992 vs. Houston – Directs three-play, 80-yard drive for Reggie Rivers 20-yard TD run with 1:34 left in 27-21 win.

\*1993 vs. Kansas City – Directs three-play, 11-yard drive for six-yard TD pass to Shannon Sharpe with 10:34 left in 27-21 win.

\*1994 at San Diego – Directs four-play, four-yard drive to set up Jason Elam's 54-yard field goal with 10:02 remaining that put Denver ahead 17-15; then directed a nine-play, 66-yard drive to set up Elam for a 25-yard field goal that provided the final score of 20-15 with 4:07 remaining.

\*1994 vs. Atlanta – Directs 10-play, 73-yard drive for 32-yard TD pass to Anthony Miller to pull Denver within 28-25 with 10:19 remaining; then drove the Broncos 57 yards in 10 plays, capping the drive with a four-yard TD run to put Denver ahead to stay 32-28 with 1:56 remaining.

## 88 JERRY EVANS • Tight End



**Birthdate** – September 28, 1968  
**Birthplace** – Lorain, Ohio  
**Residence** – Lorain, Ohio  
**How Acquired** – FA, 1993  
**College** – Toledo  
**High School** – Admiral King HS, Lorain, Ohio  
**Height** – 6-5  
**Weight** – 260  
**Pro Year** – 3rd  
**Year with Broncos** – 2nd

Jerry Evans brings depth and talent to the tight end position as he enters his second season with the Broncos and third in the NFL. He has been very valuable to the Broncos in the team's two-tight end lineups along with Shannon Sharpe. **1994:** Evans played in all 16 games and started 12 either as a wide receiver or as the second tight end in a two tight end lineup. He caught 13 passes for 127 yards (9.8 average) and two touchdowns. Evans had two receptions for a season-high 34 yards against Kansas City (10/17) and hauled in his first career touchdown on a 20-yard pass from John Elway. His other touchdown came on a one-yard pass play against Cleveland (10/30). Evans recorded his single-game best in receptions at San Francisco (12/17) when he caught three passes for 24 yards. Evans made his first career reception against the Raiders (9/18), a 13-yarder from John Elway. He also returned one kickoff for six yards during the '94 campaign. **1993:** Evans was signed as a free agent in the 1993 offseason and filled in nicely when called upon during the season. He played primarily on special teams, but did start in the San Diego (12/5) game at tight end. **1992:** Evans spent the entire year on the Green Bay Packers' practice squad. **1991:** Evans was drafted by the Arizona Cardinals in the eighth round from the University of Toledo and spent some time on the team's practice squad. After being released, he was signed to the Packers' practice squad.

**COLLEGE:** Evans was an All-Mid American Conference selection and team MVP his senior year at Toledo. His collegiate career totals were 114 catches for 1,410 yards and seven touchdowns. Evans was a four-year letterman and majored in geography during his college days.

**PERSONAL:** Jerry is single and makes his off season home in Lorain, Ohio. He was an all-league and all-county selection as a tight end and defensive end at Admiral King HS in Lorain. He lettered four times in football, three in baseball and once in basketball. His full name is Gerald Kristen Evans.

### Evans' Professional Record

Year	Club	Games	Starts	No.	RECEIVING			TD
					Yds.	Avg.		
1993	Denver	14	1	0	0	0.0		0
1994	Denver	16	12	13	127	9.8		1
TOTAL		30	13	13	127	9.8		1

## 73 SIMON FLETCHER • Defensive End



**Birthdate** – February 18, 1962  
**Birthplace** – Bay City, Texas  
**Residence** – Aurora, Colo.  
**How Acquired** – Draft #2b, 1985  
**College** – Houston  
**High School** – Bay City HS, Bay City, Texas  
**Height** – 6-6  
**Weight** – 240  
**Pro Year** – 11th  
**Year with Broncos** – 11th

Simon Fletcher returns to the Broncos for his 11th NFL season in 1995, after establishing himself as a fixture of Denver's defensive unit throughout his career. Having never missed a game in his pro career, Fletcher is second among all active Broncos in consecutive games played (156) and started (127). **1994:** Fletcher continued to pace the Broncos in pressuring the quarterback in '94, leading the team in sacks (7) for the seventh consecutive season. Fletcher, who has never missed a start in his 10-year career, is the only active NFL player to lead his team in sacks for seven straight seasons. He increased his Broncos career-best sack total to 92.5, leaving him just 7.5 shy of the century mark. Overall, Fletcher accounted for 76 total tackles (42 solo), one interception, five passes defended, two fumble recoveries and one forced fumble in 16 starts in '94. He had his best all-around game at Buffalo (9/26) when he had 13 tackles (7 solo), two quarterback sacks (12 yards lost), his lone interception of the season and a pass defended. His other multiple-sack game came at the L.A. Raiders (12/11) when he posted two. Fletcher scooped up two fumbles in the Broncos' 15-13 win over Cincinnati (11/27). **1993:** Fletcher continued to be a force at the linebacker position in 1993, being selected second-team All-NFL (*Football Digest*). Fletcher was rewarded for his efforts by his teammates, being selected as the Broncos' defensive MVP for the second straight season and the third time in his career. He led the Broncos in sacks for the sixth straight season, posting 13.5 for the year. Fletcher's 13.5 sacks in 1993 tied for the second-highest season totals in team history. The season sack record of 16 was set by Fletcher in 1992, and the 13.5 second-place record was set by Fletcher in 1991. He upped his career sack mark to 85.5, surpassing Rulon Jones' 73.5 team career sack record in the home opener versus San Diego (9/12). Fletcher's 10th straight game with a sack at Kansas City (9/20) set a professional

record for consecutive games with a sack. Fletcher had sacks in the last seven games of 1992 and the first three of 1993. Fletcher finished the season with 62 solo and 37 assisted tackles, one fumble recovery and three forced fumbles, while recording four two-sack games (Pittsburgh 11/21, Seattle 11/28, Chicago 12/18 and Tampa Bay 12/26). **1992:** In 1992 Fletcher earned his second career team defensive MVP award after recording 16 sacks to set a new single season record for the club. He broke the previous mark of 13.5, set in 1986 by Jones and tied by Fletcher in 1991. His total ranked second in the AFC behind San Diego's Leslie O'Neal, who had 17, and was the fourth-highest mark in the NFL. He was Denver's sack leader in each of the past five seasons, also a first in team annals, and shares the team single-game sack record of four with Karl Mecklenburg. In '92 he led the team with five forced fumbles and topped all non-defensive backs with nine passes defended. He registered 64 tackles and 35 assists as well. He had at least one sack in each of the last seven games of the campaign, including three and one-half at Seattle (11/30) and two each vs. the Giants (11/15), Seahawks (12/20), and Chiefs (12/27). In addition, Fletcher had two and one-half sacks in Denver's victory over Houston (10/18), a game in which he also broke up two passes and forced a fumble. **1991:** Fletcher led the Broncos in sacks in 1991 for the fourth straight season, the first player in team history to accomplish that feat. His 13.5 sacks tied the club record set by Rulon Jones in 1986 and ranked second in the AFC. That season Fletcher had at least a half sack in the final 10 regular season games and had two-sack performances vs. Pittsburgh (11/3) and at San Diego (12/22). In addition to the sacks, he also posted 46 tackles, 43 assists, three passes defended, two forced fumbles, and a fumble recovery. Fletcher was named AFC Defensive Player of the Month for December. In postseason play he registered 14 total tackles and Denver's only sack. **1990:** In 1990 Fletcher led Denver with 11 sacks, and had 55 tackles, 42 assists, a team-high four forced fumbles, a fumble recovery, and a pass defended. At Minnesota (11/4) he tied a team record with four sacks and he had two games in which he forced two fumbles. **1989:** Fletcher set a new career high and ranked fourth in the AFC with 12 sacks in 1989. He had two or more sacks in three games, including a two and one-half sack performance at Cleveland (10/1). In addition, that year he had 61 first hits, 44 assists, three forced fumbles, two passes defended, and a fumble recovery. He had 13 total tackles at Seattle (10/22) and 12 at Kansas City (11/12). **1988:** Fletcher had a tremendous season in 1988 and was voted Denver's Most Valuable Defensive Player by his teammates. He led the team with a career high nine quarterback sacks, a figure tied for sixth in the AFC. Three times in 1988 Fletcher was named the Broncos' overall player of the game and was honored as the defensive player of the game twice. Against Cleveland (11/13) Fletcher posted 11 total tackles, including two sacks, and he forced and recovered a fumble. In addition to the nine sacks, Fletcher's season totals show 115 total tackles, his first interception as a professional, and six passes defended. **1987:** Fletcher had a fine season in 1987 as Denver's starting strong outside linebacker, his first campaign ever as a linebacker. Bronco coaches moved him from defensive end after the 1986 season to take advantage of his size and ability to drop off into pass coverage. Fletcher's top performances in the 1987 regular season included an 11-tackle, one-sack game against Green Bay (9/20), a 12-tackle game against the Raiders (11/22), and a strong performance vs. Kansas City (12/19) in which he netted two quarterback sacks fumble recovery. He closed out regular season play with 49 first hits, 21 assists, and four sacks. Fletcher was impressive in post-season play, registering 10 first hits in Super Bowl XXII (1/31) and five first hits and a sack in the AFC Championship Game vs. Cleveland (1/17), while posting six quarterback harassments in the three games. **1986:** He played in every game in 1986, starting twice (at Philadelphia on 9/21 and as an outside linebacker vs. Washington on 12/13) and finishing the campaign with 43 tackles, two passes defended, and two fumble recoveries. Fletcher blocked a key field goal attempt in a Bronco win over the Raiders (11/2) and deflected an extra point in Denver's one-

point win over the Redskins (12/13). He saw action in both AFC playoff games and in Super Bowl XXI, contributing seven tackles and two assists during post-season play. **1985:** Fletcher played in all 16 games in 1985 and increased his playing time as the season went on, making his first pro start at Pittsburgh (12/1). Denver's second pick in the second round, Fletcher finished the season with 17 total tackles and one quarterback sack, that coming in the season finale at Seattle (12/20).

**COLLEGE:** Simon was a three-year starter at the University of Houston, where he posted 209 total tackles, including 30 tackles for losses and 14 quarterback sacks. Fletcher also defended 10 passes during a career in which he started 33 of the 37 games in which he played for the Cougars. As a senior he had 11 tackles for losses and eight sacks despite playing the last six games with a pinched nerve in his shoulder. He started at both right tackle (1982 and 1984) and right end (1983) during his college career, which he closed out with a Cotton Bowl appearance against Boston College.

**PERSONAL:** Simon is married (Pinkie) and has three daughters, Ashley Nicole (1/12/84), Neomi Patrice (1/25/88) and Rasheedah (11/2/90). They make their home in Aurora, Colo. Fletcher is the owner of three restaurants in the Denver metropolitan area that specialize in hot dogs. The establishments are called The Dog House. He earned letters in both football and track at Bay City HS, and has an older brother who played football at Texas A&I.

#### Fletcher's Professional Record

Year	Club	Games	TACKLES		Assists	Total	Sacks
			Starts	Tackles			
1985	- Denver	16	1	12	5	17	1.0
1986	- Denver	16	2	26	17	43	5.5
1987	- Denver	16	12	49	21	70	4.0
1988	- Denver	16	16	79	36	115	9.0
1989	- Denver	16	16	61	44	105	12.0
1990	- Denver	16	16	55	42	97	11.0
1991	- Denver	16	16	46	43	89	13.5
1992	- Denver	16	16	64	35	99	16.0
1993	- Denver	16	16	62	37	99	13.5
1994	- Denver	16	16	42	34	76	7.0
TOTAL		156	127	496	314	810	92.5

**ADDITIONAL STATISTICS:** Recovered two fumbles and blocked a field goal. 1986; recovered one fumble, 1987; recovered one fumble, and intercepted one pass (-4), 1988; recovered one fumble 1989; recovered one fumble and blocked one punt, 1990; recovered one fumble, 1991; recovered one fumble and forced three fumbles 1993; recovered two fumbles, force one fumble and intercepted one pass (-4) 1994.

## 24 RANDY FULLER • Cornerback



**Birthdate** - June 2, 1970  
**Birthplace** - Griffin, Ga.  
**Residence** - Columbus, Ga.  
**How Acquired** - Draft #4, 1994  
**College** - Tennessee State  
**High School** - Spencer HS, Columbus, Ga.  
**Height** - 5-10  
**Weight** - 173  
**Pro Year** - 2nd  
**Year with Broncos** - 2nd

Randy Fuller returns to the Broncos secondary in 1995 after putting together an impressive rookie season a year ago. **1994:** Fuller made his mark mainly in the nickel package and on special teams, but did make one start in his 10 games played. He started in the secondary



against Atlanta (11/20) as an extra defensive back and finished the day with four tackles (3 solo) and one pass defended. He also made four solo tackles the following week against Cincinnati (11/27). Fuller finished the season with 22 total tackles (17 solo) and three passes defended.

**COLLEGE:** Fuller excelled at Tennessee State with his exceptional quickness and leaping ability, finishing his four-year career with 318 tackles (223 solo), 12 interceptions for 194 yards, 31 passes broken up and three forced fumbles. A four-year starter for the Tigers, Fuller capped his career with appearances in the Blue-Gray Game and the Senior Bowl. As a senior he was named second-team All-America and first-team All-Ohio Valley Conference by the NFL Draft Report after posting totals of 65 tackles (51 solo) with seven pass deflections.

**PERSONAL:** A native of Griffin, Ga., Fuller 10 high school letters – three each in football and basketball and four in track – at Spencer HS in Columbus, Ga. He was All-Big City and the Athlete of the Year selection as a senior, picking off 15 passes and making 187 tackles in his final campaign. An all-state choice in track as well, Randy set a Georgia state record with a long jump of 24'-6". He earned his degree in criminal justice from Tennessee State and lists fishing, golf and reading among his hobbies.

#### Fuller's Professional Record

##### TACKLES

Year	Club	Games	Starts	Tackles	Assists	Total	Sacks
1994	Denver	10	1	17	5	22	0.0
<b>TOTAL</b>		<b>10</b>	<b>1</b>	<b>17</b>	<b>5</b>	<b>22</b>	<b>0.0</b>

**ADDITIONAL STATISTICS:** Three passes defended, 1994.

## 46 DAVE GARNETT • Linebacker



**Birthdate** – Dec. 6, 1970  
**Birthplace** – Pittsburgh, Pa.  
**Residence** – Washington, D.C.  
**How Acquired** – FA 1995  
**College** – Stanford  
**High School** – North Naperville HS, Naperville, Ill.  
**Height** – 6-2  
**Weight** – 219  
**Pro Year** – 3rd  
**Year with Broncos** – 1st

Dave Garnett comes to the Broncos as a free agent after spending the first two years of his career as a member of the Minnesota Vikings. After becoming a free agent, he had signed with Carolina on May 5, 1995, but was waived by the Panthers on May 19. For his career, he has 22 tackles (11 solo), and 27 special teams stops in 25 regular season games, and has also participated in two playoff games. He holds the distinction of being the only Vikings rookie to play in every game in 1993, despite not being drafted. **1994:** Garnett had 11 tackles (eight solo), two fumble recoveries, seven special teams tackles in nine games. He was active but did not play in the other seven. He recovered a fumble that led to a touchdown at Chicago (9/18) in a 42-7 victory. Garnett also had three stops and a special teams tackle against the Bears. He recovered an onside kick in the fourth quarter that led to a field goal, helping the Vikings to a 38-35 win over Miami (9/25). Garnett also had one special teams stop vs. the Dolphins and had five stops at Arizona (10/2). He injured his knee

at the Giants (10/10) and had his streak of 22 consecutive games played snapped at Green Bay (10/20) because of the injury. He was inactive vs. Green Bay and also for the next six games. He recovered a squib kick and also had one special teams stop at Buffalo. He recorded two tackles at linebacker and two on special teams vs. San Francisco (12/26). Garnett also recorded one special teams stop in the Vikings' NFC Wild Card Game vs. Chicago (1/1/95). **1993:** Garnett played in all 16 games, primarily on special teams. He had 20 tackles on special teams, second-highest on the team, and had 11 stops from his linebacker position. He played up on the line all season during goal-line and short-yardage situations. He was second on the team vs. Kansas City (12/26) with a career-high seven tackles in a 30-10 victory over the eventual AFC West champs. He also played on special teams in Minnesota's NFC Wild Card Game at the Giants. Garnett was originally signed by the Vikings as a free agent out of Stanford University.

**COLLEGE:** Garnett was a three-time captain and four-year letterwinner from his linebacker spot at Stanford, where he was teammates with current Broncos Glyn Milburn and Ed McCaffrey. He was also a three-time Academic All-Pac-10 pick and an honorable mention All-Pac-10 selection. He started 40 of 45 games and led the team in 1992 in solo tackles with 48 and tied for the lead in fumble recoveries with two. He also finished second on the team in total tackles (72), tied for second in tackles for loss (12), and third in sacks (4). In 1990, he tallied a season-high 12 stops, including one for a loss and a sack in a 36-31 victory at top-ranked Notre Dame. He received his bachelor's degree in political science in 1993.

**PERSONAL:** Garnett was an honorable mention All-America pick by *USA Today*, as well as earning all-state honors while at Naperville (Ill.) HS. He was also named the outstanding student of his high school graduating class, one of the outstanding high school students of America, and to the Who's Who among America's high school students. In addition, he was a Youth Government lobbyist and legislator, as the Youth Governor of Illinois in 1989. His father David played running back at the University of Pittsburgh and was drafted in the ninth round in 1971 by the Raiders. One of his father's blockers at Pitt was current Chicago Bears head coach Dave Wannstedt. His brother Kevin also played for Stanford in 1994. David currently resides in Washington, D.C.

#### Garnett's Professional Record

##### TACKLES

Year	Club	Games	Starts	Tackles	Assists	Total	Sacks
1993	Minnesota	16	0	11	0	11	0.0
1994	Minnesota	9	0	8	3	11	0.0
<b>TOTAL</b>		<b>25</b>	<b>0</b>	<b>19</b>	<b>3</b>	<b>22</b>	<b>0.0</b>

#### Garnett's Playoff Record

##### TACKLES

Year	Club	Games	Starts	Tackles	Assists	Total	Sacks
1993	Minnesota	1	0	0	0	0	0.0
1994	Minnesota	1	0	0	0	0	0.0
<b>TOTAL</b>		<b>2</b>	<b>0</b>	<b>0</b>	<b>0</b>	<b>0</b>	<b>0.0</b>

**ADDITIONAL STATISTICS:** Made 20 special teams tackles, 1993; recovered two fumbles and made seven special teams tackles, 1994.

#### DID YOU KNOW?

The Broncos scored a franchise-high 50 points in a 50-34 victory over the San Diego Chargers on Oct. 6, 1963.

However, in 35 seasons of football – 535 regular and postseason games – the Broncos have never posted the following scores: 4, 5, 8, 11, 47 and 49.

## 75 BRIAN HABIB • Guard



**Birthdate** – December 2, 1964  
**Birthplace** – Ellensburg, Wash.  
**Residence** – Woodinville, Wash.  
**How Acquired** – Unrestricted FA, 1993  
**College** – Washington  
**High School** – Ellensburg HS,  
 Ellensburg, Wash.  
**Height** – 6-7  
**Weight** – 299  
**Pro Year** – 8th  
**Year with Broncos** – 3rd

Brian Habib is one of just two returning starters on the Broncos offensive line where he did a fine job at the right guard position a year ago. He is likely to start at that position again in '95 as new offensive line coach Alex Gibbs works in at least two new starters around him and Gary Zimmerman. **1994:** Habib started all 16 games at right guard for the second consecutive season. He did not miss a start in '94, though he had to leave the Seattle game (11/13) early with a right calf strain. **1993:** Habib spent his first year as a Bronco entrenched at the right guard position. His solid play helped propel John Elway to his finest year as a pro. Habib started every game for the Broncos at right guard and steadily improved each week. He was a key part of the offensive line's success in the last two games versus the Raiders. In those two matchups, the offensive line allowed only one sack in 90 passing attempts. **1992:** He started at the right guard position in 15 of the 16 regular season games for the Minnesota Vikings in 1992, and also started in the Vikings playoff game against the Washington Redskins (1/2/93). **1991:** Habib started in eight of the 16 games in 1991, seeing action at both the guard and tackle positions. **1990:** In 1990 he played a back-up role at offensive tackle and continued his play on special teams. **1989:** In the 1989 season Habib played on the special teams in all 16 regular season games and saw action in the playoffs. **1988:** Habib was drafted as a defensive lineman in the 10th round by the Vikings in 1988, and was the 264th player taken overall. He spent the entire 1988 regular season on injured reserve after injuring his right shoulder vs. Miami (8/26/88), but was activated for the Vikings' two playoff games. Midway through that season he was moved to the offensive side of the ball because of the Vikings' lack of depth on the offensive line.

**COLLEGE:** Habib had a productive senior season as a co-captain for the University of Washington in 1987. He improved on his junior year totals by racking up 70 tackles, two sacks, seven tackles-for-loss, and two fumbles. In 1986 he finished the season with 64 tackles, one sack and three tackles-for-loss, which made him an All-Pac-10 honorable mention selection.

**PERSONAL:** Brian and his wife Shannon make their home in Woodinville, Wash., with their daughter Kaitlin Alexandra (4/30/93). Brian was a four-sport athlete at Ellensburg HS (football, basketball, powerlifting and swimming, in which he was a state record-holder. Brian holds a real estate license and is working toward certification for health and life insurance. His full name is Brian Richard Habib.

### Habib's Professional Record

Year	Club	Games	Starts
1988	– Minnesota	0	0
1989	– Minnesota	16	0
1990	– Minnesota	16	0
1991	– Minnesota	16	8
1992	– Minnesota	16	15
1993	– Denver	16	16
1994	– Denver	16	16
<b>TOTAL</b>		<b>96</b>	<b>55</b>

## 54 BRITT HAGER • Linebacker



**Birthdate** – February 20, 1966  
**Birthplace** – Odessa, Texas  
**Residence** – Austin, Texas  
**How Acquired** – Unrestricted FA, 1995  
**College** – Texas  
**High School** – Permian HS,  
 Odessa, Texas  
**Height** – 6-1  
**Weight** – 225  
**Pro Year** – 7th  
**Year with Broncos** – 1st

Britt Hager comes to the Broncos as a free agent from Philadelphia, where he was a vital cog in their defensive scheme for the past six years. He was also pivotal in the Eagles' special teams success over that period. He saw action in 90 games with Philadelphia, 13 of them in a starting role at middle linebacker. He has 187 career stops as well as 92 career special teams tackles, the most by any Eagle during his six years with the club. He was a teammate of former Eagles' offensive lineman and current Bronco Broderick Thompson. **1994:** Hager played in all 16 games, with five starts, registering 60 tackles (41 solo) and one sack. He also had 13 special teams tackles. He started the season as Philadelphia's fourth linebacker in short yardage situations and recovered a fumble on a key drive against Houston (10/24). He received his first start of the season on 11/20 at Arizona when Byron Evans injured his knee on 11/13 vs. Cleveland. He filled in for Evans against the Browns and had 12 tackles (eight solo) and one pass deflection. He registered 10 tackles (nine solo) and one pass deflection vs. Dallas on 12/4. On 12/11 at Pittsburgh he had 11 stops (six solo) and his second career interception. **1993:** Hager played in 16 games with seven starts, totalling 78 tackles (55 solo), one sack, one interception and 13 special teams tackles. Hager became a regular starter after Byron Evans fractured his right arm on 10/31 vs. Dallas. In his second start of the season on 11/7 at Phoenix (started set on 10/17) he recorded career highs in tackles (15) and solos (13). Two weeks later he had 13 stops and his first career interception (19-yard return) vs. the New York Giants. He also played RLB in overtime at San Francisco (1/3/94) for William Thomas, who had sprained his right knee. **1992:** Hager played in 10 games with 16 tackles (12 solo) and 10 special teams tackles. He played mostly as an extra linebacker in running situations and on special teams. He suffered a herniated disc at Green Bay on 11/15 and was placed on injured reserve on 11/17 and missed the remainder of the season after undergoing surgery. **1991:** Hager played in all 16 games, primarily on special teams. He had 15 tackles (six solo) and 12 special teams tackles. On 11/10 he recovered a Webster Slaughter fourth-quarter fumble on a punt return at the Browns' one-yard line, setting up the game-winning touchdown in the second-greatest comeback in club history. The next week vs. Cincinnati, he made solo stops on 3rd and 4th down from the two-yard line to preserve an Eagle victory. **1990:** Hager played in all 16 games with one start, registering seven stops on the season (three solo). He also led the team with 23 special teams tackles. He played mostly on short-yardage defense vs. various multiple tight end sets. He made his first NFL start vs. the Giants on 11/25 in place of cornerback Eric Allen, as the Eagles opened the game in a 4-4-3 defensive set. He also started the first three preseason games in place of an unsigned Byron Evans at middle linebacker and led the team in tackles for those three games. He played in the Eagles' NFC Wild Card Game vs. Washington (1/5) and had

one assist and one special teams stop. **1989:** As a rookie, Hager played in all 16 games as a contributor on special teams. He led the team with 21 special teams stops and was named Eagles' special teams player of the year. He also had 11 tackles (seven solo) and two fumble recoveries. He saw linebacker duty vs. double-tight end sets. He played in the second half for an injured Seth Joyner (knee) at left linebacker vs. Minnesota (11/19) and recovered a fumble at the Eagles' one-yard line to help preserve a 10-9 win. Over the next two weeks, he saw additional playing time in nickel situations. He played in the Eagles' NFC Divisional Playoff Game at Chicago in the famous "Fog Bowl" and had one special teams tackle. He was the Eagles' third-round draft pick (81st overall) in 1989.

**COLLEGE:** Hager was a two-time first-team All-Southwest Conference choice at Texas. As a senior, Hager was the team MVP, a third-team All-America (AP), and was nominated for the Butkus Award, given annually to the nation's top linebacker. In his final two seasons at UT, he wore jersey number 60, given to the UT linebacker who demonstrates the leadership and character displayed by previous Longhorn greats Tommy Nobis and Johnny Treadwell. As a junior, Hager set the single-season tackle record with 187, a mark he topped as a senior with 195 and five sacks. He ended his career with over 500 stops. He also returned an interception 25 yards for a touchdown versus Oregon State in 1987 as a junior. He was a speech communications major.

**PERSONAL:** Hager and his wife Bridgette reside in Austin, Texas with their sons Bron, Bryce and Brayven. While in Philadelphia, Hager frequently visited schools on behalf of the New Jersey State Police's "Say No To Drugs" campaign. He and Bridgette, along with teammate David Alexander and his wife, co-chaired a fund raising dinner/auction that raised \$100,000 for cystic fibrosis on Nov. 7, 1994. Hager rushed for over 1,00 yards and 17 TDs as a senior fullback and linebacker at Odessa (Texas) Permian HS. He was a prep All-American. He is the second of three sons, Kevin and Parker. His full name is Harley Britt Hager.

#### Hager's Professional Record

Year	Club	Games	TACKLES				INTERCEPTIONS			
			Starts	Tackles	Assists	Total	No.	Yds.	Avg.	TD
1989	- Phila.	16	0	7	4	11	0	0	0.0	0
1990	- Phila.	16	1	3	4	7	0	0	0.0	0
1991	- Phila.	16	0	6	9	15	0	0	0.0	0
1992	- Phila.	10	0	12	4	16	0	0	0.0	0
1993	- Phila.	16	7	55	23	78	1	19	19.0	0
1994	- Phila.	16	5	41	19	60	1	0	0.0	0
<b>TOTAL.....90</b>			<b>13</b>	<b>124</b>	<b>63</b>	<b>187</b>	<b>2</b>	<b>19</b>	<b>9.5</b>	<b>0</b>

**ADDITIONAL STATISTICS:** Recovered two fumbles, 1989; returned one kickoff for two yards, 1990; recovered one fumble, 1991; recovered one fumble, 1994.

**QUARTERBACK SACKS:** 1993 (1); 1994 (1); Total - 2.

#### UNGRACIOUS HOSTS

The Broncos entertain the Arizona Cardinals on November 5th this season for only their fifth-ever meeting. In the previous four games, the Broncos are 3-0-1 against the Cardinals (1-0-1 vs. St. Louis and 2-0 vs. Phoenix). Two of those wins came at Mile High Stadium. The Cardinals are the only team that the Broncos have never lost to in regular or postseason play. In fact, the Cardinals, Green Bay (0-4) and Indianapolis (0-5) are the only three teams that the Broncos have never lost to at Mile High Stadium in regular or postseason play, while Tampa Bay (0-1) is the only team that Denver has never lost to on the road.

## 67 KENNY HALL • Offensive Tackle



**Birthdate** - July 15, 1971  
**Birthplace** - Waukegan, Ill.  
**Residence** - Aurora, Colo.  
**How Acquired** - FA, 1995  
**College** - Fresno State  
**High School** - Garey HS,  
 Pomona, Calif.  
**Height** - 6-3  
**Weight** - 315  
**Pro Year** - 1st  
**Year with Broncos** - 1st

Kenny Hall was a member of the Broncos practice squad for the 1994 season and has shown great strides as he prepares for the 1995 season. **1994:** Hall was originally signed by the Broncos on 4/27/94. He was waived on 8/26, re-signed to the practice squad on 8/30, and then placed on the practice squad/injured list on 9/6. He was re-signed by Denver on 2/28/95.

**COLLEGE:** Hall was a starter at tackle on a Fresno State team that won a share of its second consecutive Western Athletic Conference title in 1993 and a Jeep Eagle Aloha Bowl bid vs. Colorado. He finished his final season at Fresno State with an honorable mention All-WAC honor. Hall suffered a knee injury during his junior year which slowed his progress.

**PERSONAL:** Kenny was a recreation administration major at Fresno State. He is a native of Waukegan, Ill.

## 96 HARALD HASSELBACH • Def. End



**Birthdate** - September 22, 1967  
**Birthplace** - Amsterdam, Holland  
**Residence** - Littleton, Colo.  
**How Acquired** - FA, 1994  
**College** - Washington  
**High School** - South Delta HS,  
 Tsawassen, British Columbia  
**Height** - 6-6  
**Weight** - 280  
**Pro Year** - 2nd  
**Year with Broncos** - 2nd

Harald Hasselbach enters his second NFL season looking to pick up where he left off last year when he made an immediate impact just out of the CFL. He possesses a unique package of size, strength, agility and quickness that has allowed him to move his way further up the Broncos' depth chart on the defensive line. **1994:** Hasselbach turned some heads after spending the previous four seasons with the Calgary Stampeders of the Canadian Football League. He played in all 16 games, including the final nine in a starting role at defensive right tackle. For the season Hasselbach accounted for 66 total tackles (40 solo), two sacks for 13 yards lost, one pass defended and one fumble recovery. He was given his first start against Cleveland (10/30) and responded with five total tackles (2 solo), then posted his best numbers of the season the following week with 10 tackles (3 solo) against the Rams (11/6). Hasselbach went on to start the final nine



games of the season and recorded his first NFL sack against Cincinnati (11/27). His impressive play allowed the team to rest previous starter Dan Williams who was slowed by injury. Hasselbach was an instant hit in training camp, then progressed slowly during the regular season before jumping into the starting lineup. **1990-93:** Hasselbach spent four seasons with the Calgary Stampeders of the CFL, emerging as one of the league's top defensive stars. He posted four-year career totals of 72 tackles and 14 sacks, seven of which came in his final season, 1993.

**COLLEGE:** Hasselbach lettered one season (1989) at the University of Washington as a reserve defensive lineman for a Husky team that defeated Florida 34-7 in the 1989 Freedom Bowl. He made four solo tackles during his senior season (1989), his second consecutive as a backup to All-American and current San Francisco 49ers defensive end Dennis Brown. Hasselbach redshirted in 1985 and spent the next three seasons as a non-letterman squad member with great physical attributes and potential.

**PERSONAL:** A native of Amsterdam, Holland, Hasselbach has also lived in Suriname, Indonesia, Kenya and Canada. He is fluent in Dutch and has also spoken French, German, Japanese, Swahili and Indonesian. His father is a retired agronomist whose job took the family all around the world before settling in British Columbia. Hasselbach grew up playing soccer, cricket, rugby and field hockey as well swimming, and did not begin to play football until his final two years at South Delta High School in Tsawassen, B.C., where he was a two-year letterman offensive and defensive tackle. He was named to the Fraser Valley All-Star team and was an All-British Columbia choice.

#### Hasselbach's Professional Record

Year	Club	Games	Starts	TACKLES			Total
				Tackles	Assists		
1994	Denver	16	9	18	16		34
TOTAL		42	9	39	43		62

## 37 TIM HAUCK • Safety



**Birthdate** – December 20, 1966  
**Birthplace** – Butte, Mont.  
**Residence** – Big Timber, Mont.  
**How Acquired** – Unrestricted FA, 1995  
**College** – Montana  
**High School** – Sweet Grass County HS, Big Timber, Mont.  
**Height** – 5-10  
**Weight** – 187  
**Pro Year** – 6th  
**Year with Broncos** – 1st

Tim Hauck was signed as a free agent from the Green Bay Packers to help strengthen the Broncos secondary. He will be a valuable addition at one of the safety positions with his veteran leadership. He uses his intelligence and knowledge of the game to overcome what he lacks in size. He should also be a major contributor on the Broncos' special teams units. **1994:** Hauck played in 13 games with the Packers, including three starts. He finished the season with 40 tackles (28 solo) and three passes defended. He also had 16 special teams tackles (second on team). In two playoff games he had one solo stop and four special teams tackles, which led the team. The 40 stops during the regular season were 12 more than he had had in his four previous seasons combined. It was also tops among non-starters. In the season

opener vs. Minnesota (9/4), he recorded a career-high four special teams tackles. He got his first NFL start at Philadelphia on 9/18 in place of an injured LeRoy Butler (bruised right shin). He started the next two weeks vs. Tampa Bay (9/25) and at New England (10/2). He had a career-high nine tackles against the Patriots. He sprained the medial collateral ligament in his left knee on 11/20 at Buffalo and was inactive for the next three games. He returned to action on 12/18 vs. Atlanta. He also led the team in interceptions in the preseason with two. **1993:** Hauck played in 13 games, mostly on special teams. He had two tackles (one solo) and he made eight tackles (five solo) on special teams. He suffered a hamstring injury vs. Detroit (11/21) and was inactive for the next three weeks. On 10/31 vs. Chicago he recovered a Craig Heyward fumble in the second quarter of a 17-3 victory. He also saw action in both Packer playoff games at Detroit (NFC Wild Card) and at Dallas (NFC Divisional Playoff). **1992:** Hauck played in all 16 games, primarily on special teams. He had 15 tackles (all solo), three passes defended and one forced fumble. He also had 14 special teams tackles. On 9/27, he forced a Rod Woodson fumble on a punt return to set up the Packers' final touchdown in a 17-3 win vs. Pittsburgh. On 12/13, he had five tackles and two passes defended vs. Houston. Filled in late at free safety for Chuck Cecil in a 28-13 victory over the Rams (11/20). He forced a Cleveland Gary fumble in win over Rams. **1991:** Hauck joined the Packers on the final day of Plan B free agency (April 1), leaving the New England Patriots. He played in all 16 games, finishing with seven tackles (six solo) and was fourth on the team in special teams stops with nine. He also had one fumble recovery at the Jets (11/3). He had a season-high five stops at Minnesota in the season finale on 12/21. **1990:** Hauck played in 10 games with the New England Patriots. He had four tackles (three solo) and seven special teams stops, second-most on the team. He had four tackles (three solo) vs. Buffalo on 10/28. He had been waived by the Patriots on 8/28 after signing with them as an undrafted free agent. He was later re-signed on 10/3.

**COLLEGE:** Hauck was a three-year starter at Montana (1987-89) after beginning his college career at Pacific University in 1985. He sat out the 1986 season as a redshirt after transferring to Montana. He was Big Sky Defensive Player of the Year after unprecedented two consecutive years after walking on at Montana. He was also a Division I-AA first-team All-America selection (AP) on two occasions. He led Montana with a career-high 129 tackles (64 solo), seven interceptions and three blocked kicks as a senior. He was named Big Sky Conference Defensive Player of the Week a school-record five times in his career. He also won the school's Grizzly Golden Helmet Award (given annually to the teams' hardest hitter) in both 1987 and '88. Hauck was also named to the Big Sky All-Academic team in '87 and '88. He has a bachelor's degree in business education.

**PERSONAL:** Hauck attended Sweet Grass County HS in Big Timber, Mont., where his father, Bob was the head coach. He lettered four times in football and three times in basketball and track. He was an All-State selection in football as a quarterback and defensive back. He was also state pole vault champion as a senior. Hauck enjoys fishing, water skiing and snow skiing in his spare time. He has also worked with Big Brothers/Big Sisters of Missoula, Mont. He is single and his full name is Timothy Christian Hauck.

#### Hauck's Professional Record

Year	Club	Games	Starts	TACKLES				INTERCEPTIONS			
				Tackles	Assists	Total		No.	Yds.	Avg.	TD
1990	New Eng.	10	0	3	1	4	0	0	0	0.0	0
1991	G. Bay	16	0	6	1	7	0	0	0	0.0	0
1992	G. Bay	16	0	15	0	15	0	0	0	0.0	0
1993	G. Bay	13	0	1	1	2	0	0	0	0.0	0
1994	G. Bay	13	3	28	12	40	0	0	0	0.0	0
TOTAL		68	3	53	15	68	0	0	0	0.0	0

**ADDITIONAL STATISTICS:** Forced one fumble, 1992; recovered one fumble 1993.

## 21 RANDY HILLIARD • Cornerback



**Birthdate** – February 6, 1967  
**Birthplace** – New Orleans, La.  
**Residence** – New Orleans, La.  
**How Acquired** – Unrestricted FA, 1994  
**College** – Northwestern Louisiana  
**High School** – East Jefferson HS,  
 Metairie, La.  
**Height** – 5-11  
**Weight** – 170  
**Pro Year** – 6th  
**Year with Broncos** – 2nd

Randy Hilliard returns to the Denver secondary in 1995 after contributing in nickel situations and as a part-time starter at both cornerback positions in last year. **1994:** Hilliard joined the Broncos as an unrestricted free agent in the offseason after four years with the Cleveland Browns. He used the momentum of an outstanding preseason to move up the depth chart and play in 15 games, making four starts. He finished the season with 51 tackles (46 solo), tied for the team lead in interceptions with two (for eight yards in returns), had 14 passes defended and forced two fumbles. Hilliard made his first start at Seattle (10/9) in place of injured right cornerback Ray Crockett and responded with five tackles (4 solo), two passes defended and his first interception of the year, which he returned for eight yards. He posted his best tackle numbers of the season in a start the following week against Kansas City (10/17) in a Monday Night game, recording 14 total (11 solo). Hilliard missed the Cleveland contest (10/30) with an injured hamstring but returned to start the next two games on the left side in place of Ben Smith, at the L.A. Rams (11/6) and against Seattle (11/13). He recorded his second interception of the season and had three passes defended in the Rams game, and followed that with a 10-solo tackle performance against Seattle. **1993:** Hilliard played in 12 games for the Browns and started five, recording 41 total tackles, including 26 solo and 15 assists. Hilliard knocked down 10 passes, fourth-best among Cleveland defenders, and had one interception that he returned 54 yards. He was a valuable special teams performer, in addition to his defensive backfield duties. **1992:** He had 27 tackles, seven passes defended, forced one fumble and recovered another for the Browns, as he played in every game and started four. Hilliard started in the six-DB alignment vs. Houston (12/20) and recorded six stops, including an 11-yard quarterback sack, forced a fumble which he also recovered. **1991:** He started 10 of 14 games and recorded 59 tackles, with two sacks, nine passes defended, one interception, and a fumble recovery. Hilliard started at right cornerback for the final six games. He posted his first career interception to thwart a Patriots' drive in a Cleveland win over New England. **1990:** His rookie season was spent mostly on special teams, making five tackles on kick coverage and two more in the Cleveland secondary. Hilliard was the Browns' sixth round selection in the 1990 draft.

**COLLEGE:** Hilliard returned three of his 10 career interceptions for touchdowns, earning first-team All-Southland Conference and second-team All-American honors as a senior at Northwestern Louisiana. He was honorable mention All-Conference as a junior and second-team All-Southland as a sophomore. His longest touchdown run was on a 73-yard interception return as a freshman.

**PERSONAL:** Randy is married (Lynette), and they make their home in New Orleans, La. A native of Metairie, La., he was a three-time all-district choice at East Jefferson HS in Metairie, where he won

MVP honors as a senior. Randy also lettered in track as a prep athlete. A journalism major at Northwestern Louisiana, Randy hopes to get into broadcasting after his playing career.

### Hilliard's Professional Record

Year	Club	Games	Starts	TACKLES			Total	INTERCEPTIONS			
				Tackles	Assists			No.	Yds.	Avg.	TD
1990	Cleveland	15	0	2	0		2	0	0	0.0	0
1991	Cleveland	14	10	44	15		59	1	19	19.0	0
1992	Cleveland	16	4	14	13		27	0	0	0.0	0
1993	Cleveland	12	5	26	15		41	1	54	54.0	0
1994	Denver	15	4	46	5		51	2	8	4.0	0
<b>TOTAL</b>		<b>72</b>	<b>23</b>	<b>132</b>	<b>48</b>		<b>180</b>	<b>4</b>	<b>81</b>	<b>20.3</b>	<b>0</b>

**ADDITIONAL STATISTICS:** Forced one fumble, recovered one fumble, 1991; forced one fumble, recovered one fumble, 1992; forced two fumbles, 1994.

**QUARTERBACK SACKS:** 1991 (2); 1992 (1). Total: 3.

## 35 JOHN IVLOW • Running Back



**Birthdate** – January 26, 1970  
**Birthplace** – Joliet, Ill.  
**Residence** – Englewood, Colo.  
**How Acquired** – FA, 1995  
**College** – Colorado State  
**High School** – Plainfield HS,  
 Joliet, Ill.  
**Height** – 5-10  
**Weight** – 210  
**Pro Year** – 3rd  
**Year with Broncos** – 1st

John Ivlow spent time on the San Francisco 49ers' practice squad in both 1993 and 1994, where he worked with many of his current teammates and coaches. He had originally signed with the Chicago Bears as a rookie free agent in 1993, but was waived during training camp.

**COLLEGE:** Ivlow played two seasons at Colorado State after transferring from Northwestern, where he spent his first two collegiate seasons. As a senior at CSU, Ivlow rushed for 790 yards and seven touchdowns, including three in one game against Idaho. He played in nine games as a junior. Ivlow played linebacker as a freshman and sophomore at Northwestern, posting 48 tackles in two seasons.

**PERSONAL:** Ivlow, a native of Joliet, Ill., attended Plainfield HS in Joliet. John and his wife, Kristin, reside in Englewood, Colo. His full name is John David Ivlow.

### LONG DROUGHT

The Broncos and the New England Patriots will meet on October 8, 1995, their first meeting in four years. However, the Broncos' longest current drought between meetings with any NFL opponent is with the Miami Dolphins, whom they have not played in a regular season game since September 29, 1985. In fact, they have only played the Dolphins twice in the last 20 years.

## 50 RAY JACOBS • Defensive End



**Birthdate** – August 18, 1972  
**Birthplace** – Hampstead, N.C.  
**Residence** – Littleton, Colo.  
**How Acquired** – FA, 1994  
**College** – North Carolina  
**High School** – Topsail HS, Hampstead, N.C.  
**Height** – 6-2  
**Weight** – 244  
**Pro Year** – 2nd  
**Year with Broncos** – 2nd

Ray Jacobs proved to be a valuable member of the Broncos linebacking corps and special teams as a rookie last year, and looks to parlay that experience into increased playing time in 1995. Jacobs was recognized for his outstanding play by being named the Broncos' special teams MVP last year. **1994:** Jacobs played in all 16 games as a member of the special teams unit, finishing the year with six special teams tackles (3 solo), according to unofficial press box statistics. He registered two stops, both very hard hits, in the Broncos' 16-9 win at Seattle (10/9).

**COLLEGE:** Jacobs was a four-year letterman and one-year starter at North Carolina, where he played both inside and outside linebacker before settling into the starting rush outside linebacker position his senior year. Jacobs finished his career with 169 total tackles and 6.5 sacks, accounting for 60 of the tackles and 3.5 of the sacks during his outstanding senior campaign.

**PERSONAL:** A native of Hampstead, N.C., Jacobs played fullback, tailback, linebacker and defensive end at Topsail High School, where he rushed for 600 yards and made 100 tackles as a senior. He was a two-time all-conference selection who was picked to the East-West All-Star Game and the Shrine Bowl as a senior, the only 1A player to be selected to the latter. He is the first player from Topsail to earn a football scholarship to a major college program. Jacobs also lettered three years each in basketball and track, setting school records in the 100 and 200 meters and the 300m intermediate and high hurdles. He is single and resides in Littleton, Colo. His full name is Ray Anthony Jacobs.

### Jacobs' Professional Record

Year	Club	Games	TACKLES				INTERCEPTIONS			
			Starts	Tackles	Assists	Total	No.	Yds.	Avg.	TD
1994	– Denver	0	0	0	0	0	0	0	0.0	0
<b>TOTAL</b>		<b>0</b>	<b>0</b>	<b>0</b>	<b>0</b>	<b>0</b>	<b>0</b>	<b>0</b>	<b>0.0</b>	<b>0</b>

### MILE HIGH ADVANTAGE

The Broncos have not lost a playoff game at home in 11 years, dating back to a 24-17 defeat at the hands of the Pittsburgh Steelers in an AFC Divisional Playoff Game on December 30, 1984. Since then, they have won their last six home playoff games. Overall they are 8-1 in home playoff games.

## 82 VANCE JOHNSON • Wide Receiver



**Birthdate** – March 13, 1963  
**Birthplace** – Trenton, N.J.  
**Residence** – Fort Collins, Colo.  
**How Acquired** – FA, 1995  
**College** – Arizona  
**High School** – Cholla HS, Tucson, Ariz.  
**Height** – 5-11  
**Weight** – 185  
**Pro Year** – 10th  
**Year with Broncos** – 10th

Vance Johnson, one of Denver's all-time most prolific wide receivers, returns to the Broncos for his 10th NFL season after spending last season away from the game. Johnson ranks second on the Broncos career receptions list (403) and fourth on the career receiving yardage list (5,525), and has been on the receiving end of more John Elway touchdown passes in his career than any other receiver (35). His 37 total career touchdowns are tied for the eighth-most all-time by a Broncos player, and he is tied for the longest streak of consecutive games with a touchdown by a Bronco (6 in 1987). **1994:** Johnson was signed as an unrestricted free agent by the San Diego Chargers March 18, 1994, but was later waived by the club prior to the start of the '94 season. **1993:** Johnson began the year in the Broncos camp, but was then traded to Minnesota, who released him just prior to the season-opener. He re-signed with Denver just prior to game two against the Chargers and went on to play in 10 games, making eight starts. Johnson finished the year with 36 receptions for 517 yards (14.4 average) and five touchdowns (second-most among receivers). He caught two passes for 57 yards against San Diego, including a 46-yarder that set up Rod Bernstine's one-yard touchdown run. He made his first start of the season vs. Indianapolis (10/3) and made two catches for 43 yards, then followed up with a career-best 10 receptions for 148 yards and one touchdown at Green Bay (10/10). Johnson's season was cut short, however, when he dislocated his ankle and missed the final five games and one postseason contest. **1992:** Johnson finished the season fifth on the Broncos with 24 catches for 294 yards and two touchdowns. He was on the "reserve-injured" list for the first four games of the year after tearing a pectoral muscle in training camp, and then later missed the game against Seattle (12/20) because of a strained hamstring. His first catch of the year was a game-winning, 12-yard touchdown reception with 38 seconds left in the contest versus Kansas City (10/4). **1991:** Johnson rebounded from a slow start to lead the team in receptions over the final month of the season. He closed out the regular season with 21 catches for 208 yards and three touchdowns, and ranked seventh in the AFC with a 7.3-yard average on 24 punt returns. Johnson spent the first four weeks of the season on injured reserve after suffering a preseason knee injury, and was then on the Broncos' inactive list for games six and seven. He had just four receptions through the first 11 weeks of the year, then made 16 catches in the final four regular season games. Johnson was the Broncos' postseason reception leader as well, catching 10 passes for 178 yards and a touchdown in two games, while also returning three punts for 36 yards. Against Houston in a divisional playoff game (1/4) he caught five passes for 78 yards, and two of those receptions were pivotal to the outcome of the game. Johnson was on the receiving end of a 10-yard pass from John Elway for the Broncos' first points of the day. Denver's winning field-goal was set up by a pass from Elway to Johnson that gained 44 yards on fourth-and-10 from the Broncos' 35. In the AFC



Championship game at Buffalo (Jan. 12) Johnson caught seven passes for 100 yards to lead all receivers. **1990:** Johnson finished second on the team with 54 receptions for 747 yards and three touchdowns, and also returned 11 punts for an 8.4-yard average and six kickoffs for 126 yards. He tied his single-game high with nine receptions versus Seattle (9/23), the Broncos' top mark of 1990. He also led the team with a 150-yard performance versus Kansas City (9/17), including a fourth-down, 49-yard pass from Elway that helped set up a game-winning field goal. **1989:** Johnson had an outstanding season and became the first Bronco to catch more than 70 passes since Lionel Taylor in 1965. He set career highs with 76 catches for 1,095 yards and seven touchdowns. His reception total ranked tied for fourth in the AFC and ninth in the NFL, while his yardage total ranked ninth in the conference and 12th in the league. Johnson accounted for six of Denver's top eight receiving days in 1989 and had five or more receptions in eight games, with nine against Philadelphia (10/29) and Phoenix (12/16). He was on the receiving end of six of the team's 15 longest pass plays, including receptions of 68 and 69 yards. He had six receptions for a career-high 154 yards and two touchdowns against Seattle (11/26), all coming in the first half. That game marked his third 100-yard effort of the season and his first two-TD game ever. Johnson caught nine passes for 148 yards and a score against Philadelphia (10/29) and five for 145 yards and a score at Cleveland (10/1). He was Denver's primary punt returner in the last half of '89 and closed out the campaign with 12 returns for a team-high 9.8-yard average. He led all Denver receivers in postseason play with 12 catches for 197 yards and a TD and returned seven punts for a 7.6-yard average. Against Pittsburgh in the divisional playoff (1/7) he registered three receptions for 85 yards and a TD, then caught seven passes for 91 yards in the AFC Championship Game versus Cleveland (1/14). He caught two passes for 21 yards in the Super Bowl XXIV (1/28) against San Francisco. **1988:** Johnson led the team with 68 catches (6th AFC, tied 15th NFL), the eighth-highest single-season total in Broncos history to that point, and gained 896 yards (9th AFC, 20th NFL). He combined with Elway for an 86-yard pass play against the Raiders (9/26), tying the team record for longest non-scoring completion. He was the only Bronco that season to record a catch in every game, and gained 50 or more yards receiving in nine of his 16 games. **1987:** Johnson had an outstanding campaign despite missing most of two regular season games with a dislocated shoulder suffered early in a Dec. 6 contest versus New England. He led the team with 684 yards on 42 catches and scored seven touchdowns to tie for the team lead. Johnson had a 115-yard performance against the Raiders (11/22) and tied the team record by scoring a receiving touchdown in six straight games. In a divisional playoff game versus Houston (1/10) he caught four passes for 105 yards before being sidelined with a groin injury that kept him out of the AFC Championship Game, but healed in time for him to return for Super Bowl XXII. **1986:** Johnson turned in a tremendous performance in the 1986 postseason, completing a comeback from an early-season knee injury. After a dazzling exhibition in the final preseason game versus the L.A. Rams in which he caught 11 passes for 195 yards and a score he injured his knee in the season-opener, leading to arthroscopic surgery. He spent four weeks on injured reserve, but still finished the regular season with 31 receptions for 363 yards and two touchdowns, rushed five times for 15 yards, and returned three punts and two kickoffs. He led the team in the postseason with 12 catches for 235 yards and two TDs. In the divisional playoff game versus New England (1/4) he caught four passes for 89 yards and scored on a 48-yard pass from John Elway. His three-catch performance in the AFC Championship Game at Cleveland (1/11) led to a five-catch, 121-yard performance in Super Bowl XXI that topped all receivers, and included a 47-yard TD pass from Elway. **1985:** Johnson made the conversion from running back to wide receiver and set new Bronco rookie records for receptions (51) and reception yardage (721). He also led the team in punt and kickoff returns, and his 1,757 all-

purpose yards were tops among all NFL rookies. Although he did not become a full-time starter until Week 10, Johnson's receiving totals placed second on the team. He registered Denver's high-yardage mark that year with 116 yards on six catches versus Kansas City (12/14) and recorded three of the top six yardage marks for the team, including 96 yards at Atlanta (9/22) and 92 yards versus San Francisco (11/11). He scored three touchdowns, the longest of which was a 63-yard catch and run against the Falcons. Johnson was Denver's first pick in the second round and the 31st player chosen overall in the 1985 NFL Draft.

**COLLEGE:** Johnson was the University of Arizona's key player at tailback in his four years with the Wildcats, finishing fourth in school history in all-purpose yards (3,442), fifth in scoring (168 points), and sixth in receptions (78). He closed out his college career with appearances in the Senior Bowl and the East-West Shrine Game where he caught seven passes and threw a touchdown pass. As a junior, Vance led the Pac-10 in touchdowns with 13, 10 of which came on the ground. He was a 1982 All-Pac-10 selection and led the team that season in rushing (433 yards) and kickoff returns (27.2 average). He set several Arizona freshman records and was named to Blue Chip Magazine's second-team Freshman All-America squad. A great track athlete as well, Vance won the 1982 NCAA long jump championship with a leap of 26'-11 1/2" and captured the '84 Pac-10 long jump title, finishing second in the NCAA. He was an alternate in the long jump on the '84 Olympic team, missing the team by one inch. He was chosen to compete with the American Olympic team in the spring of '85 in Monaco, France, but decided to pass up the opportunity to concentrate on his football career. Johnson majored in commercial art.

**PERSONAL:** Vance and his wife Holly reside in Fort Collins where he is host of a sports talk show on a local radio station. He and Holly are the parents of a daughter, Paris (3/12/92). He has two sons, Vaughn (10/21/87) and Vincent (4/18/89). An accomplished artist, specializing in acrylic fine art, Johnson had seven showing of his work at Denver's Gallery One during the 1987 offseason. He was raised in Tucson, Ariz., where he lettered twice in football and four times in track at Cholla High School. He scored 22 touchdowns as a senior and had a 9.1-yard rushing average while gaining 1,382 yards. Johnson set school records in the long jump, high jump, 100- and 220-yard dashes, and was Arizona's long jump champion in 1980. He was an all-state selection in 1984. Vance Edward Johnson was born March 13, 1963 in Trenton, N.J.

### Johnson's Professional Record

		RECEIVING							RUSHING			
Year	Club	Games	Starts	No.	Yds.	Avg.	TD	Att.	Yds.	Avg.	TD	
1985	- Denver	16	7	51	721	14.1	3	10	36	3.6	0	
1986	- Denver	12	7	31	363	11.7	2	5	15	3.0	0	
1987	- Denver	11	9	42	884	18.3	7	1	-8	-8.0	0	
1988	- Denver	16	13	88	898	13.2	5	1	1	1.0	0	
1989	- Denver	16	16	76	1095	14.4	7	0	0	0.0	0	
1990	- Denver	16	13	54	747	13.8	3	0	0	0.0	0	
1991	- Denver	10	0	21	208	9.9	3	0	0	0.0	0	
1992	- Denver	11	6	24	294	12.3	2	0	0	0.0	0	
1993	- Denver	10	8	36	517	14.4	5	0	0	0.0	0	
1994												
DID NOT PLAY												
TOTAL		118	79	403	5525	13.7	37	17	44	2.6	0	
Postseason		10	6	38	715	18.8	5					

### KICKOFF RETURNS

KICKOFF RETURNS					PUNT RETURNS				
Year	Club	No.	Yds.	Avg.	TD	No.	Yds.	Avg.	TD
1985	— Denver	30	740	24.7	0	30	280	8.7	0
1986	— Denver	2	21	10.5	0	3	38	12.0	0
1987	— Denver	7	140	20.0	0	1	9	9.0	0
1988	— Denver	0	0	0.0	0	0	0	0.0	0
1989	— Denver	0	0	0.0	0	12	118	9.8	0
1990	— Denver	8	126	21.0	0	11	92	8.4	0
1991	— Denver	0	0	0.0	0	24	174	7.3	0
1992	— Denver	0	0	0.0	0	0	0	0.0	0
1993	— Denver	0	0	0.0	0	0	0	0.0	0
TOTAL		45	1207	22.8	0	81	889	8.5	0

### SINGLE-GAME HIGHS

(Postseason in parenthesis)

**Most receptions** – 10 at Green Bay, 10/10/93 (7 at Buffalo, 1/12/92 and 7 vs. Cleveland, 1/14/90). **Most reception yards** – 154 vs. Seattle, 11/26/89 (121 vs. N.Y. Giants, 1/25/87). **Longest reception** – 86 yards from Elway vs. L.A. Raiders, 9/26/88 (55 yards from Elway vs. Houston, 1/10/88). **Most touchdowns** – 2 vs. Seattle, 11/26/89 (1, three times).

**ADDITIONAL STATISTICS:** Fumbled five times, recovered two fumble, 1985; fumbled once and passed once, incomplete, 1986; fumbled once and passed once, incomplete, 1987; fumbled once, 1990; fumbled once, 1992.

## 53 DANTE JONES • Linebacker



**Birthdate** – March 23, 1965  
**Birthplace** – Dallas, Texas  
**Residence** – Liberty, Ill.  
**How Acquired** – FA, 1995  
**College** – Oklahoma  
**High School** – Skyline HS  
 Dallas, Texas  
**Height** – 6-2  
**Weight** – 235  
**Pro Year** – 8th  
**Year with Broncos** – 1st

Danté Jones comes to the Broncos as a free agent from the Chicago Bears, where he was the starter at middle linebacker in 1994 and the backup to Mike Singletary for most of his career. In seven seasons, Jones has played in 87 regular season games with 29 starts, and in seven playoff games with two starts. He has 407 career tackles (247 solo), including 108 (68 solo) in 15 games (11 starts) in 1994, the most tackles by a Bears defender. He also had nine tackles (six solo) in the Bears' two playoff games. **1994:** Jones started in 11 of the 15 games he played in the regular season, and started both of the Bears' playoff games. He led the team in tackles for the second straight season with 108 (68 solo), and also had two fumble recoveries and five pass breakups. Jones also had nine stops in two playoff games. He was a major contributor on a defense that ranked fifth in the NFL against the pass (192.9 yards per game). He had 10 tackles against Tampa Bay (9/4) and at Philadelphia (9/12) before shoulder and groin injuries suffered in the fourth quarter against the Eagles limited his playing time over the next four weeks. He was inactive on 10/2 vs. Buffalo. He returned to the starting lineup at Detroit (10/23) and led the team with 13 tackles (11 solo) and one fumble recovery, then followed that performance with a season-high 14 tackles vs. Green Bay (10/31). He led the team at Miami (11/13) with 11 stops (nine solo), one fumble recovery and one pass defended. He did not start at Minnesota (12/1) as the Bears opened the game in a nickel package. Jones had 10 stops at Green Bay (12/11) and did not start vs. the Rams (12/18), playing only on special teams because of a chest injury. He had four stops (two solo) in the Bears' 35-18 NFC Wild Card Game victory at Minnesota (1/1/95). He followed that with seven stops (four solo) at San Francisco in an NFC Divisional Playoff Game (1/7/95). He was released by Chicago on March 7. **1993:** Jones set a Bears record for most tackles in a season with 189 (117 solo) as he started all 16 games for the first time in his career. He also tied for the team lead with four interceptions for 52 return yards,

becoming the first Bears' linebacker since Ross Burpacher in 1976 to lead the team in that category. No Bears middle linebacker had picked off that many passes since Dick Butkus had four interceptions in 1971. He also finished second in pass defenses with 11 and led the team in tackles on nine different occasions, contributing at least 10 tackles in 13 different games. He had 15 stops (10 solo) in the season opener vs. the Giants (9/5). He had three passes defended and a career-high two interceptions vs. Tampa Bay (9/26). Jones had 15 stops, a sack and a fumble recovery at Philadelphia (10/10). He logged 64 tackles in a four-game stretch from 10/10-11/7, including a career-high 18 stops at the Raiders on 11/7. He was awarded the game ball at San Diego (11/14) for registering 14 tackles (12 solo). Jones had a 22-yard interception, 12 tackles (10 solo) on Thanksgiving Day at Detroit (11/25). He was voted the NFC Defensive Player of the Week vs. Green Bay (12/5) for his 11-tackle (six solo), one-interception, one-fumble recovery performance in a 30-17 victory. He returned his interception six yards before laterally to CB Jeremy Lincoln who ran 80 yards for a touchdown. Jones returned the fumble 32 yards for his first professional touchdown. He also led the team in tackles in the final three games of the season (12/18 vs. Denver, 12/26 at Detroit and 1/2/94 at the Rams), including a 14-tackle performance against the Rams. **1992:** Jones played in the first 13 games of the season before injuring his right hamstring at Houston (12/7) and being placed on injured reserve (12/11). He finished the season with 29 tackles and 10 special teams stops, the second-highest total on the team. He had five tackles (four solo) at Green Bay (10/25) and seven tackles vs. Minnesota the following week. **1991:** Jones played in all 16 games, registering 28 stops (16 solo) and one forced fumble. He had a season-high nine tackles (six solo) vs. the Giants (9/15), preventing a touchdown with a goal-line stop of future Hall of Famer Otis Anderson. He also had six stops (four solo), and one forced fumble at Buffalo (9/29). He had four solo tackles the following week at Washington (10/6). In an NFC Wild Card Game vs. Dallas (12/29), Jones had a career playoff-high eight stops. **1990:** Jones played in only two games after injuring his knee in a preseason practice (8/27) and being placed on injured reserve (9/4). He finished the year with nine tackles (six solo), one forced fumble and two sacks. He was activated on 12/29 following the game at Detroit when Ron Rivera, John Roper and Ron Cox were all injured. He had four tackles and a 14-yard sack vs. Tampa Bay (12/23) and another sack for minus seven yards the next week at Kansas City (12/29). Jones recovered a blocked field goal on 1/6/91 vs. New Orleans in a 16-6 NFC Wild Card Playoff victory. He also contributed two tackles on special teams. **1989:** Jones played in 10 games, including one start, and registered 28 tackles (14 solo). He started at right outside linebacker in the season opener vs. Cincinnati, recording six tackles. He injured his hamstring at Detroit (9/24) and was placed on injured reserve (9/27). Jones returned to action at Pittsburgh (11/12) and contributed primarily on special teams for the rest of the season. He did replace an injured Mike Singletary in the season finale at San Francisco (12/24) and finished with 14 tackles (nine solo). **1988:** Jones played in 15 games in his rookie season, including the first start of his career vs. Dallas (10/16) at right outside linebacker for an injured Ron Morrissey. He had 10 tackles (six solo) before spraining his ankle in the fourth quarter. He did not play the following week at Minnesota (12/19). Jones played on special teams in the Bears' two playoff games, including the NFC Championship Game vs. San Francisco (1/18/89). He had 16 tackles (10 solo) on the season. He was a second-round pick (51st overall) by Chicago in 1988.

**COLLEGE:** Jones was a four-year letterman at Oklahoma, where he was teammates with former Broncos running back Steve Sewell and current Dallas Cowboys quarterback Troy Aikman. The Sooners were 42-6-1 while he was there, playing in four consecutive Orange Bowls. He was the Big-8 Defensive Player of the Year and a



consensus All-American in 1987, finishing with 118 tackles on a unit that allowed only 82 points in 11 games. In 1986, he played on a defense that was ranked No. 1 in the country in total defense. They set school records for yards per play (2.8), yards per game (169.6) rushing yards per play (1.6) and rushing yards per game (60.7). He was also the Defensive Player of the Game in the 1987 Orange Bowl vs. Arkansas, filling in for a suspended Brian Bosworth. He finished the game with nine solo tackles, one interception and one pass defended. In 1985, the Sooners were the consensus national champions, and Jones filled in for injured starter Paul Miglizzo in the second half of the 1986 Orange Bowl and finished with seven solo tackles, as the Sooners beat Penn State 25-10. He had 71 tackles and four sacks on the season. Jones received a degree in political science from OU.

**PERSONAL:** Jones attended Dallas' Skyline HS, where he was an all-state linebacker. He enjoys writing songs in his spare time, and has also started his own business, Pro Sports Placement, which sets up appearances for players and organizes special events for charities. His full name is Danté Delaneo Jones. He and his wife Pamela have a son, Jamarcus, and they currently reside in Liberty, Ill.

### Jones' Professional Record

Year	Club	Games	Starts	TACKLES			Total Sacks	INTERCEPTIONS		
				Tackles	Assists			No.	Yds.	Avg.
1988	- Chicago	15	1	10	6	16	0.0	0	0	0.0
1989	- Chicago	10	1	14	14	28	0.0	0	0	0.0
1990	- Chicago	2	0	6	3	9	2.0	0	0	0.0
1991	- Chicago	16	0	16	12	28	0.0	0	0	0.0
1992	- Chicago	13	0	16	13	29	0.0	0	0	0.0
1993	- Chicago	16	16	117	72	189	1.0	4	52	13.0
1994	- Chicago	15	11	69	39	108	0.0	0	0	0.0
<b>TOTAL</b>		<b>87</b>	<b>29</b>	<b>247</b>	<b>160</b>	<b>407</b>	<b>3.0</b>	<b>4</b>	<b>52</b>	<b>13.0</b>

### Jones' Playoff Record

Year	Club	Games	Starts	TACKLES			Total Sacks	INTERCEPTIONS		
				Tackles	Assists			No.	Yds.	Avg.
1988	- Chicago	2	0	0	0	0	0.0	0	0	0.0
1990	- Chicago	2	0	0	0	0	0.0	0	0	0.0
1991	- Chicago	1	0	2	6	8	0.0	0	0	0.0
1994	- Chicago	2	2	6	3	9	0.0	0	0	0.0
<b>TOTAL</b>		<b>7</b>	<b>2</b>	<b>8</b>	<b>9</b>	<b>17</b>	<b>0.0</b>	<b>0</b>	<b>0</b>	<b>0.0</b>

**ADDITIONAL STATISTICS:** One forced fumble, 1990; one forced fumble, 1991; made four interceptions (52 return yards), 11 passes defended, two fumble recoveries (one returned 32 yards for a touchdown) and one forced fumble, 1993; five passes defended and two fumble recoveries, 1994.

### SINGLE-GAME HIGHS

**Tackles** - 18 vs. Raiders (11/17/93). **Interceptions** - 2 vs. Tampa Bay (9/26/93). **Solos** - 12 at San Diego (11/14/93). **Long interception return** - 22 at Detroit (11/25/93, TD). **Passes defended** - 3 vs. Tampa Bay (9/26/93)

### STARTING FAST

The Broncos start the 1995 season at home against the Buffalo Bills. Denver has a 21-13-1 record in season-openers. They are 16-5-1 in openers at home and 5-8 in openers on the road. They have won three of their last four season-openers on the road.

## 93 JAMES JONES • Defensive Tackle



**Birthdate** - February 6, 1969  
**Birthplace** - Davenport, Iowa  
**Residence** - Bettendorf, Iowa  
**How Acquired** - FA, 1995  
**College** - Northern Iowa  
**High School** - Central (Davenport) HS  
 Davenport, Iowa  
**Height** - 6-2  
**Weight** - 290  
**Pro Year** - 5th  
**Year with Broncos** - 1st

James Jones comes to the Broncos as a free agent from the Cleveland Browns, along with his former Browns linemate Michael Dean Perry. He is expected to step in and be a force on the revamped Bronco defensive line. Jones is a very athletic player who uses his quickness to beat blockers. He has been a mainstay on the Browns' defensive line for the past four seasons, starting in 49 of his 64 career games played. He has 178 career tackles (117 solo), 12 1/2 career sacks, six fumble recoveries, three forced fumbles and one interception. He has also scored 20 points in his career on a rushing touchdown, a receiving touchdown, his lone interception and a safety. On many occasions he worked out of the Browns' backfield as a lead blocker. **1994:** Jones played in all 16 games with five starts. He had 43 tackles (30 solo), three sacks, two forced and two recovered fumbles and one pass defended. He started at right defensive tackle vs. Pittsburgh on 9/11 and recorded seven tackles (six solo). Had a key block on Earnest Byner's one-yard TD run vs. the Jets (10/2) in a 27-7 win. He had his first sack of the year in an 11-8 win at Houston (10/13). He had three stops and four quarterback pressures in a 37-13 win vs. Cincinnati (10/23). He had four stops and forced a Leonard Russell fumble at Denver (10/30). He had five tackles, one sack, one rush for no yards and one reception for one yard vs. New England (11/6). He forced a fumble as he sacked Billy Joe Tolliver in 34-10 win over Houston (11/27). He started at left defensive tackle at Dallas on 12/10 and had five stops. He also played as a blocking back in Cleveland's "Jumbo" formation. Jones started for and injured Bill Johnson at left defensive tackle at Pittsburgh (12/18) and recorded five tackles. He recovered a Dan McGwire fumble in a 35-9 win vs. Seattle in the regular season finale (12/24). He had two stops in an AFC Wild Card Game vs. New England (1/1/95) and four tackles in an AFC Divisional Playoff Game at Pittsburgh. (1/7/95). **1993:** Jones played in all 16 games with 12 starts. He registered 39 tackles (22 solo) and a career-high 5.5 sacks for 41 1/2 yards lost. He also scored a rushing touchdown and played on the kickoff return team. He had three tackles and 1 1/2 sacks in the season opener vs. Cincinnati (9/3). He scored his third career touchdown on a one-yard run in front of a Monday Night Football audience in Cleveland's 23-13 win over San Francisco. He recorded three tackles and one sack of Dan Marino (10/10). He had two tackles and one sack at Cincinnati on 10/17 and had five tackles and one sack vs. New Orleans (12/5). Jones had three more tackles and another sack on at the Rams (12/26). **1992:** Jones played and started in all 16 games, recording 45 tackles (31 solo), four sacks for 46 yards lost, and one forced and one recovered fumble. He had three tackles and one sack against Todd Marinovich at the Raiders (9/20). He had his most productive game of the season at Cincinnati (11/1) with five solo stops, one assist and a fumble recovery. He was the lead blocker on Kevin Mack's one-yard TD plunge in the fourth quarter to seal a 27-14 win vs. Chicago (11/29). On 12/6



vs. Cincinnati he had two tackles and one sack of David Klinger, forcing a fumble that was recovered by Mike Johnson for a touchdown. Jones caught a one-yard touchdown pass from Bernie Kosar vs. Houston (12/20) and also had two stops and one sack against the Oilers. He had four tackles and one sack in the season finale at Pittsburgh (12/27). **1991:** Jones played in and started all 16 games, finishing the year with 51 tackles (34 solo), one sack, three fumble recoveries, one interception, one pass defended and one safety (9/15 vs. Cincinnati). His efforts earned him All-Rookie Team honors from *College and Pro Football Newsweekly* and the Wooster Browns' Backers' Unsung Hero Award. Jones was credited with three tackles (one solo) and a 15-yard fumble return vs. the Jets (10/6). He tied a team record with two fumble recoveries and added four tackles vs. Kansas City (11/24). He recorded his first NFL interception and returned it 20 yards for a score in a 31-0 victory at Indianapolis. (12/1). He also recorded one sack against the Broncos on 12/8. He was a third-round pick (57th overall) by the Browns.

**COLLEGE:** Jones played every position on the defensive line at Northern Iowa, as well as starting 11 games at inside linebacker. As a junior and a senior he earned first-team All-America honors from the Poor Man's Guide to the NFL Draft and was also an All-Gateway Conference first-team choice. He finished with 65 tackles (40 solo), four sacks and eight stops for 15 yards in losses as a senior. He also recovered a fumble and caused three others. Jones was also used as a fullback and lead blocker in goal-line situations and scored a touchdown against Illinois State. As a junior, he started every game at defensive end, finishing second on the team with 70 tackles (46 solo), six sacks and seven stops for 17 yards in losses. He also recovered one fumble and caused three others. He was a Gateway Conference honorable mention selection as a defensive end as a sophomore, registering 59 tackles (18 solo) with six sacks and 10 tackles for losses of 62 yards, plus three fumble recoveries. As a freshman he had 33 tackles (12 solo) with four sacks and three fumble recoveries. He majored in science at Northern Iowa.

**PERSONAL:** Jones was a two-time all-conference selection during his two year football career at Central (Davenport, Iowa) HS. With the Browns, James was very active in the community. He was named the 1993 "Edge NFL Man of the Year" for his community involvement. He designated the United Negro Fund as recipient of the \$1,000 donation he received with his award. He received the 1993 Cleveland Touchdown Club's Humanitarian Award. Among the causes James has donated time to are: The Cleveland Food Drive for the hungry, youth talks at local YMCA's about the importance of staying in school, Western, Pa. "Make-A-Wish", Cleveland cops, Kids & Christmas Function, Multiple Sclerosis Walk, Swim for Diabetes, Anti-Drug and Alcohol Awareness talks, Celebrity Waiter for the American Lung Association, Concern II (cancer research) and hospital visitation programs. He also participated in the Cleveland Plain Dealer spelling bee in the spring of 1994 and '93 with then-teammate Tommy Vardell. Jones enjoys playing baseball and videos games in his spare time. He is the co-owner of Jones' Tire Service in his hometown of Davenport, Iowa. He once attempted a boxing career for one week before realizing it was more fun to hit people than to get hit. He is married and his wife's name is Son-Ja. His full name is James Alfie Jones.

#### Jones' Professional Record

Year	Club	Games	TACKLES				INTERCEPTIONS			
			Starts	Tackles	Assists	Total	No.	Yds.	Avg.	TD
1991 - Cleveland	16	16	34	17	51	1	20	20.0	120	
1992 - Cleveland	16	16	31	14	45	0	0	0.0	0	
1993 - Cleveland	16	12	22	17	39	0	0	0.0	0	
1994 - Cleveland	16	5	30	13	43	0	0	0.0	0	
<b>TOTAL</b>	<b>64</b>	<b>49</b>	<b>117</b>	<b>61</b>	<b>178</b>	<b>1</b>	<b>20</b>	<b>20.0</b>	<b>120</b>	

**ADDITIONAL STATISTICS:** Recovered three fumbles, 1991; recovered one fumble and forced one fumble, 1992; recovered two fumbles and forced two fumbles, 1994.

**QUARTERBACK SACKS:** 1991 (1); 1992 (4); 1993 (5.5); 1994 (3). Total - 9.5.

## 31 RONDELL JONES • Safety



**Birthdate** - May 7, 1971  
**Birthplace** - Sunderland, Md.  
**Residence** - Sunderland, Md.  
**How Acquired** - Draft #3a, 1993  
**College** - North Carolina  
**High School** - Northern (Sunderland) HS Sunderland, Md.  
**Height** - 6-2  
**Weight** - 210  
**Pro Year** - 3rd  
**Year with Broncos** - 3rd

Rondell Jones returns in his third season to bolster the Broncos' secondary, whether in nickel situations or as a starting free safety. **1994:** Jones played in all 16 games and made three starts at free safety. He finished the season with 55 tackles (37 solo), two interceptions (tied for the team lead) for nine return yards, five passes defended and one fumble recovery. His first career start came in game two at the New York Jets (9/11) and he responded emphatically, leading the team with nine tackles (4 solo) and pulling down his first two career interceptions, one of which came with the Jets driving deep in Broncos territory. Jones also had a fine game against Seattle, scooping up his first career fumble recovery, and matched his season high of nine tackles (7 solo) in game 15 at San Francisco. **1993:** Jones played primarily on special teams in his rookie season, being credited with four solo and two assisted tackles.

**COLLEGE:** Jones was a first team All-America and All-Atlantic Coast Conference selection as a senior. A durable athlete, Jones started 38 regular season games for North Carolina, with four-year totals of 350 tackles (212 solo), three interceptions, and 19 passes defended for the Tar Heels. As a senior, Jones led the team in tackles with a career-high 110 (63 solo). He was a second-team All-ACC pick as a junior and was the team's Most Outstanding Defensive Back as a sophomore. Jones tallied 72 tackles in six games and intercepted two passes as a freshman. He majored in industrial relations at North Carolina.

**PERSONAL:** Rondell is single and makes his offseason home in Sunderland, Md. He was a two-time all-county selection as a defensive back and all-conference on both offense and defense in his senior year at Northern (Sunderland) HS. He was also county MVP and a *Washington Post* all-metro second-team selection. Overall, he lettered three times in football and track, and twice in basketball.

#### Jones' Professional Record

Year	Club	Games	TACKLES				INTERCEPTIONS			
			Starts	Tackles	Assists	Total	No.	Yds.	Avg.	TD
1993 - Denver	16	0	4	2	6	0	0	0.0	0	
1994 - Denver	16	3	37	18	55	2	9	4.5	0	
<b>TOTAL</b>	<b>32</b>	<b>3</b>	<b>41</b>	<b>20</b>	<b>61</b>	<b>2</b>	<b>9</b>	<b>4.5</b>	<b>0</b>	

## 72 KEITH KARTZ • Center



**Birthdate** – May 5, 1965  
**Birthplace** – Las Vegas, Nev.  
**Residence** – Aurora, Colo.  
**How Acquired** – FA, 1987  
**College** – California  
**High School** – San Diequito HS  
 Encinitas, Calif.  
**Height** – 6-4  
**Weight** – 270  
**Pro Year** – 9th  
**Year with Broncos** – 9th

Keith Kartz returns for his ninth season with the Broncos in 1995 after missing the entire 1994 season while recovering from an offseason ski accident that required knee surgery. As a pro, Kartz has started in 89 of the 100 games in which he has played and is regarded as a team leader by his peers. His competitive nature and toughness earned him the team's nomination for the Ed Block Memorial Award For Courage in 1990. **1994:** Kartz was placed on the inactive list for the first 11 games and was then placed on injured reserve just prior to the Cincinnati game (11/27) for the remainder of the season. **1993:** Kartz battled injury for much of the 1993 season. After missing several weeks in mid-season, he returned to the starting lineup in week thirteen to solidify the line for the home stretch. **1992:** Kartz continued his fine play as Denver's starting center in 1992, starting 15 games and missing only the season opener because of a strained calf. **1991:** He started every regular season game in 1991 but saw only limited action against Houston and Buffalo in the playoffs because of a thigh strain. He took the field only to snap on field goals and extra points in those games. **1990:** He is considered by Denver coaches to be one of the NFL's top centers, and in 1990 was named the Broncos' Most Inspirational Player by his teammates. He was also honored as Denver's nominee for the Ed Block Memorial Award For Courage. **1989:** Kartz started every game at center in 1989 for Denver, his first season ever at that position. His play was impressive enough to garner alternate status for the Pro Bowl. **1988:** He started 12 games at the right guard position for Denver in 1988 but was hampered late in the season by a dislocated right toe. He began the season as a reserve but moved into a starting role in week two after Stefan Humphries was injured. Kartz started the next 11 games before injuring his toe at New Orleans (11/20). He sat out the following three contests but returned to start in the season finale vs. New England (12/17). **1987:** Kartz joined the Broncos as a free agent in 1987 and was placed on injured reserve with a back injury in early September. He rejoined the active squad before the Oct. 4 contest vs. Houston and started all three replacement games. Kartz went on to play in all but one of the remaining regular and postseason games. He turned in a fine performance in Super Bowl XXII (1/31) after Dave Studdard left the game with an injury. **1986:** Kartz attended Seattle's training camp in 1986.

**COLLEGE:** Kartz was All-Pac-10 and All-West Coast as a tackle at the University of California. He played for the Golden Bears from 1981-85, redshirting in 1983. Kartz has a bachelor's degree in social science.

**PERSONAL:** Keith is single and resides in Aurora, Colo. He attended San Diequito HS in Encinitas, Calif., lettering three times in football and track, and twice in basketball. His full name is Keith Leonard Kartz.

## Kartz's Professional Record

Year	Club	Games	Starts
1987	– Denver	12	3
1988	– Denver	13	12
1989	– Denver	16	16
1990	– Denver	16	16
1991	– Denver	16	16
1992	– Denver	15	15
1993	– Denver	12	11
1994	– Denver	0	0
<b>TOTAL</b>		<b>100</b>	<b>89</b>

**ADDITIONAL STATISTICS:** Recovered one fumble and fumbled one, 1990; recovered two fumbles for 11 yards, 1991; recovered one fumble, 1992; fumbled twice 1993.

## 80 TONY KIMBROUGH • Wide Receiver



**Birthdate** – September 17, 1970  
**Birthplace** – Weir, Miss.  
**Residence** – McCool, Miss.  
**How Acquired** – Draft #7b, 1993  
**College** – Jackson State  
**High School** – Weir HS  
 Weir, Miss.  
**Height** – 6-2  
**Weight** – 192  
**Pro Year** – 3rd  
**Year with Broncos** – 3rd

Tony Kimbrough looks to make his mark among Denver's wide receivers and on special teams in 1995 as he returns for his third season with the club. **1994:** Kimbrough played in 12 games, was inactive for three and did not play in one (at N.Y. Jets, 9/11). He finished the season with two receptions for 20 yards, the first of which came against Atlanta (11/20). He registered his other reception several weeks later, an eight-yard catch at San Francisco (12/17). **1993:** Kimbrough was asked to play in key situations for the Broncos in his rookie year and gained valuable experience. Blessed with blazing speed, Kimbrough was often a target on fly patterns, catching eight passes for 79 yards.

**COLLEGE:** Kimbrough was drafted by the Broncos in the seventh round from Jackson State in 1993. In his collegiate career, Kimbrough caught 46 passes for 1,178 yards and eight touchdowns. He was a third-team All-America and an All-Southwestern Athletic Conference selection as a senior. In his final year, Kimbrough caught 35 passes for 900 yards and six touchdowns. On the season he also had four 100-yard reception games. As a junior, Kimbrough played in seven games, catching two passes for 80 yards. In 1990, he caught seven passes for 146 yards and one touchdown. Following his redshirt freshman year, Kimbrough caught two passes for 52 yards and a score. He was a criminal justice major while attending Jackson State.

**PERSONAL:** Tony is single and makes his offseason home in McCool, Miss. He was an all-state receiver in his final two years at Weir HS in Weir, Miss. His full name is Antonius Kimbrough.

## Kimbrough's Professional Record

RECEIVING							
Year	Club	Games	Starts	No.	Yds.	Avg.	TD
1993	– Denver	15	0	8	79	9.9	0
1994	– Denver	12	0	2	20	10.0	0
<b>TOTAL</b>		<b>27</b>	<b>0</b>	<b>10</b>	<b>99</b>	<b>9.9</b>	<b>0</b>

## 62 BILL LEWIS • Center



**Birthdate** – July 12, 1963  
**Birthplace** – Sioux City, Iowa  
**Residence** – Sioux City, Iowa  
**How Acquired** – FA 1995  
**College** – Nebraska  
**High School** – East (Sioux City) HS,  
 Sioux City, Iowa  
**Height** – 6-6  
**Weight** – 290  
**Pro Year** – 9th  
**Year with Broncos** – 1st

Bill Lewis comes to the Broncos as a free agent in 1995 after sitting out the 1994 season. Lewis was last active with the New England Patriots in 1993. He has played in 71 career NFL games, starting 63 of them for the Los Angeles Raiders, Phoenix Cardinals and New England Patriots. **1994:** Lewis was released by the Patriots on June 1st and did not play with any NFL team. **1993:** Lewis played in seven games, starting five at center for New England. He signed with the Pats as an unrestricted free agent from the Arizona Cardinals. The Patriots had their top three rushing outputs of the season in three of the seven games in which Lewis played. He started at center for the first two games of quarterback Drew Bledsoe's career, at Buffalo (9/5) and vs. Detroit (9/12). The Bills game was his first start as a Patriot. He suffered an injury to his right knee in the Lions game that sidelined him for the next five weeks. He returned to the active roster on 10/31 at Indianapolis, but did not see any playing time. He returned to the starting lineup on 11/7 vs. Buffalo, as the Pats rushed for 187 yards, their second-highest total of the season. He also started the next two weeks at Miami (11/21) and vs. the Jets (11/28). Against New York, the Patriots rushed for 155 yards, their third-highest total of the season. In the Jets game, Lewis suffered a sprained left knee and was inactive on 12/5 at Pittsburgh. He was active on 12/12 vs. Cincinnati, but did not play. He played in a reserve role at Cleveland on 12/19 and vs. Indianapolis on 12/26. Against the Colts, the Pats had their highest offensive total of the season (400 yards) and their highest rushing output of the season (257 yards, 8th most in team history). Lewis did not play in the season finale vs. Miami (1/2/94). **1992:** Lewis started all six games in which he played for the Cardinals. He missed the first four games of the season due to contract negotiations, eventually signing on 10/7. He started at center in his first game back at the Giants (10/11). He started three more games before suffering an injury that sidelined him for five more weeks. **1991:** Lewis started all 16 games for the Cardinals, taking 993 snaps throughout the season, despite a number of injuries. He was one of only two Cardinal players to play every offensive down that season. He sustained a fracture to his right thumb vs. the Giants (11/10) and was forced to switch to his left hand to snap the ball. He then sprained his left wrist the following week at San Francisco (11/17), but still handled the snapping duties. Lewis was also credited with one fumble recovery during the season. **1990:** Lewis started all 16 games for the Cardinals after signing as a Plan B free agent from the Los Angeles Raiders. Lewis only missed three offensive plays all season (leg injury). He helped to solidify an offensive line that only allowed 43 sacks on the season, fewest since 1979 (39), and opened up holes for running back Johnny Johnson, who earned Pro Bowl honors in his rookie season. **1989:** Lewis did not play in any games, suiting up for eight and being inactive for seven others with the Los Angeles Raiders. **1988:** Lewis played in 14 games for the Raiders, starting all 14 of them. He took over the starting position after Pro Bowl center Don Mosebar was moved to tackle early in the season. **1987:** Lewis played in eight games for the Raiders, starting six of them. He played a guard position

on an offensive line that opened holes for a league-leading average of 4.6 yards per rush and enabled the Raiders to finish second in the league in rushing offense. **1986:** Lewis played in four games as a rookie. He was placed on the non-football illness list for one month (9/22-10/23) after undergoing an apendectomy. He was a seventh-round draft pick (191st overall) by the Raiders.

**COLLEGE:** Bill became the fourth All-America center at Nebraska in five years as a senior in 1985. He earned first-team honors from the Football Writers Association of America. He was an Associated Press second-team All American and also garnered All-Big Eight recognition. He played in three bowl games in his career (Orange, Sugar and Fiesta), including the 1984 Orange Bowl vs. Miami (Fla.), regarded by many as one of the greatest college football games of all time. Lewis was also nominated for the Outland Trophy in 1985. He played tackle and guard early in his career while earning three varsity letters. He majored in business administration.

**PERSONAL:** Bill and his wife Kimberly have one daughter (Taylor) and one son (Alexander). Kimberly is the cheerleader director for the NBA's Phoenix Suns. Lewis earned all-conference and second-team all-state honors as a center at East (Sioux City) HS. He also played forward on the basketball team and catcher and first baseman on the baseball team. Lewis was a teammate of fellow Bronco newcomer Lionel Washington when the two played for the Raiders. His full name is William Glenn Lewis.

### Lewis' Professional Record

Year	Club	Games	Starts
1986	L.A. Raiders	4	0
1987	L.A. Raiders	8	6
1988	L.A. Raiders	14	14
1989	L.A. Raiders	0	0
1990	Phoenix	16	16
1991	Phoenix	16	16
1992	Phoenix	6	6
1993	New England	7	5
1994	DID NOT PLAY		
<b>TOTAL</b>		<b>71</b>	<b>63</b>

## 97 MIKE LODISH • Defensive Tackle



**Birthdate** – August 11, 1967  
**Birthplace** – Detroit, Mich.  
**Residence** – Chicago, Ill.  
**How Acquired** – Unrestricted FA 1995  
**College** – UCLA  
**High School** – Brother Rice HS,  
 Birmingham, Mich.  
**Height** – 6-3  
**Weight** – 280  
**Pro Year** – 6th  
**Year with Broncos** – 1st

Mike Lodish was signed by the Broncos as free agent from the Buffalo Bills, where he was a top backup on a defensive line that featured perennial All-Pro Bruce Smith. Mike was a part of the Bills' four consecutive AFC championship teams. Lodish is regarded as a player with tremendous work ethic and enthusiasm. He will be a pivotal addition to Denver's defensive line in 1995. In his career, he has played in 76 games, with 12 starts, and in 13 playoff games as well. He has 74 career stops (55 solo), 4 1/2 sacks, 15 quarterback pressures, and three fumble recoveries, one of which he returned for a touchdown. **1994:** Lodish played in all 16 of the Bills' games, starting five. He had 17 tackles (nine solo), three quarterback pressures, and one fumble recovery. He



started the first five games of the season in place of an injured Jeff Wright. In week two vs. New England (9/11), he recovered a fumble in the endzone for Buffalo's only second half touchdown (and the second of his career) against the Patriots in a 38-35 victory. Cornerback Mickey Washington and Bruce Smith forced the fumble by Drew Bledsoe. Lodish played in a reserve role for the remainder of the regular season. **1993:** Lodish played in all 16 games, including one start, and registered seven stops (all solo), one half of a sack and two quarterback pressures. He also played in all three playoff games, registering two stops (both solo). On 10/11 he combined with Mickey Washington for a sack of Warren Moon in a 35-7 Monday night victory. On 11/1, he saw extensive action vs. Washington, recording one quarterback pressure in a 24-10 win. He recorded his second career fumble recovery at Miami (12/19) as the Bills came from behind to beat the Dolphins 47-34. He had one unassisted stop in both the AFC Championship Game vs. Kansas City (1/23) and Super Bowl XXVIII vs. Dallas (1/30). **1992:** Lodish played in all 16 games and in all four playoff games. He was part of a defensive line that helped the Bills finish tied for second in the NFL in defense against the run. He had seven stops on the year (five solo), one half of a sack, four quarterback pressures, one pass defended, and a fumble recovery on which he scored his first NFL touchdown. He scooped up a fumble by current Bronco teammate Hugh Millen and rumbled 18 yards for a score at New England (9/27) in a 41-7 victory. He also had a half a sack at New Orleans (12/20) in a 20-16 victory. **1991:** Lodish played in all 16 games, starting six, and also played in all three playoff games. He finished the regular season with 37 tackles (28 solo), one and a half sacks, four quarterback pressures, two passes defended and one forced fumble. He also added two stops in postseason play. He filled in admirably in the absence of both Bruce Smith and Jeff Wright during the season. He received his first NFL start vs. Miami (9/1) in place of Smith, and then received another start the next week at nose tackle in place of Wright vs. Pittsburgh (9/8). He recorded his third career sack and his first career forced fumble at the Jets in a 23-20 win. He recorded two solo stops in Super Bowl XXVI vs. Washington (1/26). **1990:** Lodish played in 12 games as a rookie, as well as all three playoff games. He registered six tackles (all solo), a career-high two sacks, two QB pressures and one pass defended in the regular season, and added two solo stops in three post season games. He was part of a defense that ranked eighth in the league in total defense in 1990. He recorded his first career sack against Randall Cunningham and the Eagles (12/2). His second career sack came against Dan Marino vs. Miami on 12/23. He also had two solo stops in Super Bowl XXV vs. the New York Giants (1/27). Lodish was Buffalo's 10th-round selection in the 1990 NFL Draft, the 265th player taken overall.

**COLLEGE:** Mike was an All-Pac-10 performer at UCLA, where he and his Bruin teammates went to a bowl the first three years that he was there (Freedom, Aloha, and Cotton). In 1987, his Bruins tied for the Pac-10 Conference title with USC. He was a candidate for the Outland Trophy and Lombardi Award as a senior when he earned second-team All-Pac-10 honors. Lodish was an extraordinarily strong athlete at Westwood, squatting over 650 pounds for the school record in that category. He recorded 193 tackles with 14 sacks and three interceptions in his Bruin career. In 1987 and '88 he was part of a defense that ranked in the top 10 in the nation against the run, allowing just 95 yards per game over those two seasons. The defensive line coach at that time was current Bronco defensive coordinator Greg Robinson. Mike was a history major with a specialization in business administration.

**PERSONAL:** Mike lettered three years in football at Brother Rice (Birmingham, Mich.) HS, where he led his team to the Michigan State Class A title in 1983. He also lettered in lacrosse and hockey. He was named All-America by Adidas-Scholastic Coach. Lodish is single and makes his offseason home in Chicago, Ill. His full name is Michael Timothy Lodish.

### Lodish's Professional Record

TACKLES						
Year	Club	Games	Starts	Tackles	Assists	Total Sacks
1990	Buffalo	12	0	6	0	6 2.0
1991	Buffalo	16	6	28	9	37 1.5
1992	Buffalo	16	0	5	2	7 0.5
1993	Buffalo	16	1	7	0	7 0.5
1994	Buffalo	16	5	9	8	17 0.0
<b>TOTAL</b>		<b>76</b>	<b>12</b>	<b>55</b>	<b>19</b>	<b>74 4.5</b>

Playoff Statistics						
Year	Club	Games	Starts	Tackles	Assists	Total Sacks
1990	Buffalo	3	0	2	0	2 0.0
1991	Buffalo	3	0	2	0	2 0.0
1992	Buffalo	4	0	0	0	0 0.0
1993	Buffalo	3	0	2	0	2 0.0
<b>TOTAL</b>		<b>13</b>	<b>0</b>	<b>6</b>	<b>0</b>	<b>6 0.0</b>

**ADDITIONAL STATISTICS:** Recovered one fumble and returned it 18 yards for a touchdown, 1992; recovered one fumble, 1993; recovered one fumble in end zone for a touchdown, 1994.

## 87 ED McCaffrey • Wide Receiver



**Birthdate** – August 17, 1968  
**Birthplace** – Allentown, Pa.  
**Residence** – Allentown, Pa.  
**How Acquired** – Unrestricted FA, 1995  
**College** – Stanford  
**High School** – Central Catholic HS  
 Allentown, Pa.  
**Height** – 6-5  
**Weight** – 215  
**Pro Year** – 5th  
**Year with Broncos** – 1st

Ed McCaffrey has proven throughout his career that he is a dependable wideout and valuable special teams player. He was signed by the Broncos as an unrestricted free agent from the San Francisco 49ers, and should compete for considerable playing time behind Anthony Miller and Mike Pritchard. He has played in all 64 regular season games in his career and has also participated in five playoff games, including Super Bowl XXIX as a member of the 49ers, where played with current Broncos Bill Musgrave and John Elway and played for current Broncos head coach Mike Shanahan, as well as assistant coaches Gary Kubiak and Brian Pariani. McCaffrey has 103 career catches for 1,222 yards (11.9 average) and nine touchdowns in the regular season, as well as six receptions for 64 yards (10.7) in the postseason. **1994:** McCaffrey played in all 16 regular season games for the 49ers and in all three postseason games. He had 11 catches for 131 yards (12.0 average) and two touchdowns in the regular season and one reception for five yards in the playoffs. He also had eight special teams tackles in the regular season. McCaffrey caught one pass for eight yards, recorded two special teams tackles and forced a fumble at Detroit (10/9). He had three receptions for 34 yards, including a 34-yard touchdown versus Tampa Bay (10/23), and recovered an on-side kick late in the fourth quarter of the 49ers 21-14 victory over Dallas (11/13). He caught five passes for 59 yards, including a one-yard touchdown in the regular season finale at Minnesota (12/26). He is one reception against San Diego in the Super Bowl (1/29/95), a five-yarder, came in the second quarter. McCaffrey was acquired by the 49ers July 25, 1994 as a free agent after being waived by the Giants July 18. **1993:** McCaffrey played in all 16 regular season games with one start for the New York Giants, and also played in both New York playoff contests.

He finished fourth on the team with 27 receptions for 335 yards and two touchdowns. He had touchdown receptions versus Philadelphia (10/17) and Phoenix (11/28). McCaffrey's one start came against the Jets (10/31) when he replaced an injured Mike Sherrard in the lineup. His most productive game of the season was in the NFC Divisional Playoff Game at San Francisco (1/15/94) when he caught five passes for 59 yards. **1992:** McCaffrey played in all 16 games with three starts and led the Giants in receiving with 49 catches for 610 yards. He was also the team's fourth-leading scorer with five touchdowns. McCaffrey had back-to-back five-reception outings to begin the season versus San Francisco (9/6) and Dallas (9/13). He received his first NFL start versus Green Bay (11/8) and also started against Philadelphia (11/11) and Dallas (11/26). He had career highs in receptions (6), yards (105) and longest reception (44 yards) in the Thanksgiving Day clash with the Cowboys. **1991:** McCaffrey played in all 16 games as a third wide receivers and on special teams. He finished the year with 16 catches for 146 yards as a rookie. He had three receptions versus the Rams (9/8) and also at Philadelphia (11/4). The best game of his rookie season came at Tampa Bay (11/24) when he caught four passes for 35 yards, including two on the Giants' game-winning drive in a 21-14 victory. He was a third-round pick of the Giants in 1991, No. 83 overall.

**COLLEGE:** McCaffrey was a Kodak All-America choice following his senior season at Stanford (1990) and was selected to play in the East-West Shrine Game. He was an All-Pac-10 choice as a junior and senior and finished his career with 146 receptions for 2,333 yards (16.0 average) and 14 touchdowns. During his senior season he pulled down 61 receptions for 917 yards (15.0) and eight touchdowns. The Cardinal receiving corps that year compiled 2,763 yards receiving, the most since 1985 (2,874). One of McCaffrey's teammates at Stanford was current Broncos running back Glyn Milburn. Ed was a biology major at Stanford and plans to attend medical school when he is finished playing pro football.

**PERSONAL:** Ed and his wife Lisa make their offseason home in Allentown, Pa., with their son Maxwell. McCaffrey was an All-America football player, MVP in baseball with a .540 batting average, and a 21.3-point per game scorer in basketball at Central Catholic HS in Allentown. His brother Billy was All-America basketball guard at Vanderbilt after being a member of Duke's NCAA championship squad in 1991. McCaffrey's hometown has also produced some pretty fair quarterbacks, such as Joe Namath and Joe Montana. Ed's full name is Edward McCaffrey.

#### McCaffrey's Professional Record

RECEIVING							
Year	Club	Games	Starts	No.	Yds.	Avg.	TD
1991	- N.Y. Giants	16	0	16	146	9.1	0
1992	- N.Y. Giants	16	3	49	610	12.4	5
1993	- N.Y. Giants	16	1	27	335	12.4	2
1994	- San Francisco	16	0	11	131	12.0	2
TOTAL		64	4	103	1,222	11.9	9

#### McCaffrey's Postseason Record

RECEIVING							
Year	Club	Games	Starts	No.	Yds.	Avg.	TD
1993	- N.Y. Giants	2	0	5	59	11.8	0
1994	- San Francisco	3	0	1	5	5.0	0
TOTAL		5	0	6	64	10.7	0

#### SINGLE-GAME HIGHS

(Postseason in parenthesis)

**Most receptions** - 6 at Dallas, 11/26/92 (5 at San Francisco, 1/15/94). **Most receiving yardage** - 105 at Dallas, 1/26/92 (59 at San Francisco, 1/15/94). **Longest reception** - 44 yards at Dallas, 11/26/92 (14 at San Francisco, 1/15/94). **Most touchdowns receiving** - 1, nine times, most recent at Minnesota, 12/26/94 (none).

## 68 REGGIE McELROY • Off. Tackle



**Birthdate** - March 4, 1960  
**Birthplace** - Beaumont, Texas  
**Residence** - Beaumont, Texas  
**How Acquired** - FA 1995  
**College** - West Texas State  
**High School** - Charlton Pollard HS  
 Beaumont, Texas  
**Height** - 6-6  
**Weight** - 290  
**Pro Year** - 12th  
**Year with Broncos** - 1st

Reggie McElroy was signed by the Broncos as a free agent in 1995 to help solidify the offensive line. He is a veteran of 11 previous NFL seasons and figures to be a valuable addition to the offensive line. He has played in 142 career games with 88 regular season starts, and in the three playoff games with one start. During his career he has blocked for many great backs, including Marcus Allen of the Chiefs/Raiders, and Freeman McNeil of the Jets. He spent the 1994 season with the Minnesota Vikings and helped them to have a fine offensive season. The Vikings offensive line gave up a sack every 22.7 pass attempts in 1994, second-best in team history. **1994:** Reggie played in 10 regular season games for the Vikings and in one playoff game. He played mostly in short yardage and goal-line situations. He also played on the extra point and field goal protection teams while backing up at both tackle positions. He was signed by the Vikings prior to their preseason game vs. Kansas City (8/7) in Tokyo, but was not allowed to play because he did not have a Japanese work visa. He had been released by the Chiefs earlier in the year. **1993:** Reggie played in eight games for the Kansas City Chiefs after being signed by the club June 11. While at K.C., McElroy's offensive line coach was current Broncos offensive line coach Alex Gibbs. The Chiefs advanced to the AFC Championship Game at Buffalo (1/23/94). McElroy was inactive for the championship game. **1992:** McElroy played in all 16 games with the Raiders, including 12 starts at right tackle. **1991:** Reggie played in all 16 games with the Raiders, including four starts at right guard. He also played in the Raiders' 10-6 AFC Wild Card Game loss at Kansas City (12/28/91). He joined the club as a free agent on March 20, 1991. **1990:** McElroy was waived by the New York Jets (6/21/90) and did not play for any team in the league during the 1990 season. **1989:** Reggie played in 15 games for the New York Jets, starting all of them. He suffered a knee injury versus the Rams (12/17) and spent the season finale against Buffalo (12/23) on injured reserve. **1988:** Reggie started all 16 games at right tackle for the first time in four years. During that season, McElroy and his linemates helped Freeman McNeil record the eighth-highest single-game rushing total in Jets history (154 yards vs. Kansas City, 10/2). They also helped the Jets set a team record for total offense in a game with 597 yards vs. Miami (11/27) in a 38-34 victory. **1987:** McElroy played in eight games, including five starts at right tackle. He rebounded from knee surgery to play in the final eight games of the season, including starting the last five. He was activated from the "reserve/PUP" list (11/8) and saw spot duty during the next three games. **1986:** Reggie played in eight games, starting all eight and making the switch from left tackle to right tackle. During that season, the Jets passed for 3,646 yards, second-most in team history. They also tied for second in team history for total offense in a game on Sept. 21 vs. Miami (581) in a 51-45 overtime victory. The 51 points is third-most in team history. He started the first seven games of the season at right tackle before suffering a left knee injury in Week seven vs. Denver (10/20) that put him on injured reserve from Oct. 22 until he was activated Dec. 12. Until his injury, he had not allowed a sack or the quarterback to be hit in a game. He returned to the starting

lineup Dec. 13 vs. Pittsburgh, but twisted his knee again and was placed on IR (12/17) following knee surgery, forcing him to miss both playoff games. **1985:** Reggie played in 13 games, starting 11 of them at left tackle. During that season, the Jets enjoyed one of their finest offensive outputs in team annals. They scored 393 points (second-most ever), had 2,312 rushing yards (third), 3,584 passing yards (third) and 5,896 total yards (first). Reggie missed the season opener (at Raiders, 9/8) because of contract negotiations. He also missed two other games with a groin injury. On 9/15, the Jets rolled up the third-highest rushing total in team history (288 yards, 42 att.) in a 42-3 victory vs. Buffalo. They also had their second-highest total offensive output vs. Tampa Bay (11/17) with 581 yards in a 62-28 win. The 62 points was also a team record. Reggie also started in the AFC Wild Card Game vs. New England (12/28). **1984:** For the first time in his career, McElroy started all 16 games. **1983:** Reggie played in all 16 games, including one start. During that season, the Jets amassed 5,493 total yards, second-most in team history. McElroy received his first career start in the season finale at Miami (12/16), playing left guard. **1982:** Reggie spent the entire season on injured reserve after suffering a preseason knee injury. He was a second-round pick (51 st overall by the Jets), the 11th offensive lineman taken in the '82 draft.

**COLLEGE:** Reggie was a four-year starter at offensive tackle at West Texas State. He was an All-Missouri Valley Conference choice his freshman, junior and senior years. He was an honorable mention All-America pick as a senior. McElroy earned his bachelor's degree in physical education from West Texas State.

**PERSONAL:** McElroy was an all-league pick in both football (as a two-way lineman) and basketball (as a center) at Beaumont Carlton HS, Beaumont, Texas. He has two sons, Michael and Christopher.

#### McElroy's Professional Record

Year	Club	Games	Starts
1982	N.Y. Jets	DNP	INJURED RESERVE
1983	N.Y. Jets	16	1
1984	N.Y. Jets	16	16
1985	N.Y. Jets	13	11
1986	N.Y. Jets	8	8
1987	N.Y. Jets	8	5
1988	N.Y. Jets	16	16
1989	N.Y. Jets	15	15
1990		DID NOT PLAY	
1991	L.A. Raiders	16	4
1992	L.A. Raiders	16	12
1993	Kansas City	8	0
1994	Minnesota	10	0
<b>TOTAL</b>		<b>142</b>	<b>88</b>

## 61 BOB MEEKS • Guard



**Birthdate** – May 28, 1969  
**Birthplace** – Andalusia, Ala.  
**Residence** – Littleton, Colo.  
**How Acquired** – Draft #10, 1992  
**College** – Auburn  
**High School** – Evergreen HS  
 Evergreen, Ala.  
**Height** – 6-3  
**Weight** – 290  
**Pro Year** – 4th  
**Year with Broncos** – 4th

Bob Meeks looks to return to the active roster this year after missing last season with a neck injury. Meeks is considered one of the strongest offensive linemen on the team and can play both guard and center, but will primarily focus on the guard position in 1995. **1994:** Meeks

spent the entire season on injured reserve after undergoing surgery during training camp to repair a bulging disk in his neck. **1993:** Meeks played a back-up role on a very talented offensive line, participating in seven games. **1992:** Meeks earned a spot as the third center on Denver's roster. He was one of the Broncos' inactive players for 10 games and was active but did not play in six others. Meeks joined the team as a 10th-round draft choice.

**COLLEGE:** Meeks was a first team All-Southeastern Conference and honorable mention All-America candidate as a senior center at Auburn. A team captain that year, he was also named the Tigers' best lineman and offensive player of the year. He closed out his college career with appearances in the Blue-Gray and Senior Bowl all-star games.

**PERSONAL:** Bob and his wife Monique are the parents of a daughter, Jasmine Alexandria Meeks, born Sept. 3, 1994. The couple makes their home in Littleton, Colo. A native of Andalusia, Ala., Meeks lettered four times in football and three times in basketball at Evergreen HS in Evergreen, Ala. Bob was an adult education major at Auburn and lists fishing, hunting, and weightlifting as his favorite hobbies. His full name is Robert Earl Meeks, Jr.

#### Meeks' Professional Record

Year	Club	Games	Starts
1992	Denver	0	0
1993	Denver	7	0
1994	Denver	0	0 (Injured reserve)
<b>TOTAL</b>		<b>7</b>	<b>0</b>

## 22 GLYN MILBURN • Running Back



**Birthdate** – February 19, 1971  
**Birthplace** – Santa Monica, Calif.  
**Residence** – Highlands Ranch, Colo.  
**How Acquired** – Draft #2, 1993  
**College** – Stanford  
**High School** – Santa Monica HS  
 Santa Monica, Calif.  
**Height** – 5-8  
**Weight** – 177  
**Pro Year** – 3rd  
**Year with Broncos** – 3rd

Glyn Milburn has proven himself as one the NFL's quickest and most dangerous all-purpose backs in his first two seasons in the league, and looks to flourish in Mike Shanahan's new offensive schemes. The speedy and versatile Milburn has already accumulated 2,943 all-purpose yards in his first two seasons in the league. He was invited to participate in the 1995 NFL's Fastest Man Competition in Phoenix in May. **1994:** Milburn compiled a career-best 1,818 all-purpose yards, including 201 rushing (58 attempts, 3.5 average), 549 receiving (77 receptions, 7.1 average), 793 on kickoff returns (37 returns) and 379 on punt returns (41 returns). His 77 receptions were first among all NFL running backs in '94 and the most ever in a season by a Broncos running back, while his 9.2-yard punt return average ranked sixth in the AFC. Milburn had his best day as a pro in all-purpose yardage at Los Angeles (Rams, 11/6), amassing 202 yards on rushing, receiving and kick returning, and scoring once on a 20-yard pass reception. He also had a 34-yard punt return and a 38-yard kickoff return in that contest. Milburn's longest punt return came at San Diego (10/23) when he broke loose on a 44-yard scamper. His top rushing outing was a 38-yard performance against Cleveland (10/30), while his top receiving showing came against the L.A. Raiders when he hauled in nine passes for 85 yards. That receiving performance earned Milburn the weekly MVP vote from his teammates. He scored his first career rushing touchdown at San



Francisco (12/17) on an 11-yard dash. For the season he played in 16 games and made three starts. **1993:** Milburn showed the versatile talents the Broncos expected in his rookie season, catching 38 passes for 300 yards and three touchdowns, rushing 52 times for 231 yards, returning 40 punts with a 10.6-yard average (fifth in the AFC and eight in the NFL) and returning 12 kickoffs with a 15.7-yard average. He finished his rookie season with 1,125 all-purpose yards. Milburn had a sterling debut at the New York Jets (9/5), accounting for 148 all-purpose yards, including a 50-yard reception, a 36-yard punt return, and a 25-yard touchdown reception. Two weeks later at Kansas City (9/20), Milburn caught a season-high eight passes. Versus Minnesota (11/14) he accounted for a season-high 173 all-purpose yards, handling the ball 16 times as a rusher, pass receiver and return man. Versus Tampa Bay (12/26), Milburn broke loose for his longest punt return of the season, 54 yards.

**COLLEGE:** Milburn was one of the most exciting players in college football his last three years at Stanford, accounting for 6,049 all-purpose yards during his collegiate career. His 2,263 rushing yards ranks third in Cardinal history, and he added 1,558 receiving yards, 1,186 kickoff return yards, 1,042 punt return yards, and scored 24 touchdowns in his three years at Stanford. As a senior Milburn was a first-team All-American (Associated Press and Poor Man's Guide to the NFL Draft), rushing for 851 yards and four touchdowns, catching 37 passes with two touchdowns, and finishing with a 17.3 yard punt return average with three touchdowns.

**PERSONAL:** Glyn is single and makes his offseason home in Inglewood, Calif. He received numerous accolades as a prepster, including prep All-America (Super Prep Magazine), second-team All-America (USA Today), and "Best of the West" (Long Beach Press Telegram) to name a few. His full name is Glyn Curt Milburn.

#### Milburn's Professional Record

RUSHING										RECEIVING									
Year	Club	Games	Starts	Att.	Yds.	Avg.	TD	No.	Yds.	Avg.	TD	No.	Yds.	Avg.	TD	No.	Yds.	Avg.	TD
1993	- Denver	16	2	52	231	4.4	0	38	300	7.9	3	3	3	3	3	3	3	3	3
1994	- Denver	16	3	58	201	3.7	1	77	549	7.1	3	3	3	3	3	3	3	3	3
TOTAL		32	5	110	432	3.9	1	115	849	7.4	6	6	6	6	6	6	6	6	6

PUNT RETURNS										KICKOFF RETURNS									
Year	Club	No.	Yds.	Avg.	TD	No.	Yds.	Avg.	TD	Year	Club	No.	Yds.	Avg.	TD	Year	Club	No.	Yds.
1993	- Denver	40	425	10.6	0	12	188	15.7	0	1993	- Cincinnati	8	128	16.0	0	1993	- Cincinnati	4	65
1994	- Denver	41	379	9.2	0	37	793	21.4	0	1994	- Cincinnati	4	65	16.3	0	1994	- Cincinnati	4	65
TOTAL		40	425	10.6	0	12	188	15.7	0	TOTAL		12	193	16.1	0	TOTAL		12	193

**ADDITIONAL STATISTICS:** Fumbled 10 times and recovered one fumble, 1993; fumbled four times and recovered one fumble, 1994.

## 36 OSTEAL MILES • Running Back



**Birthdate** - August 8, 1971  
**Birthplace** - Denver, Colo.  
**Residence** - Denver, Colo.  
**How Acquired** - FA 1995  
**College** - Houston  
**High School** - George Washington HS  
 Denver, Colo.  
**Height** - 6-0  
**Weight** - 236  
**Pro Year** - 3rd  
**Year with Broncos** - 1st

Ostell Miles came to the Broncos as a free agent and will be a valuable addition to Denver's backfield. He is an impressive runner who has excellent speed for his size. He is also a solid contributor on special

teams. Miles started his pro career with the Cincinnati Bengals in 1992, playing in 26 games, including two starts. **1994:** Miles was released by the Bengals on Aug. 1 and did not sign with any other team. **1993:** Miles played in 15 games with the Bengals, starting two. He finished the season with 22 carries for 56 yards (2.5 average) and one touchdown. He also caught six passes for 89 yards (14.8), returned four kickoffs for 65 yards and had three special teams tackles. Miles started the season opener at Cleveland (9/6) in place of Harold Green and scored the Bengals' first touchdown of the season on a four-yard run in the first quarter. He had receptions of 27 (career long) and 22 yards at Houston (10/24) and had 39 yards on 14 carries in the next game with Houston (11/14). Miles was the only Bengal to record three Hit of the Week Awards on special teams (at Cleveland, vs. Indianapolis and vs. Houston). He also led all Bengal running backs with 231 special teams plays, fifth-most on the team. **1992:** Miles played in 11 games, totalling eight carries for 22 yards (2.8), eight kickoff returns for 128 yards and one special teams stop. He made his pro debut at Seattle (9/6) and had four carries for nine yards. He was a teammate of current Broncos defensive back Eric Thomas in '92 with the Bengals. Miles was a ninth-round draft pick (226th overall) of the Bengals.

**COLLEGE:** Miles played six games in 1991 at the University of Houston, where he rushed for 360 yards on 50 carries (7.2 average) and one touchdown, while catching six passes for 39 yards (6.5) before leaving school for personal reasons. Two of his teammates at Houston were Cincinnati Bengals quarterback David Klingler and current Broncos linebacker Allen Aldridge. During his one season at Houston, the Cougars finished 13th in the nation in total offense (446.2) and 17th in scoring offense (32.1). They also finished first in the Southwest Conference in total offense and second in scoring offense. Miles produced two 100-yard rushing games that season, the first of which came at Illinois (9/21) when racked up 107 yards on 13 carries (8.2). He also topped the century mark at Arkansas (10/12) with 179 yards on 19 carries (9.4). Miles transferred to Houston after two stellar seasons at Pasadena (Calif.) City College. He was a first-team junior college All-American his senior season when he rushed for 1,560 yards on 264 carries (5.9 average). Miles had 160 yards in the Orange County Bowl and also was a two-time all-conference selection.

**PERSONAL:** Miles is originally from Denver where he attended George Washington HS. He is single and makes his home in Denver.

#### Miles' Professional Record

RUSHING										RECEIVING									
Year	Club	Games	Starts	Att.	Yds.	Avg.	TD	No.	Yds.	Avg.	TD	No.	Yds.	Avg.	TD	No.	Yds.	Avg.	TD
1992	- Cincinnati	11	0	8	22	2.8	0	0	0	0.0	0	0	0	0.0	0	0	0	0.0	0
1993	- Cincinnati	15	2	22	56	2.5	1	6	89	14.8	0	6	89	14.8	0	6	89	14.8	0
TOTAL		26	2	30	78	2.6	1	6	89	14.8	0	6	89	14.8	0	6	89	14.8	0

KICKOFF RETURNS					
Year	Club	No.	Yds.	Avg.	TD
1992	- Cincinnati	8	128	16.0	0
1993	- Cincinnati	4	65	16.3	0
1994			DID NOT PLAY		
TOTAL		12	193	16.1	0

**ADDITIONAL STATISTICS:** Fumbled 10 times and recovered one fumble, 1993; fumbled four times and recovered one fumble, 1994.

# 17 HUGH MILLEN • Quarterback



**Birthdate** – November 22, 1963  
**Birthplace** – Des Moines, Iowa  
**Residence** – Seattle, Wash.  
**How Acquired** – Unrestricted FA, 1994  
**College** – Washington  
**High School** – Roosevelt HS  
 Seattle, Wash.  
**Height** – 6-5  
**Weight** – 228  
**Pro Year** – 10th  
**Year with Broncos** – 2nd

Hugh Millen enters his second season with the Broncos looking to solidify his position as the backup to starting quarterback John Elway. The reliable Millen came through on several occasions last year and guided the fortunes of the Broncos offense admirably while Elway was out with an injury. The nine-year NFL veteran has passed for 6,223 yards in his career and has completed 60.1% of his passes (534 of 888). He has played for six different teams, five of which have featured a Pro Bowl quarterback as the starter: L.A. Rams (Jim Everett), Atlanta (Chris Miller), Dallas (Troy Aikman), Miami (Dan Marino) and Denver (John Elway). **1994:** Millen played in five games and made two starts, against the Raiders (12/11) and New Orleans (12/24) while Elway was resting an injured left knee. He finished the season with 81 completions in 131 attempts (61.8%) for 893 yards, two touchdowns and three interceptions. He also rushed five times for 57 yards, with a long of 24. Millen saw his first action of the season in game three against the Raiders when he completed 11 of 17 passes for 101 yards. His next appearance was perhaps his finest of the season as he replaced an injured Elway in the fourth quarter at Kansas City (12/4) and led the team to an overtime victory. Though he completed just 5-of-13 passes for 37 yards, he rushed for a key first down on a third-and-17 play, picking up 21 yards to keep the winning drive alive. He drove the Broncos to the K.C. 17-yard line where Jason Elam came on to kick to game-winning field goal. That win made Millen 3-0 in overtime games in his career (the other two were starts while with New England in 1991). Millen made his first start the following week at the L.A. Raiders (12/11) and finished the day 20-of-33 for 242 yards and one touchdown, also rushing one time for 24 yards. He then posted his most impressive numbers the following week at San Francisco when he replaced Elway in the third quarter and went on to complete 19-of-23 passes (82.6%) for 217 yards. Among those was a 76-yard pass play to Anthony Miller that goes into the Broncos' record book as the team's third-longest non-scoring pass play. He entered the game in the third period and immediately drove the Broncos to a touchdown after an Elijah Alexander interception set them up at their own 49-yard line. Millen completed all seven of his passes on the drive to put Denver at the San Francisco 11-yard line, where Glyn Milburn took a handoff on the following play and found the end zone to cut the 49ers lead to 28-13. Millen again led the Broncos to a touchdown on their next possession aided by the 76-yard pass play to Miller. Millen completed his last seven passes at L.A. and his first 13 at San Francisco, tying Ken Anderson for the all-time AFC record for consecutive completions with 20. Anderson did it against the Oilers Jan. 2, 1983. That mark was just two shy of the NFL record of 22 set by Joe Montana. He made his second start of the season in the finale against New Orleans, completing 25 of 44 attempts for a season-high 290 yards, one touchdown and three interceptions, while rushing for eight yards. Millen was signed by the Broncos during the summer of '94, just prior to the start of training camp. **1993:** Millen was traded to Dallas on Draft Day

'93 where he spent the first half of the season before being waived when the Cowboys signed Bernie Kosar. He was then signed by Miami (11/15), with whom he spent the remainder of the season. He did not play in any games for either team. **1992:** Millen finished his second of two seasons in New England where he threw for 4,276 yards in just 20 games over that span, finishing as the club's No. 5 all-time leader in passing yardage. He also set a team record for career completion percentage at 60.4% (370 of 612), a record that still stands. He started 20 of the Patriots 32 games in his two years. In '92, Millen started the first five games of the year, even after separating his shoulder in the first quarter of the season-opener against the Rams (9/13). He missed one start but returned to the lineup in Week Seven vs. Cleveland (10/25). He re-aggravated the shoulder and missed the next five games. He started again in Week 13 against Indianapolis (12/6), but then re-injured the shoulder and was placed on injured reserve Dec. 9. He underwent surgery to repair the shoulder Dec. 15 and sat out the rest of the season. In his seven starts in '92 he completed 124 of 203 passes (61.1%) for 1,203 yards and eight touchdowns. He also rushed for 108 yards on 17 attempts. **1991:** Millen started the final 13 games in his first season with New England, after moving in to the starting lineup in Week Four. His 3,073 passing yards marked only the fifth time in New England's 31-year history that a quarterback had surpassed the 3,000-yard barrier in a season. His 246 completions were the third-most in team history, and his completion percentage of 60.1% for the season tied for the second-best single-season mark in club history. Selected the team's MVP in a vote among Patriots' players, Millen's 7.51 yards per attempt ranked him second in the AFC behind Jim Kelly. He led the rebuilding Patriots to a 6-10 record after the club had posted the NFL's worst mark (1-15 in 1990) prior to his arrival. He earned his first Patriot start on 9/22/91 and led his team to a 24-20 upset over the previously undefeated Oilers by completing 22 of 33 passes for 326 yards and one touchdown. Millen was named the Miller Lite Player-of-the-Game at Miami after completing 20 of 26 attempts for 257 yards and two TDs in a losing effort. He then topped that performance the next week (11/17) by collecting a career-high 372 yards in a loss to the Jets where he completed 30 (third-most completions in Patriot history) of 43 passes with one TD to win the Miller Lite Player-of-the-Week award again. He picked up his only career rushing TD on a one-yard run in a 16-13 win over the AFC Champion Buffalo Bills (11/24). Millen also led the Patriots to overtime victories against Minnesota and Indianapolis. **1990:** Millen started the final two games of the season for the Atlanta Falcons, completing 34 of 53 passes and leading the Falcons to two victories that snapped a seven-game losing streak. In the final game of the '90 campaign he led Atlanta to a 26-7 win over Dallas that knocked the Cowboys out of the playoff picture. **1989:** Millen made his first career start for Atlanta against the Packers (10/1), completing 20 of 29 passes for 294 yards, and completed 31 of 50 passes for 432 yards in five games worth of action for the year. **1988:** Millen was claimed off waivers by the Falcons in August of 1988 and played in three games, completing 17 of 31 attempts (54.8%) for 215 yards. **1987:** Millen spent the season with the Rams, but missed 15 games with a back injury. **1986:** Millen entered the NFL as a third-round pick of the Los Angeles Rams out of the University of Washington, the 71st player taken in the draft. He spent the entire season on injured reserve with a fractured ankle.

**COLLEGE:** Millen was a two-year starter at the University of Washington where he led the Huskies to a win over Oklahoma in the 1985 Orange Bowl, just narrowly missing the vote as national champion. The Huskies finished No. 2 overall behind national champion Brigham Young in the closest Associated Press voting ever. He completed 247 of 435 career passes (56.8%) for 2,616 yards. As a junior he competed against current St. Louis Rams quarterback Chris Chandler and won the starting job. Prior to enrolling at UW Millen spent two seasons at Santa Rosa (Calif.) Junior College where he threw for 1,217 yards and eight TDs. Millen was a National

Football Foundation Hall of Fame Academic All-American at Washington where he also earned GTE Academic All-America honors.

**PERSONAL:** Hugh B. Millen was born in Des Moines, Iowa. He is a graduate of Roosevelt High School in Seattle, located just several miles from the University of Washington campus. Millen is single and makes his home in Seattle.

### Millen's Professional Record

#### PASSING

Year	Club	Games	Starts	Att.	Comp.	Pct.	Yds.	TD	Int.	Rating
1986	Rams			DNP - INJURED RESERVE						
1987	Rams	1	0	1	1	100.0	0	0	0	79.2
1988	Atlanta	3	0	31	17	54.8	215	0	2	49.8
1989	Atlanta	5	1	50	31	62.0	432	1	2	79.8
1990	Atlanta	2	2	63	34	54.0	427	1	0	80.6
1991	New Eng.	13	13	409	246	60.1	3,073	9	18	72.5
1992	New Eng.	7	7	203	124	61.1	1,203	8	10	70.3
1993	Dal/Miami	0	0	0	0	0.0	0	0	0	0.0
1994	Denver	5	2	131	81	61.8	893	2	3	77.6
<b>TOTAL</b>		<b>36</b>	<b>25</b>	<b>688</b>	<b>534</b>	<b>60.1</b>	<b>6,243</b>	<b>21</b>	<b>35</b>	<b>73.2</b>

#### RUSHING

Year	Club	Att.	Yds.	Avg.	TD
1986	Rams		DNP - INJURED RESERVE		
1987	Rams	0	0	0.0	0
1988	Atlanta	18	53	2.9	0
1989	Atlanta	1	0	0.0	0
1990	Atlanta	7	-12	-1.7	0
1991	New England	31	92	3.0	1
1992	New England	17	108	6.4	0
1993	Dallas/Miami	0	0	0.0	0
1994	Denver	5	57	11.4	0
<b>TOTAL</b>		<b>79</b>	<b>298</b>	<b>3.8</b>	<b>1</b>

**ADDITIONAL STATISTICS:** Fumbled twice and recovered one fumble for minus 11 yards, 1989; fumbled 10 times and recovered four fumbles for minus 17 yards, 1991; fumbled eight times for minus six yards, 1992; fumbled twice, 1994.

## 83 ANTHONY MILLER • Wide Receiver



**Birthdate** - April 15, 1965  
**Birthplace** - Pasadena, Calif.  
**Residence** - San Diego, Calif.  
**How Acquired** - FA, 1994  
**College** - Tennessee  
**High School** - John Muir HS  
 Santa Monica, Calif.  
**Height** - 5-11  
**Weight** - 190  
**Pro Year** - 8th  
**Year with Broncos** - 2nd

Anthony Miller showed last season that he is still one of the NFL's most dangerous receivers, with blazing speed and quick hands. The four-time Pro Bowler joins Mike Pritchard, Shannon Sharpe and several others to form what could be one of the league's most talented receiving corps, hoping to give John Elway plenty of targets in '95. He needs just 16 receptions to reach 450 for his career, and 66 to reach 500. In the last three seasons Miller has now amassed 3,329 receiving yards (average of 1,110 per season), fifth-best in the NFL and best among AFC receivers. He is also only the eighth player in league history to achieve 1,000 receiving yards in a season with two different clubs, having done so three times for San Diego (1989, '92, '93) and once for Denver. **1994:** Miller came to the Broncos as

a free agent in the 1994 offseason from the San Diego Chargers and made his presence felt by finishing the season with 60 catches for 1,107 yards and five touchdowns. That yardage total led the Broncos and was sixth in the AFC, while the 60 catches were third-most on the squad. He also became just the fourth Bronco to surpass the 1,000-yard mark in a season, joining Lionel Taylor (four times), Steve Watson (three times) and current teammate Vance Johnson (once). Shannon Sharpe (1,010 yards) would surpass the 1,000-yard mark later in the year to give the Broncos two 1,000-yard receivers in the same season for the first time in club history. He was a model of consistency and steady improvement in 1994, as suggested by the following statistical breakdowns: His per-catch average increased each month, as he averaged 13.5 yards in September, 14.5 in October, 17.6 in November and 26.9 in December. In eight home games he caught 30 passes for 560 yards (18.7 average), while in eight road games he caught 30 for 546 yards (18.2). In addition, he caught 29 passes for 530 yards (18.3 average) in the first half of games, compared to 31 passes for 577 yards (18.6) in the second half of games. Miller had five 100-yard games - four of which came in the season's final six weeks - marking just the fifth time a Broncos receiver has posted that many in a season. (Taylor had seven in 1960 and five in '61, while Watson had five in 1981 and '83). He now has 24 100-yard receiving games in his seven-year career. He came within one yard of making it six 100-yard games, amassing 99 yards receiving against Kansas City (10/17). Over the last six games of the season, Miller hauled in 27 passes (4.5 per game) for 649 yards (108.2 per game), an average of 24 yards per catch. Miller posted his first 100-yard game as a Bronco in game two at the New York Jets (9/11) when he caught six passes for 105 yards. He became only the third Bronco to top the 100-yard mark in three consecutive games when he accomplished the feat with 102 against Atlanta (11/20), 116 against Cincinnati (11/27) and a season-high 153 at Kansas City (12/4), joining Lionel Taylor (1960) and Mark Jackson (1988). His 102-yard performance against Atlanta (11/20), coupled with Cedric Tillman's 175-yard effort gave Denver two 100-yard receivers in the same game for the 15th time in history. He posted the longest reception of his career in a 118-yard performance at San Francisco (12/17) when he took a Hugh Millen pass just beyond the line of scrimmage and advanced it 75 yards to the San Francisco one-yard line for a 76-yard gain. It was the third-longest non-scoring pass play in franchise history. His previous longest catches of the year (57 and 54 yards) came in the Broncos' 20-17 overtime win at Kansas City (12/4). **1993:** Miller finished second in the AFC in receptions with a career-high 84 catches for 1,162 yards and seven touchdowns. He led his Charger team in receptions in 10 of 16 regular season games and had a career-best six 100-yard receiving games, the most since Kellen Winslow's six in 1982. That gave Miller 19 100-yard receiving days in his career. In the season finale at Tampa Bay (1/2) Miller caught seven passes for 119 yards and a touchdown. His big day reception-wise came at Seattle (10/3), where he caught a career-high 10 passes for 123 yards and a score. Miller's big yardage day came at Minnesota (11/7), where he racked up 142 yards on seven catches and a TD. **1992:** After arthroscopic knee surgery prior to training camp, Miller finished 1992 as the only AFC receiver to surpass the 1,000-yard mark, exploding after a slow start to finish fifth in the conference with 72 catches for 1,060 yards and eight touchdowns. He added four 100-yard receiving performances with his big yardage day coming at Cleveland, where he finished the day with 110 receiving yards on seven receptions. His big catch day came at Seattle, where he caught nine passes, tying his career mark. **1991:** Miller averaged nearly four catches per game despite being slowed by injuries in 1991. He still managed to surpass the 100-yard mark twice, going for 149 yards at the L.A. Rams (10/13) and 124 yards versus Seattle (11/10). He finished the season second on the team in receptions with 44 for 649 yards and three touchdowns, missing the final three games because of injury. **1990:** Miller was selected to his second straight Pro Bowl following the 1990 season. He led the team for the second straight season in



receptions with 63 for 933 yards and seven touchdowns. He had a then-career-high nine receptions versus Cincinnati (9/16) and finished the season with a streak of 33 games with at least one reception. **1989:** Miller earned his first Pro Bowl berth with career highs of 75 receptions for 1,252 yards and 11 touchdowns. He led the team in receptions, while finishing fifth in the AFC in catches and second in yards. His 11 touchdowns were the most by a Charger since Chuck Muncie scored 13 in 1983, and his 10 receiving were the most since Wes Chandler's 10 in 1985. His 1,252 were the most since Kellen Winslow gained 1,290 yards in 1980. Miller caught fire in the second half of the season, catching 47 passes and scored seven touchdowns in the final eight games, compared to 28 catches and two TDs in the first eight. He caught five or more passes in each of the final eight games, and finished the season with five 100-yard games. He made a then-career-high eight receptions at Washington (12/10) and racked up a career-high 162 yards versus Houston (9/17). Miller returned a kickoff 91 yards for a score versus the Raiders, becoming the only Charger in team history to return two kickoffs for touchdowns. He ended the year with numerous honors, including Pro Bowl, second team All-NFL (College and Pro Football Weekly), All-AFC (Pro Football Weekly), and second team All-AFC (UPI). **1988:** Miller finished his rookie season second on the team in receptions with 36 for 526 yards and three touchdowns. He also finished the year with a 25.9-yard kickoff return average, third in the NFL, with one touchdown. His lone kickoff return for a touchdown went for 93 yards versus the Rams. Miller was the Chargers first-round selection in 1988, the 15th player taken overall in the draft.

**COLLEGE:** Miller was a preseason All-America choice prior to his senior year at the University of Tennessee in 1987. His senior season was interrupted for five games because of a knee injury, finishing the year with just 11 receptions. As a junior Miller averaged 18.5 yards on 36 catches, ended the campaign 667 yards and five touchdowns. He was also a track star at Tennessee where he majored in physical education.

**PERSONAL:** Anthony is single and makes his offseason home in San Diego, Calif. He played just one year of football at John Muir HS in Pasadena, Calif., before signing a track scholarship to San Diego State. He ran the 100 meters in 10.3 seconds and the 200 meters in 20.6 seconds as a prepster. His full name is Lawrence Anthony Miller.

#### Miller's Professional Record RECEIVING

Year	Club	Games	Starts	No.	Yds.	Avg.	TD
1988	- San Diego	16	15	36	526	14.6	3
1989	- San Diego	16	16	75	1252	16.7	10
1990	- San Diego	16	16	63	933	14.8	7
1991	- San Diego	13	12	44	649	14.8	3
1992	- San Diego	16	16	72	1060	13.8	7
1993	- San Diego	16	16	84	1162	14.9	7
1994	- Denver	16	16	60	1107	18.5	5
<b>TOTAL</b>		<b>109</b>	<b>107</b>	<b>434</b>	<b>6689</b>	<b>15.4</b>	<b>42</b>

#### KICKOFF RETURNS

Year	Club	No.	Yds.	Avg.	TD
1988	- San Diego	25	646	25.9	1
1989	- San Diego	21	533	25.4	1
1990	- San Diego	1	13	13.0	0
1991	- San Diego	0	0	0.0	0
1992	- San Diego	1	33	33.0	0
1993	- San Diego	2	42	21.0	0
1994	- Denver	0	0	0.0	0
<b>TOTAL</b>		<b>50</b>	<b>1269</b>	<b>25.4</b>	<b>2</b>

#### RUSHING

Year	Club	No.	Yds.	Avg.	TD
1988	- San Diego	7	45	6.4	0
1989	- San Diego	4	21	5.3	0
1990	- San Diego	3	13	4.3	0
1991	- San Diego	0	0	0.0	0
1992	- San Diego	1	-1	-1.0	0
1993	- San Diego	0	0	0.0	0
1994	- Denver	0	0	0.0	0
<b>TOTAL</b>		<b>15</b>	<b>78</b>	<b>5.2</b>	<b>0</b>

#### SINGLE GAME HIGHS

**Most receptions** - 10 at Seattle, 10/3/93. **Most receiving yards** - 162 vs. Houston, 9/17/89. **Longest reception** - 76 at San Francisco, 12/17/94. **Most touchdowns** - 2 seven times, last time vs. Miami, 12/12/93.

#### ANTHONY MILLER VS. NFL

TEAM	RECEPTIONS	YARDS	TD	AVERAGE
Atlanta	8	121	2	15.1
Chicago	4	46	0	11.5
Cincinnati	20	321	2	16.1
Cleveland	21	316	3	15.0
Buffalo	2	17	1	8.5
Dallas	4	44	0	11.0
Denver	38	476	1	12.5
Green Bay	8	103	0	12.9
Houston	15	269	3	17.9
Indianapolis	20	302	0	15.1
Kansas City*	55	942	4	17.1
L.A. Raiders	34	497	2	14.6
L.A. Rams	13	244	1	18.8
Miami*	13	191	2	14.7
Minnesota	7	142	1	20.3
New Orleans	10	201	1	20.1
N.Y. Giants	3	34	0	11.3
N.Y. Jets	21	325	4	15.5
Philadelphia	5	129	2	25.8
Phoenix	7	134	2	19.1
Pittsburgh	24	308	2	12.8
San Diego	9	65	1	7.2
San Francisco	8	206	1	25.8
Seattle	65	938	5	14.4
Tampa Bay	16	236	2	14.8
Washington	8	152	1	19.0
<b>Totals</b>	<b>438</b>	<b>6759</b>	<b>42</b>	<b>15.4</b>

\*Includes playoffs

#### ANTHONY MILLER'S YARDAGE FROM 1992-1994 (vs. THE NFL)

PLAYER	1992	1993	1994	TOTAL
Jerry Rice, SF	1201	1503	1499	4203
Michael Irvin, Dal	1396	1330	1241	3967
Sterling Sharpe, GB	1461	1274	1119	3854
Andre Rison, Atl	1119	1242	1088	3449
<b>Anthony Miller, SD</b>	<b>1060</b>	<b>1162</b>	<b>1107</b>	<b>3329</b>
Tim Brown, Rai	693	1180	1309	3182
Cris Carter, Min	681	1071	1256	3008

#### NFL PLAYERS WITH 1,000 RECEIVING YARDS FOR TWO TEAMS

Player	Team	1,000-yard Seasons	Team	1,000-yard Seasons
Anthony Miller	Denver	1994	San Diego	1989, '92, '93
Irving Fryar	Miami	1993	New England	1991
James Lofton	Buffalo	1991	Green Bay	1980-81, '83-85
Wes Chandler	San Diego	1982, '85	New Orleans	1979
Harold Jackson	New England	1979	Philadelphia	1969, '72
Art Powell	Oakland	1963-64	N.Y. Titans	1960, '62
Del Shofner	N.Y. Giants	1961-63	L.A. Rams	1958
Tommy McDonald	L.A. Rams	1965	Philadelphia	1961-62

## 14 BILL MUSGRAVE • Quarterback



**Birthdate** - Nov. 11, 1967

**Birthplace** - Grand Junction, Colo.

**Residence** - Grand Junction, Colo.

**How Acquired** - Unrestricted FA, 1995

**College** - Oregon

**High School** - Grand Junction HS  
Grand Junction, Colo.

**Height** - 6-2

**Weight** - 196

**Pro Year** - 5th

**Year with Broncos** - 1st

Bill Musgrave comes to the Broncos as an unrestricted free agent from the San Francisco 49ers, and will get an excellent opportunity to compete for the backup role at quarterback to John Elway. he is

considered to be an accurate passer who reads defenses well. Musgrave already has an excellent grasp of the Broncos' new offense since he studied it for three years under current Broncos head coach Mike Shanahan. He was also coached by new Broncos offensive coordinator Gary Kubiak (Brian Pariani was also an assistant) and played with current Broncos running back Sheldon Canley at San Francisco. **1994:** Musgrave was designated as the third quarterback for every regular and postseason for the 49ers. He was part of a 49er unit that won Super Bowl XXIX over San Diego (1/29/95), seeing action in the game and completing his only pass. **1993:** Musgrave was active but did not play in the first four games of the season. He replaced Steve Young for the final series versus Minnesota (10/3) but did not attempt a pass. Musgrave was inactive for weeks 6-18. He was also inactive for both the NFC Divisional Playoff Game versus the Giants (1/15/94) and the NFC Championship Game at Dallas (1/23/94). **1992:** Musgrave was active at the Giants (9/6) but did not play. He was inactive for weeks 2-14, and was then placed on injured reserve (12/15) with an injured left knee, causing him to miss both playoff games. **1991:** Musgrave joined the 49ers as a free agent when he was signed to their practice roster on Aug. 28. He had been waived by Dallas at the end of training camp. Musgrave was activated from the practice squad roster by the 49ers on Nov. 10 and was inactive versus New Orleans (12/1), at Seattle (12/8) and versus Kansas City (12/14). He made his NFL debut versus Chicago (12/23), replacing Steve Young late in the game and completing four of five passes for 33 yards, including his first professional touchdown pass. Musgrave was originally a fourth-round pick (107th overall) by Dallas in 1991.

**COLLEGE:** Musgrave finished an excellent four-year career at Oregon as the school's career record-holder in 15 different offensive categories, including: pass attempts (1,106), completions (643), touchdown passes (60) and completion percentage (.573). His touchdown pass mark was second in Pac-10 (60) behind John Elway at the end of his career, and is now third behind former Stanford QB Steve Stenstrom, while his career yardage total of 8,343 now stands fourth behind Stenstrom, Erik Wilhelm (Oregon State) and Elway. He was named All-Pac-10 and honorable mention All-America as a senior. He led the Ducks to consecutive bowl appearances in his junior and senior seasons, the school's first back-to-back bowl berths since 1947-48. He also participated in the East-West Shrine Game, Hula and Japan Bowls following his senior season. Musgrave was a three-time Pac-10 All-Academic selection and was named the nation's All-Academic Player of the Year. He received an NCAA post-graduate scholarship as well as the National Football Foundation's Scholar-Athlete Award for his academic achievements.

**PERSONAL:** A native of Grand Junction, Colo., Musgrave starred in football at Grand Junction HS where he was named the Colorado High School Athlete of the Year for 1985, tossing a state-record 30 touchdown passes. He was also winner of the *Denver Post* Gold Helmet Award as the state's top scholar-athlete. He is single.

#### Musgrave's Professional Record

PASSING									
Year	Club	Games	Starts	Att.	Comp.	Pct.	Yds.	TD	Int.
1991	- San Fran.	1	0	5	4	80.0	33	1	0
1992	- San Fran.	0	0	0	0	0.0	0	0	0
1993	- San Fran.	1	0	0	0	0.0	0	0	0
1994	- San Fran.	0	0	0	0	0.0	0	0	0
<b>TOTAL</b>	<b>.....2</b>	<b>0</b>	<b>5</b>	<b>4</b>	<b>80.0</b>	<b>33</b>	<b>1</b>	<b>0</b>	<b>133.8</b>

## 66 TOM NALEN • Center



**Birthdate** - May 13, 1971  
**Birthplace** - Boston, Mass.  
**Residence** - Denver, Colo.  
**How Acquired** - Draft #7c, 1994  
**College** - Boston College  
**High School** - Foxboro HS  
 Foxboro, Mass.  
**Height** - 6-3  
**Weight** - 280  
**Pro Year** - 2nd  
**Year with Broncos** - 2nd

Tom Nalen looks to contend for the starting center job in a competition with Keith Kartz and Joe Burch following the departure of Dave Widell to the Jacksonville Jaguars. **1994:** Nalen played in seven games for the Broncos, including a start at left guard in his first NFL appearance against the Rams (11/6). Nalen continued to make appearances on the offensive line over the remainder of the season. Nalen entered camp in July as a rookie draft choice out of Boston College, was waived just prior to the start of the regular season and then re-signed to the practice squad Sept. 6. He was signed to the active roster the week of the Rams game to start in place of an injured Jon Melander.

**COLLEGE:** Nalen was a three-year starter in his five seasons at Boston College, earning numerous honors that included third-team Associated Press All-America, second-team All-Big East, and first-team ECAC citations. He closed out his outstanding college career with appearances in the East-West Shrine and Senior Bowl games. In 1993 Nalen was an honorable mention All-American and All-Big East second-team pick by *The Poor Man's Guide* to the NFL Draft, starting all year and leading the way as the Eagles ranked fourth in the nation in total offense (506.4 yards per game). Nalen's blocking was a key factor in the Boston College upset win over Notre Dame in South Bend. Nalen started every game from 1991-93 after serving as the deep-snapper, backup center and then starting center for the last three games in 1990. He redshirted in '89.

**PERSONAL:** A native of Boston, Mass., Nalen lettered three times each in football and basketball and twice in track at Foxboro (Mass.) HS. He was All-Hockamack League and an all-state selection by the *Boston Globe*, *Boston Herald*, *Sun Chronicle*, and *Patriot Ledger*, adding state Lineman of the Year honors as a senior. Tom led the team to a pair of Division III titles and played in the Shrine All-Star Game, serving as team captain in both football and basketball. An all-conference and team MVP in basketball, he was named to the Academic All-State team by the Massachusetts Basketball Coaches Association. Tom has his degree in accounting from Boston College and would like ultimately to become a certified public accountant. Tom likes golf, basketball, and video games, and he has the strange superstition of not allowing his practice uniform to be washed during the season. His full name is Thomas Andrew Nalen.

#### Nalen's Professional Record

Year	Club	Games	Starts
1994	- Denver	7	1
<b>TOTAL</b>	<b>.....7</b>	<b>1</b>	

## 91 WILLIE OSHODIN • Defensive End



**Birthdate** – September 16, 1969  
**Birthplace** – Benin City, Nigeria  
**Residence** – Denver, Colo.  
**How Acquired** – FA 1992  
**College** – Villanova  
**High School** – Georgetown Prep HS  
 Rockville, Md.  
**Height** – 6-4  
**Weight** – 260  
**Pro Year** – 4th  
**Year with Broncos** – 4th

Willie Oshodin returns for his fourth season in Denver to provide depth on the Broncos' new-look defensive line. Oshodin will compete for playing time with several new free agent additions. **1994:** Oshodin played in 13 games for the Broncos as a reserve defensive lineman and special teams players. He finished the season with five total tackles, all solo. Oshodin made his first appearance of the season in game three against the Raiders (9/18) and recorded one tackle after being on the inactive list for the first two games. Oshodin made two tackles each against Atlanta (11/20) and New Orleans (12/24). **1993:** Oshodin was considered a long shot to make the Bronco roster in 1993 after missing his entire rookie season with a foot injury, but he quickly made believers out of the coaching staff and fellow players during the preseason and maintained his steady play throughout the year. For the year he was credited with 21 solo tackles, 15 assists, one sack, and one forced fumble. His sack came in the season opener at the New York Jets (9/5), and his forced fumble came versus Indianapolis (10/3). **1992:** Oshodin spent the entire year on the physically unable to perform list.

**COLLEGE:** Oshodin earned All-ECAC honors as a defensive end at Villanova and was a G.T.E. Regional Academic All-American four consecutive years. He began his Wildcat career as a linebacker, but was moved to the defensive line his sophomore year. For his career Oshodin recorded nine sacks and 82 tackles, and was named team captain as a senior. He has a degree in international business and has completed one year of work toward his MBA.

**PERSONAL:** Willie is single and makes his offseason home in Denver, Colo. He attended Georgetown Prep HS in Rockville, Md., lettering twice in lacrosse and once in football. He lists music and electronics as hobbies. One of five children, Oshodin moved to the United States at age 12 for education, starting at Harker Academy in San Jose, Calif. His full name is William Ehizela Oshodin.

### Oshodin's Professional Record

Year	Club	Games	Starts	Tackles	Assists	Total	Sacks
1993	– Denver	15	5	21	15	36	1
1994	– Denver	13	0	5	0	5	0
<b>TOTAL</b>		<b>28</b>	<b>5</b>	<b>26</b>	<b>15</b>	<b>41</b>	<b>1</b>

### REACHING A MILESTONE

John Elway's next touchdown pass will be the 200th of his career. He will join an illustrious group of only 17 quarterbacks to have thrown that many touchdown passes in their careers. The most recent to do so was Warren Moon of Minnesota, who did it during the 1994 season. With 2,267 yards passing, he will become the sixth quarterback in league history to throw for 40,000 yards in a career, a task most recently accomplished by Joe Montana in 1994 with the Kansas City Chiefs.

## 95 MICHAEL DEAN PERRY • Def. Tackle



**Birthdate** – August 27, 1965  
**Birthplace** – Aiken, S.C.  
**Residence** – Aiken, S.C.  
**How Acquired** – Unrestricted FA, 1995  
**College** – Clemson  
**High School** – South Aiken HS  
 Aiken, S.C.  
**Height** – 6-1  
**Weight** – 290  
**Pro Year** – 8th  
**Year with Broncos** – 1st

Michael Dean Perry, one of the most sought-after free agents this past offseason, signed with the Broncos as an unrestricted free agent from the Cleveland Browns and will immediately improve a revamped Broncos' defensive line. The five-time Pro Bowler has been one of the most consistent performers at his position during his seven-year career, with his quickness and agility for a player his size being the keys to his success. During his career, he has played in 108 regular season games (89 starts) and five playoff games (five starts). He has registered 506 tackles (379 solo), 51 1/2 sacks (fourth in Browns' history), 10 forced fumbles, seven recovered fumbles and 15 passes defended in his regular season career. He also has 17 tackles and 18 quarterback pressures in postseason play. He, along with former Browns teammate – and current Bronco linemate – James Jones, were part of a defense that gave up 17 points or less in 43 of their last 64 regular season games. **1994:** Perry played in 14 games, including 13 starts, and registered 69 stops (46 solo), four sacks and three passes defended en route to his fifth Pro Bowl appearance in the last six seasons. He was named to the starting lineup for the third time in his career (1989 and '90). He was also named second-team All-Pro and All-AFC by *Football News*. Perry had five tackles and one pass deflection in the season opener at Cincinnati (9/4) in a 28-20 victory. He had six tackles and three QB pressures vs. Pittsburgh (9/11). Perry recorded two solo stops and four QB pressures vs. Arizona (9/18). He had five stops and four QB pressures in an 11-8 win at Houston (10/13). Perry registered six solo tackles, four QB pressures and a batted pass in a 37-13 win vs. Cincinnati (10/23) in his 100th pro game. He recorded six stops and two more QB pressures at Denver (10/30) before leaving the game with a bruised shoulder. He was inactive (11/6) vs. New England. He returned to action at Philadelphia and had seven tackles, two sacks and a forced fumble in a 26-7 victory. He was credited with nine tackles at Kansas City (11/20). He recorded a solo stop and a QB pressure vs. the Giants (12/4) before leaving the game with back spasms. He did not start at Dallas (12/10) due to back pain, but saw action and recorded two tackles and two QB pressures in a 19-14 win. He had five tackles and one sack at Pittsburgh (12/18). In an AFC Wild Card Game vs. New England (1/1/95) he had four QB pressures and one tackle in a 20-13 win. On 1/7/95, he had three solo tackles and a QB pressure at Pittsburgh in an AFC Divisional Playoff Game. **1993:** Perry played in all 16 games with three starts. He had 81 tackles (63 solo), six sacks, two forced and two recovered fumbles. He earned Pro Bowl honors and was named to the *Sporting News* All-Pro Team. He led the team with 11 stops (nine solo) and two sacks in an opening-day victory vs. Cincinnati (9/5). One of his sacks of David Klingler forced a fumble. He recorded six tackles and recovered a fumble in a 23-13 Monday Night win vs. San Francisco. He had seven tackles (six solo) and one sack at Atlanta (11/28). He duplicated his stats against the Falcons when the Browns beat New Orleans 17-13 (12/5). He recorded the 47th sack



of his career at Houston (12/12) to move into fourth place on the team's all-time sack list. He had six tackles, including two half sacks at Pittsburgh (1/2/94). **1992:** Perry started all 14 games in which he played. He finished the season with 51 tackles (39 solo), eight-and-a-half sacks and three passes defended. He earned first-team All-NFL from the *Sporting News*. Due to an injury to his knee suffered in the preseason, he was inactive for the second and third games of the season (9/14 vs. Miami and 9/20 at Raiders). He had an eight-yard sack and four QB pressures vs. Denver (9/27). He registered the 35th sack of his career at New England (10/25) to move into fifth place on the team's all-time sack list. He had five tackles and one-and-a-half sacks in a 27-14 win over Chicago (11/29). He recorded two sacks among his five solo tackles, and had five QB pressures in a 37-21 win over Cinc. (12/6). He had his second straight two-sack game at Detroit (12/13) and was second on the team with eight total tackles (seven solo). He had five stops and a sack at Pittsburgh (12/27). **1991:** Perry played in all 16 games, starting 15. He finished the season with 81 tackles (64 solo), eight-and-a-half sacks, two forced fumbles and two passes defended. He was the only Brown to be named to the Pro Bowl, while also earning second-team AP All-Pro honors. He was also named *USA Today* and NFLPA Outstanding Player, NEA All-Pro, *Sporting News* All-Pro, *Pro Football Weekly* All-AFC and Cleveland Touchdown Club Defensive Player of the Year. He did not start in the season-opener vs. Dallas due to contractual holdout, but still played against the Cowboys. On 9/8, he had eleven stops (nine solo) and two sacks at New England. On 9/22 at the Giants, he recorded a season-high 10 solo tackles, one assist, two sacks and a forced fumble. He had his third two-sack game of the year vs. Philadelphia (11/10), along with seven tackles (six solo). In season-finale at Pittsburgh he had four tackles, one-and-a-half sacks and a blocked field goal attempt. **1990:** Perry started all 16 games en route to his best professional season to date. He had 101 tackles (85 solo), 11 1/2 sacks, two forced fumbles, and one fumble recovery. He was a Pro Bowl starter whose sack total and 28 QB pressures were the most by any NFL interior lineman. The sack total was also the seventh-best single-season mark in team history. He was named to AP's All-Pro team, UPI's All-AFC team, PFWA's All-Pro team, NEA's All-Pro team, *Pro Football Weekly's* All-Pro team, *The Sporting News* All-Pro team, *College & Pro Football Weekly's* NFL All-Pro second team, and *Football Digest's* All-Pro team. He recorded two sacks for 29 yards in losses in the fourth quarter vs. Pittsburgh, among his six solo stops, and also had five QB pressures. He had two sacks at the Jets (9/16). He recorded his ninth sack of the season among his three tackles at Houston (12/9). He had a career-high two-and-a-half sacks vs. Atlanta (12/16). **1989:** Perry started all 16 regular season games, and two playoff games. He had 92 tackles (62 solo), seven sacks, 49 QB pressures, two forced and two recovered fumbles, and a career-high seven passes defended in regular season play, and added nine stops and nine QB pressures in the playoffs. That season, Perry was named UPI Defensive Player of the Year, a Pro Bowl starter for the first time in his career, K.C. 101 Club Defensive Player of the Year, AP All-Pro, UPI All-AFC All-Star (first team), *Pro Football Weekly* All-Pro (AFC), *Football News* All-Pro (AFC) and Cleveland Touchdown Club Defensive Player of the Year. Perry also managed to draw 16 holding penalties during the season. He recorded six tackles and two sacks at Indianapolis (12/10), while also causing a fumble, batting a pass and recording two QB pressures. In the Pro Bowl, he recorded five tackles and a batted pass, starting at nose tackle alongside Bruce Smith and Lee Williams. **1988:** Perry played in all 16 games as a rookie, starting two, and played in the Browns' playoff game vs. Houston (12/24/188). He finished the year with 25 tackles (20 solo), six sacks, and two forced and two recovered fumbles. He also returned one of his fumble recoveries for his only professional touchdown. He recorded his first career sack in a 23-17 win over Indianapolis (9/19). He sacked Boomer Esiason on the

game's last play to preserve a 23-16 win vs. Cincinnati. He had his first career two-sack game on 11/20 vs. Pittsburgh, and also had three tackles, one QB pressure and a fumble recovery against the Steelers. He scored on a 10-yard fumble for his first professional TD vs. Houston. He started the final two games of the year (12/12 at Miami, his first NFL start) and the AFC Wild Card Game vs. Houston (12/24/188). Perry was Cleveland's second-round selection, the 50th player taken overall in the 1988 NFL draft.

**COLLEGE:** Perry holds Clemson's all-time sack mark with 28, breaking the mark previously held by his brother, William "Refrigerator" Perry (played with Bears and Eagles). As a senior (1987), Michael Dean won the ACC Defensive Player of the Year Award, as well as second-team All-America honors from *The Sporting News* and *Football News*. He was one of the three finalists for the Outland Trophy, given to the nation's best down lineman. Perry earned first-team All-ACC and AP All-America honorable mention as a junior. He was hampered by an ankle injury and played in only 37% of the defensive snaps. He still led the team with nine sacks and 15 tackles for 84 yards in losses. He missed five games due to a fractured right fibula (9/31/85) as a sophomore. As a freshman, he recorded 15 tackles for loss, including seven sacks, second to his brother William's 26 loss-tackles as a senior in 1984. Michael Dean earned first-team freshman All-America honors in 1984 after redshirting in 1983. He was a recreation and parks major.

**PERSONAL:** Michael Dean starred at South Aiken (SC) HS, capturing all-conference and all-district honors three straight years. During the 1990 season with the Browns, he and teammate Eric Metcalf delivered pizzas on Monday nights as part of a Pizza Hut promotional campaign. He has participated in the Foot Locker Slam Fest competition (Jan., 1991) in Boca Raton, Fla., against such athletes as Barry Sanders, Deion Sanders and Barry Bonds. Michael is also only the second athlete (after Michael Jordan) to have a McDonald's hamburger named after him (The "MDP"). He has also participated on the Browns' charity basketball team. He is one of 12 children. He and his wife Trini have three daughters (Taylor Denise, Amber, and Tyrah). His full name is Michael Dean Perry.

#### Perry's Professional Record

Year	Club	Games	Starts	Tackles	Assists	Total	Sacks
1988	Cleveland	16	2	20	5	25	6.0
1989	Cleveland	16	16	62	30	92	7.0
1990	Cleveland	16	16	85	22	107	11.5
1991	Cleveland	16	15	64	17	81	8.5
1992	Cleveland	14	14	39	12	51	8.5
1993	Cleveland	16	13	63	18	81	6.0
1994	Cleveland	14	13	46	23	69	4.0
TOTAL		108	89	379	127	506	51.5

**ADDITIONAL STATISTICS:** Two fumbles recovered (one TD), two caused fumbles, 1988; two recovered fumbles, two forced fumbles, seven passes defended, 1989; two fumbles caused, one fumble recovered, 1990; two fumbles caused, two passes defended, 1991; three passes defended, 1992; two fumbles caused, two fumbles recovered, 1993; three passes defended, 1994.

#### Perry's Postseason Record

Year	Club	Games	Starts	Tackles	Assists	Total	Sacks
1988	Cleveland	1	1	2	0	2	0
1989	Cleveland	2	2	9	0	9	0
1994	Cleveland	2	2	4	0	4	0
TOTAL		5	5	15	0	15	0

# 81 MIKE PRITCHARD • Wide Receiver



**Birthdate** – October 25, 1969  
**Birthplace** – Shaw Air Force Base, S.C.  
**Residence** – Denver, Colo.  
**How Acquired** – Trade (Atlanta), 1994  
**College** – Colorado  
**High School** – Rancho HS  
 Las Vegas, Nev.  
**Height** – 5-11  
**Weight** – 186  
**Pro Year** – 5th  
**Year with Broncos** – 2nd

Mike Pritchard looks to put together a full season of the type of numbers he produced last year in his injury-shortened first season with the Broncos. Now recovered from a lacerated kidney, he is back to join a multi-talented receiving corps that includes Shannon Sharpe and Anthony Miller, both of whom topped the 1,000-yard receiving mark a year ago. Pritchard will look to re-establish himself as one of John Elway's prime targets after developing into that role early last year. He came to the Broncos via a trade with the Atlanta Falcons on draft day 1994. Pritchard is a local favorite, playing his college ball at the University of Colorado in Boulder. In his first three years in the league, Mike put up some very impressive numbers, and was on the way to continuing that last year until the injury. His three-year total of 201 receptions ranks fifth all-time, one more than perennial All-NFL receiver Jerry Rice had in his first three seasons, and one behind Gary Clark. **1994:** Pritchard was off to fantastic start in his first year with the Broncos before being sidelined with a lacerated kidney after just three games. The injury occurred in practice Sept. 23 while diving to catch a pass in practice, and forced him to endure six months of complete inactivity while it healed. He was inactive for games 4-8 and was then placed on injured reserve Nov. 2 where he spent the remainder of the season. Prior to the injury Pritchard recorded impressive three-game totals of 19 catches for 271 (14.3 average) yards and one touchdown. He made his Broncos debut Sept. 4 against San Diego and quickly had the best game of his short season. He caught five passes for 119 yards, including a 50-yard touchdown from John Elway just 2:39 into the game for the Broncos' first score of the season. He then topped that number of catches the following week with nine for 100 yards at the New York Jets (9/11). Pritchard caught five more for 52 yards against the Raiders (9/18) in what would turn out to be his last game of the year. **1993:** Pritchard finished the year with 74 catches for 736 yards and seven touchdowns. His big game came in the season opener at Detroit, where he caught a team-leading 10 passes for 97 yards. He had a two-touchdown day in a big win over Dallas, finishing with six catches for 71 yards. Pritchard finished the '93 season with at least one catch in every game in which he participated. Pritchard was a member of a Falcon trio (Pritchard, Andre Rison, Michael Haynes) that led the NFL in receptions (232) and touchdowns (26). Pritchard and Rison's touchdown totals of 7 and 15 respectively, led the NFL among receiving tandems. **1992:** Mike continued to be a potent target in the Falcons' Red Gun offense in his second year in the system. He also was second on the club in receiving yards with 827 and third in touchdowns with five. He tied his personal best with a nine-catch affair against Dallas, which included the first 100-yard game of his career (105). The former Colorado product collected eight receptions (89 yards) versus the Jets and Bears (52 yards). He hauled in seven catches each against the Saints (85), Dolphins (46) and Rams (82), while establishing four of his top five career receiving yardage games in '92. He scored the Falcons' lone touchdown in the narrow 10-7 loss to the Saints from 14 yards out and grabbed four other

scoring passes versus the Packers (2 yards), Dolphins (18), Buccaneers (38) and Rams (11). He had six games with seven or more receptions in '92. In addition, Mike also carried the ball for the first time in his brief career, gaining 38 yards on three carries (long of 22) against the Rams in Week 9. **1991:** Pritchard was a unanimous All-NFL rookie in '91 for producing the second-best totals among all first-year receivers with 50 catches for 818 yards to trail only Lawrence Dawsey (55-218) of the Bucs. He posted the sixth-highest numbers by a rookie wideout No. 1 pick in the last 12 years with only Shawn Collins, Art Monk, Sterling Sharpe, Eddie Brown and Andre Rison ahead of him. He broke into the starting lineup 11 times in his initial season, ending up tied for second on the club charts with Michael Haynes. A nine-catch, 82-yard day against the Vikings was his best rookie outing. He flashed the skills that made him a No. 1 draft pick in his first preseason game in Jacksonville when he scored three touchdowns against the Rams in spectacular fashion with open field runs.

**COLLEGE:** Pritchard was a picture of versatility for Colorado with his ability to play tailback, wingback, wide receiver and returner. Mike averaged 18.8 yards every time he touched the ball in a Buffalo uniform. Breaking it down further, he boasted averages of 26.4 per reception (second best ever), 10.6 per rush and 23.1 per kick return while scoring 15 career TD's. His longs were just as impressive through the air (70t, 67, 55, 52, 48, 45t and 44t yard catches) or on the ground (78t by rush, 70 and 68 on reverses, 77 KOR). He totaled 2,538 all-purpose yards for the Boulder, Colo., school, including 1,528 yards as a senior for the Co-National Champions, for an average of 123.1 an outing. His 284 total yards against Tennessee outdistanced another more heralded player's best game (268 yards by Raghieb Ismail of Notre Dame). As a senior, he established a single-season school record with his 733 receiving yards, and his 10 TD's were the second-most ever. His 217 rushing yards against Tennessee was the sixth-best total in the 102-year history of football at Colorado.

**PERSONAL:** Mike is single and makes his offseason home in Denver, Colo. He captured the prestigious Gatorade "Circle of Champions" National Player of the Year award for his exploits on the high school gridiron. An All-America and all-state selection at Rancho High in Las Vegas, he rushed for 1,213 yards with 17 TDs as a senior. That followed a junior season in which he scored 15 times with 1,108 yards on the ground to help the school to the Sunrise League title with a 9-2 record. The gifted runner further impressed scouts with a 169-yard rushing effort on only 14 carries in a postseason all-star game. He also had a track background as a prepster running the 100 meters and competing in the long jump. The economics major at Colorado has always been a big proponent of education. He was a member in good standing of the Academic Starters' program at CU which rewarded those athletes who held a high grade point average. Mike took the time to show his dedication to education while playing in Atlanta by posing in a Falcons uniform and graduation cap with the inscription, "The Most Important Head Gear You'll Ever Wear." The posters were given to every school in the state of Georgia. His full name is Michael Robert Pritchard.

## Pritchard's Professional Record

Year	Club	Games	Starts	No.	RECEPTIONS			TD	No.	RUSHING		
					Yds.	Avg.				Yds.	Avg.	TD
1991	Atlanta	16	11	50	624	12.5	2	0	0	0.0	0	
1992	Atlanta	16	15	77	827	10.7	5	5	37	7.4	0	
1993	Atlanta	15	14	74	736	9.9	7	2	4	2.0	0	
1994	Denver	3	0	19	271	14.3	1	0	0	0.0	0	
TOTAL		50	40	220	2458	11.2	15	7	41	5.9	0	

**ADDITIONAL STATISTICS:** Returned one kickoff for 18 yards, 1991.

## SINGLE-GAME HIGHS

**Most receptions** – 10 at Detroit, Sept. 5, 1993. **Most receiving yards** – 119 yards vs. San Diego, Sept. 4, 1994. **Longest reception** – 50t vs. San Diego, Sept. 4, 1994. **Most touchdowns** – 2 vs. Dallas, Nov. 21, 1993

## MIKE PRITCHARD VS. NFL

TEAM	RECEPTIONS	YARDS	TD	AVERAGE
Arizona	12	153	1	12.7
Buffalo	3	26	0	8.6
Chicago	12	75	0	6.3
Cincinnati	5	66	0	13.2
Cleveland	4	32	1	8.0
Dallas	18	206	0	11.4
Green Bay	9	94	1	10.4
Detroit	10	97	0	9.7
Houston	8	80	1	10.0
Kansas City	1	17	0	17.0
L.A. Raiders	7	92	0	13.1
L.A. Rams	20	125	1	6.2
Miami	7	46	1	6.5
Minnesota	9	82	0	9.1
New England	1	16	0	16.0
N.Y. Giants	8	89	0	11.2
N.Y. Jets	9	100	0	11.1
New Orleans*	28	315	3	11.2
Pittsburgh	3	43	0	14.3
San Diego	8	153	2	19.1
San Francisco	26	208	0	8.0
Seattle	2	17	0	8.5
Tampa Bay	9	137	1	15.2
Washington*	19	265	1	13.9
<b>Totals</b>	<b>238</b>	<b>2534</b>	<b>13</b>	<b>10.6</b>

\*Includes playoffs

MOST CATCHES IN FIRST THREE SEASONS  
(1991-93 for Pritchard)

1. Andre Rison (Ind. / Atlanta, 1989-91) .....215
2. Sterling Sharpe (Green Bay, 1988-90) .....212
3. Tom Fears (Los Angeles, 1948-50) .....212
4. Gary Clark (Washington, 1985-87) .....202
5. Mike Pritchard (Atlanta, 1991-93) .....201
6. Jerry Rice (San Francisco, 1985-87) .....200
7. Art Powell (Oakland, 1963-65) .....200

## 38 REGGIE RIVERS • Running Back



**Birthdate** – February 22, 1968  
**Birthplace** – Dayton, Ohio  
**Residence** – Littleton, Colo.  
**How Acquired** – FA, 1991  
**College** – Southwest Texas State  
**High School** – Randolph HS  
 San Antonio, Texas  
**Height** – 6-1  
**Weight** – 206  
**Pro Year** – 5th  
**Year with Broncos** – 5th

Reggie Rivers continued to be a versatile player for the Broncos in 1994, excelling on special teams and out of the backfield as a rusher and receiver. **1994:** Rivers played in all 16 games and finished the year with 83 rushing yards on 43 carries (1.9 average) and scored two rushing touchdowns. He also caught 20 passes for 136 yards, including a long-reception of 25 yards at Buffalo (9/26). He saw more time at running back after Rod Bernstine was sidelined with an injury. Rivers carried the ball a career-high 10 times at Seattle (10/9) for 24 yards. His top rushing

performance came at Kansas City (12/4) when carried the ball seven times for 25 yards. Rivers caught four passes for a season-high 37 yards in the game at Buffalo (9/26) and matched that number of catches (for 25 yards) in the season-fine versus New Orleans. **1993:** Rivers blocked two punts at critical times in the Broncos' wins over Cleveland (11/7) and Kansas City (12/12). At Cleveland, Rivers' blocked punt resulted in a safety, putting the Broncos up 9-0. Versus Kansas City, Rivers' block put the Broncos in position for the touchdown that put the team ahead for good. Rivers was the only NFL player to block two punts in the 1993 season. He also contributed at the running back position, compiling 50 yards rushing with one touchdown, and catching six passes with one TD. **1992:** Rivers emerged as one of Denver's key offensive performers in 1992. He moved into the starting fullback position midway through the season and ended the campaign second on the team in rushing with 282 yards and three touchdowns on 74 carries. He was third with 45 receptions for 449 yards and a score. He scored two game-winning touchdowns, one on a 20-yard run vs. Houston (10/18) with 1:34 left and also with a one-yard run against the Raiders (9/6) with just 55 seconds left in the game. Rivers rushed for a career-high 66 yards at Cleveland (9/27), including a 48-yard run. He set new career marks in receiving with nine catches for 76 yards at San Diego (10/25) and a 37-yard reception vs. Seattle (12/20). Rivers received the Broncos' 1992 Bob Martin Award, which is given annually to the Broncos player who is most cooperative with the media. He also received the team's Community Action Player Award for his volunteer service throughout Colorado. **1991:** He played primarily on special teams in 1991, although he did see some action as a back-up fullback. On the special teams unit Rivers registered 10 tackles, seven assists, and four knockdown blocks – enough to earn a spot on the *Pro Football Weekly* All-Rookie team as a special teams player. He also rushed two times for five yards.

**COLLEGE:** Rivers rushed for 2,507 yards and 10 touchdowns in four seasons at Southwest Texas State. Following a senior campaign in which he led the Southland Conference with 1,145 yards and five scores for the Bobcats, he earned numerous first- and second-team All-America honors, and was a first-team all-conference selection. In 1989 he was named second-team all-conference and as a freshman was a member of the conference's All-Academic squad.

**PERSONAL:** Reggie is single and lives in Littleton, Colo. Born in Dayton, Ohio, he lettered twice each in football, basketball, and track at Randolph HS in San Antonio, Tex. Reggie has a degree in journalism and writes a weekly Sunday sports column for the *Rocky Mountain News*, which is syndicated in 14 other newspapers. During the offseason he also hosts a Sunday afternoon radio program broadcast on KOA-850 AM, the Broncos' flagship station. He has interned at the *San Antonio (Tex.) Light*, the *Austin (Tex.) American-Statesman*, and *Newsday* (Long Island). Last year he co-authored the autobiography of Broncos teammate Vance Johnson, titled *The Vance: The Beginning and the End*. He is currently working on a novel about a professional football player, titled *Power Shift*. Reggie enjoys reading fiction novels and writing short stories and articles. His full name is Reginald C. Rivers.

## Rivers' Professional Record

Year	Club	Games	Starts	Att.	RUSHING			TD	No.	RECEIVING		
					Yds.	Avg.				Yds.	Avg.	TD
1991	– Denver	16	0	2	5	2.5	0	0	0	0	0.0	0
1992	– Denver	16	3	74	282	3.8	3	45	449	10.0	1	0
1993	– Denver	16	2	15	50	3.3	1	6	59	9.8	1	0
1994	– Denver	16	0	43	83	1.9	2	20	136	6.8	0	0
<b>TOTAL</b>		<b>64</b>	<b>5</b>	<b>134</b>	<b>420</b>	<b>3.1</b>	<b>6</b>	<b>71</b>	<b>644</b>	<b>9.1</b>	<b>2</b>	<b>0</b>

## SINGLE-GAME HIGHS

**Most rushing attempts** – 9 at Seattle, 11/30/92. **Most yards rushing** – 66 at Cleveland, 9/27/92. **Longest run** – 48 at Cleveland, 9/27/92. **Most receptions** – 9 at San Diego, 10/25/92. **Most receiving yards** – 76 at San Diego, 10/25/92. **Longest reception** – 37 vs. Seattle, 12/20/92.

**ADDITIONAL STATISTICS:** Fumbled twice and recovered one fumble, 1992; blocked two punts, 1993; fumbled once and recovered one fumble, 1994.



## 94 JEFF ROBINSON • Defensive End



**Birthdate** – February 20, 1970  
**Birthplace** – Spokane, Wash.  
**Residence** – Spokane, Wash.  
**How Acquired** – Draft #4, 1993  
**College** – Idaho  
**High School** – Ferris HS,  
 Spokane, Wash.  
**Height** – 6-4  
**Weight** – 265  
**Pro Year** – 3rd  
**Year with Broncos** – 3rd

Jeff Robinson saw more playing time last year in his second season and will look to increase that to an even greater amount in 1995. He is regarded as a very hard worker and a good pass rusher. **1994:** Robinson played in all 16 games as a backup defensive end and on special teams. He finished the season with 14 tackles (8 solo), one sack for one yard lost, and one pass defended. His sack came in the final game of the season against New Orleans (12/24). Robinson saw his most extensive action against Atlanta (11/20) and made two tackles (1 solo) with one pass defended. **1993:** Robinson played sparingly in his rookie season, but improved with each game. He showed a nose for the ball in limited action, picking up 3.5 sacks on the year. His most productive game came in the season finale at the L.A. Raiders. On the day, he was credited with two solo tackles, both sack-related, and one forced fumble.

**COLLEGE:** Robinson was a first-team Division I-AA All-America selection (Kodak, Walter Camp, Associated Press and Poor Man's Guide to the NFL Draft) as a senior at Idaho, along with being named to the All-Big Sky first team for the three straight years. He finished his collegiate career with 57.5 sacks, 16 passes defended, and 277 tackles as defensive end. As a senior Robinson recorded 13.5 sacks, 79 tackles (58 solo), 35 pressures, six forced fumbles, five passes defended, and 27 tackles for loss, and earned an invitation to play in the Senior Bowl. He earned a bachelor's degree in finance from Idaho.

**PERSONAL:** Jeff is single and makes his offseason home in Spokane, Wash. He was an All-Greater Spokane League selection during his three-year prep career at Ferris HS in Spokane, WA, lettering in basketball (2 years) and baseball (2) as well. Jeff was an honor roll student, graduating with a 3.7 GPA. His hobbies include waterskiing, snowmobiling and golf. His full name is Jeffrey William Robinson.

### Robinson's Professional Record

Year	Club	Games	Starts	Tackles	Assists	Total	Sacks
1993	– Denver	16	0	7	6	13	3.5
1994	– Denver	16	0	8	6	14	1.0
<b>TOTAL</b>		<b>32</b>	<b>0</b>	<b>15</b>	<b>12</b>	<b>27</b>	<b>4.5</b>

### FIRST, BUT NEVER FIRST

The Broncos are one of only six current NFL teams to have never picked first in the NFL or AFL Draft. The other five teams are the New York Jets, San Diego Chargers, Seattle Seahawks, and of course the Carolina Panthers and Jacksonville Jaguars.

## 16 TOM ROUEN • Punter



**Birthdate** – June 9, 1968  
**Birthplace** – Hinsdale, Ill.  
**Residence** – Aurora, Colo.  
**How Acquired** – FA 1993  
**College** – Colorado  
**High School** – Heritage HS,  
 Lakewood, Colo.  
**Height** – 6-3  
**Weight** – 215  
**Pro Year** – 3rd  
**Year with Broncos** – 3rd

Tom Rouen returns for his third year with the Broncos after establishing himself as one of the league's most consistent punters in 1994. **1994:** Rouen enjoyed an outstanding season, leading the entire NFL in net punting average at 37.1 yards. His overall average per punt of 42.9 tied him for third in the AFC. Rouen had just one punt in the season-opener, but served notice of the type of year he would have by booming a season-best 59-yarder. He matched that effort again later in the year at San Diego (10/23). His best average per punt (excluding the one-punt, 59-yard effort in the opener) came at Buffalo (9/26) when he covered 100 yards with his two punts (52, 48) for a 50.0-yard average. He was busiest in the game at the L.A. Raiders (12/11) with eight punts for 337 yards (42.1 average). For the season Rouen placed 23 of his 76 punts inside the opponents' 20-yard line. **1993:** Rouen punted exceptionally well after earning a roster spot in training camp and preseason. He finished second in the AFC and second in the NFL with a 45.0-yard punting average, fourth-best in Bronco history, and a 37.1-yard net average. Rouen's best game came at San Diego where he averaged 50.5 yards on six punts. **1992:** Rouen played for the World Football League's Ohio Glory, and participated in the training camp of the L.A. Rams. Rouen earned All-World League honors with a 41.5-yard punt average. **1991:** Rouen was a free agent in the New York Giants' training camp.

**COLLEGE:** Rouen finished his collegiate career with a 42.8-yard average, playing for both Colorado (1988-90) and Colorado State (1987). As a junior, Rouen led the nation in punting with a 45.9-yard average, earning him All-America honors.

**PERSONAL:** Tom is single and makes his offseason home in Aurora, Colo. He attended Heritage HS in Littleton, Colo., playing both football and baseball. Tom is heavily active in the community, frequently speaking at schools and functions in the metro Denver area. His full name is Thomas Francis Rouen.

### Rouen's Professional Record

PUNTING											
Year	Club	Games	Starts	No.	Yds.	Avg.	Net.	TB	In 20	LG	Blk.
1993	– Denver	16	0	67	3017	45.0	37.1	8	17	62	1
1994	– Denver	16	0	76	3258	42.9	37.1	8	23	59	0
<b>TOTAL</b>		<b>32</b>	<b>0</b>	<b>143</b>	<b>6275</b>	<b>43.9</b>	<b>37.1</b>	<b>16</b>	<b>40</b>	<b>62</b>	<b>1</b>

### MAKING HISTORY

The Broncos were the first AFL team to ever defeat an NFL team when they beat the Detroit Lions 13-7 on August 5, 1967, in a preseason game at the University of Denver Stadium.

## 69 MARK SCHLERETH • Guard



**Birthdate** – January 25, 1966  
**Birthplace** – Anchorage, Ak.  
**Residence** – Denver, Colo.  
**How Acquired** – Unrestricted FA, 1995  
**College** – Idaho  
**High School** – Robert Service HS, Anchorage, Ak.  
**Height** – 6-3  
**Weight** – 278  
**Pro Year** – 7th  
**Year with Broncos** – 1st

Mark Schlereth comes to the Broncos as an unrestricted free agent from Washington, where he was one of the mainstays in a long line of great Redskin offensive linemen. Overcoming various injuries throughout his career has given him a reputation as being one of the toughest players around the league. During his six-year career, he has played in 75 regular season games and seven postseason games, including a 37-24 victory over the Buffalo Bills in Super Bowl XXVI (1/26/92). He also was named to the 1991 NFC Pro Bowl squad, helping lead the Redskins to the World Championship. At one point in his career, he started 43 consecutive games and is one of the main reasons the Redskins were one of the most formidable rushing teams in the league in recent years. **1994:** Schlereth played in all 16 games – including five starts at right guard – and participated in 607 of a possible 1,016 snaps (60%). He played in every game despite having to recover from various physical problems that hampered his success in 1992 and '93. He played all of the season opener vs. Seattle (9/4) and a Week 15 (12/18) matchup vs. Tampa Bay. He also started the season finale at the Rams (12/24). **1993:** Schlereth played in nine games, starting eight. In week one, he and his offensive linemen helped Brian Mitchell to a 116-yard rushing performance vs. Dallas (9/6). They sealed the 35-16 victory over the defending world champions with a 99-yard drive late in the third quarter. He had started 43 consecutive games until he injured his left knee before a week three matchup at Philadelphia (9/19). He came back the following week and started every game until week nine at the Giants, when he was diagnosed with Guillain-Barre syndrome, a neurological condition that involves the destruction of the outside covering around nerves or the extensions of the nerve cells that carry signals. It strikes one out of every 100,000 people. Guillain-Barre syndrome short-circuits the route between the impulses sent from the brain and the body's muscles and produces weakness in the body's extremities. The syndrome tends to move up the body, from the feet to the legs to the thighs to the hands. It forced Mark to be placed on injured reserve for the rest of the season. **1992:** despite playing in constant pain on a left knee sprain and a right elbow sprain that required surgery on the same day following the season, Mark was the only Redskin offensive linemen to start every game at the same position, including both playoff games. **1991:** Schlereth enjoyed the finest season of his career, starting all 16 games and being selected to the Pro Bowl for the first time in his career. He also started all three playoff games, as the Redskins went on to win Super Bowl XXVI over Buffalo 37-24. He also earned three Redskin offensive player of the week honors (11/3 vs. Hou; 11/17 at Pitt.; 12/15 vs. Giants). He was one of the reasons the Redskins allowed a league-low nine sacks (team record) and had the league's seventh-best rushing attack (128.1 yards per game). The Redskins offensive line also helped to produce a 1,000-yard rusher that season in Earnest Byner, who finished the season with 1,048 yards on 274 carries (3.8 avg.) and five touchdowns. **1990:** Schlereth

played in 12 games, starting seven, and also started both playoff games. He started the first four games of the season, then suffered a sprained ankle at Detroit (11/4) that sidelined him for four weeks. He returned to the starting lineup in a 25-10 victory at New England (12/15). Schlereth started at Philadelphia in an NFC Wild Card Game (1/5) and at San Francisco in an NFC Divisional Playoff Game (1/12). **1989:** Mark started all six games in which he played during his rookie campaign. He got his first career start at right guard in a 10-3 victory at Philadelphia (11/12). He had to move into the starting lineup due to various injuries to the starters.

**COLLEGE:** Mark played nose tackle, defensive tackle, and center before settling into the guard spot his junior season at Idaho. Despite being hampered by knee and elbow injuries, Mark came back his senior season to help the Vandals to the I-AA semifinals and a school record 11 victories (11-2).

**PERSONAL:** Mark attended Robert Service HS, Anchorage, Ak., where he won the state heavyweight wrestling title despite being the lightest competitor at 210 pounds. He was one of the most active players in community and charity appearances as a member of the Redskins. He has talked to many children about his battle with dyslexia. He was named the Professional Athlete of the Year in the state of Idaho in 1991, edging out college teammate and current Redskins quarterback John Friesz. Mark and his wife Lisa have three children: daughters Alex and Avery, and son Daniel. Mark and his wife are also involved in Ronald McDonald House, and he is a past honorary co-chariman of Camp Dynamite, working with disadvantaged children in Southeast Washington, D.C. The one-week camp in Lancaster, Pa., exposes children to sports, singing, arts and crafts and other activities that aren't available in Southeast Washington. Schlereth is also the only native born Alaskan to play in the NFL. His former Redskin teammates nicknamed him Stinky, after stinkheads, an Eskimo delicacy made from rotting fish heads.

### Schlereth's Professional Record

Year	Club	Games	Starts
1989	– Washington	6	5
1990	– Washington	12	7
1991	– Washington	16	16
1992	– Washington	16	16
1993	– Washington	9	8
1994	– Washington	16	6
<b>TOTAL</b>		<b>75</b>	<b>59</b>

### Schlereth's Postseason Record

Year	Club	Games	Starts
1990	– Washington	2	2
1991	– Washington	3	3
1992	– Washington	2	2
<b>TOTAL</b>		<b>7</b>	<b>7</b>

### BY THE DECADE

By the decade, the Broncos posted a regular season record of 39-97-4 in the 1960s, 75-64-5 in the 1970s, 93-58-1 in the 1980s and are 41-39 so far in the 1990s. In the postseason they were 2-3 in the 1970s, 6-5 in the 1980s and are 1-2 thus far in the 1990s.

## 74 BILL SCHULTZ • Offensive Tackle



**Birthdate** – May 1, 1967  
**Birthplace** – Granada Hills, Calif.  
**Residence** – Fishers, Ind.  
**How Acquired** – Unrestricted FA, 1995  
**College** – Southern California  
**High School** – John F. Kennedy HS, Granada Hills, Calif.  
**Height** – 6-5  
**Weight** – 305  
**Pro Year** – 6th  
**Year with Broncos** – 1st

Bill Schultz joined the Broncos during the 1995 offseason as a free agent from the Houston Oilers. Schultz, a five-year NFL veteran, joins several other new faces on the Broncos' offensive line who will compete for open starting positions under the direction of line coach Alex Gibbs. Schultz played for Indianapolis from 1990-93, was signed by the Rams 7/8/94, was waived by the Rams 8/28/94, and then signed by the Oilers 9/4/94. **1994:** Schultz agreed to terms with the Oilers after the first regular season game at the Colts (9/4). He did not play in any games as a reserve guard, but did dress for games 5, 7 and 13-15. Schultz was placed on the inactive list for the other 10 games. **1993:** Schultz started the first 12 games of the season for Indianapolis at right guard before being sidelined with an ankle injury. He missed the next two games but returned to action at the Patriots (12/26) to start the final two games. **1992:** Schultz was a reserve guard and participated on special teams. He played in 10 games and started two. He was placed on injured reserve (11/13) with an ankle injury and missed games 10-13, but returned to the active roster on Dec. 12. He saw action on special teams at the N.Y. Jets (12/13) and started at right guard in place of the injured Ron Solt against the Cardinals (12/20) and at the Bengals (12/27). Schultz caught a three-yard touchdown pass from QB Jeff George on a tackle-eligible play versus the Chargers (10/18). **1991:** Schultz saw action in 10 games after starting the season on injured reserve with a knee injury. He started two games at left guard and seven at right guard, and missed the final two games after being placed on injured reserve (12/13) due to a virus. **1990:** Schultz saw limited special teams duty while seeing action in 12 games. He was drafted by the Colts with the second selection in the fourth round (94th overall) in 1990.

**COLLEGE:** Schultz started 10 games and the Rose Bowl at left tackle as a senior at Southern California. He earned the starting job at that position as a junior but was sidelined for the season due to injury. He redshirted in 1987 after transferring from Glendale (Calif.) Junior College where he spent his freshman and sophomore seasons. Schultz majored in public administration at USC.

**PERSONAL:** A native of Granada Hills, Calif., Schultz was all-state as a two-way tackle during his senior year at Kennedy High School. He was honorable mention All-CIF on offense as a junior, and also lettered in track and field with a shot put best of 54'-8". Bill and his wife, Deborah, make their offseason home in Indianapolis, Ind. His full name is William Schultz.

### Schultz's Professional Record

Year	Club	Games	Starts
1990	Indianapolis	12	0
1991	Indianapolis	10	9
1992	Indianapolis	10	2
1993	Indianapolis	14	14
1994	Houston	0	0
<b>TOTAL</b>		<b>46</b>	<b>25</b>

**ADDITIONAL STATISTICS:** Caught three-yard TD pass, 1992.

## 84 SHANNON SHARPE • Tight End



**Birthdate** – June 26, 1968  
**Birthplace** – Chicago, Ill.  
**Residence** – Glennville, Ga.  
**How Acquired** – Draft #7, 1990  
**College** – Savannah State  
**High School** – Glennville HS, Glennville, Ga.  
**Height** – 6-2  
**Weight** – 230  
**Pro Year** – 6th  
**Year with Broncos** – 6th

Shannon Sharpe has established himself as one Denver's most valuable offensive players in his first five seasons, whether catching the ball or blocking. This season the three-time Pro Bowler will team with the talented wide receiving duo of Mike Pritchard and Anthony Miller to give quarterback John Elway three very dangerous – and diverse – targets. **1994:** Sharpe was selected to his third straight Pro Bowl as he posted career-best numbers in receptions (87) and yardage (1,010), though he did not play in the Pro Bowl game because of ankle and knee injuries. His 87 catches were the most by any Bronco since 1961 (Lionel Taylor, 100) and the third-most all-time for a Denver player. He ranked fourth in the AFC and eighth in the NFL in receptions. His 1,010-yard total was second-best on the team as well as ninth in the AFC, and gave Sharpe his first 1,000-yard season after just missing with 995 in 1993. He joined Anthony Miller (1,107 yards) to give Denver two 1,000-yard receivers in the same season for the first time in franchise history. He scored four touchdowns and had six or more catches on eight occasions. He and his brother Sterling (Green Bay Packers) remain the only brother combination to lead their teams in receptions in the same year, as they have now done for three straight seasons. Sharpe matched his career high with 10 receptions (95 yards) in Denver's dramatic overtime victory at Kansas City (12/4), and followed that a week later with nine catches for 89 yards at the Raiders (12/11). His career high in yardage came in game seven at San Diego (10/23) when he gained 121 yards on six catches, including a 44-yard pass from Elway for his longest reception of the year. Sharpe played in 15 of the Broncos' 16 games and made 13 starts. After an outstanding opening day (9/4) on which he caught nine passes for 97 yards against San Diego, he was placed on the inactive list for game two at the N.Y. Jets (9/11) because of a knee injury suffered in the opener. He was expected to miss up to five weeks, but returned for spot duty the next weekend at the L.A. Raiders and went without a catch for the first time since Nov. 30, 1992. He returned to the starting lineup in game five at Seattle and stayed there the rest of the season, playing through the pain of aching knees and ankles. He did not practice at all the week of the Cleveland game (10/30), but showed up on Sunday to lead the team in receptions (9) and yards (85). **1993:** Sharpe was named to his second straight Pro Bowl, along with being named to virtually every All-NFL team. He led the Broncos in receptions with 81, which ranked third in the AFC and eighth in the NFL. His 81 receptions ranked fourth in Bronco history, and were at the time the most since Lionel Taylor's 85 in 1965. Sharpe was also on the receiving end of nine TD passes, which tied for second in the AFC. He accounted for at least two receptions in every game in 1993, with his season high coming against Kansas City (12/12). In that game Sharpe recorded 10 receptions for 65 yards and three touchdowns. His best game yardage-wise came in the season finale at the L.A. Raiders (1/2) when he accounted for 115 yards on six receptions with two touchdowns. The next week in the wild card matchup with the same Raiders (1/9),



Sharpe tied a playoff record with 13 receptions. **1992:** Sharpe led all Denver receivers in 1992 with a career-high 53 receptions for 640 yards and two touchdowns. Shannon and his brother Sterling of the Green Bay Packers became the only brother combination in NFL history to lead their respective teams in receiving in the same season. Sharpe had two 100-yard receiving games in '92, catching seven passes for 109 yards at Buffalo (12/12) and nine for a career-high 118 yards vs. Kansas City (10/4). He also had nine receptions at Washington (10/12) and had seven in the season finale at Kansas City (12/27). Sharpe, who was in the starting lineup 12 times in 1992, also set a new career high with a 55-yard reception at Cleveland (9/27). **1991:** Sharpe was converted from wide receiver to H-back in 1991 and had a fine season, catching 22 passes for 322 yards and a touchdown and also gaining 15 yards on a reverse. He made half of his receptions in the final three weeks of the campaign, with 11 catches for 159 yards. Sharpe established new career highs at Cleveland (12/8) with four receptions for 59 yards, and had four catches the following week vs. Phoenix (12/15). On special teams he posted a team-high 12 tackles, with five assists and two knockdown blocks. Sharpe appeared in Denver's starting line-up nine times during the regular season. He closed out the postseason with six catches for 60 yards, with three for 20 against Houston (1/4) and three for 40 at Buffalo in the AFC Championship Game (1/12). **1990:** Denver's seventh-round draft choice in 1990, Sharpe saw more playing time as the season progressed and closed out the year with seven receptions for 99 yards and a score. He had his top receiving game at Kansas City (12/9) with three catches for 41 yards and his first professional touchdown. Sharpe was also one of the Broncos' top special teams performers, netting 16 total tackles, six knockdown blocks, and a forced fumble.

**COLLEGE:** Sharpe had a tremendous career at Savannah State College, where he was a three-time All-American, All-Southern Intercollegiate Athletic Conference, and all-state selection, as well as the three-time conference offensive player of the year. Sharpe closed out his college play with 192 receptions for 3,744 yards, a 19.5 average, and 40 touchdowns. He ended his career with appearances in the East-West Shrine and Blue-Gray all-star games. He set school records for most consecutive games with a reception (39), with a touchdown (14), and for most games with over 100 yards receiving (17). As a senior he caught 61 passes for 1,312 yards and 18 TDs, and had three games with more than 200 yards receiving and one game with four touchdown catches. Sharpe was a criminal justice major.

**PERSONAL:** Shannon is single with a daughter, Shannen Kaley (4/3/93). He makes his home in Glenville, Ga., where was all-county, all-region and all-area in football at Glenville HS. In addition to four letters in football, he lettered three times in basketball and four times in track, setting a Georgia state Class A record in the triple jump (48-3) as a junior, and breaking that mark as a senior (49-5). He won the regional triple jump title three straight years and the regional discus throwing title twice. Shannon was also a two-time all-area selection in basketball, and he scored over 1,000 points in three seasons, and averaged 30 points and 15 rebounds as a senior. He once scored 52 points in a game and once grabbed 27 rebounds in a game. His brother Sterling was an All-American at South Carolina and earned All-Pro status in five of his first seven NFL seasons with the Green Bay Packers. Shannon has several cousins who played college football, and he lists his hobbies as fishing, basketball, weight lifting, and his two Rottweilers, Kane and Killian.

#### Sharpe's Professional Record

RECEIVING						
Year	Club	Games	Starts	No.	Yds.	Avg.
1990	- Denver	16	2	7	99	14.1
1991	- Denver	16	9	22	322	14.6
1992	- Denver	16	12	53	640	12.1
1993	- Denver	16	12	81	995	12.3
1994	- Denver	15	13	87	1010	11.6
TOTAL		79	48	250	3066	12.3

TD  
1  
1  
2  
9  
4  
17

#### SINGLE-GAME HIGHS

(Postseason in parenthesis)

**Most receptions** - 10 at Kansas City, 12/4/94 and versus Kansas City, 12/12/93 (13 at L.A. Raiders, 1/9/94). **Most receiving yards** - 121 at San Diego, 10/23/94 (156 at L.A. Raiders, 1/9/94). **Longest reception** - 63 versus Pittsburgh, 11/21/93 (23 at L.A. Raiders, 1/9/94).

**ADDITIONAL STATISTICS:** Fumbled once, 1990; recovered one fumble, 1991; fumbled once, 1992; fumbled once, 1993; fumbled once, 1994.

#### SHANNON SHARPE VS. NFL

TEAM	RECEPTIONS	YARDS	TD	AVERAGE
Arizona	5	51	1	12.8
Atlanta	4	44	0	11.0
Buffalo*	14	239	1	17.1
Chicago	2	20	0	10.0
Cincinnati	6	85	0	14.2
Cleveland	19	260	1	13.7
Dallas	3	16	0	5.3
Detroit	1	33	0	33.0
Green Bay	7	55	0	7.9
Houston*	6	57	0	9.5
Indianapolis	4	50	1	12.5
Kansas City	52	578	5	11.1
LA Raiders*	20	283	3	14.2
LA Rams	7	69	0	9.9
Minnesota	8	107	0	13.3
New England	1	5	0	5.0
New Orleans	5	39	1	7.8
NY Jets	8	88	0	11.0
NY Giants	4	34	0	8.5
Philadelphia	2	2	0	1.0
Pittsburgh	6	93	0	15.5
San Diego	30	448	3	14.9
San Francisco	7	74	0	10.6
Seattle	21	260	1	12.4
Tampa Bay	6	65	0	10.8
Washington	9	71	0	7.9
<b>Totals</b>	<b>257</b>	<b>3126</b>	<b>17</b>	<b>12.2</b>

\*Includes playoffs

## 41 DEON STROTHER • Running Back



**Birthdate** - April 12, 1972  
**Birthplace** - Saginaw, Mich.  
**Residence** - Aurora, Colo.  
**How Acquired** - FA 1994  
**College** - Southern California  
**High School** - Skyline HS  
 Oakland, Calif.  
**Height** - 5-11  
**Weight** - 213  
**Pro Year** - 2nd  
**Year with Broncos** - 2nd

Deon Strother begins his second season in Denver looking to make an impression among a crowded stable of running backs. **1994:** Strother entered the Broncos training camp as a rookie free agent. He was waived just prior to the start of the regular season and then signed to the practice squad Aug. 30. Strother was signed to the active roster in December when Leonard Russell went on injured reserve with a neck injury. He played in the final two regular season games, at San Francisco (12/17) and versus New Orleans (12/24), but did not carry the ball or make a catch. Strother finished the season on the active roster.

**COLLEGE:** Strother was a four-year letterman as a tailback and fullback at Southern California, where he rushed for 360 yards and scored five touchdowns on 69 carries as a senior. He was named co-Most Inspirational Player that season, and finished his career with 238 carries for 1,127 yards and 15 touchdowns. Strother also caught 75 passes for 672 yards and a touchdown in his career. His longest run was a 92-yard scamper at California in 1991 that was the longest rushing gain in the Pac-10 that season. He majored in business at USC.

**PERSONAL:** A native of Saginaw, Mich., Strother was a high school All-American at Skyline High School in Oakland, Calif., the same school that produced NBA All-Star Gary Payton of the Seattle Sonics. He was named the *San Francisco Examiner* Bay-Area Player of the Year as a senior in 1989, as well as earning Blue Chip All-America third-team, *USA Today* All-USA honorable mention, SuperPrep All-Far West Blue Chip All-Western Region and *Long Beach Press-Telegram* Best in the West. An excellent student as well, Strother was named the 1989 *Oakland Tribune* Scholar Athlete of the Year and National Football Foundation Hall of Fame Northern California Scholar Athlete. He is single and makes his home in Aurora, Colo.

#### Strother's Professional Record

Year	Club	RUSHING						RECEIVING					
		Games	Starts	Att.	Yds.	Avg.	TD	No.	Yds.	Avg.	TD		
1994 - Denver	.....	2	0	0	0	0.0	0	0	0	0.0	0		
<b>TOTAL</b>	.....	<b>2</b>	<b>0</b>	<b>0</b>	<b>0</b>	<b>0.0</b>	<b>0</b>	<b>0</b>	<b>0</b>	<b>0.0</b>	<b>0</b>		

## 64 RALPH TAMM • Guard



**Birthdate** - March 11, 1966  
**Birthplace** - Philadelphia, Pa.  
**Residence** - Philadelphia, Pa.  
**How Acquired** - FA, 1995  
**College** - West Chester  
**High School** - Bensalem HS  
 Bensalem, Pa.  
**Height** - 6-4  
**Weight** - 280  
**Pro Year** - 8th  
**Year with Broncos** - 1st

Ralph Tamm enters his first season with the Broncos after spending the previous three seasons with the San Francisco 49ers. He is an outstanding athlete who blocks well in both the running and passing games, and was regarded by the team as the strongest 49er during his time with the club. He can also serve as a long snapper on kick placements and punts. Tamm has played in 61 regular season games, including 30 starts, and three postseason games, including two starts. **1994:** Tamm played in one game with San Francisco, starting on opening night at right guard vs. the Raiders (9/5) before injuring his left arch/foot in the first quarter. He was inactive for the rest of the regular season, but returned to the active roster in time for the postseason and played in all three 49ers playoff games, including Super Bowl XXIX. Tamm played right guard in the first two playoff games and the second and fourth quarters of the Super Bowl against San Diego. He also performed all long-snapping duties on field goals, point-after attempts and punts in the Super Bowl. He later failed his physical (5/5) and was released by the 49ers. **1993:** Tamm started all 16 games at right guard, including playing all the way in 13 of those games under offensive coordinator Mike Shanahan. He also started

both of San Francisco's postseason games as the 49ers advanced to within one game of the Super Bowl. Tamm took over the starting position early in the preseason when incumbent Roy Foster was sidelined with a knee injury. He scored his first NFL touchdown after recovering a Ricky Watters fumble in the end zone at Tampa Bay (11/14). **1992:** Tamm played in 14 games for the 49ers with one start. He also played in the NFC Championship Game vs. Dallas (1/17/93), snapping on PATs and field goals. He played at center and left guard during the second half vs. Atlanta (10/18), when the 49ers set a team record for most points in a game with 56, including 42 in the first half, also a team record. He started at right tackle in place of Harris Barton (left knee) at Minnesota (12/13), but he was replaced by Harry Boatwain after injuring his left knee in the second quarter. He was placed on injured reserve on 12/15 due to that injury, but was activated on 1/16/93 for the NFC Championship Game. He signed with the 49ers as a Plan B free agent from Cincinnati. **1991:** Tamm began the season with Cleveland, appearing in one game before being released (9/5). He signed with Washington (9/11) where he was a teammate of current Bronco Mark Schlereth on a squad that would go on to win the Super Bowl. Tamm played in 10 contests for the Redskins before being waived in November after Week 11. He was claimed by Cincinnati (12/9) before clearing waivers, and finished the season with the Bengals, playing in three games. **1990:** Tamm signed with Cleveland as a Plan B free agent from Washington on 3/21. He played in all 16 games and started the final 12 at guard for the Browns, and handled snaps on field goals, extra points, and punts. He made his first NFL start at Denver (10/9) as a left guard. **1989:** Tamm signed with Washington as a Plan B free agent from the Jets. He was inactive for the first two games and spent the final 14 weeks on injured reserve with an injured shoulder. **1988:** Tamm spent his entire rookie season on injured reserve with a pulled hamstring and a broken hand (8/29-entire season). He was originally a ninth round pick (230th overall) by the New York Jets.

**COLLEGE:** Tamm earned Kodak All-America and all-conference honors at West Chester College. He started at guard his junior and senior seasons. He was also an All-American and school record-holder in the shot put (58' 9") and discus (174' 4") at West Chester. He majored in physical education.

**PERSONAL:** Tamm was born and raised in Philadelphia, Pa. He attended Bensalem (Pa.) HS and participated in football and track & field. He has also done work with various childrens charities. His full name is Ralph Earl Tamm. He is single.

#### Tamm's Professional Record

Year	Club	Games	Starts
1988 - N.Y. Jets	.....	INJURED RESERVE	
1989 - Washington	.....	INJURED RESERVE	
1990 - Cleveland	.....	16	12
1991 - Cleveland	.....	1	0
Washington	.....	10	0
Cincinnati	.....	3	0
1992 - San Francisco	.....	14	1
1993 - San Francisco	.....	16	16
1994 - San Francisco	.....	1	1
<b>TOTAL</b>	.....	<b>61</b>	<b>30</b>

#### Tamm's Playoff Record

Year	Club	Games	Starts
1992 - San Francisco	.....	1	0
1993 - San Francisco	.....	2	2
<b>TOTAL</b>	.....	<b>3</b>	<b>2</b>

**ADDITIONAL STATISTICS:** Made one postseason tackle, 1992; recovered one fumble in end zone for touchdown, 1993.

## 26 ERIC THOMAS • Cornerback



**Birthdate** – Sept. 11, 1964  
**Birthplace** – Tucson, Ariz.  
**Residence** – Sacramento, Calif.  
**How Acquired** – Unrestricted FA, 1995  
**College** – Tulane  
**High School** – Norte Del Rio HS  
 Sacramento, Calif.  
**Height** – 5-11  
**Weight** – 184  
**Pro Year** – 9th  
**Year with Broncos** – 1st

Eric Thomas comes to the Broncos as an unrestricted free agent from the New York Jets. He spent the majority of his career with the Cincinnati Bengals, going to one Pro Bowl (1989), a Super Bowl (XXIII-1988), and the playoffs twice in six seasons. He spent two years with the Jets where his position coach was Broncos defensive back coach Ed Donatell and his defensive coordinator was Broncos defensive coordinator Greg Robinson. Eric looks to shrug off recent injuries to regain the form that made him one of the league's top cover men early in his career. He has played in 97 regular season games, starting 93, and has played in five postseason games (all starts). He has 302 career tackles, 17 interceptions (one TD), two fumble recoveries and two sacks in regular season play, and 20 tackles and two INTs in postseason action. **1994:** Thomas played in one game with the Jets (11/13 at Green Bay) and was inactive for the final six contests. He re-signed with New York (11/9) after being released by the Jets April 28. **1993:** Thomas started all 16 games for the Jets at left cornerback, finishing the season with 63 tackles (46 solo), 10 passes defended, two forced fumbles and one special teams tackle. He was part of a defense that ranked 3rd in the AFC and 6th in the NFL in points allowed (15.4), and was tied for 5th in the AFC and fifth in the NFL in takeaways (37). He had the second two-interception game of his career on vs. Dallas (12/18), as the Jets held their own in a losing effort to the eventual World Champions. He had been signed by the Jets as an unrestricted free agent (4/3/93) from the Bengals. **1992:** Thomas started all 16 games for the Bengals and finished eighth on the team with 42 tackles. He also finished fourth on the team with eight passes defended and one forced fumble. **1991:** Thomas started all 16 games, finishing fifth on the team with 56 tackles, and also had three interceptions, three blocked kicks and one fumble recovery. He had a key play in the Bengals first win of the season when his blocked field goal attempt preserved a 23-21 victory vs. Cleveland (11/3). He also had blocked field goals at Denver (9/1) and at Philadelphia (11/17). He had been re-signed by the Bengals (7/16) after being granted unconditional free agency March 1. **1990:** Thomas played in four games, starting two. He also started both playoff games. He had 11 tackles during the regular season and nine more in the playoffs. He missed most of the season after undergoing reconstructive surgery for a torn ACL ligament in his right knee. He was on the reserve/non-football injury list from 9/3-11/6. He returned to start the last two games of the regular season (victories vs. Houston, 12/23, and vs. Cleveland, 12/30) to help the Bengals win the AFC Central Division title. He had six tackles in his return to the lineup against the Oilers. He also started vs. the Oilers in an AFC Wild Card Game (1/6) and at the Raiders in an AFC Divisional Playoff Game (1/13). **1989:** Thomas played in all 16 games, including 15 starts. He finished the season with 48 tackles, two sacks and one fumble recovery. He also finished second on the team with four interceptions, including one for his only career touchdown. His TD came on an 18-

yard interception return in the fourth quarter vs. Seattle off Dave Krieg (12/10). **1988:** Thomas started all 16 regular season games and three playoff contests, producing the best season of his career, including his only Pro Bowl appearance. He finished the season with career highs in tackles (64) and interceptions (seven). He also had 11 tackles (10 solo) and two interceptions in the playoffs. He had his first career two-interception game vs. Houston (10/23). Thomas had two game-saving pass defenses in the final two minutes of a 28-24 victory at Philadelphia (9/11) and an interception in the final seconds of a 17-12 victory the next week at Pittsburgh (9/18). Thomas had an interception vs. Seattle in an AFC Divisional Playoff Game (12/31) and a 26-yard interception return vs. Buffalo in the AFC Championship Game (1/8/89). He started at left cornerback against the 49ers in Super Bowl XXIII (1/22/89). **1987:** Thomas started all 12 non-strike games as a rookie, finishing the season with 18 tackles and one interception. He received his first career start at Indianapolis (9/13) in a 23-21 win. He got his first career interception on vs. Houston (11/1) when he picked off a Warren Moon pass in the fourth quarter and returned it three yards. He was a second round pick (49th overall) by the Bengals in 1987 and signed on 7/27.

**COLLEGE:** Thomas earned All-America and All-Louisiana honors as a two-year starter for Tulane after transferring from Pasadena City College. Bronco running back Ostell Miles, a former teammate of Thomas' at Cincinnati, also attended Pasadena City College. While at Pasadena, Thomas earned all-conference honors in football and track. He was also a sprinter for the Tulane track team. He finished his college career by playing in the Blue-Gray Game and the Senior Bowl.

**PERSONAL:** Thomas attended Notre Del Rio HS in Sacramento, Ca., where he earned all-conference honors in football and track. He wants to be a track coach after his football career is over. His hobbies include track, basketball, weightlifting and music. He has a son, Brandon, and is single.

### Thomas' Professional Record

Year	Club	TACKLES			INTERCEPTIONS			
		Games	Starts	Tackles	No.	Yds.	Avg.	TD
1987	- Cincinnati	12	12	18	1	3	3.0	0
1988	- Cincinnati	16	16	64	7	61	8.7	0
1989	- Cincinnati	16	15	48	4	18	4.5	1
1990	- Cincinnati	4	2	11	0	0	0.0	0
1991	- Cincinnati	16	16	56	3	0	0.0	0
1992	- Cincinnati	16	16	42	0	0	0.0	0
1993	- N.Y. Jets	16	16	63	2	20	10.0	0
1994	- N.Y. Jets	1	0	0	0	0	0.0	0
<b>TOTAL</b>		<b>97</b>	<b>93</b>	<b>302</b>	<b>17</b>	<b>102</b>	<b>6.0</b>	<b>1</b>

### Thomas' Postseason Record

Year	Club	TACKLES			INTERCEPTIONS			
		Games	Starts	Tackles	No.	Yds.	Avg.	TD
1988	- Cincinnati	3	3	11	2	26	13.0	0
1990	- Cincinnati	2	2	9	0	0	0.0	0
<b>TOTAL</b>		<b>5</b>	<b>5</b>	<b>20</b>	<b>2</b>	<b>26</b>	<b>13.0</b>	<b>0</b>

**ADDITIONAL STATISTICS:** Recovered one fumble, 1989; recovered one fumble, 1991.

**QUARTERBACK SACKS:** 1989 (2).

### ELITE COMPANY

The Broncos are one of only five franchises in professional sports to boast a season-ticket base greater than 70,000. The other four franchises are the Jacksonville Jaguars, Kansas City Chiefs, New York Giants and New York Jets. The Giants (20 years) and the Broncos (19) have surpassed the 70,000 mark for the most consecutive years.



## 76 BRODERICK THOMPSON • *Off. Tackle*



**Birthdate** – August 14, 1960  
**Birthplace** – Los Angeles, Calif.  
**Residence** – San Diego, Calif.  
**How Acquired** – Unrestricted FA, 1995  
**College** – Kansas  
**High School** – Gahr HS  
 Cerritos, Calif.  
**Height** – 6-5  
**Weight** – 295  
**Pro Year** – 10th  
**Year with Broncos** – 1st

Broderick Thompson was signed by the Broncos as an unrestricted free agent from the Philadelphia Eagles, and figures to see extensive playing time during the 1995 season. He was an integral part of the Eagles' offensive line the last two seasons and with the San Diego Chargers and Dallas Cowboys before that. He has played in 125 NFL games with 105 starts, and has played two seasons in the USFL. **1994:** Thompson started the first 14 games of the year at right tackle. He was replaced in the starting lineup by Tom McHale for the final two games (vs. N.Y. Giants, did not play; at Cincinnati, inactive). **1993:** Thompson started the first 10 games of the season at left tackle and helped the Eagles to a 4-0 start. He had no previous experience at left tackle, but was enjoying one of the finest seasons of his career until suffering a left calf strain on the first play from scrimmage vs. the Giants (11/21) that sidelined him for the last six games of the season. He had been traded to the Eagles from San Diego on draft day 1993 (4/27). **1992:** Thompson played in 12 games for San Diego, starting all 12 at right guard. He also started both playoff contests that season. Thompson missed games 2-5 due to a shoulder injury suffered against Kansas City (9/6), snapping his string of consecutive starts and consecutive games at 68 and 71, respectively. He was placed on injured reserve from Sept. 14-Oct. 17. The Chargers won their first AFC Western Division crown in 11 years and advanced to the AFC divisional playoffs. **1991:** Thompson started all 16 games for the fourth consecutive season. He made his 50th consecutive start in a Charger uniform at San Francisco (9/8), and recovered one fumble for the season. **1990:** Thompson started all 16 games at his natural position of right tackle. He was selected by his teammates as their offensive captain for the season. In 1990 and '91, Thompson's offensive line coach at San Diego was his current offensive line coach with the Broncos, Alex Gibbs. **1989:** Thompson started all 16 games at left guard. **1988:** Thompson started all 16 games at left guard, developing into one of the Chargers' top offensive linemen. **1987:** Thompson played in nine games, starting four. He alternated between right tackle and right guard, starting three times at RT and once at RG. During that season, the Chargers went 8-7, their first winning season in four years. Thompson had been acquired by San Diego on 4/13. **1986:** Thompson played in five games with the Dallas Cowboys before being released. **1985:** Thompson played in 11 games for the Dallas Cowboys, starting one. He also played in all 18 games of the Portland Breakers season in the USFL, meaning that Thompson actually played in 29 professional games that calendar year. He was not on the Cowboys active roster for their two playoff games that season. Thompson had signed with the Breakers on 1/23/85. He was later claimed on waivers by the Memphis Showboats on 8/1 and then released by the Showboats on 8/2. He was then signed by the Cowboys on 8/3. **1984:** Thompson played in all 18 games for the Portland Breakers of the USFL, earning All-USFL honors. He had signed with the Los Angeles Rams on 5/4, but was released on 8/21. Thompson was originally a rookie free agent with the Cowboys in 1983, but did not adapt to being

a pro offensive lineman after playing the defensive line in college, and was released on 8/2. He then signed with the San Antonio Gunslingers of the USFL (11/12), and was traded by San Antonio to the Chicago Blitz for the rights to former NFL quarterback Bob Gagliano (1/3/84). He was then released by the Blitz on 1/31/84. He signed with the Los Angeles Express on 2/10/84, but was released on 2/13.

**COLLEGE:** Thompson earned All-Big 8 and honorable mention All-America acclaim as a senior defensive tackle at Kansas. The Jayhawks finished 8-4 in 1981 – their first winning season in five years – and made an appearance in the Hall of Fame Bowl. He played two seasons for the Jayhawks after transferring from Cerritos (Calif.) Junior College, where he first played football and was an all-conference selection. He was a personal administration major at Kansas.

**PERSONAL:** Thompson played at Gahr HS in Cerritos, Calif., where he was a basketball star and did not play football. Broderick, who is single, owns Express Communications, a cellular phone business in San Diego, where he resides in the offseason. He is also part-owner of a monthly sports newspaper which operates in four metropolitan areas: San Diego, Phoenix, San Francisco and Orange County, Calif. It covers just about every sport from little league to the major leagues in each particular area. He has one brother, Clarence, and a sister, Necie, who was an All-American basketball player at UCLA.

### Thompson's Professional Record

Year	Club	Games	Starts
1985	Dallas	11	1
1986	Dallas	5	0
1987	San Diego	9	4
1988	San Diego	16	16
1989	San Diego	16	16
1990	San Diego	16	16
1991	San Diego	16	16
1992	San Diego	12	12
1993	Philadelphia	10	10
1994	Philadelphia	14	14
TOTAL		125	104

**ADDITIONAL STATISTICS:** Recovered one fumble, 1991.

## 85 FRANK WAINRIGHT • *Tight End*



**Birthdate** – October 10, 1967  
**Birthplace** – Peoria, Ill.  
**Residence** – Littleton, Colo.  
**How Acquired** – Unrestricted FA, 1995  
**College** – Northern Colorado  
**High School** – Pomona HS  
 Arvada, Colo.  
**Height** – 6-3  
**Weight** – 245  
**Pro Year** – 5th  
**Year with Broncos** – 1st

Frank Wainright returns to Colorado after signing with the Broncos as a free agent from the New Orleans Saints. He spent the past four seasons with the Saints as a reserve tight end and a long snapper on punts. He has played in 43 career games, including eight starts. Wainright has also participated in two postseason games. **1994:** Wainright spent the entire season on injured reserve with a foot injury. He was placed on the IR list Aug. 23. **1993:** Wainright played in all 16 games for the Saints, starting two. He played primarily in two- and three-tight end sets throughout the year. Twice during the season the Saints opened games in two-tight end sets, with Wainright being one of the two. He also served as the team's deep snapper on punts and was second on the team in special teams stops with seven. **1992:** Wainright played

in 13 games, starting four. He finished the year with nine catches for 143 yards (15.9 avg.) and also played as a long snapper and served as a backup on placements. He contributed seven tackles on special teams, including three at New England (11/8). The eight receptions were second-most among Saints tight ends. He received three of his four starts when the Saints opened games in a two-tight end set. He was inactive for the first game of the year (9/6 vs. Philadelphia) and did not play the next week at Chicago because of a partial tear of a medial collateral ligament in his knee sustained during training camp. He also did not play at Detroit (10/4) because of a back injury. Wainright hauled in two passes for 30 yards, including a 22-yarder vs. Phoenix (10/18). He also caught two passes for 42 yards, including a career-long 29-yarder vs. Atlanta (12/3). **1991:** Wainright played in 14 games, starting two. He had one catch on the season for three yards and also registered three stops on special teams. He spent the first two weeks of the season on the practice roster, and was then activated for the third game vs. the Rams (9/15) when Greg Scales suffered a knee injury. He played mostly in three-tight end sets and special teams as a rookie. His first NFL reception came vs. Tampa Bay (10/20) for three yards. He also had a key block to spring Dalton Hilliard loose for a 65-yard TD run at Atlanta (9/29) in a 27-6 victory. He was originally an eighth-round pick (210th overall) by the Saints in 1991. He had been released by the Saints on 8/26, but re-signed to their practice squad on 8/28.

**COLLEGE:** Wainright started his college career as a defensive back at Northern Colorado, but eventually was switched to tight end where he was an All-North Central Conference selection his junior and senior seasons. He finished his four-year career with 86 receptions for 981 yards and nine touchdowns, including a career-high 31 catches for 386 yards as a senior, when he also returned 13 kickoffs for 304 yards (23.4 avg.). He was a business major.

**PERSONAL:** Frank began his high school career in Peoria, Ill., where he lettered in football, basketball, and baseball. He moved to Colorado where he was a two-time all-city and all-conference selection in his two years at Pomona HS. He and his wife Stacie make their home in Littleton, Colo. His full name is Frank Wesley Wainright.

#### Wainright's Professional Record

Year	Club	Games	Starts	No.	Yds.	Avg.	TD
1991	New Orleans	14	2	1	3	3.0	0
1992	New Orleans	13	4	9	143	15.9	0
1993	New Orleans	16	2	0	0	0.0	0
1994	New Orleans			DNP - INJURED RESERVE			
<b>TOTAL</b>		<b>43</b>	<b>8</b>	<b>10</b>	<b>146</b>	<b>14.6</b>	<b>0</b>

## 48 LIONEL WASHINGTON • Cornerback



**Birthdate** - October 21, 1960  
**Birthplace** - New Orleans, La.  
**Residence** - LaPlace, La.  
**How Acquired** - Unrestricted FA, 1995  
**College** - Tulane  
**High School** - Lutchter HS  
 Lutchter, La.  
**Height** - 6-0  
**Weight** - 185  
**Pro Year** - 13th  
**Year with Broncos** - 1st

Lionel Washington joins the Broncos after signing as a free agent during the 1995 offseason. He is expected to compete for the starting right cornerback position for the Broncos in 1995. The fast, quick, mobile veteran defensive back has played in 166 games in 12 NFL seasons

with the Raiders and St. Louis Cardinals. **1994:** Washington participated in 11 games and started seven for the Los Angeles Raiders and placed second on team with three interceptions, adding to his total of 33 in his pro career and 17 as a member of the Raiders. Two interceptions came against Atlanta (10/23). He returned an interception 31 yards for a touchdown against San Diego (9/25) and also recorded six tackles and one pass defended in the game. **1993:** Washington was the Raiders' starter at right cornerback in all 16 games. He recorded an interception in the season opener against Minnesota (9/5) and another against San Diego (10/31). **1992:** Washington started for the Raiders at cornerback in all 16 games and placed third on the team in interceptions with two. He was second on the squad in passes defended with 13 and eighth tackles with 63. He had four passes defended at Philadelphia and eight tackles, one pass defended versus Dallas. **1991:** Washington started all 16 regular season games plus the Wild Card contest for the Raiders. He intercepted five passes to tie for fourth in the AFC, led the Raiders in passes defended with 21 and ranked among the team leaders in tackles with 51. **1990:** Washington started 15 regular season games and both postseason games for the Raiders, finishing among the top tacklers with 62. He was second on the team in passes defended with 10 and recorded one interception against Green Bay. **1989:** Washington started all 16 regular season games for the Raiders at cornerback, leading the team in passes defended with 20 and tying for second in interceptions with three. He scored two touchdowns on the season, one on a 32-yard interception return against Denver and the other on a 37-yard fumble return versus Seattle. He tied for sixth among Raider defenders in tackles with 67. **1988:** Washington was nagged by injuries, but still played in 12 regular season games. He played mostly in nickel back situations and on special teams. **1987:** Washington was obtained by the Raiders in a spring, 1987 trade from the St. Louis Cardinals for a fifth-round draft pick (punter John Bruno). He played in 11 games for the Raiders in '87, starting 10 at left corner. He tied for the team lead with 11 passes defended and was in on 37 tackles with a high of eight against Denver. **1986:** Washington played in all 16 games for St. Louis in 1986, starting 12, and had two interceptions. **1985:** Washington opened the season as the starter and was then sidelined by injury in the second game. He had a 48-yard interception return for a touchdown against Cleveland. **1984:** Washington played in 15 games with five interceptions and 67 tackles. **1983:** Washington, a rookie with St. Louis, had his best interception season with a club-high eight, all in the last nine games when he became a starter. He had 67 tackles on the season. Washington was a fourth-round draft choice of the St. Louis Cardinals, the 103rd players taken overall. He originally was selected by the Tampa Bay Bandits in the USFL draft (20th round, 229th overall) but did not sign with the club.

**COLLEGE:** Washington was a three-year starter and four-year letterman in football at Tulane, serving as team co-captain as a senior. He intercepted eight passes during his four-year college career. Washington earned all-conference honors as a sophomore and junior, and had five interceptions as a sophomore. Following his senior year he was selected to play in the Hall of Fame Bowl and the Blue-Gray Game. He also lettered in track and field at Tulane, running the 60, 100, 220 and 440-yard dashes with a best of 9.4 seconds for the 100 yards, 10.3 for the 100 meters and 21.0 for the 200 meters. He also ran hurdles and was a member of Tulane's relay team. Washington was a sports administration and physical education major.

**PERSONAL:** Born in New Orleans, Washington lettered in football, basketball and track at Lutchter High School in Lutchter, La. He was an all-state safety as both a junior and senior, and was all-state in track in the hurdles and sprints. He recorded a best of 13.8 in the 120 high hurdles to win the state championship as a senior. Lionel was also all-district in basketball. Washington was a teammate of fellow Bronco newcomer Bill Lewis when the two played for the Raiders. Lionel has a son, Deron, and a daughter, Lakaia, and makes his offseason home in LaPlace, La.

## Washington's Professional Record

Year	Club	Games	TACKLES			INTERCEPTIONS				
			Starts	Tackles	Assists	Total	No.	Yds.	Avg.	TD Long
1983 - St. Louis	16	-	-	46	21	67	8	92	11.5	0 26
1984 - St. Louis	15	0	58	9	67	5	42	8.4	0 18	
1985 - St. Louis	5	-	15	2	17	1	48	48.0	1 48	
1986 - St. Louis	16	12	44	4	48	2	19	9.5	0 19	
1987 - L.A. Raiders	11	10	-	-	37	0	0	0.0	0 0	
1988 - L.A. Raiders	12	0	-	-	22	1	0	0.0	0 0	
1989 - L.A. Raiders	16	16	-	-	67	3	46	15.3	1 52	
1990 - L.A. Raiders	16	15	-	-	62	1	2	2.0	0 2	
1991 - L.A. Raiders	16	16	-	-	55	5	22	4.4	0 16	
1992 - L.A. Raiders	16	16	-	-	63	2	21	10.5	0 18	
1993 - L.A. Raiders	16	16	-	-	59	2	0	0.0	0 0	
1994 - L.A. Raiders	11	7	-	-	25	3	65	21.7	1 31	
<b>TOTAL</b>	<b>166</b>	<b>108</b>	-	-	<b>589</b>	<b>33</b>	<b>358</b>	<b>10.6</b>	<b>3</b>	<b>52</b>

(- indicates information not available)

**ADDITIONAL STATISTICS:** Recovered one fumble, 1983; recovered one fumble, 1984; recovered one fumble, 1986; recovered three fumbles for 44 yards, returning one fumble 37 yards for touchdown, 1989; credited with one sack, 1993; credited with one sack, 1994.

## MOST NFL GAMES PLAYED BY ACTIVE DEFENSIVE BACKS

Player	Club	Games	Starts	Interceptions
1. Ronnie Lott	49ers/Jets	192	189	63
2. Bill Bates	Cowboys	171	45	14
3. Darrell Green	Redskins	170	168	37
4. Lionel Washington	Raiders/Broncos	166	108	33
5. Eugene Daniel	Colts	166	159	28

## 90 DAN WILLIAMS • Defensive End



**Birthdate** - December 15, 1969  
**Birthplace** - Ypsilanti, Mich.  
**Residence** - Parker, Colo.  
**How Acquired** - Draft #1, 1993  
**College** - Toledo  
**High School** - Ypsilanti HS  
 Ypsilanti, Mich.  
**Height** - 6-4  
**Weight** - 290  
**Pro Year** - 3rd  
**Year with Broncos** - 3rd

Dan Williams returns for his third season with the Broncos as a candidate to start on the defensive line. He is attempting to come back from offseason surgery for a knee injury that kept him out of five of the last six games of the season last year. **1994:** Williams played in 11 games and made eight starts at defensive right tackle. He started the first eight games before being replaced by Harald Hasselbach in game nine at the L.A. Rams (11/6). Williams finished the year with 22 tackles (11 solo), one interception and two passes defended. The interception - the first of his career - and one of the passes defended came against Kansas City (10/17). He had a season-high six tackles (3 solo) against the Raiders (9/18). **1993:** Williams was the Broncos' first-round draft choice (11th pick overall) and was considered a force against the run in his rookie season. After suffering a knee injury in the second game of the season versus San Diego (9/12), Williams missed three games and then re-injured the same knee in the final regular season game at the L.A. Raiders (1/2). For the season Williams started in 11 of the 13 games in which he played, accounting for 37 total tackles on the year, 18 solo and 19 assisted. He was also credited with 1.5-sacks and one fumble recovery.

**COLLEGE:** Williams was regarded as one of the premier pass rushers in the 1993 NFL draft. He was an All-American and a first-team All-Mid American Conference pick as a senior at Toledo by the Football News. He posted 13 sacks as a senior to go along with 104 tackles (59 solo), and 33 quarterback pressures. For his career at Toledo Williams accounted for 256 tackles (143 solo), 28 sacks, and 80 pressures. He was a criminal justice major at Toledo.

**PERSONAL:** Dan and his wife Angela make their offseason home in Parker, Colo., with their first child Courtney Danielle (4/4/94). Dan lettered once in both football and basketball at Ypsilanti (Mich.) HS, earning all-conference, all-metro, and all-area honors in his only varsity season. His full name is Daniel Williams II.

## Williams' Professional Record

Year	Club	Games	Starts	TACKLES			Sacks
				Assists	Total		
1993 - Denver	13	11	18	19	37	1.5	
1994 - Denver	11	8	11	11	22	0.0	
<b>TOTAL</b>	<b>24</b>	<b>19</b>	<b>29</b>	<b>30</b>	<b>59</b>	<b>1.5</b>	

**ADDITIONAL STATISTICS:** Recovered one fumble, 1988; recovered two fumbles, 1992.

## 92 DAVE WYMAN • Linebacker



**Birthdate** - March 31, 1964  
**Birthplace** - San Diego, Calif.  
**Residence** - Parker, Colo.  
**How Acquired** - Unrestricted FA, 1993  
**College** - Stanford  
**High School** - Wooster HS  
 Reno, Nev.  
**Height** - 6-2  
**Weight** - 248  
**Pro Year** - 9th  
**Year with Broncos** - 3rd

Dave Wyman faces the task of trying to return from injury in 1995, looking to land a starting spot among the Broncos' linebacking corps. An intelligent and skilled player with eight years of NFL experience, Wyman will be a key part of the Broncos defense if healthy. **1994:** Wyman played in four games and finished the season with 11 tackles (7 solo). He was placed on the inactive list for each of the first 11 contests of the season with a knee injury. Wyman made his first appearance of the season against Cincinnati (11/27) and made two tackles (1 solo). He reinjured the knee three games later at San Francisco (12/17) and was placed on injured reserve for the final game against New Orleans (12/24). **1993:** Wyman played solid at inside linebacker in his first year as a Bronco. His veteran leadership helped fill the Bronco linebacking spot that was left vacant in the 1993 offseason. Wyman finished second on the team in tackles with 133 (91 solo), as well as scoring his first touchdown on a fake field goal play at San Diego (12/5). Wyman was also credited with one pass interception, versus Tampa Bay (12/26), and two fumble recoveries, at Seattle (11/28) and at Chicago (12/18). **1992:** Wyman started the first 11 games at middle linebacker for the Seahawks before injuring an arch while making a goal-line tackle against Kansas City (11/22). The foot injury caused him to miss the last five games of Seattle's season. Wyman finished the season with 83 tackles, which led the team at the time of his injury. **1991:** Wyman started the first four games before sustaining another knee injury at Kansas City. He spent the next 10 weeks on injured reserve before returning to the starting lineup against Atlanta. He was credited with 22 tackles for the season. **1990:** Wyman



spent the first eight games of the season on injured reserve, due to a knee injury suffered during training camp. Upon his return in the final eight games, Wyman was credited with 48 tackles, two tackles for loss, a sack, a fumble recovery and two interceptions. **1989:** Wyman developed further as an inside linebacker, becoming the only Seahawk linebacker to start all 16 games, and finished second on the team in tackles with 98. **1988:** Wyman started all 16 games, ranking second on the team in tackles with 97. In his big game against San Francisco, Wyman racked up 14 tackles, including 2.5 sacks. He had five games in which he made at least 10 tackles. **1987:** Wyman was a second-round draft choice of the Seahawks in 1987, 45th overall. He played in four games with no starts as a rookie. Seattle had reached an agreement to trade Wyman to San Francisco in November of 1987, but a shoulder injury caused him to fail the 49er's team physical, which voided the trade.

**COLLEGE:** Wyman was a first-team All-America and a first-team All-Pac-10 selection as a senior at Stanford. He led the team in tackles in 1986 with 169, intercepted three passes and recovered one fumble. He had a season-high 27 tackles against USC and totaled 11 tackles in a 27-21 loss to Clemson in the Gator Bowl. Wyman was redshirted in 1985 after suffering a severe knee injury in 1984. He was a second-team all-conference choice in 1983 and 1984 along with the team MVP honor in 1984. He had 128 tackles as a junior and 144 as a sophomore. Wyman finished his career at Stanford with 458 tackles, seven fumble recoveries, and seven interceptions. He majored in communications.

**PERSONAL:** David and his wife Shannen were married May 22, 1993, and the couple makes their home in Parker, Colo., with their son Jake (4/14/94). He earned the Nevada Player of the Year honor as a senior at Wooster HS in Reno, Nev. He also was the state champion in the shot put and lettered in basketball. His full name is David Matthew Wyman.

#### Wyman's Professional Record

Year	Club	Games	Starts	Tackles	TACKLES		Sacks
					Assists	Total	
1987	- Seattle	4	0	3	0	3	0
1988	- Seattle	16	16	76	27	103	2.5
1989	- Seattle	16	16	77	27	104	0
1990	- Seattle	8	8	37	12	49	1.0
1991	- Seattle	6	5	19	3	22	0
1992	- Seattle	11	11	54	29	83	0
1993	- Denver	16	16	91	42	133	2
1994	- Denver	4	0	7	4	11	0
TOTAL		81	72	364	144	508	5.5

**ADDITIONAL STATISTICS:** Forced one fumble and recovered two fumbles, 1988; forced two fumbles, 1989; recovered one fumble and intercepted two passes, 1990; forced two fumbles and recovered one fumble, 1992; intercepted one pass, recovered one fumble and scored one touchdown receiving, 1993.

## 65 GARY ZIMMERMAN • Off. Tackle



**Birthdate** - December 13, 1961  
**Birthplace** - Fullerton, Calif.  
**Residence** - Parker, Colo.  
**How Acquired** - Trade (Minn.), 1993  
**College** - Oregon  
**High School** - Walnut HS  
 Walnut, Calif.  
**Height** - 6-6  
**Weight** - 294  
**Pro Year** - 10th  
**Year with Broncos** - 3rd

Gary Zimmerman returns as the anchor of the Broncos' offensive line in 1995 after starting all 16 games at left tackle a year ago and earning

his fifth Pro Bowl appearance. He is one of two returning starters (Brian Habib, RG) on the Denver line, which looks to improve under new line coach Alex Gibbs. Zimmerman is very durable, starting 123 straight games for the Broncos and Vikings, and has started every game in which he has played as a pro (140). A consummate professional year in and year out, he has been named All-NFL twice (1987-88), NFL Lineman of the Year in 1987, and second-team All-NFL of the 1980's. He was a Pro Bowl alternate in 1993, which would have given him six selections. **1994:** Zimmerman did not miss a game as the starter at left tackle, and was one of the few bright spots on an offensive line that struggled at times. He was recognized for his outstanding play with selection to the Pro Bowl, his fifth such selection. **1993:** Zimmerman was acquired by the Broncos in a trade with Minnesota prior to the last preseason game in 1993 and was immediately inserted into the starting lineup. He started every game at left tackle for the Broncos, solidifying an offensive line that allowed time for quarterback John Elway to post career numbers. He was a major factor in the success of the Broncos offensive line, and was named an alternate for the Pro Bowl. **1992:** In 1992 he was named to the Pro Bowl as a starter, his first trip since 1989. **1991:** In 1991 he anchored a Minnesota line that helped the Vikings lead the NFC in rushing. **1990:** In 1990 Zimmerman started all 16 games despite being hampered by various injuries. He underwent surgery on his ankle and elbow at the end of that season. **1987-89:** In 1989 he was selected to his third Pro Bowl appearance. The other two appearances were in 1988 and 1987. **1986:** Zimmerman earned All-NFL honors for Minnesota in his first season in the league. He was originally obtained by the Giants in the first-round of the 1984 supplemental draft, third overall, and then had his rights traded to Minnesota for two second-round picks (CB Mark Collins and S Greg Lasker) in the 1986 draft. **1984-85:** He began his pro career as a second-round pick, 36th overall, by the Los Angeles Express of the USFL in 1984.

**COLLEGE:** Zimmerman was a first-team All-Pac-10 selection and earned *Sporting News* second-team and Associated Press third-team honors as a senior in 1983. He was a part-time player as a freshman, and played both ways in 1981 before becoming a starter as a junior.

**PERSONAL:** Gary was born in Fullerton, Calif., where he was an all-league middle linebacker at Walnut High. He and his wife Lisa have two daughters, Lindsay Rae (2/9/88) and Kelsey Marie (1/14/92), and the couple makes their offseason home in Parker, Colo. His hobbies include hunting, fishing, working with computers and flying. His full name is Gary Wayne Zimmerman.

#### Zimmerman's Professional Record

Year	Club	Games	Starts
1986	- Minnesota	16	16
1987	- Minnesota	12	12
1988	- Minnesota	16	16
1989	- Minnesota	16	16
1990	- Minnesota	16	16
1991	- Minnesota	16	16
1992	- Minnesota	16	16
1993	- Denver	16	16
1994	- Denver	16	16
TOTAL		140	140

**ADDITIONAL STATISTICS:** Recovered one fumble, 1993.

## 1995 DRAFT CHOICES



Kicker Jason Elam, the Broncos' third-round draft pick in 1993, set a team record last year by converting 30 of 37 field goal attempts. He was also a perfect 29-29 on point-after attempts, and stands as the NFL's fifth-most accurate place kicker over the past two seasons, converting 56 of 72 (.778).

Rd.	Choice	Player	Pos.	Ht.	Wt.	School
4a	121st	Jamie Brown	OT	6-8	320	Florida A&M
4b	124th	Ken Brown	LB	6-1	235	Virginia Tech
5	146th	Phil Yeboah-Kodie	LB	6-2	220	Penn State
6a	182nd	Fritz Fequiere	OG	6-2	289	Iowa
6b	196th	Terrell Davis	RB	5-11	200	Georgia
7a	218th	Steve Russ	LB	6-4	237	Air Force
7b	222nd	Byron Chamberlain	WR	6-1	225	Wayne State

**JAMIE BROWN** Florida A&M

Offensive Tackle 6-8 • 320

Birthdate: April 24, 1972

Draft Choice: #4a (121st overall)

Jamie Brown figures to be a "big" part of the Broncos' future on the offensive line future. The 6-8, 320-pound tackle is the tallest player ever drafted by the Broncos and is the second tallest player ever signed by the club (6-9 Kevin Farkas did not make the club in 1994). Brown made great improvement from his freshman year at Division I-AA Florida A&M to his senior year, starting 38 of 45 games, and figures to continue his improvement at the professional level. He has good feet and rangy moves for a man his size. **1994:** Brown started all 11 games, earning All-Mid-Eastern Athletic Conference honors for his work on the Rattlers' offensive line. The Rattlers averaged 158.5 yards per game on the ground and 4.8 yards per play on offense. He was the lead blocker for halfback Shamaill Simpkins, an all-conference player who rushed for 1,100 yards and eight touchdowns, including seven 100-yard rushing performances. In one of his better games of the season, the Rattlers upset third-ranked and undefeated Grambling State 13-0 in the Orange Blossom Classic in Miami. **1993:** Brown started all 11 games for the Rattlers. **1992:** Brown was an integral part of Florida A&M's first postseason team since 1978, as they earned a bid in the Alamo Heritage Bowl against Grambling State. **1991:** Brown started seven games during his freshman year and showed excellent potential. The Rattlers boasted the most prolific offense in the MEAC that season, as quarterback Tony Ezell passed for over 2,200 yards and 14 touchdowns, while halfback Chuck Duffy ran for over 700 yards and 13 scores.

**PERSONAL:** Jamie is a graduate of Killian (Miami, Fla.) HS, where he was a prep All-American in football, and also ran track and played basketball. He did not start playing football until he was a junior in high school, having spent his first two years at the New World School of Arts. While at Killian he played with current University of Miami wide receiver Tony Gaiter, as well as current Boston College wide receiver Greg Grice, who was a college teammate of Broncos center Tom Nalen. Brown's head coach at Florida A&M was Billy Joe, who was a fullback for the Broncos from 1963-64. Other former Rattlers to play for the Broncos include WR Ray Alexander (1984), WR Al Denson (1964-70), and FB Hewitt Dixon (1963-65). Jamie has three sisters, Wendy, Sandy, and Lekietrise, and one brother, Bruce. Sandy, a former Miami Dolphins cheerleader, is married to the Dallas Cowboys' All-Pro wide receiver Michael Irvin. His parents are Jimmie Brown and Jeannie Blunt. Jamie was born April 24, 1972 in Miami, Fla.

**KEN BROWN** Virginia Tech

Linebacker 6-1 • 235

Birthdate: May 5, 1971

Draft Choice: #4b (124th overall)

Ken Brown comes to the Broncos as a versatile athlete who can play both inside and outside linebacker, though he will be primarily used as an outside linebacker in the Broncos' defensive scheme. Brown, who has outstanding coverage skills and excellent speed, is a durable player who started 42 of his 44 games at Virginia Tech. **1994:** Brown started 10 games at outside linebacker, registering 93 tackles (54 solo, third on team), two sacks for minus 23 yards and six stops for losses of nine yards. He also batted down five passes and picked off two others. He was an honorable mention All-American and All-Big East first-team selection by

*The Poor Man's Guide to the NFL Draft* and *The Sporting News* after a senior season in which he was team captain. He registered nine tackles vs. Arkansas State and seven stops with a pass deflection against Southern Mississippi. He tied his career high with 15 tackles (nine solo) with a 13-yard sack, two tackles for losses and a pass breakup in a 12-7 victory at Boston College. Brown had seven stops and an interception in a 34-6 win vs. West Virginia on national television. He had eight tackles vs. Syracuse and was in on 12 stops (10 solo) with three for losses in a 41-13 win over Temple. He made 11 tackles (seven solo) with an 11-yard interception return and a fumble recovery vs. East Carolina. The next week he had 11 more stops (six solo) and a 10-yard sack in a 45-7 win over Pittsburgh. Brown contributed 10 stops at Miami. In the 1994 Gator Bowl vs. Tennessee, Brown had three tackles (two assists) while playing sparingly because of a hamstring injury. **1993:** Brown started all 11 games at inside linebacker, earning All-Big East second-team honors. He led the team and was tied for second in the Big East with 113 tackles (61 solo), two sacks and eight stops for 20 yards in losses. He also picked off one pass and batted down three others. It was the first time a Tech player made more than 100 tackles in a season since 1987. Brown added seven quarterback pressures despite playing throughout the season with tendonitis in his right knee. Brown had 14 tackles (10 solo), two stops for losses of four yards, and a fumble recovery at Miami. He also had 13 stops (seven solo) and an eight-yard sack vs. Maryland. He had 12 more stops (seven solo) vs. Temple and had a career-high 15 tackles (eight solo) vs. Boston College. He was credited with eight tackles (five solo) and 2.5 sacks vs. Indiana in 45-24 Independence Bowl victory. **1992:** Brown started all 11 games at right outside linebacker, finishing the season with 82 tackles (46 solo), five sacks and two stops for losses. He also intercepted three passes for 46 yards in returns. He was the Big East Conference Defensive Player of the Week vs. Temple, as he finished with six tackles, one sack and one interception. He had nine tackles and a 10-yard sack vs. Miami and had 12 stops and an 18-yard interception return vs. Rutgers, as well as two sacks vs. Syracuse. **1991:** Brown played in all 11 games, starting nine at right outside linebacker. He was a second-team Freshman All-America choice by *Football News* and *The Poor Man's Guide to the NFL Draft*. He finished the season with 54 tackles (34 solo), three sacks and two stops for losses. He had 10 tackles, including one for a six-yard loss in his first game as a Hokie, a 41-12 win over James Madison. He earned his first career start, responding with six tackles vs. South Carolina. **1990:** Brown did not play because he did not enroll in school until spring drills for the 1991 season were ready to begin. Prior to enrolling at Tech he played at Fork Union (Va.) Military Academy where he had a 96-yard interception return for a TD vs. Virginia Tech's junior varsity team. He also had a blocked punt return for a TD vs. Montgomery College, adding seven tackles (four solo) and two sacks. The list of former players at Fork Union includes Cleveland Browns quarterback Vinny Testaverde.

**PERSONAL:** Brown was a two-time All-District selection as both a linebacker and running back at Monacan (Richmond, Va.) HS. He was an all-region pick on defense as a senior and on offense as a junior, and was also two-time team MVP. He led the team to a regional title as he averaged 11 tackles per game in his final season. Brown lettered twice in basketball and performed on the AAU hoop squad that advanced to the national finals. He was a housing, interior design and resource management major at Virginia Tech, and has a 340-pound bench press and a 520-pound squat to his credit. He is the son of Joseph and Joy Brown, and was born on 5/5/71 in Wiesbaden, Germany. His full name is Kenneth Anderson Brown.

**BYRON CHAMBERLAIN** Wayne State  
Wide Receiver 6-1 • 225  
Birthdate: October 17, 1971  
Draft Choice: #7b (222nd overall)

Byron Chamberlain comes to the Broncos with tremendous athletic skills and the power of a tight end, though he will be a wide receiver in the Broncos offense. He also possesses excellent quickness for such a big receiver and runs sharp routes. He can also

be an effective blocker, having done some punting during his college career at Division II Wayne State (Neb.) University. He set the school record for receptions

with 161, and ranks third on the all-time list for receiving yards with 1,941. He began his college career at Missouri, where he was an All-Big Eight Conference honorable mention selection in 1991. **1994:** Chamberlain started all 10 games at Wayne State, registering a school record 83 catches for 926 yards (11.2 avg.), and seven touchdowns. He also rushed seven times for 100 yards (14.3) and one touchdown. Chamberlain was a Division II first-team All-America choice by *The Poor Man's Guide to the NFL Draft*. His average of 8.3 catches per game ranked fourth in Division II. He had eight catches for 132 yards and a score in a 40-7 win over Nebraska-Omaha, and also gained 113 yards on 13 catches with two scores in a 33-12 victory over Winona State. His 13 catches for the game was third-best in school history, equalling a mark he established in 1993. He grabbed four passes for 44 yards against Phil Simms' former school, Moorhead State (Minn.), and followed that performance with a school record 16 receptions for 231 yards and two TDs vs. Bemidji State. His receptions and yards broke his own school records set in 1993. He closed his career with an eight-catch, 58-yard performance, plus a career-high 66 yards on two carries in a 33-6 victory over Peru State. **1993:** Chamberlain played in and started nine games, finishing with 78 receptions for 1,015 yards (13.0) and seven touchdowns. He also had 16 rushes for 122 yards (7.6) as well as 21 punts for 735 yards (35.0), including a career-long 61-yarder. He was a Little All-American first-team pick by *The Poor Man's Guide to the NFL Draft*. He ranked fourth in the nation with 8.7 catches per game and sixth with an average of 112.8 yards per game. He missed one game with a dislocated shoulder. He had eight receptions for a school record 210 yards and a 90-yard touchdown in his first game in a Wildcat uniform, a 32-19 win over Nebraska-Omaha. His 90-yarder was the third-longest in school history, and his 210 yards broke a nine-year old mark of 195 yards, held by Sonny Jones. He had eight grabs for 108 yards before hurting his shoulder in a 44-17 win over Morningside. He also had a school single-game record of 15 receptions for 133 yards and a career-high three touchdowns vs. Southwest State (Minn.). He re-separated his shoulder vs. Minnesota-Duluth while grabbing 10 catches for 82 yards. **1992:** Chamberlain did not play collegiate football. **1991:** Chamberlain was an All-Big Eight honorable mention selection at Missouri, playing in eight games, with five starts, and registering 39 catches for 464 yards (11.9) and four touchdowns. He also returned four kicks for 61 yards (15.3) and 13 punts for 81 yards (6.2). He started at tight end in three games and at split end in two others. He did not play against Nebraska, Oklahoma State and Colorado because of a sprained ankle. He opened the season with a school single-game record of 10 receptions for 110 yards vs. Baylor, breaking the mark of nine set by many others. He had five catches for 65 yards and two touchdowns vs. Indiana, and grabbed five passes for 58 yards vs. Memphis State. He also added seven grabs for 88 yards vs. Oklahoma. **1990:** Chamberlain was redshirted at Missouri. **1989:** Chamberlain played in all games as a freshman at Missouri, catching three balls for 92 yards (30.7) and one TD. His first career reception was an eight-yarder vs. Nebraska. His first TD came on a 41-yard toss in a 21-9 victory over Kansas State. He also had a 43-yard grab vs. Oklahoma. Chamberlain was a parks and recreation major at Wayne State.

**PERSONAL:** Chamberlain was a third-team all-state selection as a wide receiver at Eastern Hills (Fort Worth, Texas) HS. He was also an all-district and All-Tarrant County first-team choice. He caught 34 passes for 645 yards (19.0 avg.) and seven touchdowns, adding 216 yards rushing with a pair of scores on 13 carries as a senior. He had 70 receptions for 1,390 yards (19.9) and 15 touchdowns during his career. Byron also lettered twice in track and three times in baseball. His sister Dhana, was the district champ in the triple jump at Eastern Hill in 1987. Byron, the son of Jo Carolyn Boyd, and was born 10/17/71 in Honolulu, Hawaii.

**TERRELL DAVIS** Georgia  
Running Back 5-11 • 200  
Birthdate: October 28, 1972  
Draft Choice: #6b (196th overall)

Terrell Davis is another in a long line of standout tailbacks to perform for the Georgia Bulldogs in recent years, and now Davis will have an opportunity to show his abilities at the professional level. He





follows in the footsteps of former Bulldogs greats Herschel Walker (Giants), Rodney Hampton (Giants), Garrison Hearst (Cardinals) and Tim Worley (formerly of the Steelers and Bears). He is a powerfully built athlete with excellent hands, good speed, and good escapability. **1994:** Davis played in eight games as a scatback, starting seven. He missed three contests due to a groin injury, but still managed to lead the team with 445 yards and seven touchdowns on 97 carries (4.6 average). He also had 31 receptions for 330 yards (10.7). Davis had seven catches for 48 yards and 11 carries for 42 yards against South Carolina. He had 79 yards on four catches, including a 46-yarder, and rushed for 42 yards on 10 carries, including a one-yard score vs. Vanderbilt. The next week he rushed for 77 yards and a pair of one-yard scores on 13 carries, plus 69 yards on seven catches vs. Kentucky. He gained 113 yards on 25 carries and 42 yards on two catches in a 23-23 tie with Auburn. He closed out his college career with a 25-carry, 121-yard, two-touchdown performance in a 48-10 victory over Georgia Tech. **1993:** Davis played in all 11 games, with six starts at scatback. He led the team with 824 yards on 167 carries (4.9) and five touchdowns, and added 12 receptions for 161 (13.4) and three scores. He had 20 runs for 99 yards and three catches for 18 yards vs. South Carolina, and also registered a 57-yard touchdown reception vs. Texas Tech. Davis had 27 carries for 131 yards vs. Tennessee and 177 yards on 31 rushes and a 22-yard touchdown catch vs. Arkansas. **1992:** Davis played in 10 games, finishing the season with 388 yards on 53 carries (7.3) and three touchdowns, plus three receptions for 38 yards (12.7) and one score. He spent that season playing behind Hearst, who finished third in the Heisman Trophy voting that season. Davis had a career-high 61-yard touchdown run as well as a 21-yard score in a 56-0 win over Cal State Fullerton. He had seven carries for 42 yards in a 21-14 decision over Ohio State in the Citrus Bowl. **1991:** Davis played in five games at Long Beach State, starting four at tailback. He was second on the team with 262 yards and two touchdowns on 55 carries (4.8) and caught four passes for 92 yards (23.0) and one touchdown. Davis had a career-long 78-yard touchdown reception vs. UNLV and also rushed for 60 yards against the Rebels. He had 76 yards on 11 carries vs. Arizona. He was a consumer economics major at Georgia.

**PERSONAL:** Davis was an All-CIF second-team selection as a senior at Lincoln Prep in San Diego, Calif. He was also a first-team all-league choice. Davis played six different positions at Lincoln Prep, including nose guard, and also lettered in track. Davis was born Oct. 28 1972 in San Diego, Calif.



## Fritz Fequiere

Guard 6-2 • 289  
Birthdate: January 31, 1972  
Draft Choice: #6a (182nd overall)

Iowa

Fritz Fequiere comes to the Broncos from the University of Iowa, where he was a rising star who improved steadily throughout his career. He has explosive leg drive and good lateral movement, and is a physical trap-blocking type of lineman. He is

also very fluid in his pass blocking skills. **1994:** Fequiere was a Super Sleeper Team member and an All-America third-team selection by *The Poor Man's Guide to the NFL Draft*, as he started all 11 games at right guard. He made 57 knockdown blocks and graded out at 82% for blocking consistency. He played a major role in the Hawkeyes ability to average 221.0 yards per game on the ground and 406.9 yards in total offense. Fequiere registered seven knockdowns while delivering key blocks on touchdown runs of five yards by Kent Kahl and 80 yards by tailback Sedrick Shaw as the Hawkeyes amassed 568 yards in total offense vs. Central Michigan. He dropped linebacker Brian Gelzeiser of Penn State on a blitz to enable quarterback Ryan Driscoll to hit Harold Jasper with a 26-yard scoring strike as the team totaled 455 yards of offense. Fritz helped the Hawkeyes roll up 265 yards rushing in a 37-9 victory over in-state rival Iowa State. He upended defensive tackle Aaron Jackson with a cut block on Kent Kahl's three-yard touchdown run with 2:01 left to beat Michigan State 19-14. He also helped the Hawkeyes rush for 310 yards in a 21-21 tie with Purdue. **1993:** Fequiere started eight games at right guard and showed excellent pass protection skills as the Hawkeyes averaged 189.7 aerial yards per game. He led quarterback

Paul Burmeister into the endzone for a one-yard score in a 26-25 victory over Tulsa. Fequiere also earned game MVP honors against Penn State after making five knockdown blocks and catching a deflected pass for a three-yard gain. He also helped the Hawkeyes rush for 287 yards in a 31-28 victory over Iowa State. **1992:** Fequiere appeared in eight games as a reserve guard, performing with the second unit at right guard behind Mike Ferroni. **1991:** Fequiere saw limited action in three games. **1990:** Fequiere was redshirted as a freshman. He was a sociology major.

**PERSONAL:** Fritz was a third-team All-American and first-team All-East Region selection by Prep Football Report at Uniondale (NY) HS. He was also All-Long Island, all-state, team MVP and captain, leading the squad to the state title in 1989. He was a two-way lineman, averaging eight tackles per game while making 14 stops behind the line of scrimmage as a senior. Fequiere was born January 31, 1972 in his hometown of Uniondale, New York.



## Steve Russ

Linebacker 6-4 • 237  
Birthdate: Sept. 16, 1972  
Draft Choice: #7a (218th overall)

Air Force

Steve Russ is an impressive athlete with great size and strength, attributes he used to his advantage to become one of the finest linebackers at the Air Force Academy in recent years. He has good pass coverage skills as well as being an excellent player against the run. He finished his career with 201 tackles (105 solo) in 36 games, 22 of which were starts. **1994:** Russ started all 12 games at inside linebacker, earning third-team All-America honors from *The Poor Man's Guide to the NFL Draft*. He was also a second-team All-Western Athletic Conference pick. He led the team with 113 tackles (59 solo), two sacks and five tackles for loss (-13). He also deflected four passes. He had 10 stops (four solo) vs. Colorado State, and eight tackles, plus a 21-yard interception return vs. Brigham Young. He posted 12 tackles, including a four-yard sack vs. Northwestern. He registered eight tackles (six solo) vs. San Diego State and came up with nine stops in a 43-21 defeat of Navy. He was in on eight tackles (four solo) in a 42-7 win over Fresno State. He had a career-high 17 tackles (10 solo) as the Falcons beat Army 10-6. He added 13 tackles vs. Utah and also had nine stops, an eight-yard sack and a three-yard loss vs. Notre Dame. He closed out his college career with an eight-tackle (six solo) performance in a 37-24 win over Hawaii. **1993:** Russ played in all 12 games with 10 starts at inside linebacker. He was second on the team with 71 tackles (37 solo), three tackles for losses (-13), and one sack for four yards. He had 12 tackles and a sack in a 63-21 victory over Indiana State. He also had nine tackles (five solo) vs. The Citadel and nine stops (five solo) vs. Utah. **1992:** Russ played in 11 games, finishing the season with 17 tackles (nine solo), one tackle for loss and two pass breakups. He had two stops and a blocked field goal in the Liberty Bowl vs. Mississippi. He moved to inside linebacker after spring drills. **1991:** Russ played in only one game, vs. Navy, and did not record any tackles. He performed mostly with the junior varsity squad, blocking a punt and returning it for a touchdown vs. Brigham Young's jayvee team. Russ received his bachelor's of science in management in May 1995.

**PERSONAL:** Russ was an all-conference selection as a defensive end and tight end at Medford HS in Stetsonville, Wisc.). He was an all-district, all-state and conference Defensive Player of the Year as a senior. He was also three-time all-conference and two-time all-district in basketball. He was an all-state hoop choice as a senior, averaging 24.5 points per game as a forward in his final year, picking up conference Player of the Year honors. He lettered all four years in track and won the state title in the 300-meter dash. He also set school records in the 100, 200, and 300-meter dashes, the 110-meter high hurdles and the triple jump. Russ was born in Stetsonville, Wisc. Sept. 16, 1972.



**PHIL YEBOAH-KODIE** Penn State  
Linebacker 6-2 • 220  
Birthdate: Jan. 22, 1971  
Draft Choice: #5 (146th overall)

Phil Yeboah-Kodie is another in a long line of outstanding linebackers from Linebacker U., Penn State. He figures to be a contributor for the Broncos this season. Yeboah-Kodie was part of a Nittany Lions squad that went 12-0 in 1994, finishing No. 2 in all the major polls. **1994:** Phil started all 11 games from his outside linebacker position. He was chosen as a second-team All-Big 10 pick by the conference coaches. He ranked third on the team with 70 tackles (32 solo) and tied for the team lead with 14 tackles behind the line of scrimmage for 47 yards lost. He also had two sacks (-18 yards), four pass breakups, two forced fumbles and one fumble recovery. In a matchup between the then-No. 3-ranked Lions and then-No. 5 Michigan, Yeboah-Kodie had 10 stops to help Penn State to a 31-24 victory in Ann Arbor. He recovered a blocked punt midway through the first quarter at Iowa, scoring his second collegiate touchdown. He also recovered a fumble against the Hawkeyes that set up a Ki-Jana Carter score on the next play. He had a career-high 12 stops at Illinois in a 35-31 victory. He capped his collegiate career with six tackles and two sacks (-17 yards) in a 38-20 win over Oregon in the 1995 Rose Bowl. Yeboah-Kodie received a special award from the State College Quarterback Club at the football team's senior banquet. **1993:** Yeboah-Kodie had 24 tackles (12 solo) on the season in nine games. He had a season-high five stops against Tennessee in the Florida Citrus Bowl. He also had five stops in a start at Ohio State. **1992:** Yeboah-Kodie assumed the starting position for the first time, and responded by leading the team in tackles with 63 (40 solo). He was the only linebacker to start every game and finished third on the squad in playing time with 811 plays. He was also credited with six tackles for loss (-30 yards), three sacks (-32) and eight pass deflections. He provided one of the season's most memorable plays when he picked off a pass at West Virginia and returned it 23 yards for his first collegiate touchdown. He had nine stops vs. Notre Dame and had eight each vs. Cincinnati and Maryland. He also had six tackles in the Blockbuster Bowl against a Stanford Cardinal team that featured current Broncos teammate Glyn Milburn. **1991:** Yeboah-Kodie played in 11 of 13 games, including the Fiesta Bowl. He played mostly on special teams, totalling eight tackles (six solo) on the season. He had three tackles each vs. defending national champion Georgia Tech and Cincinnati. He had three stops in the Fiesta Bowl vs. Tennessee, a 42-17 victory. **1990:** Phil entered school in the spring and went through spring drills with the team. He was then redshirted for the '90 season.

**PERSONAL:** Yeboah-Kodie was born in Ghana (1/22/71), on the West Coast of Africa. His family moved to Canada when he was a youngster, and he grew up in Montreal. His brother Frank played cornerback at Penn State in the late '80s and currently plays for the Calgary Stampeders of the Canadian Football League. Phil first became interested in playing football while watching his brother play, and then decided to join a pee-wee league with his friends. His last name is as common in Ghana as Jones or Smith is in the United States.

## FIRST-YEAR AND ROOKIE FREE AGENTS

**JIM HOFFMAN** ARIZONA  
Defensive Lineman 6-4, 290 DOB: December 14, 1972

Jim Hoffman was part of the Wildcats top-rated "Desert Swarm" defense that set numerous defensive records over the past three years. He started 28 of the 42 games in which he played, recording 104 tackles (85 solo), two fumble recoveries, five fumbles caused, one interception, eight pass breakups and eight sacks. Twenty-nine of his tackles were for losses (-154 yards). A liberal arts major, Hoffman also played in three bowl games in his collegiate career. He was an All-CIF selection and All-Grossmont League selection while serving as team captain his senior year at Mount Miguel (Spring Valley, Calif.) HS, earning three letters in football and baseball and one in track. He is a native of La Mesa, Calif.

**BRAD HUNTER** BRIGHAM YOUNG  
Punter 6-5, 260 DOB: August 16, 1968

Brad Hunter was most recently in camp with the Houston Oilers in 1994, but did not make the roster. He was a punter at Brigham Young, where

he earned honorable mention All-WAC honors in 1992. He finished behind All-WAC second-team punter Jason Elam, the Broncos current placekicker, with 29 punts for a 47.6 avg. He also played defensive tackle at BYU, totalling 29 tackles (5 solo), 10 QB pressures and 1.5 sacks. He was a psychology major. He served a two-year mission for the Church of Jesus Christ and Latter Day Saints in the Hawaiian Islands from Sept. 1987-Sept. '89. His older brother John played at BYU and with the Tampa Bay Buccaneers and Seattle Seahawks. Brad earned three letters in football, basketball, and baseball, and one in track at North Bend (Ore.) HS. He was all-district as a defensive tackle (also all-state) and punter, as well as in baseball (DH). He is a native of North Bend, Ore.

**LARRY JACKSON** TEXAS A&M  
Defensive Lineman 6-3, 262 DOB: October 7, 1971

Larry Jackson, who switched from linebacker to defensive end his senior year, finished the 1994 campaign at Texas A&M with 35 tackles (10 for loss) and six sacks. He had 129 tackles for his career at A&M. He also appeared in three straight Cotton Bowls with the Aggies. At Rockdale (Texas) HS, he rushed for 894 yards and 16 touchdowns to earn all-district honors as a senior. He finished his career with over 2,000 yards rushing and also lettered in baseball and track. Jackson was an all-district selection as a hoopster as well. His full name is Larry Noble Jackson, Jr., and he is a native of Rockdale, Texas.

**SHANE JASPER** UCLA  
Linebacker 6-2, 256 DOB: December 23, 1971

Shane Jasper finished a fine career at UCLA with 82 tackles his senior year. He finished his career with 162 stops, including 60 as a junior (tied for fourth on team), when the Bruins went to the Rose Bowl. He posted impressive numbers for his career, despite having to play through many nagging injuries. Jasper was a political science major. He was a four-year letterman at Troup (Texas) HS as a fullback and linebacker. He was also all-state, region, and district in basketball in 1990. Jasper was also a member of the Troup High School National Honor Society. His full name is Emerson DeShane Jasper, and he is a native of Troup, TX. He was born on 12/23/71 in Tyler, Texas.

**MIKE MCCOY** UTAH  
Quarterback 6-2, 204 DOB: April 1, 1972

Mike McCoy ended a fine college career by throwing the game-winning touchdown pass in the final minute of the Freedom Bowl to beat current Bronco teammate Jim Hoffman and the Arizona Wildcats 16-13. McCoy finished his senior year sixth in the nation in passing efficiency, hitting on 247 of 381 passes for 3,035 yards, 28 touchdowns and 11 interceptions. For his career, he started 32 of 40 games, completed 692 of 1,126 passes (61.5%) for 8,697 yards, 58 touchdowns and 31 INT's. He also rushed for 42 yards on 270 carries (0.2 avg.) and three scores. McCoy played in the 1993 Freedom Bowl against current Bronco teammate Errol Small and the USC Trojans. He was the *Sports Illustrated* Player of the Week after his 29-39, 459-yard, 2-TD performance helped the Utes beat current Bronco teammate Steve Russ and Air Force 41-24 in 1993. McCoy originally began his college career at Long Beach State, but transferred when the school decided to drop football after the 1991 season. His two head coaches while he was at LBSU were former NFL coaching great George Allen (1990) and Broncos Hall of Fame defensive back and former Bronco Willie Brown. Mike was an All-Bay and All-League selection as a senior at San Martin (Novato, CA) HS and was team captain all four years. He also lettered in basketball and baseball. He is a native of Novato, Calif.

**MALCOM X. PEARSON** MIAMI (FLA.)  
Safety 6-0, 208 DOB: June 4, 1972

Malcom X. Pearson steadily improved throughout his college career, starting all 11 games and the Orange Bowl vs. Nebraska his senior year at strong safety, and being named to the All-Big East second team unit. He finished his career at Miami with 89 tackles (48 solo), five interceptions, seven pass breakups and one fumble recovery in 38 games. He had four INT's and a career-high 48 tackles as a senior. He was also a major contributor on special teams throughout his career and was a member of the



Hurricanes' 1991 national championship squad as a reserve safety. He was a criminal justice major. Pearson was a three-year starter at St. Thomas Aquinas (Fort Lauderdale, Fla.) HS, the school that produced former Hurricane and current Dallas Cowboy Michael Irvin. Pearson earned first-team All-Broward County honors as a senior, as well as all-conference, all-district, and all-state. He also played wide receiver in high school and averaged 15 points a game on the hoops squad. Malcolm's full name is Malcolm Xavier Pearson, named after the late civil rights leader Malcolm X. He is a native of Fort Lauderdale, Fla.

**ERROL SMALL**  
Safety

6-2, 220

**SOUTHERN CALIFORNIA**  
DOB: June 17, 1972

Errol Small racked up 38 tackles and five sacks as a senior at USC, sharing the starting duties at outside linebacker. He finished his two-year career with 53 tackles and five sacks in two seasons. Small missed most of the 1991 and '92 seasons with knee injuries. He was a 1989 Blue-Chip All-America second-team selection out of Notre Dame (Sherman Oaks, Calif.) HS, where he ran for 1,567 yards (7.7 avg.) and 21 touchdowns on, while posting 67 tackles with seven interceptions on defense as a senior. He also averaged 12.9 yards on 10 punt returns. Small was a first-team all-state, all-division and All-Valley pick. His school won league titles during his junior and senior seasons. He also lettered in basketball through his junior year. A native of Los Angeles, Calif., Small was a sociology major at USC.

**ROD SMITH**  
Wide Receiver

6-0, 183

**MISSOURI SOUTHERN**  
DOB: May 15, 1970

Rod Smith spent the 1994 season as a member of the Broncos practice squad, showing steady improvement as the season went along. He has continued his improvement in off-season mini-camps. He had a stellar career at Missouri Southern, finishing with league records in career receiving yards (3,043) and touchdowns (34). He also broke the school's reception record (153), and was named first-team All-America by AP, Kodak, Football Gazette, and NCAA Div. II SID's after his senior year. In his final campaign, Smith caught 63 passes for 986 yards and 13 touchdowns. He was named the school's Outstanding Graduate in 1994, after completing his collegiate studies with degrees in economics and finance, general business, as well as marketing and management. He is a native of Texarkana, Ark.

**MAA TANUVASA**  
Defensive Tackle

6-2, 277

**HAWAII**  
DOB: November 6, 1970

Maa Tanuvasa spent part of the 1994 season as a member of the Pittsburgh Steeler's practice squad after being released by the Los Angeles Rams in training camp. He started the Rams first preseason game at Green Bay (8/6/94). Maa spent the entire 1993 season on injured reserve with the Rams after injuring his knee in a preseason game at Cleveland (8/21/93). He finished his three-year college career at the University of Hawaii with 190 tackles (116 solo) and 10 sacks. As a senior, he had 84 stops (57 solo), 14 tackles for loss and five sacks. He had 41 stops (27 solo) as a junior and 65 (32 solo) as a sophomore. Tanuvasa played his high school ball for the Mililani High Trojans in Mililani, HI. He was an All-Palomar League selection in both football and track. His first name means rock in Samoan, therefore he has the nickname of "The Rock." He is a native of American Samoa and he and his wife Chris reside in Wahiawa, Hawaii.

**EDDIE TAYLOR**  
Defensive Back

5-11, 188

**SAN JOSE STATE**  
DOB: October 12, 1968

Eddie Taylor was in training camp with the San Francisco 49ers in 1994, but did not make the squad. He had his finest season as a pro in 1993, when he recorded 48 tackles and two interceptions for the British Columbia Lions of the Canadian Football League. He also played for the Winnipeg Blue Bombers from 1991-92, registering 23 tackles during that span. He played for two seasons at San Jose State after transferring from San Diego City College in 1988. While at San Jose State he competed for playing time at cornerback with his brother Jay, who played for the Phoenix Cardinals (1989-92) and Kansas City Chiefs (1993). Eddie was an administration of justice major at San Jose State. He is a graduate of Claremont (Calif.) HS, where he lettered in football and track. He is a native of San Diego, Calif.

## 1994 SEASON REVIEW



Wide receiver Anthony Miller caught 60 passes for a team-high 1,107 yards in 1994, sixth-best in the AFC. The four-time Pro Bowler is the AFC's most productive receiver over the past three seasons (3,329 yards), and needs just 16 receptions to reach 450 for his career.



# 1994 FINAL STATISTICS

## DENVER BRONCOS STATISTICS (WON 7, LOST 9)

Date	Result	Score	Opponent	Attend.
Sept 4	L	34-37	San Diego	74,032
Sept 11	L	22-25 OT	at New York Jets	73,436
Sept 18	L	16-48	L.A. Raiders	75,764
Sept. 26	L	20-27	at Buffalo	75,373
Oct 9	W	16-9	at Seattle	63,872
Oct 17	L	28-31	Kansas City	75,151
Oct 23	W	20-15	at San Diego	61,626
Oct. 30	W	26-14	Cleveland	73,190
Nov 6	L	21-27	at L.A. Rams	48,103
Nov 13	W	17-10	Seattle	71,290
Nov 20	W	32-28	Atlanta	70,594
Nov. 27	W	15-13	Cincinnati	69,714
Dec 4	W	20-17 OT	at Kansas City	77,631
Dec 11	L	13-23	at L.A. Raiders	60,016
Dec 17	L	19-42	at San Francisco	64,884
Dec. 24	L	28-30	New Orleans	64,445

	Broncos	Opponents
TOTAL FIRST DOWNS	346	303
Rushing	101	103
Passing	202	182
Penalty	43	18
3rd Down: Made/Att	87/231	86/217
3rd Down Pct.	37.7	39.6
4th Down: Made/Att	7/17	3/10
4th Down Pct.	41.2	30.0
POSSESSION AVG.	30:58	29:02
TOTAL NET YARDS	5487	5907
Avg. Per Game	342.9	369.2
Total Plays	1112	1023
Avg. Per Play	4.9	5.8
NET YARDS RUSHING	1470	1752
Avg. Per Game	91.9	109.5
Total Rushes	431	432
NET YARDS PASSING	4017	4155
Avg. Per Game	251.1	259.7
Sacked/Yards Lost	55/366	23/141
Gross Yards	4383	4296
Att./Completions	626/388	568/322
Completion Pct.	62.0	56.7
Had Intercepted	13	12
PUNTS/AVERAGE	76/42.9	76/43.5
NET PUNTING AVG.	76/37.1	76/35.8
PENALTIES/YARDS	101/865	134/1031
FUMBLES/BALL LOST	27/18	24/14
TOUCHDOWNS	37	43
Rushing	19	12
Passing	18	28
Returns	0	3

## SCORE BY PERIODS

	Q1	Q2	Q3	Q4	OT	PTS
BRONCOS	53	96	102	93	3	347
OPPONENTS	64	148	77	104	3	396

## SCORING

	TD-Ru-Pa-Rt	PAT	FG	S	PTS
Elam	0 0 0 0	29/29	30/37	0	119
L. Russell	9 9 0 0			0	54
Miller	5 0 5 0			0	32
Sharpe	4 0 4 0			0	28
Elway	4 4 0 0			0	24
Milburn	4 1 3 0			0	24
Clark	3 3 0 0			0	18

Evans	2	0	2	0				0	12
Rivers	2	2	0	0				0	12
Campbell	1	0	1	0				0	6
Pritchard	1	0	1	0				0	6
D. Russell	1	0	1	0				0	6
Tillman	1	0	1	0				0	6
<b>BRONCOS</b>	<b>37</b>	<b>19</b>	<b>18</b>	<b>0</b>	<b>29/29</b>	<b>30/37</b>	<b>0</b>	<b>347</b>	
<b>OPPONENTS</b>	<b>43</b>	<b>12</b>	<b>28</b>	<b>3</b>	<b>35/35</b>	<b>31/37</b>	<b>0</b>	<b>396</b>	

2-pt. Conversions: Sharpe 2, Miller. TEAM 3-8, OPPONENTS 5-8  
**SACKS:** Fletcher 7.0, Dronett 6.0, Washington 2.5, Hasselbach 2.0, Mecklenburg 1.5, Alexander 1.0, Bradford 1.0, Robinson 1.0, D. Smith 1.0, TEAM 23.0, OPPONENTS 55.0.

## PASSING

	Att	Cmp	Yds	Cmp%	Yds/Att	TD
Elway	494	307	3490	62.1	7.06	16
Millen	131	81	893	61.8	6.82	2
Rivers	1	0	0	0.0	0.00	0
<b>BRONCOS</b>	<b>626</b>	<b>388</b>	<b>4383</b>	<b>62.0</b>	<b>7.00</b>	<b>18</b>
<b>OPPONENTS</b>	<b>568</b>	<b>322</b>	<b>4296</b>	<b>56.7</b>	<b>7.56</b>	<b>28</b>

	TD%	Int	Int%	Long	Sack/ Lost	Rating
Elway	3.2	10	2.0	63	46/303	85.7
Millen	1.5	3	2.3	76	9/63	77.6
Rivers	0.0	0	0.0	0	0/0	39.6
<b>BRONCOS</b>	<b>2.9</b>	<b>13</b>	<b>2.1</b>	<b>76</b>	<b>55/366</b>	<b>83.8</b>
<b>OPPONENTS</b>	<b>4.9</b>	<b>12</b>	<b>2.1</b>	<b>175</b>	<b>23/141</b>	<b>88.5</b>

## RUSHING

	No.	Yds	Avg	Long	TD
L. Russell	190	620	3.3	122	9
Elway	58	235	4.1	22	4
Milburn	58	201	3.5	20	1
Clark	56	168	3.0	12	3
Bernstine	17	91	5.4	24	0
Rivers	43	83	1.9	11	2
Millen	5	57	11.4	24	0
Campbell	2	6	3.0	6	0
D. Russell	1	6	6.0	6	0
Miller	1	3	3.0	3	0
<b>BRONCOS</b>	<b>431</b>	<b>1470</b>	<b>3.4</b>	<b>24</b>	<b>19</b>
<b>OPPONENTS</b>	<b>432</b>	<b>1752</b>	<b>4.1</b>	<b>36</b>	<b>12</b>

## RECEIVING

	No.	Yds	Avg	Long	TD
Sharpe	87	1010	11.6	44	4
Milburn	77	549	7.1	33	3
Miller	60	1107	18.5	76	5
L. Russell	38	227	6.0	19	0
Tillman	28	455	16.3	63	1
D. Russell	25	342	13.7	43	1
Rivers	20	136	6.8	25	0
Pritchard	19	271	14.3	150	1
Evans	13	127	9.8	120	2
Bernstine	9	70	7.8	16	0
Clark	9	47	5.2	10	0
Kimbrough	2	20	10.0	12	0
Campbell	1	22	22.0	122	1
<b>BRONCOS</b>	<b>388</b>	<b>4383</b>	<b>11.3</b>	<b>76</b>	<b>18</b>
<b>OPPONENTS</b>	<b>322</b>	<b>4296</b>	<b>13.3</b>	<b>175</b>	<b>28</b>

## INTERCEPTIONS

	No.	Yds	Avg	Long	TD
Jones	2	9	4.5	9	0
Hilliard	2	8	4.0	8	0
Crockett	2	6	3.0	6	0
Atwater	1	24	24.0	24	0
Washington	1	5	5.0	5	0
Fletcher	1	4	4.0	4	0
Alexander	1	2	2.0	2	0

B. Smith	1	0	0.0	0	0
Williams	1	-3	-3.0	-3	0
<b>BRONCOS</b>	<b>12</b>	<b>55</b>	<b>4.6</b>	<b>24</b>	<b>0</b>
<b>OPPONENTS</b>	<b>13</b>	<b>288</b>	<b>22.2</b>	<b>199</b>	<b>3</b>

## PUNTING

	No.	Yds	Avg	Net	TB	In 20	Lg	B
Rouen	75	3258	42.9	37.1	8	23	59	0
<b>BRONCOS</b>	<b>75</b>	<b>3258</b>	<b>42.9</b>	<b>37.1</b>	<b>8</b>	<b>23</b>	<b>59</b>	<b>0</b>
<b>OPPONENTS</b>	<b>76</b>	<b>3303</b>	<b>43.5</b>	<b>35.8</b>	<b>10</b>	<b>21</b>	<b>62</b>	<b>0</b>

## PUNT RETURNS

	Ret	FC	Yds	Avg	Long	TD
Milburn	41	4	379	9.2	44	0
<b>BRONCOS</b>	<b>41</b>	<b>4</b>	<b>379</b>	<b>9.2</b>	<b>44</b>	<b>0</b>
<b>OPPONENTS</b>	<b>39</b>	<b>13</b>	<b>275</b>	<b>7.1</b>	<b>29</b>	<b>0</b>

## KICKOFF RETURNS

	No.	Yds	Avg	Long	TD
Milburn	37	793	21.4	40	0
By'not'e	24	545	22.7	41	0
D. Russell	5	105	21.0	34	0
Campbell	3	24	8.0	11	0
Clark	3	34	11.3	20	0
Carswell	1	0	0.0	0	0
Evans	1	6	6.0	6	0
Swann	1	16	16.0	16	0
<b>BRONCOS</b>	<b>75</b>	<b>1523</b>	<b>20.3</b>	<b>41</b>	<b>0</b>
<b>OPPONENTS</b>	<b>70</b>	<b>1396</b>	<b>19.9</b>	<b>62</b>	<b>0</b>

## FIELD GOALS

	1-19	20-29	30-39	40-49	50+
Elam	0/0	11/11	11/11	7/12	1/3
<b>BRONCOS</b>	<b>0/0</b>	<b>11/11</b>	<b>11/11</b>	<b>7/12</b>	<b>1/3</b>
<b>OPPONENTS</b>	<b>3/3</b>	<b>8/9</b>	<b>11/13</b>	<b>9/10</b>	<b>0/2</b>

Elam: (25G, 42G) (42G, 21G, 29G) (43G) (41N, 28G, 43G) (26G, 33G, 37G, 43N) (1) (49N, 54G, 25G) (27G, 32G) (42G, 57N, 29G) (42G) (35G, 50B) (34G, 33G, 45N, 37G, 44N) (34G, 34G) (20G, 21G) (28G, 45G) (32G, 30G)

OPPONENTS: (27G) (39G) (42G, 33G) (36G, 28G) (37G, 36G, 42G) (27N, 19G) (22G, 39G, 37G, 26G, 44G) (43G, 45G) (35G, 18G) (56N, 19G) (1) (43G, 32G, 51N) (22G, 37B) (44G, 29G, 47G, 30G, 28G) (1) (26G, 44B, 32B, 37G, 40G)

## DEFENSIVE STATISTICS

## FINAL REGULAR SEASON

Official Coaches Statistics - (Tackles and Assists) - through sixteen games  
All Other Statistics compiled from Press Box Statistics - through sixteen games

	Tackles	Assists	Total	Sacks	YLost	Int.	Yds.	PD	FR	FF
Aldridge	1	7	8	0	0	0	0	0	0	0
Alexander	105	67	172	1	10	1	2	7	1	0
Atwater	72	53	125	0	0	1	24	6	2	1
Bradford	18	9	27	1	8	0	0	5	0	0
Burns	14	4	18	0	0	0	0	0	0	0
By'not'e	1	0	1	0	0	0	0	0	0	0
Crockett	48	22	70	0	0	2	6	20	2	0
Croel	29	23	52	0	0	0	0	1	0	1
Donahue	0	1	1	0	0	0	0	0	0	0
Dronett	39	24	63	5	35	0	0	5	0	1
Fletcher	42	34	76	7	41	1	4	5	2	1
Fuller	17	5	22	0	0	0	0	3	0	0
D. Hall	18	16	34	0	0	0	0	1	0	0
Harvey	9	12	21	0	0	0	0	2	0	0
Hasselbach	40	26	66	2	13	0	0	1	0	1
Hilliard	46	5	51	0	0	2	8	14	0	2
R. Jones	37	18	55	0	0	2	9	5	1	0
Mecklenburg	52	33	85	15	16	0	0	3	2	2
Oshodin	5	0	5	0	0	0	0	0	0	0
J. Robinson	8	6	14	1	1	0	0	1	0	0
Sanders	1	2	3	0	0	0	0	0	0	0
B. Smith	54	14	68	5	10	1	0	14	0	0
D. Smith	25	17	42	1	9	0	0	5	1	0
Washington	49	33	82	2	8	1	5	3	0	2
Williams	11	11	22	0	0	1	-3	2	0	0
Wyman	7	4	11	0	0	0	0	0	0	0

## Blocked Field Goals or Punts

S. Dronett, blocked FG, vs. Seattle (11/13/94)  
S. Dronett, blocked FG, at Kansas City (12/4/94)  
S. Dronett, blocked FG, vs. New Orleans (12/24/94)  
S. Dronett, blocked FG, vs. New Orleans (12/24/94)

1994 DENVER BRONCOS  
MISCELLANEOUS STATISTICS  
(FINAL; 7-9)

## DRIVE ENGINEERING

Quarterback	Drives Started	Drives Ended By	TD	FG	FGA	PNT	DWN	TRN	SAF	CLK	RPL
John Elway	160	31	25	7	57	8	22	0	10	0	0
Hugh Millen	41	6	5	0	19	2	8	0	1	0	0
DENVER.....	201	37	30	7	76	10	30	0	11	0	0
Opponents....	195	40	31	6	76	7	23	0	12	0	0

Quarterback	Points Yielded	Pts./ Drive	Drive Efficiency
JOHN ELWAY	290	1.81	35.0%
Hugh Millen	57	1.39	26.8%
DENVER.....	347	1.73	33.3%
Opponents....	374	1.92	36.4%

## FIRST-DOWN TENDENCIES

Team	Rushing Plays	Yards	Avg.	Passing Plays	Yards	Avg.
DENVER.....	211	737	3.5	280	1592	5.7
Opponents....	223	966	4.3	229	1888	8.2

Team	Overall Plays	Yards	Avg.	Times Gained	10+	5+	2-	0	Neg.
DENVER.....	491	2329	4.7	91	196	230	107	68	
Opponents....	452	2854	6.3	93	201	185	109	30	

## YARDS GAINED BY DOWN

Team	1st Down Att	Yds.	Avg.	2nd Down Att	Yds.	Avg.	3rd Down Att	Yds.	Avg.
DENVER.....	491	2329	4.7	373	1819	4.9	231	1276	5.5
Opponents....	452	2854	6.3	344	1851	5.4	217	1192	5.5

Team	4th Down Att	Yds.	Avg.	Season Att	Yds.	Avg.
DENVER.....	17	63	3.7	1112	5487	4.9
Opponents....	10	10	1.0	1023	5907	5.8

## THIRD DOWN EFFICIENCY ANALYSIS

Team 3rd &:	1	2	3	4	5	6	7	8
DENVER.....	20-31	9-23	6-11	5-15	7-15	8-20	4-8	1-8
Opponents.....	24-35	6-12	7-14	5-11	10-26	5-15	4-13	7-16

Team 3rd &:	9	10	11+	Rush	Total
DENVER.....	3-8	8-26	16-66	24-49	87-231
Opponents.....	6-16	6-27	6-32	25-49	86-217

## TURNOVER EXCHANGE

DENVER'S 31 turnovers led to 102 Opponent points (11 TDs, 8 FG; 25.8% of Opponent's total points, 396).  
OPPONENTS' 26 turnovers led to 68 Denver points (6 TDs, 8 FGs; 19.6% of Denver's total points, 347).

## AVERAGE STARTING FIELD POSITION

	Denver	Opponent
Drives Started .....	201	195
Cumulative Starting Yardlines .....	6144	6205
Average Field Position .....	D31	O32
Drives Started In Plus Territory .....	20	29
Resulting Scores .....	15	18
Drives Started In20/At Own 20 .....	41/25	50/19

## SCORING PERCENTAGE INSIDE-THE-20

	Denver	Opponent
Times Penetrated Opponent 20.....	59	52
Total Scores.....	51	42
Touchdowns.....	28	22
Field Goals.....	23	20
Turnovers.....	4	4
Ran Out Clock Not Trying To Score.....	0	0
Scores From Outside the 20.....	16	29
Scoring Percentage.....	86.4	80.8

## FIRST DOWNS EARNED

Player	Rush	Pass	Rec'd	Total
Elway.....	17	162	0	179
L. Russell.....	43	0	8	51
Sharpe.....	0	0	51	51
Miller.....	0	0	46	46
Millen.....	2	40	0	42
Milburn.....	10	0	29	39
Tillman.....	0	0	22	22
Clark.....	17	0	2	19
D. Russell.....	0	0	13	13
Pritchard.....	0	0	12	12
Rivers.....	7	0	5	12
Bernstine.....	5	0	4	9
Evans.....	0	0	8	8
Campbell.....	0	0	1	1
Kimbrough.....	0	0	1	1

## GOAL LINE STANDS

Team	Opponent GTG Situations	Opp. Scores Total	TC	FG	Opponent GTG Plays	Defense Held	Stop Pct.
DENVER DEFENSE.....	23	23	15	8	49	34	69.4
Opponent Defense.....	29	26	18	8	71	53	74.6

## YARDS LOST DUE TO PENALTIES

	Denver	Opponent
*Times Penalized After Gain.....	8	17
Yards Lost Due To Penalties.....	75	120
Touchdowns Called Back.....	1	1
Field Goals Negated.....	0	0
First Downs Lost.....	4	7

(\*when team is on offense only.)

## KICKOFF ANALYSIS

Kicker	Total	No. Ret.	TB	EZ+	SQB	FC	OB	ONS
JASON ELAM.....	79	70	7	0	0	0	2	(2)
Opponents.....	88	75	10	2	0	1	2	(0)

Kicker	Opp. OSY	OSY Ret.	ASY	ASY Ret.
JASON ELAM	2008	1788	O 25	O 26
Opponents	2367	2062	D 27	D 27

(Key: OSY - Opponent Starting Yardlines; ASY - Average Starting Yardline; Ret. - Averages using returned kicks only. NOTE: Onside kicks are not included; Out-of-bounds kicks are.)

## TOP PERFORMANCES OF 1994

## INDIVIDUAL

## RUSHING

Attempts..... 24 - L. Russell at Seattle (10/9)  
Yards..... 109 - L. Russell vs. Seattle (11/13)

## PASSING

Attempts..... 46 - Elway at Buffalo (9/26)  
Completions..... 36 - Elway vs. San Diego (9/4)  
Completion pct..... 826 - Millen at San Francisco (12/17)  
Yards..... 382 - Elway vs. Atlanta (11/20)  
Touchdowns..... 3 - Elway vs. San Diego (9/4)

## RECEIVING

Receptions..... 10 - Sharpe at Kansas City (12/4)  
L. Russell at Buffalo (9/26)  
Yards..... 175 - Tillman vs. Atlanta (11/20)

## DEFENSE

## TACKLES

Solo Tackles..... 11 - Alexander vs. Cleveland (10/30)  
Hilliard vs. Kansas City (10/17)  
Alexander vs. San Diego (9/4)  
Atwater vs. Los Angeles Raiders (9/18)  
Assisted Tackles..... 8 - Alexander vs. New Orleans (12/24)  
Alexander at Buffalo (9/26)  
Total Tackles..... 15 - Alexander vs. Cleveland (10/30)

SACKS..... 3 - Dronett at Los Angeles Raiders (12/11)  
INTERCEPTIONS..... 1 - 11 players

PASSES DEFENSED..... 5 - Crockett vs. Seattle (11/13)

## LONGEST PLAYS

Run..... 24 - Millen at Los Angeles Raiders (12/11)  
Bernstine vs. San Diego (9/4)  
Pass..... 76 - Millen to Miller at San Francisco (12/17)  
Kickoff Return..... 41 - By'not'e at San Diego (10/23)  
Punt Return..... 44 - Milburn at San Diego (10/23)  
Interception Return..... 24 - Atwater at Seattle (10/9)  
Punt..... 59 - Rouen vs. San Diego (9/4)  
Rouen at San Diego (10/23)  
Field Goal..... 54 - Elam at San Diego (10/23)

## TEAM

## TOTAL POINTS

Offense..... 34 - vs. San Diego (9/4)  
Defense..... 9 - at Seattle (10/9)

## FIRST DOWNS

Offense..... 30 - vs. San Diego (9/4)  
Defense..... 14 - vs. Seattle (11/13)

## TOTAL YARDS

Offense..... 470 - vs. San Diego (9/4)  
Defense..... 289 - vs. Seattle (11/13)

## RUSHING YARDS

Offense..... 169 - vs. Seattle (11/13)  
Defense..... 41 - vs. Cleveland (10/30)

## PASSING YARDS

Offense..... 343 - vs. Cleveland (10/30)  
Defense..... 131 - vs. Seattle (11/13)



# GAME-BY-GAME STARTERS

## GAME-BY-GAME STARTERS, 1994

OFFENSE	WR	LT	LG	C	RG	RT	TE	WR	QB	RB	RB	Other
vs. San Diego	Miller	Zimmerman	Melander	Widell	Habib	Freeman	Sharpe	D. Russell	Elway	Bernstine	L. Russell	
at N.Y. Jets	Miller	Zimmerman	Melander	Widell	Habib	Freeman	Evans	D. Russell	Elway	Bernstine	L. Russell	
vs. L.A. Raiders	Miller	Zimmerman	Melander	Widell	Habib	Freeman	Evans	D. Russell	Elway	Clark	L. Russell	
at Buffalo	Miller	Zimmerman	Melander	Widell	Habib	Freeman	Evans	Tillman	Elway	Bernstine	L. Russell	
at Seattle	Miller	Zimmerman	Melander	Widell	Habib	Maggs	Sharpe	Tillman	Elway		L. Russell	Evans (TE)
vs. Kansas City	Miller	Zimmerman	Melander	Widell	Habib	Freeman	Sharpe	Tillman	Elway	Milburn	L. Russell	
at San Diego	Miller	Zimmerman	Melander	Widell	Habib	Freeman	Sharpe	D. Russell	Elway	Rivers	L. Russell	
vs. Cleveland	Miller	Zimmerman	Melander	Widell	Habib	Freeman	Sharpe	D. Russell	Elway		L. Russell	Evans (TE)
at L.A. Rams	Miller	Zimmerman	Nalen	Widell	Habib	Scraftford	Sharpe	D. Russell	Elway		L. Russell	Evans (TE)
vs. Seattle	Miller	Zimmerman	Melander	Widell	Habib	Scraftford	Sharpe	D. Russell	Elway	Milburn	L. Russell	
vs. Atlanta	Campbell	Zimmerman	Melander	Widell	Habib	Scraftford	Sharpe	Evans	Elway	Milburn	L. Russell	
vs. Cincinnati	Miller	Zimmerman	Melander	Widell	Habib	Scraftford	Sharpe	D. Russell	Elway	Milburn	L. Russell	
at Kansas City	Evans	Zimmerman	Melander	Widell	Habib	Scraftford	Sharpe	D. Russell	Elway	Clark	L. Russell	
at L.A. Raiders	Miller	Zimmerman	Melander	Widell	Habib	Scraftford	Sharpe	D. Russell	Millen	Milburn	L. Russell	
at San Francisco	Miller	Zimmerman	Melander	Widell	Habib	Scraftford	Sharpe	D. Russell	Elway		Clark	Evans (TE)
vs. New Orleans	Miller	Zimmerman	Melander	Widell	Habib	Scraftford	Sharpe	D. Russell	Millen	Milburn	Clark	

## GAME-BY-GAME STARTERS, CONTINUED

DEFENSE	LE	LT	RT	RE	LLB	MLB	RLB	LCB	RCB	SS	FS	Other
vs. San Diego	Dronett	Washington	D. Williams	Fletcher	Croel	Burns	Alexander	B. Smith	Crockett	Hall	Atwater	
at N.Y. Jets	Dronett	Washington	D. Williams	Fletcher	Aldridge	Mecklenburg	Alexander	B. Smith	Crockett	Atwater	R. Jones	
vs. L.A. Raiders	Dronett	Washington	D. Williams	Fletcher	Aldridge	Mecklenburg	Alexander	B. Smith	Crockett	Atwater	R. Jones	
at Buffalo	Mecklenburg	Washington	D. Williams	Fletcher	Croel	Alexander		B. Smith	Crockett	D. Smith	Atwater	Bradford (DB)
at Seattle	Dronett	Washington	D. Williams	Fletcher	Croel	Mecklenburg	Alexander	B. Smith	Hilliard	Atwater	D. Smith	
vs. Kansas City	Dronett	Washington	D. Williams	Fletcher	Croel	Mecklenburg	Alexander	B. Smith	Hilliard	Atwater	D. Smith	
at San Diego	Dronett	Washington	D. Williams	Fletcher	Harvey	Mecklenburg	Alexander	B. Smith	Crockett	Atwater	D. Smith	
vs. Cleveland	Dronett	Washington	D. Williams	Fletcher	Croel	Mecklenburg	Alexander	B. Smith	Crockett	Atwater	R. Jones	
at L.A. Rams	Dronett	Washington	Hasselbach	Fletcher	Croel	Mecklenburg	Alexander	Hilliard	Crockett	Atwater	D. Smith	
vs. Seattle	Dronett	Washington	D. Williams	Fletcher	Croel	Mecklenburg	Alexander	Hilliard	Crockett	Atwater	D. Smith	
vs. Atlanta	Dronett	Washington	D. Williams	Fletcher	Fuller	Mecklenburg	Alexander	B. Smith	Crockett	Atwater	D. Smith	
vs. Cincinnati	Dronett	Washington	D. Williams	Fletcher	Croel	Mecklenburg	Alexander	B. Smith	Crockett	Atwater	D. Smith	
at Kansas City	Dronett	Washington	D. Williams	Fletcher	Croel	Mecklenburg	Alexander	B. Smith	Crockett	Atwater	D. Smith	
at L.A. Raiders	Dronett	Washington	D. Williams	Fletcher	Croel	Mecklenburg	Alexander	B. Smith	Crockett	Hall	D. Smith	
at San Francisco	Dronett	Washington	D. Williams	Fletcher	Croel	Mecklenburg	Alexander	B. Smith	Crockett	Hall	D. Smith	
vs. New Orleans	Dronett	Washington	D. Williams	Fletcher	Croel	Mecklenburg	Alexander	B. Smith	Crockett	Atwater	D. Smith	

## 1994 GAME-BY-GAME OFFENSE

	San Diego	at N.Y. Jets	L.A. Raiders	at Buffalo	at Seattle	Kansas City	at San Diego	Cleveland	at L.A. Rams	Seattle	Atlanta	Cincinnati	at Kansas City	at L.A. Raiders	at San Francisco	New Orleans
FIRST DOWNS																
TOTAL	30	22	21	21	19	21	16	29	24	21	25	12	26	16	20	23
RUSHING	8	5	6	3	10	5	4	8	5	11	8	4	10	2	4	6
PASSING	18	16	12	14	7	13	10	17	15	8	14	8	13	9	14	14
PENALTY	4	1	3	4	2	3	2	4	4	2	3	0	3	5	2	1
3RD DOWNS																
ATT	13	13	13	17	17	13	14	15	11	16	17	16	21	11	12	11
CONV.	8	5	3	9	6	6	4	8	4	6	6	4	12	1	3	2
EFF.	62	38	23	53	35	46	29	53	36	38	35	25	57	9	25	18
NET OFFENSE																
NET YDS	470	401	292	337	278	330	294	457	284	297	425	256	393	291	334	348
AVG/GAME	47.0	43.5	36.7	37.5	35.8	35.1	34.2	35.6	34.8	34.3	35.0	34.2	34.7	34.2	34.1	34.2
PLAYS	68	67	71	73	75	62	70	79	60	73	76	64	84	56	63	71
AVG/PLAY	6.9	6.0	4.1	4.6	3.7	5.3	4.2	5.8	4.7	4.1	5.6	4.0	4.7	5.2	5.3	4.9
RUSHING																
NET YDS	129	85	69	77	150	97	69	114	48	169	89	50	123	63	48	90
AVG/GAME	129.0	107.0	94.3	90.0	102.0	101.2	96.6	98.8	93.2	100.8	99.7	95.6	97.7	95.2	92.1	92.0
ATT.	18	24	17	23	44	27	36	37	14	38	29	22	43	21	15	23
AVG/RUSH	7.2	3.5	4.1	3.3	3.4	3.6	1.9	3.1	3.4	4.4	3.1	2.3	2.9	3.0	3.2	3.9
PASSING																
NET YDS	341	316	223	260	128	233	225	343	236	128	336	206	270	228	286	258
AVG/GAME	34.1	32.8	25.3	26.0	25.6	25.2	24.6	25.7	25.2	24.3	25.1	24.8	24.9	24.8	25.0	25.1
SACKS	4	1	4	4	2	3	3	1	1	2	5	4	2	7	4	4
YDS LOST	30	3	29	20	18	30	16	6	5	18	46	33	29	14	37	32
GROSS YDS	371	319	223	280	146	263	241	349	241	146	362	239	299	242	323	290
ATT.	46	42	50	46	29	29	31	41	45	33	42	38	36	33	41	44
COMP.	36	29	25	26	15	18	22	30	24	17	27	21	24	20	29	25
PCT.	78.3	69.0	50.0	56.5	51.7	62.1	71.0	73.2	53.3	51.5	64.3	55.3	66.7	60.6	70.7	56.8
INT.	2	1	1	1	0	0	1	0	0	2	1	0	0	0	1	3
PENALTIES																
NUMBER	4	6	10	10	3	10	7	9	10	1	5	3	8	4	6	4
YDS LOST	63	35	76	77	35	65	70	66	93	23	40	25	70	35	25	56
PUNTS																
NO.	1	4	4	2	6	7	4	4	4	5	3	7	7	8	4	6

## 1994 GAME-BY-GAME DEFENSE

	San Diego	at N.Y. Jets	L.A. Raiders	at Buffalo	at Seattle	Kansas City	at San Diego	Cleveland	at L.A. Rams	Seattle	Atlanta	Cincinnati	at Kansas City	at L.A. Raiders	at San Francisco	New Orleans
FIRST DOWNS																
TOTAL	19	19	20	19	16	26	19	17	23	14	16	16	17	16	25	22
PASSING	8	5	6	9	2	4	7	3	9	7	5	7	8	10	9	6
RUSHING	10	14	13	8	13	21	9	13	11	6	11	9	11	6	15	13
PENALTY	1	0	1	2	1	1	3	1	3	1	0	0	0	0	1	3
3RD DOWNS																
ATT	12	12	14	12	14	17	13	14	14	11	14	16	14	16	12	12
CONV.	7	4	6	5	6	9	2	6	8	1	6	7	6	5	8	0
EFF.	58	33	43	42	43	53	15	43	57	09	43	44	43	31	67	00
TOT OFFENSE																
NET YDS	370	366	424	315	338	483	321	317	385	298	330	328	401	305	488	447
AVG/GAME	370.0	366.0	386.6	368.7	382.2	382.2	373.5	366.4	366.5	360.8	357.8	355.3	358.8	355.0	363.9	369.1
PLAYS	56	59	66	63	59	78	65	63	67	60	60	67	62	68	64	66
AVG/PLAY	6.6	6.2	6.4	5.0	5.7	6.2	4.9	5.0	5.7	4.8	5.5	4.9	6.5	4.5	7.6	6.8
RUSHING																
NET YDS	138	79	102	149	94	90	166	41	141	158	76	130	78	128	102	80
AVG/GAME	138.0	108.5	106.3	117.0	112.4	108.7	116.9	107.4	111.1	115.8	112.2	113.7	111.0	112.2	111.5	109.5
ATT.	34	21	30	35	20	24	25	17	38	28	17	30	25	32	30	26
AVG/RUSH	4.1	3.8	3.4	4.3	4.7	3.8	6.6	2.4	3.7	5.6	4.5	4.3	3.1	4.0	3.4	3.1
PASSING																
NET YDS	232	287	322	166	244	393	155	276	244	131	254	198	323	177	386	367
AVG/GAME	232.0	287.5	280.3	251.7	262.2	274.0	257.0	259.4	257.7	245.1	247.7	243.6	248.7	244.5	326.9	261.0
SACKS	0	1	2	2	0	0	1	0	2	0	2	0	3	0	5	1
YDS LOST	0	10	16	12	0	0	7	8	0	2	0	20	0	34	8	24
GROSS YDS	232	297	338	178	244	393	162	284	244	131	254	218	323	211	394	391
ATT.	22	37	34	26	39	54	39	45	29	30	43	34	37	31	33	35
COMP.	12	26	21	16	19	34	19	23	22	10	19	16	18	16	23	28
PCT.	54.5	70.3	61.8	61.5	48.7	63.0	48.7	51.1	75.9	33.3	44.2	47.1	48.6	51.6	69.7	80.0
INT.	0	2	0	1	2	1	3	0	1	0	0	1	0	0	1	0
PENALTIES																
NUMBER	9	4	10	8	8	14	9	8	7	12	8	6	8	12	4	7
YDS LOST	87	31	118	51	46	101	81	59	40	79	62	40	66	81	26	63
PUNTS																
NO.	3	5	5	4	4	4	5	5	3	5	7	5	7	6	3	5
YARDS	113	186	254	133	194	184	232	227	134	231	293	232	295	248	112	235
AVG.	37.7	37.2	50.8	33.3	48.5	46.0	46.4	45.4	44.7	46.2	41.9	46.4	42.1	41.3	37.3	47.0
NET AVG.	31.0	27.6	43.0	25.3	44.0	38.3	32.4	33.0	31.3	41.2	39.0	38.4	34.0	39.7	37.3	37.6
PUNT RETURNS																
NO.	1	2	2	2	3	3	2	2	2	2	1	3	3	5	2	4
YARDS	8	30	23	11	26	17	9	19	1	15	8	13	9	58	15	13
AVG.	8.0	15.0	11.5	5.5	8.7	5.7	4.5	9.5	0.5	7.5	8.0	4.3	3.0	11.6	7.5	3.3
KICKOFF RETURNS																
NO.	5	7	3	5	6	5	4	4	4	4	5	4	4	2	4	5
YARDS	102	108	70	67	83	155	83	71	79	93	80	98	91	39	85	92
AVG.	20.4	15.4	23.3	13.4	16.6	31.0	20.8	17.8	19.8	23.3	16.0	24.5	22.8	19.5	21.3	18.4
MISCELLANEOUS RETURNS																
NO.	0	0	0	0	0	1	0	0	0	0	0	0	0	0	0	0
YARDS	0	0	0	0	0	2	0	0	0	0	0	0	0	0	0	0
AVG.	0	0	0	0	0	2.0	0	0	0	0	0	0	0	0	0	0
INTERCEPTION RETURNS																
NO.	2	1	1	1	0	0	1	0	0	2	1	0	0	0	1	3
YARDS	99	67	15	27	0	0	32	0	0	13	2	0	0	0	0	33
AVG.	49.5	67.0	15.0	27.0	0.0	0	32.0	0	0	6.5	2.0	0	0	0	0.0	11.0
FUMBLES																
NO.	1	1	1	1	3	1	1	2	2	2	1	3	2	0	1	2
LOST	1	0	1	0	3	1	0	1	1	1	0	3	1	0	0	1
SCORING																
TOTAL TDs	5	3	6	3	0	4	0	1	3	1	4	1	2	1	6	3
RUSH	1	0	1	3	0	1	0	0	1	1	0	0	1	0	3	0
PASS	3	2	4	0	0	3	0	1	2	0	4	1	1	1	3	0
RETURNS	1	1	1	0	0	0	0	0	0	0	0	0	0	0	0	0
PATs/KICK	2-2	2-2	6-6	3-3	0-0	4-4	0-0	0-0	3-3	1-1	4-4	1-1	0-0	0-0	6-6	3-3
PATs/RUSH	1-2	0-0	0-0	0-0	0-0	0-0	0-0	0-0	0-0	0-0	0-0	0-0	0-1	1-1	0-0	0-0
PATs/PASS	0-1	1-1	0-0	0-0	0-0	0-0	0-0	1-1	0-0	0-0	0-0	0-0	1-1	0-0	0-0	0-0
FGs	1	1	2	2	3	1	5	2	2	1	0	2	1	5	0	3
SAFETY	0	0	0	0	0	0	0	0	0	0	0	1	0	0	0	0
TOTAL PTS	37	25	48	27	9	31	15	14	27	10	28	13	17	23	42	30
TIME OF POSSESSION																

## 1994 PARTICIPATION CHART

	San Diego	at N.Y. Jets	L.A. Raid.	at Buffalo	at Seattle	Kansas City	at S. Diego	Cleveland	at L.A. Rams	Seattle	Atlanta	Cincinnati	at K.C.	at L.A. Raid.	at San Fran.	New Orleans
Aldridge	P	S	S	S	P	P	P	P	P	P	P	P	P	P	P	P
Alexander	S	S	S	S	S	S	S	S	S	S	S	S	S	S	S	S
Atwater	S	S	S	S	S	S	S	S	S	S	S	S	S	IA	IA	S
Bernstine	S	S	IA	S	IR											
Bradford	P	P	P	P	P	P	P	P	IA	IA	IA	IA	P	P	P	P
Burch																IA
Burns	S	P	P	P	P	P	IA	P	P	P	IA	IA	IA	IA	P	P
By'not'e	IA	P	P	IA	P	P	P	P	P	P	P	IA	IA	IA	IA	IA
Campbell	P	P	P	P	P	P	P	P	P	P	S	P	P	P	P	P
Carswell												P	P	P	P	IA
Clark	P	P	S	P	P	P	P	P	P	P	P	P	P	P	S	S
Crockett	S	S	S	S	IA	IA	S	S	S	S	S	S	S	S	S	S
Croel	S	IA	IA	S	S	S	IA	S	S	S	P	S	S	S	S	S
Donahue	IA	P	P	IA	IA	IA	IA	IA	IA	IA	P	IA	IA	IA	IA	IA
Dronett	S	S	S	P	S	S	S	S	S	S	S	P	S	S	S	S
Elam	P	P	P	P	P	P	P	P	P	P	P	P	P	P	P	P
Elway	S	S	S	S	S	S	S	S	S	S	S	S	S	IA	S	IA
Evans	P	S	S	S	S	S	S	S	S	P	S	P	S	P	S	S
Fletcher	S	S	S	S	S	S	S	S	S	S	S	S	S	S	S	P
Freeman	S	S	S	S	IA	S	S	S	IA	IA	P	P	P	P	P	P
Fuller	IA	IA	IA	P	P	P	P	DNP	P	S	P	IA	IA	P	P	P
Furrer	IA	IA	IA	IA	IA	IA	IA	IA	IA	IA	IA	IA	IA	DNP	IA	
DNP																
Habib	S	S	S	S	S	S	S	S	S	S	S	S	S	S	S	S
Hall	S	P	P	P	P	P	P	P	P	P	P	P	P	S	S	P
Harvey	P	P	P	P	P	P	S	P	P	P	P	P	P	P	P	P
Hasselbach	P	P	P	P	P	P	S	S	S	S	S	S	S	S	S	S
Hilliard	P	P	P	P	S	S	P	IA	S	S	S	P	P	P	P	P
Jacobs	P	P	P	P	P	P	P	P	P	P	P	P	P	P	P	P
Jones	P	S	S	P	P	P	P	S	P	P	P	P	P	P	P	P
Kartz	IA	IA	IA	IA	IA	IA	IA	IA	IA	IA	IR					
Kimbrough	IA	DNP	IA	P	P	P	P	P	P	IA	P	P	P	P	P	P
Lanier										P	P	P	IA	IA	IA	IA
Maggs	DNP	P	P	P	S	P	P	P	P	IA	IA	IA	IA	IA	IA	IA
Mecklenburg	P	S	S	S	S	S	S	S	S	S	S	S	S	S	S	S
Molander	S	S	S	S	S	S	S	IA	S	S	S	S	S	S	S	S
Milburn	P	P	P	P	P	P	P	P	P	S	P	S	P	S	P	P
Millen	DNP	DNP	P	DNP	DNP	DNP	DNP	DNP	DNP	DNP	DNP	DNP	P	S	P	S
Miller	S	S	S	S	S	S	S	S	S	S	S	S	P	S	S	S
Nalen										S	P	P	DNP	P	P	P
Oshodin		IA	P	IA	P	P	P	P	P	P	P	P	P	P	P	P
Pritchard	P	P	P	IA	IA	IA	IA	IA	IR							
Rivers	P	P	P	P	P	P	S	P	P	P	P	P	P	P	P	P
Robinson	P	P	P	P	P	P	P	P	P	P	P	P	P	P	P	P
Rouen	P	P	P	P	P	P	P	P	P	P	P	P	P	P	P	P
D. Russell	S	S	S	IA	IA	IA	S	S	S	S	IA	S	S	S	S	S
L. Russell	S	S	S	S	S	S	S	S	S	S	P	S	S	S	IR	
Sanders	P	NWT														
Scrafford	P	P	P	P	P	P	P	P	S	S	S	P	S	S	S	S
Sharpe	S	IA	P	P	S	S	S	S	S	S	S	S	S	S	S	S
B. Smith	S	S	S	S	S	S	S	S	IA	IA	S	S	S	S	S	S
D. Smith	NWT	NWT	NWT	S	S	S	S	IA	S	S	S	S	S	S	S	S
Strother															P	P
Swann	P	P	P	P	P	P	P	P	P	P	P	IA	P	P	IA	IA
Tillman	P	P	P	S	S	S	P	P	P	P	S	P	P	P	P	P
Wallerstedt	NWT	IA	IA	NWT												
Washington	S	S	S	S	S	S	S	S	S	S	DNP	S	S	S	S	S
Widell	S	S	S	S	S	S	S	S	S	S	S	S	S	S	S	S
Williams	S	S	S	S	S	S	S	P	P	S	IA	IA	IA	P	IA	P
Wyman	IA	IA	IA	IA	IA	IA	IA	IA	IA	IA	IA	P	P	P	P	IR
Zimmerman	S	S	S	S	S	S	S	S	S	S	S	S	S	S	S	S

KEY: DNP - did not play; IA - inactive; IR - injured reserve; NWT - not with team;  
P - played; S - started.

## BRONCOS INDIVIDUAL LEADERS BY STATISTICAL CATEGORY

Category	Player	AFC Rank	AFC Leader	NFL Rank	NFL Leader
Scoring	Eiam-119	2nd	Carney, SD-135	3rd	Carney, SD-135
Rushing	Russell-620	15th	Warren, Sea-1,545	27th	Sanders, Det-1,883
Passing					
Yards	Elway-3,490	3rd	Bledsoe, NE-4,555	8th	Bledsoe, NE-4,555
Rating	Elway-85.7	2nd	Marino, Mia-89.2	4th	Young, S.F.-112.8
Receiving					
Number	Sharpe-87	4th	Coates, NE-96	8th	Carter, Min-122
Yards	Miller-1,107	6th	Brown, LA Raid-1,309	15th	Rice, S.F.-1,499
Punting					
Gross avg.	Rouen-42.9	T3rd	Gossett, L.A. Raid-43.9	T7th	Landeta, L.A. Rams-44.8
Net avg.	Rouen-37.1	1st	Rouen, Den-37.1	1st	Rouen, Den-37.1
Interceptions	Jones, Hilliard,				Turner, Cleve-9
	Crockett-2	T33rd	Turner, Cleve-9	T69th	Williams, Ariz-9
Kickoff Returns	By'not'e-22.7	4th	Baldwin, Cleve-26.9	15th	Gray, Det-28.4
Punt Returns	Milburn-9.2	6th	Gordon, S.D.-13.2	11th	Mitchell, Wash-14.1

## HOW THE BRONCOS RANKED IN THE AFC AND NFL

Category	Broncos Total	AFC Rank	AFC Leader	NFL Rank	NFL Leader
OFFENSE					
Total points	347	4th	Mia-389	10th	S.F.-505
Touchdowns scored	37	T5th	Mia-45	10th	S.F.-66
First downs	346	2nd	N.E.-348	3rd	S.F.-362
Total yards	5,487	4th	Mia-6,078	6th	Mia-6,078
Rushing yards	1,470	13th	Pitt-2,180	23rd	Pitt-2,180
Net passing yards	4,383	3rd	N.E.-4,583	4th	N.E.-4,583
Times sacked	55	13th	Cleve-14	27th	Cleve-14
Penalties	101	8th	N.E.-78	13th	Chic-65
Interceptions thrown	13	T3rd	Pitt, Sea-9	T4th	Pitt, Sea-9
Fumbles lost	18	11th	Pitt-8	25th	N.Y.G.; T.B-7
DEFENSE					
Fewest points allowed	396	13th	Cleve-204	26th	Cleve-204
Fewest TDs allowed	43	13th	Cleve-22	24th	Cleve-22
First downs allowed	303	T6th	Pitt-262	15th	Ariz-245
Total yards allowed	5,907	14th	Pitt-4,326	28th	Dal-4,313
Rushing yards allowed	1,752	8th	S.D.-1,404	16th	Min-1,090
Net pass yards allowed	4,155	14th	Hou-2,795	28th	Dal-2,752
Passer sacked	23	14th	Pitt-55	27th	Pitt-55
Interceptions	12	T11th	Mia-23	T23rd	Mia, Ariz, S.F.-23
Opponent fumbles recovered	14	T5th	K.C.-26	T7th	K.C.-26
Giveaway-takeaway ratio	-5	T10th	Pitt+14	T22nd	Pitt+14



# 1994 GAME SUMMARIES WEEK-BY-WEEK

## GAME 1

### SAN DIEGO 37, DENVER 34

Sept. 4, 1994 • Mile High Stadium, Denver

The Denver Broncos dropped their home and season opener to the San Diego Chargers by a mere three points in a scoring barrage by both teams.

The Broncos opened the season by scoring the first 17 points of the game. Wide receiver Mike Pritchard started the scoring, running under a 50-yard toss from quarterback John Elway, putting the Broncos ahead 7-0. After a 53-yard punt by the Chargers' John Kidd, the Broncos set up shop at their 20-yard line and proceeded to march the 80 yards for yet another touchdown. Newest Bronco running back Leonard Russell dashed around the left end for a 22-yard touchdown to put Denver ahead 14-0.

On the ensuing kickoff linebacker Allen Aldridge forced a Charger fumble that was recovered by running back Reggie Rivers on the Charger 16. Seven plays later, kicker Jason Elam made the Chargers pay with a 25-yard field goal to build a 17-0 lead.

That's when the game began to change for the Broncos. The Chargers marched 82 yards on nine plays on their next possession, capping the drive with a 22-yard TD toss from quarterback Stan Humphries to tight end Alfred Pupunu. The Chargers were unsuccessful on their two point conversion attempt, 17-6. Denver answered the Charger score with a nine-play, 83-yard drive, capped by a nifty eight-yard scamper by Bronco running back Glyn Milburn, 24-6.

Not to be outdone, the Chargers answered quickly, taking just four plays to go 83 yards. The drive ended with Humphries tossing a 47-yard bomb to wide receiver Shawn Jefferson, 24-13. Elway tossed an interception just two plays into the Broncos' next possession, setting up the Chargers first-and-10 at the Bronco 41. Four plays later, Humphries hooked up with wide receiver Mark Seay for a 29-yard score. Again the Chargers were unsuccessful on their two point conversion attempt, 24-19. After a punt by both teams, the Broncos took possession at their own 28 and moved downfield to the Charger five, facing a third-and-one. Elway was picked off by safety Stanley Richard at the Charger one. Richard didn't stop there, he proceeded to make a 99-yard interception return for the touchdown. The Chargers again went for two and were finally successful, 27-24 Chargers at the half.

The offensive explosion slowed a bit in the second half with the Broncos moving 51 yards on the opening possession, finishing with a 42-yard field goal by Elam, 27-27. The Chargers also opened the second half with a field goal on their first drive, a 27-yarder from Carney, 30-27. The Broncos chewed up nearly seven minutes on their next drive, going 67 yards in 11 plays with tight end Shannon Sharpe scoring on their next drive, going 67 yards in 11 plays with tight end Shannon Sharpe scoring on a five-yard touchdown toss from Elway, 34-30 Broncos early in the fourth quarter.

The Chargers then consumed over 10 minutes on their next drive, embarking on a 19-play, 89-yard drive, that ended in a one-yard touchdown by running back Natrone Means, 37-34 Chargers. The Broncos then took possession at their own 25 and drove to the Charger three with just 43 seconds remaining. On second down, Elway rolled right and fumbled when the ball slipped out of his hand as he attempted to throw to a wide open Anthony Miller in the back of the end zone. Charger linebacker Junior Seau caught the fumble before it hit the ground to secure the Charger win, 37-34.

#### FIELD GOALS (made ( ) & missed)

Carney	(27)	Elam	(25) (42)		
VISITOR	San Diego Chargers	1	2	3	4
HOME	Denver Broncos	6	21	3	7
		17	7	3	7
					OT
					TOTAL

Team	Qtr	Clock Time	SCORING PLAY	Visitor	Home
BRONCOS	1	12:21	M. Pritchard 50 yd. pass from J. Elway (J. Elam, kick) (3-41, 1:02)	0	7
BRONCOS	1	7:45	L. Russell 22 yd. run (J. Elam, kick) (6-80, 2:39)	0	14
BRONCOS	1	4:26	J. Elam 25 yd. Field Goal (7-9, 3:19)	0	17
CHARGER	1	0:25	A. Pupunu 22 yd. pass from S. Humphries (2-pt. att. fail) (9-82, 4:01)	6	17
BRONCOS	2	11:25	G. Milburn 8 yd. pass from J. Elway (J. Elam, kick) (9-83, 4:00)	6	24
CHARGER	2	9:13	S. Jefferson 47 yd. pass from S. Humphries (J. Carney, kick) (4-61, 2:12)	13	24
CHARGER	2	7:29	M. Seay 29 yd. pass from S. Humphries (2-pt. att. fail) (4-40, 1:30)	19	24
CHARGER	2	0:00	S. Richard 99 yd. interception return (R. Harmon run)	27	24
BRONCOS	3	9:32	J. Elam 42 yd. Field Goal (12-51, 5:28)	27	27
CHARGER	3	6:01	J. Carney 27 yd. Field Goal (8-43, 3:31)	30	27
BRONCOS	4	14:07	S. Sharpe 5 yd. pass from J. Elway (J. Elam, kick) (11-67, 6:54)	30	34
CHARGER	4	4:01	N. Means 1 yd. run (J. Carney, kick) (19-89, 10:06)	37	34

## FINAL INDIVIDUAL STATISTICS

San Diego Chargers							Denver Broncos						
RUSHING	ATT	YDS	AVG	LG	TD		RUSHING	ATT	YDS	AVG	LG	TD	
N. Means	22	96	4.4	11	1		L. Russell	8	70	8.8	22	1	
E. Blieniemy	5	16	3.2	5	0		R. Bernstine	8	55	6.9	24	0	
S. Jefferson	1	14	14.0	14	0		D. Clark	1	3	3.0	3	0	
R. Harmon	2	13	6.5	10	0		J. Elway	1	1	1.0	1	0	
S. Humphries	4	-1	-3	2	0								
Total	34	138	4.1	14	1		Total	18	129	7.2	24	1	
TKD/							TKD/						
PASSING	ATT	CMP	YDS	YD	TD	LG	PASSING	ATT	CMP	YDS	YD	TD	LG
S. Humphries	22	12	232	0/0	3	47	J. Elway	46	36	371/4/30	3	50	2
Total	22	12	232	0/0	3	47	Total	46	36	371/4/30	3	50	2
PASS RECEIVING	NO	YDS	LONGEST	TD			PASS RECEIVING	NO	YDS	LONGEST	TD		
S. Jefferson	3	79	47	1			S. Sharpe	9	97	38	1N		
Means	3	27	22	0			R. Bernstine	8	67	16	0		
A. Pupunu	2	47	25	1			M. Pritchard	5	119	50	1		
R. Harmon	2	25	19	0			G. Milburn	5	20	9	1		
M. Seay	1	29	29	1			L. Russell	3	20	16	0		
E. Blieniemy	1	25	25	0			D. Russell	2	19	10	0		
							D. Clark	2	15	10	0		
							A. Miller	2	14	10	0		
Total	12	232	47	3			Total	36	371	50	3		
INTERCEPTIONS	NO	YDS	LONGEST	TD			INTERCEPTIONS	NO	YDS	LONGEST	TD		
S. Richard	1	99	99	1									
D. Carrington	1	0	0	0									
Total	2	99	99	1			Total	0	0	0	0		
PUNTING	NO	YDS	AVG	TB	IN20	LG	PUNTING	NO	YDS	AVG	TB	IN20	LG
J. Kidd	3	113	37.7	1	0	53	T. Rouen	1	59	59.0	0	0	59
Total	3	113	37.7	1	0	53	Total	1	59	59.0	0	0	59
PUNT RETURNS	NO	FC	YDS	LG	TD		PUNT RETURNS	NO	FC	YDS	LG	TD	
D. Gordon	1	0	8	8	0		(OUT OF BOUNDS)	2	0	0	0	0	
Returns	1		8	8	0		(TOUCHBACK)	1	0	0	0	0	
							Returns	0		0	0	0	
KICKOFF RTNS	NO	FC	YDS	LG	TD		KICKOFF RTNS	NO	FC	YDS	LG	TD	
A. Coleman	4	0	92	48	0		D. Russell	1	0	83	34	0	
T. Martin	1	0	10	10	0		C. Swann	1	0	16	16	0	
(TOUCHBACK)	2	0	0	0	0		(TOUCHBACK)	1	0	0	0	0	
Returns	5		102	48	0		Returns	5		99	34	0	
San Diego Chargers							Denver Broncos						
FUMBLES	FUM	OWN-REC	YDS	TD			FUMBLES	FUM	OWN-REC	YDS	TD		
T. Martin	1	0	0	0	0		R. Rivers	0	0	0	0	0	
J. Seau	0	0	0	0	0		J. Elway	1	0	0	0	0	
Total	1	0	0	0	0		Total	1	0	0	0	0	
FORCED							FORCED						
OPP-REC	YDS	TD					OPP-REC	YDS	TD				
	0	0	0	0	0			1	0	0	0	0	
	1	0	0	0	0			0	0	0	0	0	
	0	0	0	0	0			0	0	0	0	0	
	0	0	0	0	0			0	0	0	0	0	
	0	0	0	0	0			0	0	0	0	0	

## FINAL TEAM STATISTICS

	VISITOR CHARGERS	HOME BRONCOS
TOTAL FIRST DOWNS	19	30
By Rushing	8	8
By Passing	10	18
By Penalty	1	4
THIRD DOWN EFFICIENCY	7-12-58%	8-13-62%
FOURTH DOWN EFFICIENCY	0-0-0%	1-1-100%
TOTAL NET YARDS	370	470
Total Offensive Plays (inc. times thrown passing)	56	68
Average gain per offensive play	6.6	6.9
NET YARDS RUSHING	138	129
Total Rushing Plays	34	18
Average gain per rushing play	4.1	7.2
NET YARDS PASSING	232	341
Times thrown - yards lost attempting to pass	0-0	4-30
Gross yards passing	232	371
PASS ATTEMPTS-COMPLETIONS-HAD INTERCEPTED	22-12-0	46-36-2
Average gain per pass play (inc. # thrown passing)	10.5	6.8
KICKOFFS Number-In End Zone-Touchbacks	6-4-1	7-5-2
PUNTS Number and Average	3-37.7	1-59
Had Blocked	0	0
FGs - PATs Had Blocked	0-0	0-0
TOTAL RETURN YARDAGE (Not Including Kickoffs)	107	0
No. and Yards Punt Returns	1-8	0-0
No. and Yards Kickoff Returns	5-102	5-99
No. and Yards Interception Returns	2-99	0-0
PENALTIES Number and Yards	9-87	6-63
FUMBLES Number and Lost	1-1	1-1

TOUCHDOWNS	5	4
Rushing	1	1
Passing	3	3
Interceptions	1	0
EXTRA POINTS Made-Attempts	3-5	4-4
Kicking Made-Attempts	2-2	4-4
Rushing Made-Attempts	1-2	0-0
Passing Made-Attempts	0-1	0-0
FIELD GOALS Made-Attempts	1-1	2-2
SAFETIES	0	0
FINAL SCORE	37	34
TIME OF POSSESSION	27:30	32:30

## GAME 2

## NEW YORK JETS 25, DENVER 22 (OT)

Sept. 11, 1994 • Giants Stadium, East Rutherford, N.J.

The Broncos suffered their second loss of the season in overtime to the New York Jets by three points. It was the second straight week in which the Broncos lost by a field goal, and dropped them to 0-2 on the season.

The Jets struck first after both teams failed to move the ball on their opening possessions. It was linebacker Mo Lewis stepping in front of a John Elway pass intended for running back Rod Bernstein. Lewis returned the interception 67 yards for the score, putting New York ahead 7-0.

The Broncos answered early in the second quarter, going 95 yards in nine plays. Elway capped the drive with a 40-yard touchdown strike to wide receiver Anthony Miller. The Broncos took the lead on their next possession with a 42-yard field goal by kicker Jason Elam after a seven-play, 29-yard drive, 10-7 Broncos.

New York answered the Bronco challenge by scoring on a six-play, 76-yard drive, that was highlighted by a 38-yard completion from quarterback Boomer Esiason to wide receiver Rob Moore that set the Jets up at the Bronco one. On the next play, Esiason hit tight end Fred Baxter for a one-yard touchdown, 14-10 Jets. Elam brought the Broncos within one at the half on a 21-yard field goal after a nine-play, 63-yard drive, 14-13 Jets at the half.

The Broncos regained the lead on their first possession of the second half, going 60 yards in 11 plays. The drive saw only two running plays, both were the last two plays of the drive. Running back Derek Clark got the first call, going two yards to the Jets' three. Then running back Leonard Russell finished the drive with a three-yard touchdown dive. The Broncos' attempt at two points failed, 19-14 Broncos.

The Jets regained the lead midway through the fourth quarter when Esiason led the Jets on a 10-play, 88-yard drive, capped by a 35-yard TD pass from Esiason to Moore. The Jets were successful on their two-point conversion, 22-19 Jets.

But Elway answered the challenge and led the Broncos 53 yards in 10 plays, setting up Elam for a 29-yard field goal that tied the score, 22-22 with 1:41 left in regulation. The defense held and the game went to overtime. The Bronco offense didn't see the ball, as the Jets took possession and marched 45 yards in seven plays, ending the game on a 39-yard field goal by Nick Lowery, 25-22 Jets in overtime.

		FIELD GOALS (made ( ) & missed)					
		J. Elam		N. Lowery			
		(42)	(21)	(29)	(39)		
		1	2	3	4	OT	TOTAL
VISITOR	Denver Broncos	0	13	6	3		22
HOME	New York Jets	7	7	0	8	3	25

		SCORING PLAY				SCORE	
		Team	Qtr	Time	Visitor	Home	
JETS	1	4:16		M. Lewis 67 yd. interception return (N. Lowery, kick)	0	7	
BRONCOS	2	12:10		A. Miller 40 yd. pass from J. Elway (J. Elam, kick) (9-95, 4:06)	7	7	
BRONCOS	2	7:09		J. Elam 42 yd. Field Goal (7-29, 2:41)	10	7	
JETS	2	3:27		F. Baxter 1 yd. pass from B. Esiason (N. Lowery, kick) (6-76, 3:42)	10	14	
BRONCOS	2	0:01		J. Elam 21 yd. Field Goal (9-63, 3:26)	13	14	
BRONCOS	3	9:94		L. Russell 3 yd. run (2-pt. Attempt Failed) (11-60, 4:49)	19	14	
JETS	4	4:15		R. Moore 35 yd. pass fro B. Esiason (R. Moore-B. Esiason, pass) (10-88, 5:22)	19	22	
BRONCOS	4	1:46		J. Elam 29 yd. Field Goal (10-53, 2:29)	22	22	
JETS	5	11:03		N. Lowery 39 yd. Field Goal (7-45-3:57)	22	25	

## FINAL INDIVIDUAL STATISTICS

Denver Broncos						New York Jets					
RUSHING	ATT	YDS	AVG	LG	TD	RUSHING	ATT	YDS	AVG	LG	TD
L. Russell	12	36	3.0	7	1	J. Johnson	17	67	3.9	14	0
R. Bernstein	6	35	5.8	17	0	B. Esiason	4	12	3.0	8	0
D. Clark	3	10	3.3	4	0						
J. Elway	1	2	2.0	2	0						
G. Milburn	1	2	2.0	2	0						
R. Rivers	1	0	0.0	0	0						
Total	24	85	3.5	17	1	Total	21	79	3.8	14	0

TKD/								TKD/							
PASSING	ATT	CMP	YDS	YD	TD	LG	IN	PASSING	ATT	CMP	YDS	YD	TD	LG	IN
J. Elway	42	29	319	1/3	1	40	1	B. Esiason	37	26	297	1/10	2	38	2
Total	42	29	319	1/3	1	40	1	Total	37	26	297	1/10	2	38	2

PASS RECEIVING	NO	YDS	LONGEST	TD	PASS RECEIVING	NO	YDS	LONGEST	TD
M. Pritchard	9	100	18	0	R. Moore	9	147	38	1
A. Miller	6	105	40	1	A. Monk	4	52	24	0
G. Milburn	5	26	8	0	J. Mitchell	4	41	15	0
D. Russell	3	45	21	0	J. Johnson	3	27	15	0
L. Russell	3	14	8	0	R. Anderson	3	22	8	0
C. Tillman	2	26	14	0	S. Anderson	1	5	5	0
R. Bernstein	1	3	3	0	A. Johnson	1	2	2	0
					F. Baxter	1	1	1	1
Total	29	319	40	1	Total	26	297	38	2

INTERCEPTIONS	NO	YDS	LONGEST	TD	INTERCEPTIONS	NO	YDS	LONGEST	TD
R. Jones	2	9	9	0	M. Lewis	1	67	67	1
Total	2	9	9	0	Total	1	67	67	1

PUNTING	NO	YDS	AVG	TB	IN20	LG	PUNTING	NO	YDS	AVG	TB	IN20	LG
T. Rouen	4	165	41.3	0	3	56	B. Hanson	5	186	37.2	1	1	52
Total	4	165	41.3	0	3	56	Total	5	186	37.2	1	1	52

PUNT RETURNS	NO	FC	YDS	LG	TD	PUNT RETURNS	NO	FC	YDS	LG	TD
G. Milburn	2	0	28	20	0	C. Hicks	2	0	30	21	0
(DOWNED)	1	0	0	0	0	(OUT OF BOUNDS)	2	0	0	0	0
(OUT OF BOUNDS)	1	0	0	0	0						
(TOUCHBACK)	1	0	0	0	0						
Returns	2		28	20	0	Returns	2		30	21	0

KICKOFF RTNS	NO	FC	YDS	LG	TD	KICKOFF RTNS	NO	FC	YDS	LG	TD
B. By'not'e	3	0	66	24	0	A. Murrell	5	0	83	24	0
J. Evans	1	0	6	6	0	R. Anderson	2	0	25	13	0
Returns	4		72	24	0	Returns	7		108	24	0

Denver Broncos						New York Jets													
FUMBLES	FUM	OWN-REC	YDS	TD	FORCED	OPP-REC	YDS	TD	OUT-BDS	FUMBLES	FUM	OWN-REC	YDS	TD	FORCED	OPP-REC	YDS	TD	OUT-BDS
Total	0		0	0	0	0	0	0	0	0	1	1	-1	0	0	0	0	0	0

## FINAL TEAM STATISTICS

		VISITOR BRONCOS	HOME JETS
TOTAL FIRST DOWNS		22	19
By Rushing		5	5
By Passing		16	14
By Penalty		1	0
THIRD DOWN EFFICIENCY		5-13-38%	4-12-33%
FOURTH DOWN EFFICIENCY		0-0-0%	1-1-100%
TOTAL NET YARDS		401	366
Total Offensive Plays (inc. times thrown passing)		67	59
Average gain per offensive play		6.0	6.2
NET YARDS RUSHING		85	79
Total Rushing Plays		24	21
Average gain per rushing play		3.5	3.8
NET YARDS PASSING		316	287
Times thrown - yards lost attempting to pass		1-3	1-10
Gross yards passing		319	297
PASS ATTEMPTS-COMPLETIONS-HAD INTERCEPTED		42-29-1	37-26-2
Average gain per pass play (inc. # thrown passing)		7.3	7.6
KICKOFFS Number-In End Zone-Touchbacks		7-0-0	7-0-0
PUNTS Number and Average		4-41.3	5-37.2
Had Blocked		0	0
FGs - PATs Had Blocked		0-0	0-0
TOTAL RETURN YARDAGE (Not Including Kickoffs)		37	97
No. and Yards Punt Returns		2-28	2-30
No. and Yards Kickoff Returns		4-72	7-108
No. and Yards Interception Returns		2-9	1-67
PENALTIES Number and Yards		4-35	4-31
FUMBLES Number and Lost		0-0	1-0
TOUCHDOWNS		2	3
Rushing		1	0
Passing		1	2
Interceptions		0	1
EXTRA POINTS Made-Attempts		1-2	3-3
Kicking Made-Attempts		1-1	2-2
Passing Made-Attempts		0-1	1-1
FIELD GOALS Made-Attempts		3-3	1-1
SAFETIES		0	0
FINAL SCORE		22	25
TIME OF POSSESSION		31:57	32:00

## GAME 3

## LOS ANGELES RAIDERS 48, DENVER 16

Sept. 18, 1994 • Mile High Stadium, Denver

Denver dropped to 0-3 on the season by losing to the Los Angeles Raiders at Mile High Stadium. The Raiders put the game away early, scoring touchdowns on their first four possessions, with drives 58, 69, 61 and 35 yards.

Running back Harvey Williams started the Raiders' scoring, running in from two yards out. Quarterback Jeff Hostetter tossed the other three TD's to running back Tyrone Montgomery (65 yards), wide receiver Tim Brown (43 yards) and tight end Andrew Glover (seven yards) to end the Raiders scoring at 28 for the half.

Denver's only points of the half came on the team's second possession when Jason Elam booted a 43-yard field goal, resulting in a 28-3 halftime lead for Los Angeles.

The second half opened up promising for the Broncos when safety Steve Atwater forced a Raider fumble that cornerback Ray Crockett returned to the Raiders' nine. Running back Leonard Russell plowed in three plays later, 28-9 Raiders after a failed two point conversion attempt. Russell fumbled on the Broncos' next possession and the Raiders capitalized, scoring on a Hostetter-to-Williams five-yard pass, 35-9.

The Broncos rebounded with a four-play 60-yard drive, finished by Russell from four yards out, 35-16. That would prove to be all the Bronco scoring, but the Raiders tacked on two Jeff Jaeger field goals from 42 and 33 yards away, along with a 15-yard interception return for a touchdown by cornerback Terry McDaniel making the final score 48-16 Raiders.

FIELD GOALS (made ( ) & missed)						
J. Jaeger	(42)	(33)	J. Elam	(43)		
VISITOR	Los Angeles Raiders	1	2	3	4	OT
HOME	Denver Broncos	21	7	10	10	
		3	0	13	0	
						TOTAL
						48
						16

Team	Qtr	Clock Time	SCORING PLAY	SCORE
				Visitor Home
RAIDERS	1	10:41	H. Williams 2 yd. run (J. Jaeger, kick) (7-58, 3:20)	7 0
BRONCOS	1	5:35	J. Elam 43 yd. Field Goal (10-54, 5:06)	7 3
RAIDERS	1	4:38	T. Montgomery 65 yd. pass from J. Hostetter (J. Jaeger, kick) (2-68, 0:57)	14 3
RAIDERS	1	0:15	T. Brown 43 yd. pass from J. Hostetter (J. Jaeger, kick) (7-61, 2:47)	21 3
RAIDERS	2	10:16	A. Glover 7 yd. pass from J. Hostetter (J. Jaeger, kick) (7-61, 2:47)	28 3
BRONCOS	3	12:48	L. Russell 1 yd. run (2-pt. Attempt Failed) (3-9, 1:08)	28 9
RAIDERS	3	9:19	H. Williams 5 yd. pass from J. Hostetter (J. Jaeger, kick) (4-14, 1:42)	35 9
BRONCOS	3	7:39	L. Russell 4 yd. run (J. Elam, kick) (4-60, 1:40)	35 16
RAIDERS	3	2:57	J. Jaeger 42 yd. Field Goal (9-53, 4:42)	38 16
RAIDERS	4	13:36	J. Jaeger 33 yd. Field Goal (8-37, 4:05)	41 16
RAIDERS	4	9:08	T. McDaniel 15 yd. interception return (J. Jaeger, kick)	48 16

## FINAL INDIVIDUAL STATISTICS

Los Angeles Raiders						Denver Broncos					
RUSHING	ATT	YDS	AVG	LG	TD	RUSHING	ATT	YDS	AVG	LG	TD
T. Montgomery	13	53	4.1	15	0	L. Russell	8	22	2.8	5	2
H. Williams	13	28	2.2	8	1	J. Elway	2	22	11.0	18	0
T. Rathman	3	19	6.3	13	0	D. Clark	3	14	4.7	11	0
K. Smith	1	2	2.0	2	0	G. Milburn	4	11	2.8	7	0
Total	30	102	3.4	15	1	Total	17	69	4.1	18	2

TKD/						TKD/					
PASSING	ATT	CMP	YDS	YD/TD	LG	PASSING	ATT	CMP	YDS	YD/TD	LG
J. Hostetter	33	21	338	2/16	4	J. Elway	33	14	151	3/21	0
V. Evans	1	0	0	0/0	0	H. Millen	17	11	101	1/8	0
Total	34	21	338	2/16	4	Total	50	25	252	4/29	0

PASS RECEIVING						PASS RECEIVING					
NO	YDS	LONGEST	TD			NO	YDS	LONGEST	TD		
T. Brown	7	136	43	1		G. Milburn	9	85	19	0	
A. Glover	4	47	21	1		M. Pritchard	5	52	12	0	
T. Montgomery	3	93	65	1		L. Russell	3	5	3	0	
T. Rathman	3	29	12	0		D. Russell	2	40	31	0	
D. Hobbs	1	14	14	0		A. Miller	2	26	15	0	
K. Smith	1	8	8	0		C. Tillman	2	22	11	0	
R. Ismael	1	6	6	0		J. Evans	1	13	13	0	
H. Williams	1	5	5	1		D. Clark	1	9	9	0	
Total	21	338	65	4		Total	25	252	31	0	

INTERCEPTIONS						INTERCEPTIONS					
NO	YDS	LONGEST	TD			NO	YDS	LONGEST	TD		
T. McDaniel	1	15	15	1							
Total	1	15	15	1		Total	0	0	0	0	

PUNTING						PUNTING					
NO	YDS	AVG	TB	IN20	LG	NO	YDS	AVG	TB	IN20	LG
J. Gossett	5	254	50.8	2	3	T. Rouen	4	161	40.3	1	0
Total	5	254	50.8	2	3	Total	4	161	40.3	1	0

PUNT RETURNS						PUNT RETURNS					
NO	FC	YDS	LG	TD		NO	FC	YDS	LG	TD	
T. Brown	2	0	23	15	0	G. Milburn	1	0	-1	-1	0
(OUT OF BOUNDS)	1	0	0	0	0	(OUT OF BOUNDS)	2	0	0	0	0
(TOUCHBACK)	1	0	0	0	0	(TOUCHBACK)	2	0	0	0	0
Returns	2		23	15	0	Returns	1	0	-1	-1	0

KICKOFF RTNS	NO	FC	YDS	LG	TD	KICKOFF RTNS	NO	FC	YDS	LG	TD
H. Williams	2	0	46	24	0	B. Byrnes	3	0	77	32	0
R. Ismael	1	0	24	24	0	D. Russell	1	0	22	22	0
(TOUCHBACK)	1	0	0	0	0	D. Clark	1	0	20	20	0
						(OUT OF BOUNDS)	1	0	0	0	0
						(TOUCHBACK)	3	0	0	0	0
Returns	3		70	24	24	Returns	5		119	32	0

Los Angeles Raiders											
FUMBLES	FUM	OWN-REC	YDS	TD	FORCED	OPP-REC	YDS	TD	OUT-BDS		
T. Montgomery	1	0	0	0	0	0	0	0	0	0	0
A. Lewis	0	0	0	0	0	1	0	0	0	0	0
T. McDaniel	0	0	0	0	0	1	2	7	0	0	0
Total	1	0	0	0	2	2	7	0	0	0	0

Denver Broncos											
FUMBLES	FUM	OWN-REC	YDS	TD	FORCED	OPP-REC	YDS	TD	OUT-BDS		
S. Atwater	0	0	0	0	0	1	0	0	0	0	0
R. Crockett	0	0	0	0	0	1	43	0	0	0	0
L. Russell	1	0	0	0	0	0	0	0	0	0	0
M. Pritchard	1	0	0	0	0	0	0	0	0	0	0
Total	2	0	0	0	1	1	43	0	0	0	0

## FINAL TEAM STATISTICS

	VISITOR RAIDERS	HOME BRONCOS
TOTAL FIRST DOWNS	20	21
By Rushing	6	6
By Passing	13	12
By Penalty	1	3
THIRD DOWN EFFICIENCY	6-14-43%	3-13-23%
FOURTH DOWN EFFICIENCY	0-0-0%	0-4-0%
TOTAL NET YARDS	424	292
Total Offensive Plays (inc. times thrown passing)	66	71
Average gain per offensive play	6.4	4.1
NET YARDS RUSHING	102	69
Total Rushing Plays	30	17
Average gain per rushing play	3.4	4.1
NET YARDS PASSING	322	223
Times thrown - yards lost attempting to pass	2-16	4-29
Gross yards passing	338	252
PASS ATTEMPTS-COMPLETIONS-HAD INTERCEPTED	34-21-0	50-25-1
Average gain per pass play (inc. # thrown passing)	8.9	4.1
KICKOFFS Number-In End Zone-Touchbacks	9-5-3	4-2-1
PUNTS Number and Average	5-50.8	4-40.3
Had Blocked	0	0
FGs - PATs Had Blocked	0-0	0-0
TOTAL RETURN YARDAGE (Not including Kickoffs)	38	-1
No. and Yards Punt Returns	2-23	1-(-1)
No. and Yards Kickoff Returns	3-70	5-119
No. and Yards Interception Returns	1-15	0-0
PENALTIES Number and Yards	10-118	10-76
FUMBLES Number and Lost	1-1	2-2
TOUCHDOWNS	6	2
Rushing	1	2
Passing	4	0
Interceptions	1	0
EXTRA POINTS Made-Attempts	6-6	1-2
Kicking Made-Attempts	6-6	1-1
Rushing Made-Attempts	0-0	0-1
FIELD GOALS Made-Attempts	2-2	1-1
SAFETIES	0	0
FINAL SCORE	48	16
TIME OF POSSESSION	33:47	26:13

## GAME 4

## BUFFALO 27, DENVER 20

Sept. 26, 1994 • Rich Stadium, Buffalo, N.Y.

The Broncos dropped their fourth straight in a valiant effort at Buffalo's Rich Stadium. Things looked good for the Broncos early in the contest, as the defense stepped up big on the game's opening drive.

Linebacker Simon Fletcher intercepted Bills' quarterback Jim Kelly at the Broncos' 45-yard line and returned it four yards to set his team up near midfield. Denver's offense took over and marched to the Bills' 24, but kicker Jason Elam missed a 41-yard field goal. The Bills capitalized on the ensuing possession, going 50 yards in 10 plays, capped by a Steve Christie 36-yard field goal to put Buffalo ahead 3-0.

The Broncos bounced back on their next possession, taking almost six minutes to go 72 yards in 10 plays. Wide receiver Anthony Miller hauled in an 11-yard touchdown toss from quarterback John Elway, 7-3 Broncos.

After punts by both teams, Buffalo took possession on their own 32. Nine plays later, Bills' running back Thurman Thomas scampered 16 yards for a



touchdown, 10-7 Bills. The Broncos' took over on their own 12-yard line after the kickoff and moved the ball effectively inside the final two minutes of the half. But faced with a first-and-15 at their own 41, Elway was sacked by Bills defensive end Bruce Smith, forcing a fumble that was recovered by Cornelius Bennett and returned eight yards to the Bronco 27. The Bills scored on the next play when Thomas darted 27 yards for the touchdown with just 26 seconds remaining in the half, 17-7 Buffalo at the half.

Trouble continued for the Broncos on their first possession of the second half. Elway was intercepted by cornerback Mickey Washington on the second play, and Washington returned the pick to the Broncos' 25. Five plays later fullback Carwell Gardner busted up the middle for a three-yard TD run, 24-7.

Elway led the Broncos back on their next possession, going 57 yards in nine plays, capping the drive with a running back Leonard Russell score from two yards away, 24-14. The rest of the game's scoring would come on field goals, as Elam kicked two for the Broncos (28 and 43) and Christie kicked one for the Bills (28). The Broncos did move into scoring position with just seconds remaining in the contest, but failed to convert on a fourth-and-two at the Bills' four with 25 seconds remaining, giving Buffalo the 27-20 win.

FIELD GOALS (made ( ) & missed)						
J. Elam	41WR (28) (43)	S. Christie	(36) (28)			
		1	2	3	4	OT
VISITOR	Denver Broncos	0	7	10	3	20
HOME	Buffalo Bills	3	14	7	3	27

				SCORE	
Team	Qtr	Clock	Time	Visitor	Home
BILLS	1	4:28	S. Christie 36 yd. Field Goal (10-50, 4:42)	0	3
BRONCOS	2	13:42	A. Miller 11 yd. pass from J. Elway (J. Elam, kick) (10-72, 5:46)	7	3
BILLS	2	1:54	T. Thomas 16 yd. run (S. Christie, kick) (9-68, 3:17)	7	10
BILLS	2	0:18	T. Thomas 27 yd. run (S. Christie, kick) (1-27, 0:08)	7	17
BILLS	3	13:18	C. Gardner 3 yd. run (S. Christie, kick) (5-25, 1:12)	7	24
BRONCOS	3	9:36	L. Russell 2 yd. run (J. Elam, kick) (9-57, 3:42)	14	24
BRONCOS	3	1:55	J. Elam 28 yd. Field Goal (13-51, 6:03)	17	24
BILLS	4	11:21	S. Christie 28 yd. Field Goal (13-72, 5:34)	17	27
BRONCOS	4	7:21	J. Elam 43 yd. Field goal (9-54, 4:00)	20	27

## FINAL INDIVIDUAL STATISTICS

Denver Broncos						
RUSHING	ATT	YDS	AVG	LG	TD	
J. Elway	5	37	7.4	22	0	
L. Russell	12	31	2.6	7	1	
G. Milburn	2	6	3.0	4	0	
D. Clark	1	2	2.0	2	0	
R. Bernstine	3	1	0.3	4	0	
Total	23	77	3.3	22	1	

Buffalo Bills						
RUSHING	ATT	YDS	AVG	LG	TD	
T. Thomas	17	103	6.1	27	2	
K. Davis	15	45	3.0	13	0	
C. Gardner	1	3	3.0	3	1	
J. Kelly	2	-2	-1.0	-1	0	
Total	35	149	4.3	27	3	

TKD/						
PASSING	ATT	CMP	YDS	YD TD	LG	IN
J. Elway	46	26	280	4/20	1	31
Total	46	26	280	4/20	1	31

TKD/						
PASSING	ATT	CMP	YDS	YD TD	LG	IN
J. Kelly	26	16	178	2/12	0	32
Total	26	16	178	2/12	0	32

TKD/						
PASSING	ATT	CMP	YDS	YD TD	LG	IN
J. Kelly	26	16	178	2/12	0	32
Total	26	16	178	2/12	0	32

TKD/						
PASSING	ATT	CMP	YDS	YD TD	LG	IN
J. Kelly	26	16	178	2/12	0	32
Total	26	16	178	2/12	0	32

TKD/						
PASSING	ATT	CMP	YDS	YD TD	LG	IN
J. Kelly	26	16	178	2/12	0	32
Total	26	16	178	2/12	0	32

TKD/						
PASSING	ATT	CMP	YDS	YD TD	LG	IN
J. Kelly	26	16	178	2/12	0	32
Total	26	16	178	2/12	0	32

TKD/						
PASSING	ATT	CMP	YDS	YD TD	LG	IN
J. Kelly	26	16	178	2/12	0	32
Total	26	16	178	2/12	0	32

Buffalo Bills										
FUMBLES	FUM	OWN-REC	YDS	TD	FORCED	OPP-REC	YDS	TD	OUT-BDS	
Br. Smith	0	0	0	0	1	0	0	0	0	
C. Bennett	0	0	0	0	0	1	8	0	0	
Bu. Brooks	1	0	0	0	0	0	0	0	1	
Total	1	0	0	0	1	1	8	0	1	

## FINAL TEAM STATISTICS

		VISITOR BRONCOS	HOME BILLS
TOTAL FIRST DOWNS		21	19
By Rushing		3	9
By Passing		14	8
By Penalty		4	2
THIRD DOWN EFFICIENCY		9-17-53%	5-12-42%
FOURTH DOWN EFFICIENCY		1-2-50%	0-0-0%
TOTAL NET YARDS		337	315
Total Offensive Plays (inc. times thrown passing)		73	63
Average gain per offensive play		4.6	5.0
NET YARDS RUSHING		77	149
Total Rushing Plays		23	35
Average gain per rushing play		3.3	4.3
NET YARDS PASSING		260	166
Times thrown - yards lost attempting to pass		4-20	2-20
Gross yards passing		280	178
PASS ATTEMPTS-COMPLETIONS-HAD INTERCEPTED		46-26-1	26-16-1
Average gain per pass play (inc. # thrown passing)		5.2	5.9
KICKOFFS Number-In End Zone-Touchbacks		5-0-0	6-1-1
PUNTS Number and Average		2-50	4-33.3
Had Blocked		0	0
FGs - PATs Had Blocked		0-0	0-0
TOTAL RETURN YARDAGE (Not Including Kickoffs)		36	38
No. and Yards Punt Returns		2-32	2-11
No. and Yards Kickoff Returns		5-104	5-67
No. and Yards Interception Returns		1-4	1-27
PENALTIES Number and Yards		10-77	8-51
FUMBLES Number and Lost		1-1	1-0
TOUCHDOWNS		2	3
Rushing		1	3
Passing		1	0
EXTRA POINTS Made-Attempts		2-2	3-3
Kicking Made-Attempts		2-2	3-3
FIELD GOALS Made-Attempts		2-3	2-2
SAFETIES		0	0
FINAL SCORE		20	27
TIME OF POSSESSION		33:20	26:40

## GAME 5

## DENVER 16, SEATTLE 9

Oct. 9, 1994 • Husky Stadium, Seattle, Wash.

The Denver Broncos snapped a four-game season-opening losing streak - one that stretched to seven games dating back to the 1993 season - by beating Seattle at Husky Stadium, 16-6. The game was played at the University of Washington because the Seahawks' normal venue, the Kingdome, was closed for repairs to its roof.

Broncos won the game the old fashioned way, with "True Grit." Running back Leonard Russell set the tone on offense, rushing 24 times for 103 yards, and cornerback Randy Hilliard paced the defense with two forced fumbles, one interception and several good defensive plays.

The Broncos got in the scoring column first on a 26-yard field goal by kicker Jason Elam that was set up by an interception of Seattle quarterback Rick Mirer by safety Steve Atwater. Bronco quarterback John Elway moved the team 58 yards in nine plays to give Elam the field goal opportunity, 3-0.

Neither team was able to move the ball into scoring range again until midway through the second quarter when Mirer drove the Seahawks 46 yards in nine plays, setting up a John Kasay 37-yard field goal, 3-3.

The Broncos punted on their next possession, giving the Seahawks the ball at their own 22. On the second-play of the drive, Mirer scrambled and completed a 39-yard pass to wide receiver Michael Bates, but Hilliard stripped Bates of the football, allowing Atwater to pick the fumble up and return it 17 yards to the Broncos' 30-yard line. Denver capitalized, driving 70 yards in 8 plays, capping the drive with a two-yard touchdown run by Elway, 10-3 at the half.

In the second half, Seattle cut the Denver lead to four on their first possession, driving 30 yards in 10 plays, setting up Kasay's second field goal of the game from 36 yards out, 10-6. Elam answered back on the Broncos' next possession with a 33-yarder after the Broncos drove 42 yards on nine plays, 13-6.

On the ensuing kickoff, Hilliard stripped Bates for the second time, resulting in a fumble that was recovered by cornerback Ronnie Bradford on the Seahawks' 19. The Broncos failed to move the ball, and settled for a 37-yard field goal by Elam, 16-6.

The Seahawks got another Kasay field goal from 42 yards away in the fourth quarter, but that would prove to be all the scoring, as Hilliard ended the Seahawks' last ditch effort with an interception of Rick Mirer. The final score read Denver 16, Seattle 9.

FIELD GOALS (made ( ) & missed)									
J. Elam (26) (33) (37) 43WR					J. Kasay (37) (36) (42)				
VISITOR	Denver Broncos	1	2	3	4	OT	TOTAL		
HOME	Seattle Seahawks	0	3	3	3		9		

Team	Qtr	Clock	SCORING PLAY				SCORE	
		Time					Visitor	Home
BRONCOS	1	3:50	J. Elam 26 yd. Field Goal (9-58, 4:14)				3	0
SEAHAWK	2	4:01	J. Kasay 37 yd. Field Goal (9-46, 4:28)				3	3
BRONCOS	2	0:43	J. Elway 2 yd. run (J. Elam, kick) (8-70, 1:36)				10	3
SEAHAWK	3	9:02	J. Kasay 36 yd. Field Goal (10-30, 4:29)				10	6
BRONCOS	3	4:14	J. Elam 33 yd. Field Goal (9-42, 4:48)				13	6
BRONCOS	3	3:08	J. Elam 37 yd. Field Goal (4-11, 1:06)				16	6
SEAHAWK	4	9:23	J. Kasay 42 yd. Field Goal (6-42, 1:17)				16	9

## FINAL INDIVIDUAL STATISTICS

Denver Broncos							Seattle Seahawks						
RUSHING	ATT	YDS	AVG	LG	TD		RUSHING	ATT	YDS	AVG	LG	TD	
L. Russell	24	103	4.3	22	0		C. Warren	18	80	4.4	20	0	
R. Rivers	10	24	2.4	8	0		R. Mirer	1	11	11.0	11	0	
G. Milburn	4	15	3.8	8	0		S. Smith	1	3	3.0	3	0	
J. Campbell	1	6	6.0	6	0								
D. Clark	1	4	4.0	4	0								
J. Elway	4	-2	-5	2	1								
Total	44	150	3.4	22	1		Total	20	94	4.7	20	0	

TKD/										TKD/									
PASSING	ATT	CMP	YDS	YD TD	LG	IN				PASSING	ATT	CMP	YDS	YD TD	LG	IN			
J. Elway	29	15	146	2/18	0	32	0			R. Mirer	39	19	244	0/0	0	39	2		
Total	29	15	146	2/18	0	32	0			Total	39	19	244	0/0	0	39	2		

PASS RECEIVING	NO	YDS	LONGEST	TD		PASS RECEIVING	NO	YDS	LONGEST	TD	
S. Sharpe	7	87	32	0		B. Blades	6	90	22	0	
G. Milburn	4	31	17	0		C. Warren	6	41	23	0	
J. Evans	2	18	13	0		K. Martin	3	37	15	0	
L. Russell	2	10	5	0		M. Bates	1	39	39	0	
						S. Smith	1	25	25	0	
						F. Edmunds	1	8	8	0	
						T. Johnson	1	4	4	0	
Total	15	146		32	0	Total	19	244		39	0

INTERCEPTIONS	NO	YDS	LONGEST	TD		INTERCEPTIONS	NO	YDS	LONGEST	TD	
S. Atwater	1	24	24	0							
R. Hilliard	1	8	8	0							
Total	2	32	24	0		Total	0	0		0	0

PUNTING	NO	YDS	AVG	TB	IN20	LG		PUNTING	NO	YDS	AVG	TB	IN20	LG	
T. Rouen	6	266	44.3	0	2	58		R. Tulen	4	194	48.5	0	1	58	
Total	6	266	44.3	0	2	58		Total	4	194	48.5	0	1	58	

PUNT RETURNS	NO	FC	YDS	LG	TD		PUNT RETURNS	NO	FC	YDS	LG	TD	
G. Milburn (DOWNED)	3	0	18	10	0		K. Martin (DOWNED)	3	2	26	10	0	
Returns	3		18	10	0		Returns	3		26	10	0	
KICKOFF RTNS	NO	FC	YDS	LG	TD		KICKOFF RTNS	NO	FC	YDS	LG	TD	
B. By'not'e	4	0	81	36	0		J. Vaughn	3	0	50	23	0	
Returns	4		81	36	0		M. Bates	2	0	33	22	0	
							Returns	5		83	23	0	

Denver Broncos										Seattle Seahawks									
FUMBLES	FUM	OWN-REC	YDS	TD	FORCED	OPP-REC	YDS	TD	OUT-BDS	FUMBLES	FUM	OWN-REC	YDS	TD	FORCED	OPP-REC	YDS	TD	OUT-BDS
J. Elway	1	1	-5	0	0	0	0	0	0	C. Warren	1	0	0	0	0	0	0	0	0
R. Jones	0	0	0	0	0	0	0	0	0	M. Bates	2	0	0	0	0	0	0	0	0
R. Hilliard	0	0	0	0	0	0	0	0	0	R. Robinson	0	0	0	0	0	0	0	0	0
S. Atwater	0	0	0	0	0	0	0	0	0										
L. Russell	1	0	0	0	0	0	0	0	0										
R. Bradford	0	1	0	0	0	0	0	0	0										
G. Milburn	1	0	0	0	0	0	0	0	0										
Total	3		2	-5	0		2		3		3		0	0		1		0	0

Seattle Seahawks										Denver Broncos									
FUMBLES	FUM	OWN-REC	YDS	TD	FORCED	OPP-REC	YDS	TD	OUT-BDS	FUMBLES	FUM	OWN-REC	YDS	TD	FORCED	OPP-REC	YDS	TD	OUT-BDS
C. Warren	1	0	0	0	0	0	0	0	0	J. Elway	1	1	-5	0	0	0	0	0	0
M. Bates	2	0	0	0	0	0	0	0	0	R. Jones	0	0	0	0	0	0	0	0	0
R. Robinson	0	0	0	0	0	0	0	0	0	R. Hilliard	0	0	0	0	0	0	0	0	0
										S. Atwater	0	0	0	0	0	0	0	0	0
										L. Russell	1	0	0	0	0	0	0	0	0
										R. Bradford	0	1	0	0	0	0	0	0	0
										G. Milburn	1	0	0	0	0	0	0	0	0
Total	3		0	0	0		1		0	Total	3		2	-5	0		2		3

## FINAL TEAM STATISTICS

	VISITOR BRONCOS	HOME SEAHAWKS
TOTAL FIRST DOWNS	19	16
By Rushing	10	2
By Passing	7	13
By Penalty	2	1
THIRD DOWN EFFICIENCY	6-17-35%	6-14-43%
FOURTH DOWN EFFICIENCY	0-1-0%	0-0-0%
TOTAL NET YARDS	278	338
Total Offensive Plays (inc. times thrown passing)	75	59
Average gain per offensive play	3.7	5.7
NET YARDS RUSHING	150	94
Total Rushing Plays	44	20
Average gain per rushing play	3.4	4.7
NET YARDS PASSING	128	244
Times thrown - yards lost attempting to pass	2-18	0-0
Gross yards passing	146	244
PASS ATTEMPTS-COMPLETIONS-HAD INTERCEPTED	29-15-0	39-19-2
Average gain per pass play (inc. # thrown passing)	4.1	6.3
KICKOFFS Number-In End Zone-Touchbacks	5-0-0	4-0-0
PUNTS Number and Average	6-44.3	4-48.5
Had Blocked	0	0
FGs - PATs Had Blocked	0-0	0-0
TOTAL RETURN YARDAGE (Not including Kickoffs)	50	26
No. and Yards Punt Returns	3-18	3-26
No. and Yards Kickoff Returns	4-81	5-83
No. and Yards Interception Returns	2-32	0-0
PENALTIES Number and Yards	3-35	8-46
FUMBLES Number and Lost	3-0	3-3
TOUCHDOWNS	1	0
Rushing	1	0
Passing	0	0
EXTRA POINTS Made-Attempts	1-1	0-0
Kicking Made-Attempts	1-1	0-0
FIELD GOALS Made-Attempts	3-4	3-3
SAFETIES	0	0
FINAL SCORE	16	9
TIME OF POSSESSION	34:10	25:50

## GAME 6

### KANSAS CITY 31, DENVER 28

Oct. 17, 1994 • Mile High Stadium, Denver

The Denver Broncos and Kansas City Chiefs staged a classic battle on national television. The game saw good offense and good defense displayed by both teams, and two legendary quarterbacks showing why they're considered to be among the game's greatest.

In a game that would ultimately be decided by quarterbacks John Elway and Joe Montana, most the first quarter was ruled by punters Tom Rouen of Denver and Louie Aguiar of Kansas City. Rouen punted on the Broncos' first three possessions, and Aguiar punted after the Chiefs' first two possessions stalled. On the Chiefs' third possession, Bronco defensive tackle Ted Washington tipped a Montana pass that landed in the hands of fellow defensive tackle Dan Williams for his first career interception, setting up the Broncos up a the Kansas City 21-yard line. Three plays later running back Leonard Russell rushed around the left end for a 12-yard touchdown, 7-0 Broncos.

Kansas City was held on four downs deep in Bronco territory on their next possession, but again the Broncos were forced to punt. The Chiefs capitalized on their next possession as Montana led Kansas City on an 8-play, 45-yard drive that resulted in a seven-yard touchdown by running back Marcus Allen, 7-7.

Denver responded with an Elway-led seven-play, 60-yard drive drive that was capped by a 27-yard touchdown strike to wide receiver Anthony Miller, 14-7 Broncos. But Montana struck back with a second quarter scoring barrage, driving the Chiefs 62 yards in nine plays, tossing his first TD of the game to J.J. Birden from six yards out, 14-14 at the half.

Halftime didn't seem to cool the Chiefs and Joe Montana, as they took the first possession of the second half 76 yards in 10 plays, with Montana tossing four-yard TD to offensive tackle Joe Valerio, 21-14 Chiefs.

That lead would last until the Broncos' second possession of the second half when Elway led the Broncos on an eight-play, 73-yard drive that was culminated by a 20-yard touchdown toss to tight end Jerry Evans, 21-21.

The Chiefs regained the lead in the middle of the fourth quarter on a 19-yard field goal by Lin Elliott, after the Denver defense held on a third-and-goal from its own one, 24-21 Chiefs.

The Broncos were driving on their next possession with just over four minutes remaining in the contest when tight end Shannon Sharpe had the ball jarred out on a hit from his back side at the Chiefs' 41 with 2:45 remaining. It didn't look good for the Broncos, but defensive tackle Ted Washington forced a Marcus Allen fumble that was recovered by Bronco linebacker Karl Mecklenburg on the Chiefs' first play from scrimmage. Denver took over at the Chiefs' 39, where John Elway took matters into his own hands six plays later, running in for a touchdown from four yards out on a quarterback draw, 28-24 Broncos with just 1:29 left on the clock.

But that would prove to be plenty of time for Montana, as he led the Chiefs on an incredible nine-play, 75-yard drive in which he completed seven of eight passes, capping the drive with the game-winning toss to wide receiver Willie Davis with just eight seconds remaining. The final score read, Kansas City 31, Denver 28, dropping the Broncos to a 1-5 record on the season.

## FIELD GOALS (made ( ) &amp; missed)

L. Elliott	27WR (19)						
VISITOR	Kansas City Chiefs	1	2	3	4	OT	TOTAL
HOME	Denver Broncos	0	14	7	10		31
		0	14	7	7		28

Team	Qtr	Clock Time	SCORING PLAY	SCORE
				Visitor Home
BRONCOS	2	14:16	L. Russell 12 yd. run (J. Elam, kick) (3-21, 0:58)	0 7
CHIEFS	2	6:57	M. Allen 7 yd. run (L. Elliott, kick) (8-45, 3:47)	7 7
BRONCOS	2	3:35	A. Miller 27 yd. pass from J. Elway (J. Elam, kick) (7-60, 3:22)	7 14
CHIEFS	2	1:12	J. Birden 6 yd. pass from J. Montana (L. Elliott, kick) (9-62, 2:23)	14 14
CHIEFS	3	10:02	J. Valerio 4 yd. pass from J. Montana (L. Elliott, kick) (10-76, 4:58)	21 14
BRONCOS	3	0:22	J. Evans 20 yd. pass from J. Elway (J. Elam, kick) (8-73, 4:46)	21 21
CHIEFS	4	4:08	L. Elliott 19 yd. Field Goal (7-67, 3:23)	24 21
BRONCOS	4	1:29	J. Elway 4 yd. run (J. Elam, kick) (6-39, 1:12)	24 28
CHIEFS	4	0:08	W. Davis 5 yd. pass from J. Montana (L. Elliott, kick) (9-75, 1:21)	31 28

## FINAL INDIVIDUAL STATISTICS

Kansas City Chiefs						Denver Broncos					
RUSHING	ATT	YDS	AVG	LG	TD	RUSHING	ATT	YDS	AVG	LG	TD
M. Allen	16	63	3.9	10	1	L. Russell	15	41	2.7	12	1
G. Hill	6	16	2.7	9	0	J. Elway	6	38	6.3	9	1
K. Anders	2	11	5.5	14	0	G. Milburn	3	17	5.7	8	0
						A. Miller	1	3	3.0	3	0
						D. Clark	2	-2	-1.0	-1	0
Total	24	90	3.8	14	1	Total	27	97	3.6	12	2

TKD/						TKD/					
PASSING	ATT	CMP	YDS	YD	TD	PASSING	ATT	CMP	YDS	YD	TD
J. Montana	54	34	393	0/0	3	J. Elway	29	18	263	6/30	2
Total	54	34	393	0/0	3	Total	29	18	263	6/30	2

PASS RECEIVING						PASS RECEIVING					
NO	YDS	LONGEST	TD			NO	YDS	LONGEST	TD		
D. Walker	8	98	23	0		A. Miller	5	99	27	1	
W. Davis	7	88	26	1		S. Sharpe	4	50	21	0	
K. Anders	6	56	19	0		G. Milburn	3	56	29	0	
M. Allen	5	49	16	0		L. Russell	3	10	4	0	
T. Greene	3	43	20	0		J. Evans	2	34	20	1	
J. Birden	2	31	25	1		C. Tillman	1	14	14	0	
G. Hill	2	24	21	0							
J. Valerio	1	4	4	1							
Total	34	393	26	3		Total	18	263	29	2	

INTERCEPTIONS						INTERCEPTIONS					
NO	YDS	LONGEST	TD			NO	YDS	LONGEST	TD		
Total	0	0	0	0		D. Williams	1	-3	0	0	
						Total	1	-3	0	0	

PUNTING						PUNTING					
NO	YDS	AVG	TB	IN20	LG	NO	YDS	AVG	TB	IN20	LG
L. Aguilar	4	184	46.0	0	1	T. Rouen	7	279	39.9	1	1
Total	4	184	46.0	0	1	Total	7	279	39.9	1	1

PUNT RETURNS						PUNT RETURNS					
NO	FC	YDS	LG	TD		NO	FC	YDS	LG	TD	
D. Hughes	3	1	17	7	0	G. Milburn	4	0	31	16	0
(DOWNED)	1	0	0	0	0						
(OUT OF BOUNDS)	1	0	0	0	0						
(TOUCHBACK)	1	0	0	0	0						
Returns	3		17	7	0	Returns	4		31	16	0

KICKOFF RTNS						KICKOFF RTNS					
NO	FC	YDS	LG	TD		NO	FC	YDS	LG	TD	
R. Dickerson	5	0	155	62	0	B. By not'e	3	0	66	24	0
						J. Campbell	0	1	0	0	0
						(OUT OF BOUNDS)	1	0	0	0	0
						(TOUCHBACK)	1	0	0	0	0
Returns	5		155	62	0	Returns	3		66	24	0

## Kansas City

## FUMBLES

	FUM	OWN-REC	YDS	TD	FORCED	OPP-REC	YDS	TD	OUT-BDS
G. Manuskay	0	0	0	0	0	1	0	0	0
N. Smith	0	0	0	0	1	0	0	0	0
G. Jamison	0	0	0	0	0	1	0	0	0
M. Allen	1	0	0	0	0	0	0	0	0
D. Mickell	0	0	0	0	1	0	0	0	0
V. Booker	0	0	0	0	0	1	2	0	0
Total	1	0	0	0	2	3	2	0	0

## Denver Broncos

## FUMBLES

	FUM	OWN-REC	YDS	TD	FORCED	OPP-REC	YDS	TD	OUT-BDS
G. Milburn	2	1	0	0	0	0	0	0	0
J. Elway	2	0	0	0	0	0	0	0	0
B. Habib	0	1	0	0	0	0	0	0	0
S. Sharpe	1	0	0	0	0	0	0	0	0
T. Washington	0	0	0	0	1	0	0	0	0
K. Mecklenburg	0	0	0	0	0	1	0	0	0
Total	5	2	0	0	1	1	0	0	0

## FINAL TEAM STATISTICS

## TOTAL FIRST DOWNS

By Rushing	26
By Passing	4
By Penalty	21
	1

## THIRD DOWN EFFICIENCY

## FOURTH DOWN EFFICIENCY

## TOTAL NET YARDS

Total Offensive Plays (inc. times thrown passing)	483
Average gain per offensive play	78
	6.2

## NET YARDS RUSHING

Total Rushing Plays	90
Average gain per rushing play	24
	3.8

## NET YARDS PASSING

Times thrown - yards lost attempting to pass	393
Gross yards passing	0-0
	393

## PASS ATTEMPTS-COMPLETIONS-HAD INTERCEPTED

Average gain per pass play (inc. # thrown passing)	54-34-1
	7.3

## KICKOFFS Number-In End Zone-Touchbacks

	6-4-1
	5-2-0

## PUNTS Number and Average

Had Blocked	4-46
FGs - PATs Had Blocked	7-39.9
	0
	0-0

## TOTAL RETURN YARDAGE (Not including Kickoffs)

No. and Yards Punt Returns	17
No. and Yards Kickoff Returns	3-17
No. and Yards Interception Returns	5-155
	0-0

## PENALTIES Number and Yards

FUMBLES Number and Lost	14-101
	1-1

## TOUCHDOWNS

Rushing	4
Passing	1
	3

## EXTRA POINTS Made-Attempts

Kicking Made-Attempts	4-4
	4-4

## FIELD GOALS Made-Attempts

SAFETIES	1-2
FINAL SCORE	0-0
TIME OF POSSESSION	31
	32:04

## TIME OF POSSESSION

## GAME 7

## DENVER 20, SAN DIEGO 15

Oct. 23, 1994 • Jack Murphy Stadium, San Diego, Calif.

The Broncos avenged their opening day loss by dropping the San Diego Chargers, the National Football League's only unbeaten team, by the score of 20-15. Kicker Jason Elam became the team hero after missing early in the contest, and running back Leonard Russell continued to have a nose for the end zone.

The Chargers began the day with the football, but their first drive ended when Charger quarterback Stan Humphries was intercepted by defensive lineman Ted Washington. The Broncos were unable to capitalize, as Elam missed a 49-yard field goal.

San Diego took possession at its own 40 and drove 55 yards in eight plays, setting up kicker John Carney with a 22-yard field goal, 3-0 Chargers. On the Broncos' next possession defensive end Leslie O'Neal forced quarterback John Elway to fumble on third down, setting the Chargers up first-and-10 at the Broncos' 21-yard line. The Denver defense held, forcing a 39-yard field goal by Carney, 6-0.

The Broncos coughed up the ball again on their next possession when running back Reggie Rivers fumbled on third-and-one. Linebacker Junior Seau was there for the



recovery, setting the Chargers up again in Bronco territory at the Denver 44. Eight plays later Carney kicked his third field goal of the game from 25 yards away, 9-0.

The Broncos stopped the bleeding on the next drive, eating up eight minutes and 58 seconds, on a 16-play, 80-yard drive that was capped off by a Leonard Russell three-yard touchdown on fourth down, 9-7 Chargers. The Chargers were forced to punt on their next possession, but the Broncos gave the ball back after wide receiver Anthony Miller mishandled a high pass from Elway that fell into the hands of safety Darren Carrington, who returned the interception to the Denver 13-yard line. The defense again came up big again, when cornerback Ray Crockett made his first interception of the year at Denver's 12 to stop the Charger threat.

The Broncos were unable to move the ball and were forced to punt, giving the Chargers good field position at their own 48. Seven plays later, Carney kicked his fourth field goal of the half from 26 yards away, 12-7 Chargers at the half.

The Broncos opened the second half with an impressive drive that ended on a fake field goal that went bad at the Charger's six-yard line. The Chargers couldn't move the ball on their next two possessions and the Broncos punted once before John Elway hooked up with tight end Shannon Sharpe on a 43-yard touchdown pass. That pass was set up by a 44-yard punt return by running back Glyn Milburn, 14-12 Broncos.

After punts by both teams, San Diego regained the lead on a 44-yard field goal by Carney, after an eight-play, 55-yard drive, 15-14. On the ensuing kickoff cornerback Butler By'not'e returned the kick to the Bronco 45, but 15 more yards were tacked on after a Charger penalty. That eventually set up what would prove to be the game-winning field goal by Elam from 54 yards away, 17-15. Elam tacked on a 25-yarder, and cornerback Ben Smith stopped a Charger threat with an interception to help lift the Broncos to a 20-15 win. The Broncos improved their record to 2-5 while handing the Chargers their first loss of the season.

FIELD GOALS (made ( ) & missed)						
J. Elam	49WL (54) (25)	J. Carney	(22) (39) (37) (26) (44)			
VISITOR	Denver Broncos	1	2	3	4	OT
HOME	San Diego Chargers	0	7	7	6	TOTAL
		6	6	0	3	15

Team	Qtr	Clock Time	SCORING PLAY	SCORE	Visitor	Home
CHARGER	1	5:37	J. Carney 22 yd. Field Goal (8-55, 3:48)	0	3	
CHARGER	1	3:33	J. Carney 39 yd. Field Goal (4-0, 0:22)	0	6	
CHARGER	2	14:07	J. Carney 37 yd. Field Goal (8-25, 3:02)	0	9	
BRONCOS	2	5:09	L. Russell 3 yd. run (J. Elam, kick) (16-80, 8:58)	7	9	
CHARGER	2	0:00	J. Carney 26 yd. Field Goal (7-44, 0:43)	7	12	
BRONCOS	3	2:12	S. Sharpe 43 yd. pass from J. Elway (J. Elam, kick) (3-48, 1:20)	14	12	
CHARGER	4	11:11	J. Carney 44 yd. Field Goal (8-55, 2:59)	14	15	
BRONCOS	4	10:02	J. Elam 54 yd. Field Goal (4-4, 1:09)	17	15	
BRONCOS	4	4:07	J. Elam 25 yd. Field Goal (9-66, 4:07)	20	15	

### FINAL INDIVIDUAL STATISTICS

Denver Broncos						San Diego Chargers					
RUSHING	ATT	YDS	AVG	LG	TD	RUSHING	ATT	YDS	AVG	LG	TD
L. Russell	18	35	1.9	12	1	N. Means	19	100	5.3	18	0
J. Elway	7	21	3.0	10	0	E. Blenlemy	2	39	19.5	36	0
G. Milburn	5	8	1.6	6	0	S. Jefferson	1	22	22.0	22	0
D. Clark	2	5	2.5	5	0	S. Hendrickson	1	3	3.0	3	0
R. Rivers	4	0	0.0	3	0	R. Harmon	2	2	1.0	1	0
Total	36	69	1.9	12	1	Total	25	166	6.6	36	0

TKD/						TKD/					
PASSING	ATT	CMP	YDS	YD TD	LG IN	PASSING	ATT	CMP	YDS	YD TD	LG IN
J. Elway	31	22	241	3/16	1 44 1	S. Humphries	33	17	142	1/7	0 23 3
						G. Gilbert	6	2	20	0/0	0 14 0
Total	31	22	241	3/16	1 44 1	Total	39	19	162	1/7	0 23 3

PASS RECEIVING	NO	YDS	LONGEST	TD	PASS RECEIVING	NO	YDS	LONGEST	TD
A. Miller	7	51	17	0	R. Harmon	8	69	17	0
S. Sharpe	6	121	44	1	N. Means	6	41	13	0
L. Russell	4	33	13	0	T. Marlin	3	39	23	0
G. Milburn	3	23	14	0	M. Seay	1	8	8	0
D. Russell	2	13	10	0	S. Jefferson	1	5	5	0
Total	22	241	44	1	Total	19	162	23	0

INTERCEPTIONS	NO	YDS	LONGEST	TD	INTERCEPTIONS	NO	YDS	LONGEST	TD
T. Washington	1	5	5	0	D. Carrington	1	32	32	0
R. Crockett	1	0	0	0					
B. Smith	1	0	0	0					
Total	3	5	5	0	Total	1	32	32	0

PUNTING	NO	YDS	AVG	TB	IN20	LG	PUNTING	NO	YDS	AVG	TB	IN20	LG
T. Flouren	4	176	44.0	0	2	59	B. Wagner	5	232	46.4	0	1	52
Total	4	176	44.0	0	2	59	Total	5	232	46.4	0	1	52

PUNT RETURNS	NO	FC	YDS	LG	TD	PUNT RETURNS	NO	FC	YDS	LG	TD
G. Milburn	4	0	70	44	0	D. Gordon	2	1	9	9	0
(OUT OF BOUNDS)	1	0	0	0	0	(DOWNED)	1	0	0	0	0
Returns	4		70	44	0	Returns	2		9	9	0
KICKOFF RTNS	NO	FC	YDS	LG	TD	KICKOFF RTNS	NO	FC	YDS	LG	TD
B. Bynote	4	0	118	41	0	A. Coleman	3	0	71	30	0
(TOUCHBACK)	1	0	0	0	0	R. Harmon	1	0	12	12	0
Returns	4		118	41	0	(OUT OF BOUNDS)	1	0	0	0	0
Returns	4		118	41	0	Returns	4		83	30	0

Denver Broncos										San Diego Chargers									
FUMBLES	FUM	OWN-REC	YDS	TD	FORCED	OPP-REC	YDS	TD	OUT-BDS	FUMBLES	FUM	OWN-REC	YDS	TD	FORCED	OPP-REC	YDS	TD	OUT-BDS
J. Elway	1	0	0	0	0	0	0	0	0	L. O'Neal	0	0	0	0	1	0	0	0	0
R. Rivers	1	0	0	0	0	0	0	0	0	C. Mims	0	0	0	0	0	1	0	0	0
Total	2	0	0	0	0	0	0	0	0	J. Seau	0	0	0	0	0	1	0	0	0
										D. Gordon	1	0	0	0	0	0	0	0	0
										R. Harrison	0	1	0	0	0	0	0	0	0
										Total	1	1	0	0	1	2	0	0	0

### FINAL TEAM STATISTICS

	VISITOR BRONCOS	HOME CHARGERS
TOTAL FIRST DOWNS	18	19
By Rushing	4	7
By Passing	10	9
By Penalty	2	3
THIRD DOWN EFFICIENCY	4-14-29%	2-13-15%
FOURTH DOWN EFFICIENCY	1-2-50%	0-1-0%
TOTAL NET YARDS	294	321
Total Offensive Plays (inc. times thrown passing)	70	65
Average gain per offensive play	4.2	4.9
NET YARDS RUSHING	69	166
Total Rushing Plays	36	25
Average gain per rushing play	1.9	6.6
NET YARDS PASSING	225	155
Times thrown - yards lost attempting to pass	3-16	1-7
Gross yards passing	241	162
PASS ATTEMPTS-COMPLETIONS-HAD INTERCEPTED	31-22-1	39-19-3
Average gain per pass play (inc. # thrown passing)	6.6	3.9
KICKOFFS Number-In End Zone-Touchbacks	5-0-0	5-1-1
PUNTS Number and Average	4-44	5-46.4
Had Blocked	0	0
FGs - PATs Had Blocked	0-0	0-0
TOTAL RETURN YARDAGE (Not Including Kickoffs)	75	41
No. and Yards Punt Returns	4-70	2-9
No. and Yards Kickoff Returns	4-118	4-83
No. and Yards Interception Returns	3-5	1-32
PENALTIES Number and Yards	7-70	9-81
FUMBLES Number and Lost	2-2	1-0
TOUCHDOWNS	2	0
Rushing	1	0
Passing	1	0
EXTRA POINTS Made-Attempts	2-2	0-0
Kicking Made-Attempts	2-2	0-0
FIELD GOALS Made-Attempts	2-3	5-5
SAFETIES	0	0
FINAL SCORE	20	15
TIME OF POSSESSION	34:09	25:51

## GAME 8 DENVER 26, CLEVELAND 14 Oct. 30, 1994 • Mile High Stadium, Denver

Denver stretched its winning streak to two games, winning at home for the first time. Quarterback John Elway operated on the Cleveland defense with the skill of a surgeon, and the Broncos' defense held Browns' running back Eric Metcalf and the rest of his teammates in check for most of the day.

The Broncos scored first after punting on their opening possession. Elway led the team on a 15-play, 80-yard drive, that consumed nearly nine minutes. The drive was capped by a one-yard touchdown toss from Elway to tight end Jerry Evans, 7-0.

The Browns answered with a Matt Stover field goal from 43 yards away on their next possession, 7-3 Broncos. Stover added another field goal from 45 yards away, after Elway set the Browns up in good field position with a fumble, 7-6 Broncos.

The Broncos awoke on their next possession with a 10-play, 81-yard drive, that was ended with a one-yard touchdown plunge from running back Leonard Russe71, 14-6 Broncos at the half.

Denver took the first possession of the second half and marched 65 yards in 11 plays, setting up a 27-yard field goal by Jason Elam, 17-6. After a series of punts and one turnover, Elam came on to hit his second field goal of the game from 32 yards away, after a seven-play, 27-yard drive, 20-6.

But Cleveland didn't quit, as backup quarterback Mark Rypien led the Browns on a seven-play, 60-yard drive early in the fourth quarter, capped by a six-yard touchdown pass to wide receiver Mark Carrier. The Browns converted on a two-point try to pull within six, 20-14.

The Broncos, however, would not fold again at home, closing the door on the Browns by driving 74 yards in just six plays. Wide receiver Derek Russell set up the score with a 43-yard catch and run. Glyn Milburn capped the drive with a great catch to score from 17 yards away. The two-point conversion attempt was no good by the Broncos, but that would be all the scoring the Broncos needed. The final score read 26-14 Denver, improving the team's record to three wins and five losses.

FIELD GOALS (made ( ) & missed)					
M. Stover	(43) (45)	J. Elam	(27) (32)		
VISITOR	Cleveland Browns	1	2	3	4
HOME	Denver Broncos	0	6	0	8
		7	7	6	6
					OT
					TOTAL
					14
					26

Team	Qtr	Clock Time	SCORING PLAY	SCORE	Visitor	Home
BRONCOS	1	0:17	J. Evans 1 yd. pass from J. Elway (J. Elam, kick) (15-80, 8:48)	0	7	
BROWNS	2	11:42	M. Stover 43 yd. Field Goal (11-55, 3:35)	3	7	
BROWNS	2	5:52	M. Stover 45 yd. Field Goal (4-8, 1:34)	6	7	
BRONCOS	2	1:44	L. Russell 1 yd. run (J. Elam, kick) (10-81, 4:08)	6	14	
BRONCOS	3	10:06	J. Elam 27 yd. Field Goal (11-85, 4:54)	6	17	
BRONCOS	3	0:34	J. Elam 32 yd. Field Goal (7-27, 2:24)	6	20	
BROWNS	4	13:39	M. Carrier 6 yd. pass from M. Rypien (D. Alexander-M. Rypien, pass) (7-60, 2:15)	14	20	
BRONCOS	4	11:35	G. Milburn 17 yd. pass from J. Elway (2-pt. Attempt Failed) (6-74, 1:44)	14	26	

## FINAL INDIVIDUAL STATISTICS

Cleveland Browns							Denver Broncos									
RUSHING	ATT	YDS	AVG	LG	TD		RUSHING	ATT	YDS	AVG	LG	TD				
E. Metcalf	11	32	2.9	7	0		G. Milburn	8	38	4.8	18	0				
L. Hoard	3	6	2.0	3	0		L. Russell	16	26	1.6	8	1				
M. Rypien	2	3	1.5	2	0		R. Rivers	6	20	3.3	5	0				
D. Alexander	1	0	0.0	0	0		D. Clark	5	16	3.2	12	0				
							J. Elway	2	14	7.0	12	0				
Total	17	41	2.4	7	0		Total	37	114	3.1	18	1				
TKD/							TKD/									
PASSING	ATT	CMP	YDS	TD	LG	IN	PASSING	ATT	CMP	YDS	TD	LG	IN			
M. Rypien	30	17	210	0/0	1	42	0	J. Elway	41	30	349	1/6	2	43	0	
V. Testaverde	14	6	74	1/8	0	24	0									
E. Metcalf	1	0	0	0/0	0	0	0									
Total	45	23	284	1/8	1	42	0	Total	41	30	349	1/6	2	43	0	
PASS RECEIVING	NO	YDS	LONGEST	TD			PASS RECEIVING	NO	YDS	LONGEST	TD					
E. Metcalf	8	62	15	0			S. Sharpe	9	85	22	0					
D. Alexander	5	76	24	0			G. Milburn	8	76	21	1					
L. Hoard	5	57	22	0			A. Miller	4	82	39	0					
M. Carrier	2	48	42	0			L. Russell	3	31	19	0					
K. McCordell	2	35	19	0			R. Rivers	3	27	14	0					
B. Kinchen	1	6	6	0			D. Russell	2	47	43	0					
							J. Evans	1	1	1	1					
Total	23	284	42	1			Total	30	349	43	2					
INTERCEPTIONS	NO	YDS	LONGEST	TD			INTERCEPTIONS	NO	YDS	LONGEST	TD					
Total	0	0	0	0			Total	0	0	0	0					
PUNTING	NO	YDS	AVG	TB	IN20	LG	PUNTING	NO	YDS	AVG	TB	IN20	LG			
T. Tupa	5	227	45.4	2	0	55	T. Rouen	4	164	41.0	1	2	48			
Total	5	227	45.4	2	0	55	Total	4	164	41.0	1	2	48			
PUNT RETURNS	NO	FC	YDS	LG	TD		PUNT RETURNS	NO	FC	YDS	LG	TD				
E. Metcalf	2	0	19	18	0		G. Milburn	3	0	22	16	0				
(DOWNED)	1	0	0	0	0		(TOUCHBACK)	2	0	0	0	0				
(TOUCHBACK)	1	0	0	0	0		Returns	3	0	22	16	0				
Returns	2	0	19	18	0		KICKOFF RTNS <th>NO</th> <th>FC</th> <th>YDS</th> <th>LG</th> <th>TD</th> <th></th> <th></th> <th></th> <th></th>	NO	FC	YDS	LG	TD				
KICKOFF RTNS	NO	FC	YDS	LG	TD		R. Baldwin	3	0	44	17	0				
R. Baldwin	3	0	44	17	0		E. Metcalf	1	0	27	27	0				
E. Metcalf	1	0	27	27	0		(OUT OF BOUNDS)	1	0	0	0	0				
(OUT OF BOUNDS)	1	0	0	0	0		(TOUCHBACK)	1	0	0	0	0				
(TOUCHBACK)	1	0	0	0	0		Returns	4	0	71	27	0				
Returns	4	0	71	27	0											

## Cleveland Browns

FUMBLES	FUM	OWN-REC	YDS	TD	FORCED	OPP-REC	YDS	TD	OUT-BDS
R. Burnett	0	0	0	0	1	0	0	0	0
E. Turner	0	0	0	0	0	1	0	0	0
M. Caldwell	0	0	0	0	1	0	0	0	0
S. Moore	0	0	0	0	0	1	0	0	0
R. Baldwin	1	1	0	0	0	0	0	0	0
E. Metcalf	1	0	0	0	0	0	0	0	0
Total	2	1	0	0	2	2	0	0	0

## Denver Broncos

FUMBLES	FUM	OWN-REC	YDS	TD	FORCED	OPP-REC	YDS	TD	OUT-BDS
L. Russell	1	0	0	0	0	0	0	0	0
J. Elway	1	0	0	0	0	0	0	0	0
K. Mecklenberg	0	0	0	0	1	0	0	0	0
R. Crockett	0	0	0	0	0	1	0	0	0
Total	2	0	0	0	1	1	0	0	0

## FINAL TEAM STATISTICS

	VISITOR BROWNS	HOME BRONCOS
TOTAL FIRST DOWNS	17	29
By Rushing	3	8
By Passing	13	17
By Penalty	1	4
THIRD DOWN EFFICIENCY	6-14-43%	8-15-53%
FOURTH DOWN EFFICIENCY	0-1-0%	0-0-0%
TOTAL NET YARDS	317	457
Total Offensive Plays (inc. times thrown passing)	63	79
Average gain per offensive play	5.0	5.8
NET YARDS RUSHING	41	114
Total Rushing Plays	17	37
Average gain per rushing play	2.4	3.1
NET YARDS PASSING	276	343
Times thrown - yards lost attempting to pass	1-6	1-6
Gross yards passing	284	349
PASS ATTEMPTS-COMPLETIONS-HAD INTERCEPTED	45-23-0	41-30-0
Average gain per pass play (inc. # thrown passing)	6.0	8.2
KICKOFFS Number-In End Zone-Touchbacks	4-0-0	6-2-1
PUNTS Number and Average	5-45.4	4-41
Had Blocked	0	0
FGs - PATs Had Blocked	0-0	0-0
TOTAL RETURN YARDAGE (Not including Kickoffs)	19	22
No. and Yards Punt Returns	2-19	3-22
No. and Yards Kickoff Returns	4-71	4-61
No. and Yards Interception Returns	0-0	0-0
PENALTIES Number and Yards	8-59	9-66
FUMBLES Number and Lost	2-1	2-2
TOUCHDOWNS	1	3
Rushing	0	1
Passing	1	2
EXTRA POINTS Made-Attempts	1-1	2-3
Kicking Made-Attempts	0-0	2-2
Passing Made-Attempts	1-1	0-1
FIELD GOALS Made-Attempts	2-2	2-2
SAFETIES	0	0
FINAL SCORE	14	26
TIME OF POSSESSION	21:53	38:07

## GAME 9

## LOS ANGELES RAMS 27, DENVER 21

Nov. 6, 1994 • Anaheim Stadium, Anaheim, Calif.

The Denver Broncos dropped their sixth game of the season with a 27-21 loss to the Los Angeles Rams, and lost on the road for the first time since the September 26 Monday night matchup at Buffalo.

The Broncos made critical errors in all phases, but two off-sides penalties and a holding call on special teams helped the Rams gain better field position.

The Rams were forced to punt on their first possession after just a three-play series. The Rams took over at their 48 and drove the 52 yards in eight plays, scoring on a one-yard plunge by running back Jerome Bettis. The play was set up by a 43-yard reception by wide receiver Todd Kitchen from quarterback Chris Chandler on third-and-15, putting the Rams ahead 7-0.

The Broncos failed to move the ball and punted on their second possession, giving the Rams possession at their own 20-yard line, from which they drove 80 yards in 12 plays, eating up over seven minutes on the clock. The drive was capped when Chandler hit running back Howard Griffith from three yards away, 14-0.

The Broncos punted on their next two possessions, but cornerback Randy Hilliard and the defense came up with a big interception that gave the offense the

ball at the Rams' 45. Denver moved into field goal range and kicker Jason Elam came on to hit from 42 yards away, 14-3 Rams. After an off-sides penalty on the kickoff, the Rams returned the kick to their 36. Eleven plays later, kicker Tony Zendejas booted a 35-yard field goal, 17-3 Rams at the half.

Los Angeles came out in the second half and took its opening possession 76 yards in seven plays to take a commanding 24-3 lead. The drive was finished after a 30-yard touchdown toss from Chandler to wide receiver Willie Anderson.

The Broncos got a little back after an 11-play, 69-yard drive that resulted in a 29-yard field goal by Elam, 24-6. The Rams were forced to make their first punt of the contest on their next possession and the Broncos capitalized, driving 82 yards in 11 plays with quarterback John Elway hooking up with running back Glyn Milburn for the team's first touchdown from 20 yards away. The Broncos then made their first two-point conversion attempt of the year when Elway hit tight end Shannon Sharpe, 24-14.

The Rams were pinned deep inside their 10 on the ensuing kickoff, but the Broncos' second off-sides penalty nullified the good coverage, and the Rams returned the second kickoff to their 33. That set up an eight play, 66-yard drive that was capped by a Zendejas 18-yard field goal, 27-14.

But the Broncos would not die quietly, as Elway marched his team 80 yards in nine plays to pull the team within six, after he hit wide receiver Derek Russell from 12 yards away, 27-21 Rams late in the fourth period.

The Broncos' defense did its job, stopping the Rams and forcing a Punt with just over two minutes remaining in the contest. Milburn took the punt and returned it 34 yards to the Rams' 49, almost taking it the distance. But the Broncos' offense could not capitalize on its great field position, allowing the Rams to hold on to a 27-21 victory.

FIELD GOALS (made ( ) & missed)						
J. Elam	(45) 57WR (29)	T. Zendejas	(35) (18)			
				1	2	3
VISITOR	Denver Broncos	0	3	3	15	21
HOME	Los Angeles Rams	7	10	7	3	27

Team	Qtr	Clock	Time	SCORING PLAY	SCORE
RAMS	1	9:36		Bettis 1 yd. run (Zendejas, kick) (8-52, 3:38)	0 7
RAMS	2	14:56		Griffith 3 yd. pass from Chandler (Zendejas, kick) (12-80, 7:27)	0 14
BRONCOS	2	4:56		Elam 42 yd. Field Goal (7-21, 1:33)	3 14
RAMS	2	0:31		Zendejas 35 yd. Field Goal (11-46, 4:25)	3 17
RAMS	3	10:34		Anderson 30 yd. pass from Chandler (Zendejas, kick) (7-76, 4:26)	3 24
BRONCOS	3	6:09		Elam 29 yd. Field Goal (11-69, 4:25)	6 24
BRONCOS	4	13:56		Milburn 20 yd. pass from Elway (S. Sharpe-J. Elway, pass) (11-82, 4:32)	14 24
RAMS	4	8:36		Zendejas 18 yd. Field Goal (8-66, 5:20)	14 27
BRONCOS	4	5:17		Russell 12 yd. pass from Elway (Elam, kick) (9-80, 3:19)	21 27

## FINAL INDIVIDUAL STATISTICS

Denver Broncos						
RUSHING	ATT	YDS	AVG	LG	TD	
G. Milburn	4	18	4.5	10	0	
J. Elway	3	18	6.0	9	0	
L. Russell	6	10	1.7	6	0	
R. Rivers	1	2	2.0	2	0	
Total	14	48	3.4	10	0	

Los Angeles Rams						
RUSHING	ATT	YDS	AVG	LG	TD	
J. Bettis	33	91	2.8	9	1	
C. Chandler	3	24	8.0	22	0	
J. Hester	1	24	24.0	24	0	
J. Bailey	1	2	2.0	2	0	
Total	38	141	3.7	24	1	

TKD/						
PASSING	ATT	CMP	YDS	TD	LG	IN
J. Elway	45	24	241	1/5	2	21
Total	45	24	241	1/5	2	21

TKD/						
PASSING	ATT	CMP	YDS	TD	LG	IN
Chandler	25	19	223	0/0	2	43
Miller	4	3	21	0/0	0	9
Total	29	22	244	0/0	2	43

PASS RECEIVING						
NO	YDS	LONGEST	TD			
S. Sharpe	7	69	21	0		
G. Milburn	6	58	20	1		
D. Russell	4	50	19	1		
C. Tillman	3	40	18	0		
A. Miller	3	29	15	0		
L. Russell	1	-5	-5	0		
Total	17	244	56	3		

INTERCEPTIONS						
NO	YDS	LONGEST	TD			
R. Hilliard	1	0	0	0		
Total	1	0	0	0		

PUNTING						
NO	YDS	AVG	TB	IN20	LG	
T. Rouen	4	167	41.8	1	1	57
Total	4	167	41.8	1	1	57

PUNT RETURNS	NO	FC	YDS	LG	TD
G. Milburn	2	0	40	34	0
(DOWNED)	1	0	0	0	0
Returns	2		40	34	0

KICKOFF RTNS	NO	FC	YDS	LG	TD
G. Milburn	3	0	86	38	0
B. By'not'e	1	0	14	14	0
J. Campbell	1	0	5	5	0
D. Clark	1	0	0	0	0
Returns	6		105	38	0

Denver Broncos	FUMBLE	OWN-REC	YDS	TD	FORCED	OPP-REC	YDS	TD	OUT-BDS
S. Atwater	0	0	0	0	0	1	0	0	0
Total	0	0	0	0	0	1	0	0	0

Los Angeles Rams	FUMBLE	OWN-REC	YDS	TD	FORCED	OPP-REC	YDS	TD	OUT-BDS
J. Bettis	1	0	0	0	0	0	0	0	0
C. Chandler	1	0	-2	0	0	0	0	0	0
T. Newberry	0	1	0	0	0	0	0	0	0
Total	2	1	-2	0	0	0	0	0	0

## FINAL TEAM STATISTICS

	VISITOR BRONCO	HOME RAMS
TOTAL FIRST DOWNS	24	23
By Rushing	5	9
By Passing	15	11
By Penalty	4	3
THIRD DOWN EFFICIENCY	4-11-36%	8-14-57%
FOURTH DOWN EFFICIENCY	0-1-0%	0-1-0%
TOTAL NET YARDS	284	385
Total Offensive Plays (inc. times thrown passing)	60	67
Average gain per offensive play	4.7	5.7
NET YARDS RUSHING	48	141
Total Rushing Plays	14	38
Average gain per rushing play	3.4	3.7
NET YARDS PASSING	236	244
Times thrown - yards lost attempting to pass	1-5	0-0
Gross yards passing	241	244
PASS ATTEMPTS-COMPLETIONS-HAD INTERCEPTED	45-24-0	29-22-1
Average gain per pass play (inc. # thrown passing)	5.1	8.4
KICKOFFS Number-In End Zone-Touchbacks	5-1-1	6-0-0
PUNTS Number and Average	4-41.8	3-44.7
Had Blocked	0	0
FGs - PATs Had Blocked	0-0	0-0
TOTAL RETURN YARDAGE (Not Including Kickoffs)	40	1
No. and Yards Punt Returns	2-40	2-1
No. and Yards Kickoff Returns	8-105	4-79
No. and Yards Interception Returns	1-0	0-0
PENALTIES Number and Yards	10-93	7-40
FUMBLES Number and Lost	0-0	2-1
TOUCHDOWNS	2	3
Rushing	0	1
Passing	2	2
EXTRA POINTS Made-Attempts	2-2	3-3
Kicking Made-Attempts	1-1	3-3
Passing Made-Attempts	1-1	0-0
FIELD GOALS Made-Attempts	2-3	2-2
SAFETIES	0	0
FINAL SCORE	21	27
TIME OF POSSESSION	21:42	38:18

## GAME 10

## DENVER 17, SEATTLE 10

Nov. 13, 1994 • Mile High Stadium

The Broncos picked up their second home win of the season, defeating the Seattle Seahawks for the second time.

Bronco quarterback John Elway was held in check for most of the contest, but was able to lead the team downfield in the fourth quarter for the winning touchdown. Bronco running back Leonard Russell dueled Seattle running back Chris Warren, as each rushe for over 100 yards.

The first quarter ended scoreless, but the Seahawks missed a golden opportunity after an interception by linebacker Terry Wooden that set the team up at the Broncos' 17-yard line. Seattle's offense failed to move the ball and kicker John Kasey slipped just prior to kicking a short field goal, allowing the Broncos to escape the threat.

The teams exchanged punts until Bronco linebacker Karl Mecklenburg stripped



the ball from Seattle running back Tracy Johnson and recovered the fumble at the Seahawk 40. The Bronco offense then marched the 40 yards in 5 plays, with Elway capping the drive by running 12 yards for the touchdown, 7-0.

The Seahawks drove into field goal range on their next possession, but the Kasey field goal was short and the Broncos took over at their 46. The Bronco offense then moved into field goal range with just seconds remaining in the half, but holder Jeff Campbell mishandled the snap and the Broncos settled for the 7-0 halftime lead.

The team increased its lead in the third with a 42-yard field goal by kicker Jason Elam, after a nine-play, 62-yard drive, 10-0. The Seahawks answered with a nine-play, 64-yard drive, that set up a 19-yard field goal by Kasey, 10-3 Broncos.

Elway tossed his second interception of the game on the Broncos' next possession, and the Seahawks capitalized by driving 43 yards in four plays with Warren hitting pay-dirt from 23 yards out, 10-10. But the Broncos answered the challenge with a nine-play, 80-yard drive, capped by an 11-yard touchdown run by Russell, 17-10.

The defense then held off a late Seattle drive to secure the Bronco win, giving the team its fourth victory of the season.

FIELD GOALS (made ( ) & missed)						
J. Kasey	56S (19)	J. Elam	(42)			
				1	2	3
VISITOR	Seattle Seahawks			0	0	3
HOME	Denver Broncos			0	7	3
				4		7
				OT		TOTAL
						10
						17

Team	Qtr	Clock	Time	SCORING PLAY	SCORE
BRONCOS	2	8:41		J. Elway 12 yd. run (J. Elam, kick) (5-40, 2:11)	0 7
BRONCOS	3	4:46		J. Elam 42 yd. Field Goal (9-62, 2:54)	0 10
SEAHAWK	3	1:58		J. Kasey 19 yd. Field Goal (9-64, 2:48)	3 10
SEAHAWK	4	11:39		C. Warren 23 yd. run (J. Kasey, kick) (4-43, 2:19)	10 10
BRONCOS	4	5:43		L. Russell 11 yd. run (J. Elam, kick) (9-80, 5:56)	10 17

## FINAL INDIVIDUAL STATISTICS

Seattle Seahawks							Denver Broncos						
RUSHING	ATT	YDS	AVG	LG	TD		RUSHING	ATT	YDS	AVG	LG	TD	
C. Warren	18	122	6.8	23	1		L. Russell	19	109	5.7	22	1	
S. Smith	3	14	4.7	9	0		J. Elway	9	36	4.0	12	1	
J. Vaughn	3	14	4.7	16	0		D. Clark	4	19	4.8	11	0	
R. Mirer	3	7	2.3	4	0		D. Russell	1	6	6.0	6	0	
T. Johnson	1	1	1.0	1	0		G. Milburn	2	3	1.5	4	0	
							R. Rivers	2	-4	-2.0	1	0	
							J. Campbell	1	0	0.0	0	0	
Total	28	158	5.6	23	1		Total	38	169	4.4	22	2	

TKD/							TKD/						
PASSING	ATT	CMP	YDS	TD	LG	IN	PASSING	ATT	CMP	YDS	TD	LG	IN
R. Mirer	29	10	133	2/2	0	51	J. Elway	32	17	146	2/18	0	24
R. Tuten	1	0	0/0	0	0	0	R. Rivers	1	0	0/0	0	0	0
Total	30	10	133	2/2	0	51	Total	33	17	146	2/18	0	24

PASS RECEIVING							PASS RECEIVING						
NO	YDS	LONGEST	TD				NO	YDS	LONGEST	TD			
K. Martin	5	49	13	0			G. Milburn	5	27	19	0		
C. Warren	4	78	51	0			S. Sharpe	3	28	10	0		
B. Blades	1	6	6	0			R. Rivers	3	19	9	0		
							A. Miller	2	35	24	0		
							L. Russell	1	14	14	0		
							D. Russell	1	13	13	0		
							D. Clark	1	5	5	0		
							J. Evans	1	5	5	0		
Total	10	133	51	0			Total	17	146	24	0		

INTERCEPTIONS							INTERCEPTIONS						
NO	YDS	LONGEST	TD				NO	YDS	LONGEST	TD			
T. Wooden	1	9	9	0				0	0	0	0		
O. Watters	1	4	4	0				0	0	0	0		
Total	2	13	9	0				0	0	0	0		

PUNTING							PUNTING						
NO	YDS	AVG	TB	IN20	LG		NO	YDS	AVG	TB	IN20	LG	
R. Tuten	5	231	46.2	0	4	62	T. Rouen	5	185	37.0	1	1	43
Total	5	231	46.2	0	4	62	Total	5	185	37.0	1	1	43

PUNT RETURNS							PUNT RETURNS						
NO	FC	YDS	LG	TD			NO	FC	YDS	LG	TD		
K. Martin	2	1	15	15	0		G. Milburn	3	0	25	11	0	
(OUT OF BOUNDS)	1	0	0	0	0		(DOWNED)	2	0	0	0	0	
(TOUCHBACK)	1	0	0	0	0								
Returns	2	15	15	0			Returns	3	25	11	0		

KICKOFF RTNS							KICKOFF RTNS						
NO	FC	YDS	LG	TD			NO	FC	YDS	LG	TD		
J. Vaughn	4	0	93	34	0		B. Byrnes	1	0	24	24	0	
							G. Milburn	1	0	14	14	0	
							(TOUCHBACK)	1	0	0	0	0	
Returns	4	93	34	0			Returns	2	38	24	0		

Seattle Seahawks												
FUMBLES	FUM	OWN-REC	YDS	TD	FORCED	OPP-REC	YDS	TD	OUT-BDS			
C. Warren	1	0	0	0	0	0	0	0	0	0	0	0
R. Mirer	0	1	0	0	0	0	0	0	0	0	0	0
T. Johnson	1	0	0	0	0	0	0	0	0	0	0	0
Total	2	1	0	0	0	0	0	0	0	0	0	0

Denver Broncos												
FUMBLES	FUM	OWN-REC	YDS	TD	FORCED	OPP-REC	YDS	TD	OUT-BDS			
S. Dronett	0	0	0	0	1	0	0	0	0	0	0	0
M. Croel	0	0	0	0	1	0	0	0	0	0	0	0
K. Macklenburg	0	0	0	0	0	1	0	0	0	0	0	0
D. Widell	1	0	-1	0	0	0	0	0	0	0	0	0
J. Campbell	0	1	0	0	0	0	0	0	0	0	0	0
Total	1	1	-1	0	2	1	0	0	0	0	0	0

## FINAL TEAM STATISTICS

	VISITOR SEAHAWKS	HOME BRONCOS
TOTAL FIRST DOWNS	14	21
By Rushing	7	11
By Passing	6	8
By Penalty	1	2
THIRD DOWN EFFICIENCY	1-11-9%	5-16-38%
FOURTH DOWN EFFICIENCY	1-1-33%	0-1-0%
TOTAL NET YARDS	289	297
Total Offensive Plays (inc. times thrown passing)	80	73
Average gain per offensive play	4.8	4.1
NET YARDS RUSHING	158	169
Total Rushing Plays	28	38
Average gain per rushing play	5.6	4.4
NET YARDS PASSING	131	128
Times thrown - yards lost attempting to pass	2-2	2-18
Gross yards passing	133	146
PASS ATTEMPTS-COMPLETIONS-HAD INTERCEPTED	30-10-0	33-17-2
Average gain per pass play (inc. # thrown passing)	4.1	3.7
KICKOFFS Number-In End Zone-Touchbacks	3-3-1	4-1-0
PUNTS Number and Average	5-46.2	5-37
Had Blocked	0	0
FGs - PATs Had Blocked	0-0	0-0
TOTAL RETURN YARDAGE (Not including Kickoffs)	28	25
No. and Yards Punt Returns	2-15	3-25
No. and Yards Kickoff Returns	4-93	2-38
No. and Yards Interception Returns	2-13	0-0
PENALTIES Number and Yards	12-79	1-23
FUMBLES Number and Lost	2-1	1-0
TOUCHDOWNS	1	2
Rushing	1	2
Passing	0	0
EXTRA POINTS Made-Attempts	1-1	2-2
Kicking Made-Attempts	1-1	2-2
FIELD GOALS Made-Attempts	1-2	1-1
SAFETIES	0	0
FINAL SCORE	10	17
TIME OF POSSESSION	27:06	32:54

## GAME 11

### DENVER 32, ATLANTA 28

Nov. 20, 1994 • Mile High Stadium

The Broncos improved their record to 5-6 with a spectacular come-from-behind victory over the Atlanta Falcons. Bronco quarterback John Elway had the second-highest passing yardage day of his career, finishing with 382 yards. Wide receiver Cedric Tillman had a pretty good day of his own, finishing with a career-high eight receptions for a team season-high 175 yards.

The Broncos started the scoring by driving 80 yards in nine plays. Running back Reggie Rivers took the ball in from one yard out for the score, but the drive was kept alive on a great catch by Tillman for a 49-yard gain, 7-0. Kicker Jason Elam booted a 35-yard field goal on the Broncos next possession, after the team drove 71 yards in five plays. Again Elway and Tillman hooked up for a long gain in the drive, this time for 63 yards on first down, 10-0 Broncos.

But that's when the Broncos' fortunes began to change. After three consecutive punts, the Falcons put together a 13-play, 76-yard drive that was capped by a six-yard touchdown pass from quarterback Jeff George to running back Craig Heyward, 10-7.

Atlanta defensive lineman Chris Doleman intercepted an Elway pass on the Broncos' next possession, setting Atlanta up at the Bronco 22. Five plays later, George hit wide receiver Bert Emanuel for an 11-yard touchdown, 14-10 Falcons. The Broncos drove on their next possession, but Elway was sacked and fumbled at the Falcon 16, leaving the score 14-10 at the half.

On the Broncos' first possession of the second half, Elam had a 50-yard field goal attempt blocked. The defense forced a Falcon punt on the first possession, and the Bronco offense capitalized, driving 93 yards in 12 plays. Wide receiver Jeff Campbell made his first score and reception of the season on a 22-yard toss from Elway, 17-14 Broncos.

But the Falcons answered on their next possession, driving 91 yards in seven plays. Wide receiver Terance Mathis was on the receiving end of a 47-yard toss from George, 21-17 Falcons.

After a Bronco punt, Atlanta took a commanding lead on its first play. George went for it all on first down, hitting Mathis again. This time it was a 49-yard touchdown to give the Falcons a 28-17 lead in the fourth.

But Elway led the Broncos back, driving his team 73 yards in 10 plays to pull within five, after hitting wide receiver Anthony Miller for a 32-yard score. The two hooked up again on the two-point conversion to pull the team within three, 28-25 Atlanta.

After two punts by Atlanta and one by Denver, the Broncos took possession at their 43. Elway was magic on the team's winning drive, scoring the go-ahead touchdown on a four-yard quarterback draw, 32-28 Broncos with under two minutes to play. The defense held and the Broncos walked away with their fifth victory, and third at home.

## FIELD GOALS (made ( ) &amp; missed)

J. Elam (35) 50B

		1	2	3	4	OT	TOTAL
VISITOR	Atlanta Falcons	0	14	7	7		28
HOME	Denver Broncos	10	0	7	15		32

Team	Qtr	Clock Time	SCORING PLAY	SCORE
				Visitor Home
BRONCOS	1	6:55	R. Rivers 1 yd. run (J. Elam, kick) (9-80, 4:48)	0 7
BRONCOS	1	1:29	J. Elam 35 yd. Field Goal (5-71, 2:41)	0 10
FALCONS	2	10:24	C. Heyward 6 yd. pass from J. George (N. Johnson, kick) (13-76)	7 10
FALCONS	2	8:00	B. Emanuel 11 yd. pass from J. George (N. Johnson, kick) (5-22, 2:08)	14 10
BRONCOS	3	3:24	J. Campbell 22 yd. pass from J. Elway (J. Elam, kick) (12-93, 5:43)	14 17
FALCONS	3	0:55	T. Mathis 47 yd. pass from J. George (N. Johnson, kick) (7-91, 2:29)	21 17
FALCONS	4	14:14	T. Mathis 49 yd. pass from J. George (N. Johnson, kick) (1-49, 0:11)	28 17
BRONCOS	4	10:19	A. Miller 32 yd. pass from J. Elway (A. Miller-J. Elway, pass) (10-73, 3:55)	28 25
BRONCOS	4	1:56	J. Elway 4 yd. run (J. Elam, kick) (10-57, 3:55)	28 32

## FINAL INDIVIDUAL STATISTICS

Atlanta Falcons					
RUSHING	ATT	YDS	AVG	LG	TD
C. Heyward	15	73	4.9	13	0
J. George	2	3	1.5	3	0

Total 17 76 4.5 13 0

TKD/					
PASSING	ATT	CMP	YDS	TD	LG
J. George	43	19	254	0/0	4 49
Total	43	19	254	0/0	4 49

PASS RECEIVING					
NO	YDS	LONGEST	TD		
T. Mathis	8	163	49	2	
C. Heyward	4	23	9	1	
B. Emanuel	3	42	27	1	
L. Harris	3	21	9	0	
R. Sanders	1	5	5	0	

Total 19 254 49 4

INTERCEPTIONS					
NO	YDS	LONGEST	TD		
C. Doleman	1	2	2	0	
Total	1	2	2	0	

PUNTING					
NO	YDS	AVG	TB	IN20	LG
H. Alexander	7	293	41.9	1	57
Total	7	293	41.9	1	57

PUNT RETURNS					
NO	FC	YDS	LG	TD	
C. Verdin	1	1	8	8	0
(OUT OF BOUNDS)	1	0	0	0	0

Returns 1 1 8 8 0

KICKOFF RTNS					
NO	FC	YDS	LG	TD	
C. Verdin	4	0	69	25	0
J. Anderson	1	0	11	11	0
(TOUCHBACK)	1	0	0	0	0

Returns 5 80 25 0

Denver Broncos					
RUSHING	ATT	YDS	AVG	LG	TD
L. Russell	16	36	2.3	15	0
G. Milburn	5	31	6.2	16	0
J. Elway	6	17	2.8	11	1
D. Clark	1	4	4.0	4	0
R. Rivers	1	1	1.0	1	1

Total 29 89 3.1 16 2

TKD/					
PASSING	ATT	CMP	YDS	TD	LG
J. Elway	42	27	382	5/46	2 63
Total	42	27	382	5/46	2 63

PASS RECEIVING					
NO	YDS	LONGEST	TD		
C. Tillman	8	175	63	0	
A. Miller	8	102	45	1	
G. Milburn	6	14	7	0	
S. Sharpe	4	44	28	0	
J. Campbell	1	22	22	0	
R. Rivers	1	13	13	0	
T. Kimbrough	1	12	12	0	

Total 27 382 63 2

INTERCEPTIONS					
NO	YDS	LONGEST	TD		
Total	0	0	0	0	

PUNTING					
NO	YDS	AVG	TB	IN20	LG
T. Rouen	3	128	42.7	0	48
Total	3	128	42.7	0	48

PUNT RETURNS					
NO	FC	YDS	LG	TD	
G. Milburn	1	1	0	0	0
(DOWNED)	3	0	0	0	0
(OUT OF BOUNDS)	1	0	0	0	0
(TOUCHBACK)	1	0	0	0	0

Returns 1 0 0 0 0

KICKOFF RTNS					
NO	FC	YDS	LG	TD	
G. Milburn	3	0	73	28	0
B. Byrnotre	2	0	46	25	0

Returns 5 119 28 0

Atlanta Falcons											
FUMBLES	FUM	OWN-REC	YDS	TD	FORCED	OPP-REC	YDS	TD	OUT-BDS		
J. Geathers	0	0	0	0	1	0	0	0	0		
P. Holt	0	0	0	0	0	1	0	0	0		
J. George	1	1	-1	0	0	0	0	0	0		
Total	1	1	-1	0	1	1	0	0	0		

Denver Broncos											
FUMBLES	FUM	OWN-REC	YDS	TD	FORCED	OPP-REC	YDS	TD	OUT-BDS		
J. Elway	1	0	0	0	0	0	0	0	0		
Total	1	0	0	0	0	0	0	0	0		

## FINAL TEAM STATISTICS

	VISITOR FALCONS	HOME BRONCOS
TOTAL FIRST DOWNS	16	25
By Rushing	5	8
By Passing	11	14
By Penalty	0	3
THIRD DOWN EFFICIENCY	6-14-43%	5-17-35%
FOURTH DOWN EFFICIENCY	0-1-0%	2-2-100%
TOTAL NET YARDS	330	425
Total Offensive Plays (inc. times thrown passing)	60	76
Average gain per offensive play	5.5	5.6
NET YARDS RUSHING	76	89
Total Rushing Plays	17	29
Average gain per rushing play	4.5	3.1
NET YARDS PASSING	254	336
Times thrown - yards lost attempting to pass	0-0	5-46
Gross yards passing	254	382
PASS ATTEMPTS-COMPLETIONS-HAD INTERCEPTED	43-19-0	24-27-1
Average gain per pass play (inc. # thrown passing)	5.9	7.1
KICKOFFS Number-In End Zone-Touchbacks	5-1-0	6-3-1
PUNTS Number and Average	7-41.9	3-42.7
Had Blocked	0	0
FGs - PATs Had Blocked	0-0	1-0
TOTAL RETURN YARDAGE (Not including Kickoffs)	10	0
No. and Yards Punt Returns	1-8	1-0
No. and Yards Kickoff Returns	5-80	5-119
No. and Yards Interception Returns	1-2	0-0
PENALTIES Number and Yards	8-82	5-40
FUMBLES Number and Lost	1-0	1-1
TOUCHDOWNS		
Rushing	4	4
Passing	0	2
EXTRA POINTS Made-Attempts	4-4	4-4
Kicking Made-Attempts	4-4	3-3
Passing Made-Attempts	0-0	1-1
FIELD GOALS Made-Attempts	0-0	1-2
SAFETIES	0	0
FINAL SCORE	28	32
TIME OF POSSESSION	25:02	34:58

## GAME 12

## DENVER 15, CINCINNATI 13

Nov. 27, 1994 • Mile High Stadium

The Broncos reached the .500 mark for the first time in 1994 by beating the Cincinnati Bengals in a defensive struggle.

Bronco quarterback John Elway eclipsed the 3,000-yard mark passing for the ninth time in his career. Wide receiver Anthony Miller reached the 100-yard receiving plateau for the second time in as many weeks, and running back Glen Milburn tied the single-season receiving record for Bronco running backs with a six-reception day.

Things looked good early for the Broncos, as the team took the opening kickoff and drove 58 yards in seven plays, setting up a 34-yard field goal by kicker Jason Elam to put Denver ahead 3-0. Elam later in the quarter tacked on a 33-yard field goal after an interception by cornerback Ray Crockett to push the lead to 6-0.

The Bengals pulled to within three after an 11-play, 55-yard drive that set up a 43-yard field goal by kicker Doug Pelfrey.

The Broncos answered when Elway hooked up with Miller on a 16-yard scoring toss. The drive covered 58 yards in seven plays, but the extra point was muffed, leaving the Broncos ahead 12-3.

Bengal quarterback Jeff Blake was sacked by defensive lineman Harald Hasselbach on the next Cincinnati possession, coughing the ball up at the Cincinnati 26. Elam again came on to poke through a 37-yard field goal to increase the Bronco lead to 15-3. But Blake wasn't discouraged, as he drove his team 66 yards in 11 plays, setting up a 32-yard field goal by Pelfrey just before half to narrow the Denver lead to 15-6.

Not many points were scored in the second half, but Blake did manage to hook up with wide receiver Carl Pickens early in the fourth period on a 70-yard touchdown reception to pull within two, at 15-13.

The Bengals threatened late, but Bronco safety Steve Atwater forced a fumble by Cincinnati running back Harold Green deep in Bronco territory to solidify the win. The final score read 15-13 Broncos, giving the team an even six-and-six record and a three game winning streak for the first time since the 1991 season.

FIELD GOALS (made ( ) & missed)									
D. Pelfrey	(43)	(32)	51WL	J. Elam	(34)	(33)	45WL	(32)	44WL
VISITOR	Cincinnati Bengals	0	6	0	7	13			
HOME	Green Bay Packers	6	9	0	0	15			

Team	Qtr	Clock Time	SCORING PLAY	SCORE
				Visitor Home
BRONCOS	1	12:30	J. Elam 34 yd. Field Goal (7-58, 2:30)	0 3
BRONCOS	1	4:13	J. Elam 33 yd. Field Goal (6-4, 2:37)	0 6
BENGALS	2	7:19	D. Pelfrey 43 yd. Field Goal (11-55, 4:00)	3 6
BRONCOS	2	4:09	A. Miller 16 yd. pass from J. Elway (2-pt. Attempt Failed) (7-58, 3:10)	3 12
BRONCOS	2	2:57	J. Elam 37 yd. Field Goal (4-7, 0:56)	3 15
BENGALS	2	0:11	D. Pelfrey 32 yd. Field Goal (11-56, 2:46)	6 15
BENGALS	4	14:48	C. Pickens 70 yd. pass from J. Blake (D. Pelfrey, kick) (4-80, 2:24)	13 15

## FINAL INDIVIDUAL STATISTICS

Cincinnati Bengals							Denver Broncos						
RUSHING	ATT	YDS	AVG	LG	TD		RUSHING	ATT	YDS	AVG	LG	TD	
S. Broussard	8	52	6.5	26	0		L. Russell	13	30	2.3	11	0	
J. Blake	4	37	9.3	16	0		R. Rivers	2	12	6.0	6	0	
D. Fenner	10	30	3.0	9	0		J. Elway	5	11	2.2	7	0	
H. Green	6	7	1.2	16	0		D. Clark	1	0	0.0	0	0	
J. Cothran	2	4	2.0	3	0		G. Milburn	1	-3	-3.0	-3	0	
Total	30	130	4.3	26	0		Total	22	50	2.3	11	0	

TKD/										TKD/									
PASSING	ATT	CMP	YDS	YD	TD	LG	IN			PASSING	ATT	CMP	YDS	YD	TD	LG	IN		
J. Blake	33	15	215	3/20	1	70	1			J. Elway	38	21	239	4/33	1	49	0		
D. Klingler	1	1	3	0/0	0	3	0			Total	32	20	235	0/0	1	66	3		
Total	34	16	218	3/20	1	70	1												

PASS RECEIVING							PASS RECEIVING						
NO	YDS	LONGEST	TD				NO	YDS	LONGEST	TD			
C. Pickens	6	132	70	1			G. Milburn	6	31	19	0		
To. McGee	5	38	10	0			A. Miller	5	116	49	1		
D. Fenner	3	13	9	0			S. Sharpe	3	42	19	0		
D. Scott	2	35	28	0			L. Russell	3	13	7	0		
							R. Rivers	2	3	5	0		
							C. Tillman	1	26	26	0		
							D. Russell	1	8	8	0		
Total	16	218	70	1			Total	21	239	49	1		

INTERCEPTIONS							INTERCEPTIONS						
NO	YDS	LONGEST	TD				NO	YDS	LONGEST	TD			
	0	0	0	0			R. Crockett	1	6	6	0		
Total	0	0	0	0			Total	1	6	6	0		

PUNTING							PUNTING						
NO	YDS	AVG	TB	IN20	LG		NO	YDS	AVG	TB	IN20	LG	
L. Johnson	5	232	46.4	1	0	50	T. Rouen	7	297	42.4	2	2	53
Total	5	232	46.4	1	0	50	Total	7	297	42.4	2	2	53

PUNT RETURNS							PUNT RETURNS						
NO	FC	YDS	LG	TD			NO	FC	YDS	LG	TD		
C. Pickens	2	0	5	4	0		G. Milburn	4	0	40	16	0	
C. Sawyer	1	1	8	8	0		(TOUCHBACK)	1	0	0	0	0	
(DOWNED)	1	0	0	0	0								
(TOUCHBACK)	2	0	0	0	0								
Returns	3		13	8	0		Returns	4		40	16	0	

KICKOFF RTNS							KICKOFF RTNS						
NO	FC	YDS	LG	TD			NO	FC	YDS	LG	TD		
E. Hall	3	0	76	30	0		G. Milburn	3	0	66	31	0	
A. Hardy	1	0	22	22	0		D. Carswell	1	0	0	0	0	
(TOUCHBACK)	1	0	0	0	0								
Returns	4		98	30	0		Returns	4		66	31	0	

Cincinnati Bengals										Denver Broncos									
FUMBLES	FUM	OWN-REC	YDS	TD	FORCED	OPP-REC	YDS	TD	OUT-BDS	FUMBLES	FUM	OWN-REC	YDS	TD	FORCED	OPP-REC	YDS	TD	OUT-BDS
S. Broussard	1	0	0	0	0	0	0	0	0	S. Fletcher	0	0	0	0	0	2	0	0	0
J. Blake	1	0	0	0	0	0	0	0	0	J. Elway	1	1	0	0	0	0	0	0	0
H. Green	1	0	0	0	0	0	0	0	0	H. Hasselbach	0	0	0	0	1	0	0	0	0
Total	3	0	0	0	0	0	0	0	0	T. Washington	0	0	0	0	0	1	0	0	0

Denver Broncos										Denver Broncos									
FUMBLES	FUM	OWN-REC	YDS	TD	FORCED	OPP-REC	YDS	TD	OUT-BDS	FUMBLES	FUM	OWN-REC	YDS	TD	FORCED	OPP-REC	YDS	TD	OUT-BDS
S. Fletcher	0	0	0	0	0	0	2	0	0	E. Alexander	0	0	0	0	0	1	9	0	0
J. Elway	1	1	0	0	0	0	0	0	0	Total	1	1	0	0	2	3	9	0	0
H. Hasselbach	0	0	0	0	0	1	0	0	0										
T. Washington	0	0	0	0	0	1	0	0	0										
E. Alexander	0	0	0	0	0	0	1	9	0										
Total	1	1	0	0	0	2	3	9	0										

## FINAL TEAM STATISTICS

	VISITOR BENGALS	HOME BRONCOS
TOTAL FIRST DOWNS	16	12
By Rushing	7	4
By Passing	9	8
By Penalty	0	0
THIRD DOWN EFFICIENCY	7-16-44%	4-16-25%
FOURTH DOWN EFFICIENCY	0-1-0%	0-0-0%
TOTAL NET YARDS	328	256
Total Offensive Plays (inc. times thrown passing)	67	64
Average gain per offensive play	4.9	4.0
NET YARDS RUSHING	130	50
Total Rushing Plays	30	22
Average gain per rushing play	4.3	2.3
NET YARDS PASSING	198	206
Times thrown - yards lost attempting to pass	3-20	4-33
Gross yards passing	218	239
PASS ATTEMPTS-COMPLETIONS-HAD INTERCEPTED	34-16-1	38-21-0
Average gain per pass play (inc. # thrown passing)	5.4	4.9
KICKOFFS Number-In End Zone-Touchbacks	4-0-0	5-1-1
PUNTS Number and Average	5-46.4	7-42.4
Had Blocked	0	0
FGs - PATs Had Blocked	0-0	0-0
TOTAL RETURN YARDAGE (Not including Kickoffs)	13	46
No. and Yards Punt Returns	3-13	4-40
No. and Yards Kickoff Returns	4-98	4-66
No. and Yards Interception Returns	0-0	1-6
PENALTIES Number and Yards	6-40	3-25
FUMBLES Number and Lost	3-3	1-0
TOUCHDOWNS	1	1
Rushing	0	0
Passing	1	1
EXTRA POINTS Made-Attempts	1-1	0-1
Kicking Made-Attempts	1-1	0-0
Rushing Made-Attempts	0-0	0-1
FIELD GOALS Made-Attempts	2-3	3-5
SAFETIES	0	0
FINAL SCORE	13	15
TIME OF POSSESSION	30:03	29:570

## GAME 13

## DENVER 20, KANSAS CITY 17

Dec. 4, 1994 • Arrowhead Stadium, Kansas City, Kan.

Denver passed the .500-mark for the first time in the 1994 season with a thrilling 20-17 victory over the Kansas City Chiefs.

Bronco quarterback John Elway completed 18 of 22 passes for 256 yards and a touchdown before leaving the game in the fourth quarter with an injured left knee. Wide receiver Anthony Miller finished with over 100 yards receiving for the third straight game, and tight end Shannon Sharpe caught a season high 10 passes.

The Broncos got on the board first after an eight-play, 61-yard drive that was capped by a one-yard touchdown plunge by running back Reggie Rivers, putting Denver ahead 7-0.

After the two teams exchanged punts, Kansas City got on the board with a 22-yard field goal by Lin Elliott, cutting the Bronco lead to 7-3. Denver drove to the Kansas City one on its next possession, but failed to capitalize on four tries at the goal line and had to settle for a 7-3 halftime lead.

The Chiefs had the ball first in the second half, and punted on their first two possessions. The Broncos punted on their first possession, but hit paydirt on their second. Elway and Sharpe hooked up on a 24-yard score after a six-play, 88-yard drive that was set up by a 57-yard reception by Anthony Miller, pushing the lead to 14-3.

The Chiefs answered quickly, however, taking only four plays to go 76 yards. Running back Marcus Allen scored from a yard away, trimming the Broncos' lead to 14-9 after the two point conversion failed.

Elway and the Broncos then held the ball for nearly 11 minutes, taking 18 plays to go 65 yards, setting up a 34-yard field goal by Elam to increase the Denver lead to 17-9.

The Chiefs then brought the game even on a 62-yard bomb from quarterback Steve Bono to wide receiver Willie Davis and a successful two-point conversion attempt.

The Chiefs got the last opportunity to win the game in regulation, but Lin Elliott's field goal attempt was blocked by defensive end Shane Dronett, sending the game into overtime.

The Broncos won the toss to begin the extra period, but backup quarterback Hugh Millen, filling in for the injured Elway, fumbled at the Denver 35. Kansas City's



Allen then returned the favor after Bronco linebacker Karl Mecklenburg stripped him of the football. Safety Dennis Smith was there for the recovery, averting a Kansas City field goal attempt.

After the Broncos failed to move the football, Kansas City was also forced to punt, setting up the Broncos first-and-ten at their own 42. Elam came on nine plays later to kick the winning field goal from 34 yards away, after Millen kept the drive alive with 21-yard run. The final score read 20-17 Broncos in an overtime thriller.

FIELD GOALS (made ( ) & missed)									
J. Elam		(34) (34)		L. Elliott		(22) 37B			
		1	2	3	4	OT	TOTAL		
VISITOR	Denver Broncos	7	0	7	3	3	20		
HOME	Kansas City Chiefs	0	3	6	8	0	17		

Team	Qtr	Clock Time	SCORING PLAY	SCORE
				Visitor Home
BRONCOS	1	7:06	R. Rivers 1 yd. run (J. Elam, kick) (8-61, 4:22)	7 0
CHIEFS	2	5:01	L. Elliott 22 yd. Field Goal (7-77, 2:51)	7 3
BRONCOS	3	5:33	S. Sharpe 24 yd. pass from J. Elway (J. Elam, kick) (8-88, 3:00)	14 3
CHIEFS	3	3:14	M. Allen 1 yd. run (2-pt. Attempt Failed) (4-76, 2:19)	14 9
BRONCOS	4	7:26	J. Elam 34 yd. Field Goal (18-65, 10:48)	17 9
CHIEFS	4	7:08	W. Davis 62 yd. pass from S. Bono (W. Davis-S. Bono, pass) (1-62, 0:18)	17 17
BRONCOS	5	2:48	Elam 34 yd. Field Goal (9-41, 4:52)	20 17

## FINAL INDIVIDUAL STATISTICS

Denver Broncos						Kansas City Chiefs								
RUSHING	ATT	YDS	AVG	LG	TD	RUSHING	ATT	YDS	AVG	LG	TD			
L. Russell	20	62	3.1	16	0	M. Allen	16	49	3.1	10	1			
R. Rivers	7	25	3.6	11	1	G. Hill	3	17	5.7	11	0			
H. Millen	1	21	21.0	21	0	D. Bennett	4	10	2.5	6	0			
J. Elway	7	20	2.9	8	0	K. Anders	1	3	3.0	3	0			
D. Clark	6	4	0.7	6	0	S. Bono	1	-1	-1.0	-1	0			
G. Milburn	3	-3	-1.0	2	0									
Total	44	129	2.9	21	1	Total	25	78	3.1	11				
TKD/						TKD/								
PASSING	ATT	CMP	YDS	TD	LG	IN	PASSING	ATT	CMP	YDS	TD	LG	IN	
J. Elway	22	18	256	4/20	1	57	S. Bono	37	18	323	0/0	1	62	0
H. Millen	13	5	37	1/9	0	10								
Total	35	32	293	5/29	1	57	Total	37	18	323	0/0	1	62	0
PASS RECEIVING	NO	YDS	LONGEST	TD										
S. Sharpe	10	95	24	1										
A. Miller	6	153	57	0										
J. Evans	2	20	12	0										
D. Russell	2	12	7	0										
G. Milburn	2	4	4	0										
L. Russell	1	9	9	0										
Total	23	293		57	1									
INTERCEPTIONS	NO	YDS	LONGEST	TD										
Total	0	0	0	0	0									
PUNTING	NO	YDS	AVG	TB	IN20	LG	PUNTING	NO	YDS	AVG	TB	IN20	LG	
T. Rouen	7	330	47.1	0	3	59	L. Aguiar	7	295	42.1	1	0	54	
Total	7	330	47.1	0	3	59	Total	7	295	42.1	1	0	54	
PUNT RETURNS	NO	FC	YDS	LG	TD	PUNT RETURNS	NO	FC	YDS	LG	TD			
G. Milburn	5	0	37	14	0	D. Carter	2	0	5	4	0			
(DOWNED)	1	0	0	0	0	D. Hughes	1	2	4	4	0			
(TOUCHBACK)	1	0	0	0	0	(DOWNED)	2	0	0	0	0			
Returns	5		37	14	0	Returns	3		9	4	0			
KICKOFF RTNS	NO	FC	YDS	LG	TD	KICKOFF RTNS	NO	FC	YDS	LG	TD			
G. Milburn	5	0	98	28	0	J. Vaughn	4	0	91	30	0			
Returns	5	0	98	28	0	Returns	4	0	91	30	0			
Denver Broncos						Kansas City Chiefs								
FUMBLES	FUM	OWN-REC	YDS	TD	FORCED	OPP-REC	YDS	TD	OUT-BDS					
H. Millen	1	0	0	0	0	0	0	0	0	0	0			
K. Mecklenburg	0	0	0	0	0	1	0	0	0	0	0			
D. Smith	0	0	0	0	0	0	1	0	0	0	0			
Total	1	0	0	0	0	1	1	0	0	0	0			
Kansas City Chiefs														
FUMBLES	FUM	OWN-REC	YDS	TD	FORCED	OPP-REC	YDS	TD	OUT-BDS					
J. Birden	1	1	0	0	0	0	0	0	0	0	0			
D. Mickell	0	0	0	0	0	1	0	0	0	0	0			
J. Phillips	0	0	0	0	0	0	1	0	0	0	0			
M. Allen	1	0	0	0	0	0	0	0	0	0	0			
Total	2	1	0	0	0	1	1	0	0	0	0			

## FINAL TEAM STATISTICS

	VISITOR BRONCOS	HOME CHIEFS
TOTAL FIRST DOWNS	26	17
By Rushing	10	6
By Passing	13	11
By Penalty	3	0
THIRD DOWN EFFICIENCY	12-21-57%	6-14-43%
FOURTH DOWN EFFICIENCY	0-1-0%	0-0-0%
TOTAL NET YARDS	392	401
Total Offensive Plays (inc. times thrown passing)	84	62
Average gain per offensive play	4.7	6.5
NET YARDS RUSHING	129	78
Total Rushing Plays	44	25
Average gain per rushing play	2.9	3.1
NET YARDS PASSING	263	323
Times thrown - yards lost attempting to pass	5-30	0-0
Gross yards passing	293	323
PASS ATTEMPTS-COMPLETIONS-HAD INTERCEPTED	35-23-0	37-18-0
Average gain per pass play (inc. # thrown passing)	6.6	8.7
KICKOFFS Number-In End Zone-Touchbacks	4-0-0	5-1-0
PUNTS Number and Average	7-47.1	7-42.1
Had Blocked	0	0
FGs - PATs Had Blocked	0-0	1-0
TOTAL RETURN YARDAGE (Not including Kickoffs)	37	9
No. and Yards Punt Returns	5-37	3-9
No. and Yards Kickoff Returns	5-98	4-91
No. and Yards Interception Returns	0-0	0-0
PENALTIES Number and Yards	9-70	8-66
FUMBLES Number and Lost	1-1	2-1
TOUCHDOWNS	2	2
Rushing	1	1
Passing	1	1
EXTRA POINTS Made-Attempts	2-2	1-2
Kicking Made-Attempts	2-2	0-0
Rushing Made-Attempts	0-0	0-1
Passing Made-Attempts	0-0	1-1
FIELD GOALS Made-Attempts	2-2	1-2
SAFETIES	0	0
FINAL SCORE	20	17
TIME OF POSSESSION	46:01	26:11

## GAME 14

## LOS ANGELES RAIDERS 23, DENVER 13

Dec. 11, 1994 • Los Angeles Coliseum, Los Angeles, Calif.

The Los Angeles Raiders handed the Broncos their seventh loss of the season, sweeping the series for the second time in as many years.

Denver played without the services of quarterback John Elway and safety Steve Atwater, while running back Leonard Russell saw limited action.

Quarterback Hugh Millen took the reins of the offense, but it was the defenses that controlled the action in this game. Both teams punted on their first four possessions before Raiders kicker Jeff Jaeger broke the stalemate midway through the second quarter with a 44-yard field goal after a 10-play, 59-yard drive.

The Broncos again failed to move the ball on their next possession, resulting in Tom Rouen's fifth punt of the half. The Raiders responded by driving 49 yards in seven plays, setting up a 29-yard Jaeger field goal to put the Raiders ahead 6-0.

Hugh Millen and the Bronco offense then came alive on the final possession of the half, driving to the Raiders' one-yard line. But the team failed to punch the ball in on three tries, settling for a 20-yard field goal by kicker Jason Elam after the nine-play, 68-yard drive, cutting the Raiders lead to 6-3 at the half.

The Broncos opened the second half on offense and seemed to be poised to move the ball downfield, but running back Derrick Clark fumbled at the Los Angeles 43 and the Broncos failed to recover. The Raiders capitalized by moving 28 yards in nine plays, setting Jaeger up for his third field goal of the game, a 47-yarder to put his team up 9-3.

Denver didn't roll over, however, driving to the Los Angeles 1-yard line for the second time in the game. But again the team had to settle for an Elam field goal after three Reggie Rivers runs could not find the goal line. The 21-yarder was good, after a 13-play, 71-yard drive, to pull the Broncos to within 9-6 at the end of three quarters.

Jaeger came on to hit a 30-yard field goal on the Raiders' next possession, after the team drove 61 yards in nine plays, increasing the L.A. lead to 12-6.

The Broncos were then forced to punt on their next two possessions, allowing Raider wide receiver Tim Brown to return the second punt to the Bronco 17. L.A. would capitalize six plays later when quarterback Jeff Hostetler hit running back Harvey Williams out of the back field for a five-yard touchdown. The Raiders were successful on their two-point try, pushing their lead to 20-6.

Things then continued to unravel for the Broncos, as they punted and fumbled on their next two possessions, while Jaeger connected on his fifth field goal of the game from 28 yards away to make the score 23-6.

The Broncos added a late touchdown from Millen to wide receiver Cedric Tillman to make the final score 23-13.

		FIELD GOALS (made ( ) & missed)						
J. Elam		(20) (21)		J. Jaeger		(44) (29) (47) (30) (28)		
VISITOR	Denver Broncos	1	2	3	4	OT	TOTAL	
HOME	Kansas City Chiefs	0	3	3	7		13	
		0	6	3	14		23	

Team	Qtr	Clock	Time	SCORING PLAY	SCORE	Visitor	Home
RAIDERS	2	7:35		J. Jaeger 44 yd. Field Goal (10-59, 4:36)	0	3	
RAIDERS	2	3:11		J. Jaeger 29 yd. Field Goal (7-49, 3:17)	0	6	
BRONCOS	2	0:00		J. Elam 20 yd. Field Goal (9-68, 3:11)	3	6	
RAIDERS	3	10:44		J. Jaeger 47 yd. Field Goal (9-28, 3:31)	3	9	
BRONCOS	3	2:57		J. Elam 21 Yd. Field Goal (13-71, 7:47)	6	9	
RAIDERS	4	12:49		J. Jaeger 30 yd. Field Goal (9-61, 5:08)	6	12	
RAIDERS	4	5:59		J. Williams 5 yd. pass from J. Hostetler (H. Williams, run) (6-17, 2:28) 6	20		
RAIDERS	4	2:21		J. Jaeger 28 yd. Field Goal (4-0, 0:55)	6	23	
BRONCOS	4	1:26		C. Tillman 1 yd. pass from H. Millen (J. Elam, kick) (5-75, 0:55) 13	23		

## FINAL INDIVIDUAL STATISTICS

Denver Broncos											Los Angeles Raiders												
RUSHING	ATT	YDS	AVG	LG	TD	TKD/					RUSHING	ATT	YDS	AVG	LG	TD	TKD/						
H. Millen	1	24	24.0	24	0	33	20	242	2/14	1 41 0	H. Williams	19	72	3.8	17	0	31	16	211	5/34	1 42 0		
D. Clark	6	21	3.5	8	0						J. Hostetler	7	28	4.0	11	0							
G. Milburn	5	13	2.6	6	0						C. Jones	4	18	4.5	10	0							
L. Russell	3	9	3.0	5	0						T. Rathman	2	10	5.0	14	0							
Total	21	63	3.0	24	0						Total	32	128	4.0	17	0							
PASSING	ATT	CMP	YDS	TD	LG	IN	TKD/					PASSING	ATT	CMP	YDS	TD	LG	IN	TKD/				
H. Millen	33	20	242	2/14	1	41	0				J. Hostetler	31	16	211	5/34	1	42	0					
Total	33	20	242	2/14	1	41	0				Total	31	16	211	5/34	1	42	0					
PASS RECEIVING	NO	YDS	LONGEST	TD	TKD/						PASS RECEIVING	NO	YDS	LONGEST	TD	TKD/							
S. Sharpe	9	89	35	0							T. Brown	6	73	17	0								
C. Tillman	4	37	16	1							H. Williams	3	38	26	1								
A. Miller	3	73	41	0							T. Rathman	3	23	10	0								
G. Milburn	2	31	33	0							R. Ismail	2	65	42	0								
R. Rivers	1	7	7	0							A. Wright	2	12	7	0								
L. Russell	1	5	5	0							Total	16	211	42	1								
Total	20	242	41	1							INTERCEPTIONS	NO	YDS	LONGEST	TD								
INTERCEPTIONS	NO	YDS	LONGEST	TD	TKD/						INTERCEPTIONS	NO	YDS	LONGEST	TD	TKD/							
Total	0	0	0	0							Total	0	0	0	0								
PUNTING	NO	YDS	AVG	TB	IN20	LG	TKD/					PUNTING	NO	YDS	AVG	TB	IN20	LG	TKD/				
T. Rouen	8	337	42.1	0	2	51					J. Gossett	6	248	41.3	0	3	45						
Total	8	337	42.1	0	2	51					Total	6	248	41.3	0	3	45						
PUNT RETURNS	NO	FC	YDS	LG	TD	TKD/					PUNT RETURNS	NO	FC	YDS	LG	TD	TKD/						
G. Milburn	3	0	10	7	0						T. Brown	5	2	58	29	0							
(DOWNED)	2	0	0	0	0						(DOWNED)	1	0	0	0	0							
(OUT OF BOUNDS)	1	0	0	0	0						Returns	5		58	29	0							
Returns	3		10	7	0						KICKOFF RTNS	NO	FC	YDS	LG	TD	TKD/						
KICKOFF RTNS	NO	FC	YDS	LG	TD	TKD/					KICKOFF RTNS	NO	FC	YDS	LG	TD	TKD/						
G. Milburn	7	0	121	29	0						R. Ismail	1	0	23	23	0							
Returns	7	0	121	29	0						A. Wright	1	0	16	16	0							
											T. Brown	0	0	0	0	0							
											Returns	2		39	23	0							

Denver Broncos											Los Angeles Raiders										
FUMBLES	FUM	OWN-REC	YDS	TD	FORCED	OPP-REC	YDS	TD	OUT-BDS		FUMBLES	FUM	OWN-REC	YDS	TD	FORCED	OPP-REC	YDS	TD	OUT-BDS	
L. Russell	1	0	0	0	0	0	0	0	0		P. Bates	0	0	0	0	1	1	0	0	0	0
D. Carswell	0	1	0	0	0	0	0	0	0		G. Biekerf	0	0	0	0	1	0	0	0	0	0
D. Clark	1	0	0	0	0	0	0	0	0		D. Frank	0	0	0	0	0	1	30	0	0	0
C. Tillman	1	0	0	0	0	0	0	0	0		Total	0	0	0	0	2	2	30	0	0	0
Total	3	1	0	0	0	0	1	0	0												

## FINAL TEAM STATISTICS

		VISITOR	HOME
TOTAL FIRST DOWNS		BRONCO	RAIDERS
By Rushing		16	16
By Passing		2	10
By Penalty		9	6
		5	0

THIRD DOWN EFFICIENCY	1-11-9%	5-16-31%
FOURTH DOWN EFFICIENCY	0-0-0%	0-0-0%
TOTAL NET YARDS		
Total Offensive Plays (inc. times thrown passing)	291	305
Average gain per offensive play	56	68
	5.2	4.5
NET YARDS RUSHING	63	128
Total Rushing Plays	21	32
Average gain per rushing play	3.0	4.0
NET YARDS PASSING	228	177
Times thrown - yards lost attempting to pass	2-14	5-34
Gross yards passing	242	211
PASS ATTEMPTS-COMPLETIONS-HAD INTERCEPTED	33-20-0	31-16-0
Average gain per pass play (inc. # thrown passing)	6.5	4.9
KICKOFFS Number-In End Zone-Touchbacks	3-0-0	7-0-0
PUNTS Number and Average	8-42.1	6-41.3
Had Blocked	0	0
FGs - PATs Had Blocked	0-0	0-0
TOTAL RETURN YARDAGE (Not Including Kickoffs)	10	58
No. and Yards Punt Returns	3-10	5-58
No. and Yards Kickoff Returns	7-121	2-39
No. and Yards Interception Returns	0-0	0-0
PENALTIES Number and Yards	4-35	12-81
FUMBLES Number and Lost	3-2	0-0
TOUCHDOWNS	1	1
Rushing	0	0
Passing	1	1
EXTRA POINTS Made-Attempts	1-1	1-1
Kicking Made-Attempts	1-1	0-0
Rushing Made-Attempts	0-0	1-1
FIELD GOALS Made-Attempts	2-2	5-5
SAFETIES	0	0
FINAL SCORE	13	23
TIME OF POSSESSION	25:47	34:13

## GAME 15

## SAN FRANCISCO 42, DENVER 19

Dec. 17, 1994 • Candlestick Park, San Francisco, Calif.

The Broncos dropped their eighth game of the season to the San Francisco 49ers, eliminating any hopes of a playoff berth.

Quarterback John Elway returned to the starting line-up after missing the previous week's game with a knee injury, but difficulty from the start against the 49ers defense. After San Francisco scored on the game's opening drive (10 plays, 85 yards) Elway was sacked and fumbled on the Broncos' first play from scrimmage. 49er quarterback Steve Young only needed just one play to capitalize, hitting wide receiver Jerry Rice for a 23-yard score, putting San Francisco ahead 14-0.

The 49ers took a commanding 21-point lead early in the second quarter when fullback William Floyd rushed around the right end for an 11-yard score after a 13-play, 91-yard drive.

The Broncos came to life on their next drive, setting up kicker Jason Elam's 28-yard field goal by driving 42 yards in 11 plays to cut the deficit to 21-3.

After punts by both teams, San Francisco scored its fourth touchdown of the half, driving 59 yards in nine plays. William Floyd scored his second touchdown of the game on a one-yard run to put the Niners up 28-3.

Elam then came on to hit his second field goal of the half on the Broncos next possession, a 45-yarder to end the half, 28-6.

On the Broncos' first possession of the second half, Elway was sacked twice before tossing a long interception to cornerback Deion Sanders. Steve Young then gave the ball back, tossing an interception to Bronco linebacker Elijah Alexander at the Denver 49.

The Broncos capitalized on the miscue, when backup quarterback Hugh Millen led the team 51 yards in nine plays for the score by running back Glyn Milburn from 11 yards away, cutting the deficit to 28-13.

But San Francisco responded to the challenge, taking only four plays to go 61 yards and increase its lead to 35-13. But the Broncos would not quit, as Millen tossed a one-yard pass to wide receiver Anthony Miller that he took 76 yards to the 49er one. That set up a one-yard score from running back Derrick Clark. The try for two failed, leaving the Broncos behind 35-19.

The 49ers tacked on the game's final score on the very next play when Young hit Ricky Watters for a 65-yard scoring toss, establishing the final score of 42-19.

FIELD GOALS (made ( ) & missed)						
J. Elam	(28)	(45)				
VISITOR	Denver Broncos	1	2	3	4	OT
HOME	San Francisco	0	6	13	0	19
		14	14	14	0	42

Team	Qtr	Clock	Time	SCORING PLAY	SCORE	Visitor	Home
49ERS	1	9:36		R. Watters 12 yd. pass from S. Young (D. Brien, kick) (10-85, 5:24)	0	7	
49ERS	1	9:14		J. Rice 23 yd. pass from S. Young (D. Brien, kick) (1-23, 0:05)	0	14	
49ERS	2	14:55		W. Floyd 11 yd. run (D. Brien, kick) (13-91, 6:06)	0	21	
BRONCOS	2	9:19		J. Elam 28 yd. Field Goal (11-42, 5:36)	3	21	
49ERS	2	2:04		W. Floyd 1 yd. run (D. Brien, kick) (9-59, 4:53)	3	28	
BRONCOS	2	0:00		J. Elam 45 yd. Field Goal (11-34, 2:04)	6	28	
BRONCOS	3	8:34		G. Milburn 11 yd. run (J. Elam, kick) (9-51, 4:29)	13	28	
49ERS	3	7:14		R. Watters 9 yd. run (D. Brien, kick) (4-61, 1:20)	13	35	
BRONCOS	3	6:15		D. Clark 1 yd. run (2-pt. Attempt Failed) (3-77, 0:59)	19	35	
49ERS	3	5:55		R. Watters 65 yd. pass from S. Young (D. Brien, kick) (1-65, 0:20)	19	42	

## FINAL INDIVIDUAL STATISTICS

Denver Broncos						San Francisco 49ers					
RUSHING	ATT	YDS	AVG	LG	TD	RUSHING	ATT	YDS	AVG	LG	TD
G. Milburn	5	19	3.8	11	1	R. Watters	13	40	3.1	12	1
D. Clark	6	19	3.2	7	1	W. Floyd	8	28	3.5	11	2
R. Rivers	2	6	3.0	4	0	D. Loville	5	22	4.4	8	0
H. Millen	2	4	2.0	4	0	S. Young	1	11	11.0	11	0
						E. Grbac	1	2	2.0	2	0
						A. Walker	2	-1	-0.5	3	0
Total	15	48	3.2	11	2	Total	30	102	3.4	12	3

TKD/						TKD/					
PASSING	ATT	CMP	YDS	TD	LG	IN	PASSING	ATT	CMP	YDS	TD
J. Elway	18	10	106	6/37	0	19	S. Young	29	20	350	1/8
H. Millen	23	19	217	1/0	0	76	E. Grbac	4	3	44	0/0
Total	41	29	323	7/37	0	76	Total	33	23	394	1/8

PASS RECEIVING	NO	YDS	LONGEST	TD	PASS RECEIVING	NO	YDS	LONGEST	TD
S. Sharpe	7	74	15	0	J. Rice	9	121	23	1
G. Milburn	5	19	11	0	R. Watters	4	106	65	2
C. Tillman	4	52	19	0	W. Floyd	3	15	9	0
A. Miller	3	118	76	0	B. Jones	2	38	24	0
L. Russell	3	30	11	0	D. Carter	1	44	44	0
J. Evans	3	24	16	0	T. Popson	1	24	24	0
R. Rivers	2	5	11	0	D. Loville	1	19	19	0
T. Kimbrough	1	8	8	0	N. Singleton	1	15	15	0
D. Clark	1	-7	-7	0	J. Taylor	1	12	12	0
Total	29	323	76	0	Total	23	394	65	3

INTERCEPTIONS	NO	YDS	LONGEST	TD	INTERCEPTIONS	NO	YDS	LONGEST	TD
Alexander	1	2	2	0	D. Sanders	1	0	0	0
Total	1	2	2	0	Total	1	0	0	0

PUNTING	NO	YDS	AVG	TB	IN20	LG	PUNTING	NO	YDS	AVG	TB	IN20	LG
T. Rouen	4	160	40.0	0	1	53	K. Wilmsmeyer	3	112	37.3	0	1	43
Total	4	160	40.0	0	1	53	Total	3	112	37.3	0	1	43

PUNT RETURNS	NO	FC	YDS	LG	TD	PUNT RETURNS	NO	FC	YDS	LG	TD
G. Milburn	0	2	0	0	0	D. Carter	2	2	15	10	0
Returns	0	0	0	0	0	Returns	2	0	15	10	0

KICKOFF RTNS	NO	FC	YDS	LG	TD	KICKOFF RTNS	NO	FC	YDS	LG	TD
G. Milburn	5	0	123	40	0	D. Carter	4	0	85	28	0
D. Clark	1	0	14	14	0						
J. Campbell	1	0	11	11	0						
Returns	7	0	148	40	0	Returns	4	0	85	28	0

Denver Broncos	FUM	OWN-REC	YDS	TD	FORCED	OPP-REC	YDS	TD	OUT-BDS
J. Elway	2	0	0	0	0	0	0	0	0
H. Millen	1	0	0	0	0	0	0	0	0
K. Scrattford	0	1	0	0	0	0	0	0	0
Total	3	1	0	0	0	0	0	0	0

San Francisco	FUM	OWN-REC	YDS	TD	FORCED	OPP-REC	YDS	TD	OUT-BDS
D. Carter	1	1	0	0	0	0	0	0	0
Total	1	1	0	0	0	0	0	0	0

## FINAL TEAM STATISTICS

VISITOR		HOME	
BRONCOS		49ERS	
TOTAL FIRST DOWNS			
By Rushing	20	25	
By Passing	4	9	
By Penalty	14	15	
	2	1	
THIRD DOWN EFFICIENCY	3-12-25%	8-12-67%	
FOURTH DOWN EFFICIENCY	1-1-100%	1-1-100%	
TOTAL NET YARDS	334	488	
Total Offensive Plays (inc. times thrown passing)	63	64	
Average gain per offensive play	5.3	7.6	

NET YARDS RUSHING	48	102
Total Rushing Plays	15	30
Average gain per rushing play	3.2	3.4
NET YARDS PASSING	286	386
Times thrown – yards lost attempting to pass	7-37	1-8
Gross yards passing	323	394
PASS ATTEMPTS-COMPLETIONS-HAD INTERCEPTED	41-29-1	33-23-1
Average gain per pass play (inc. # thrown passing)	6.0	11.4
KICKOFFS Number-In End Zone-Touchbacks	4-0-0	7-0-0
PUNTS Number and Average	4-40.0	3-37.3
Had Blocked	0	0
FGs – PATs Had Blocked	0-0	0-0
TOTAL RETURN YARDAGE (Not Including Kickoffs)	2	15
No. and Yards Punt Returns	0-0	2-15
No. and Yards Kickoff Returns	7-148	4-85
No. and Yards Interception Returns	1-2	1-0
PENALTIES Number and Yards	6-25	4-26
FUMBLES Number and Lost	3-2	1-0
TOUCHDOWNS	2	6
Rushing	2	3
Passing	0	3
EXTRA POINTS Made-Attempts	1-2	6-6
Kicking Made-Attempts	1-1	6-6
Passing Made-Attempts	0-1	0-0
FIELD GOALS Made-Attempts	2-2	0-0
SAFETIES	0	0
FINAL SCORE	19	42
TIME OF POSSESSION	27:15	32:45

## GAME 16

## NEW ORLEANS 30, DENVER 28

Dec. 24, 1994 • Mile High Stadium, Denver

The Broncos finished the 1994 season on a sour note, losing to New Orleans by a score of 30-28 at Mile High Stadium. Bronco quarterback John Elway did not play in the contest due to a knee injury suffered against Kansas City three weeks earlier, leaving the leadership duties to veteran backup Hugh Millen.

The first quarter ended scoreless after five consecutive punts. Millen then led the Broncos on an eight-play, 33-yard drive, setting up kicker Jason Elam's 32-yard field goal to put the Broncos ahead 3-0.

New Orleans' quarterback Jim Everett then led the Saints to a field goal by kicker Morton Anderson, tying the game at 3-3. After another Tom Rouen punt, the Saints drove 61 yards in seven plays to take a 10-3 lead. The Broncos were unable to move the ball on their next possession, but the Rouen punt was muffed by Tyrone Hughes and recovered by linebacker Richard Harvey. That set up a 30-yard field goal by Elam after a six-play, 10-yard drive to cut the Saints' lead to 10-6.

But New Orleans rebounded, driving 83 yards in just five plays to push the Saints lead to 17-6 at the half.

The Broncos got their first touchdown of the game midway through the third quarter when rookie running back Derrick Clark went in from one-yard away. The Broncos converted the two-point attempt to cut the deficit to 17-14, but again the Saints answered, this time in just two plays. Everett connected with Torrance Small on a 75 yard touchdown pass to put the Saints ahead 24-14.

The Broncos narrowed the gap to 24-21 on their next possession when Clark scored his second touchdown of the game after a nine-play, 63-yard drive. But Anderson tacked on his second field goal from 37 yards away on the next Saints possession to put them ahead 27-21 midway through the fourth quarter.

Millen was intercepted on the the Broncos' next possession, setting up Anderson for his third field goal of the day from 40 yards out as New Orleans went up 30-21.

The Broncos staged a last-gasp drive, covering 84 yards in seven plays, on their next possession, resulting in a five-yard Millen to Shannon Sharpe touchdown pass. That pulled the Broncos to within 30-28, but the onside kick failed and the Broncos finished the season with an overall record of 7-9.

FIELD GOALS (made ( ) & missed)										
M. Andersen		(26)	44B	32B	(37)	(40)	J. Elam		(32) (30)	
					1	2	3	4	OT	TOTAL
VISITOR	New Orleans Saints				0	17	7	6		30
HOME	Denver Broncos				0	6	8	14		28
Team	Qtr	Clock	Time	SCORING PLAY					SCORE	
									Visitor	Home
BRONCOS	2	14:08	J. Elam 32 yd. Field Goal (8-33, 2:59)						0	3
SAINTS	2	9:56	M. Andersen 25 yd. Field Goal (8-68, 2:59)						3	3
SAINTS	2	5:46	M. Haynes 8 yd. pass from J. Everett (M. Andersen, kick) (7-61, 3:08)						10	3
BRONCOS	2	1:45	J. Elam 30 yd. Field Goal (6-10, 2:00)						10	6
SAINTS	2	0:29	T. Small 36 yd. pass from J. Everett (M. Andersen, kick) (5-83, 1:16)						17	6



# 1995 DENVER BRONCOS

BRONCOS 3	2:46	D. Clark 4 yd. run (S. Sharpe-H. Millen, pass) (7-72, 1:52)	17	14
SAINTS 3	2:20	T. Small 75 yd. pass from J. Everett (M. Andersen, kick) (2-75, 0:26)	24	14
BRONCOS 4	14:14	D. Clark 1 yd. run (J. Elam, kick) (9-63, 3:06)	24	21
SAINTS 4	5:45	M. Andersen 37 yd. Field Goal (4-5, 1:32)	27	21
SAINTS 4	1:56	M. Andersen 40 yd. Field Goal (10-42, 2:24)	30	21
BRONCOS 4	0:44	S. Sharpe 5 yd. pass from H. Millen (J. Elam, kick) (7-84, 1:12)	30	28

## FINAL INDIVIDUAL STATISTICS

New Orleans Saints										Denver Broncos											
RUSHING	ATT	YDS	AVG	LG	TD	TKD/				RUSHING	ATT	YDS	AVG	LG	TD	TKD/					
D. Brown	8	42	5.3	12	0					D. Clark	15	55	3.7	7	2						
M. Bates	14	25	1.8	7	0					G. Milburn	6	26	4.3	20	0						
W. Wilson	4	13	3.3	9	0					H. Millen	1	8	8.0	8	0						
										R. Rivers	1	1	1.0	1	0						
Total	26	80	3.1	12	0					Total	23	90	3.9	20	2						
PASSING	ATT	CMP	YDS	TD	LG	IN	TKD/				PASSING	ATT	CMP	YDS	TD	LG	IN	TKD/			
J. Everett	27	23	343	3	12	3	75	0			H. Millen	44	25	290	4	32	1	48	3		
W. Wilson	8	5	48	2	12	0	16	0													
Total	35	28	391	5	24	3	75	0			Total	44	25	290	4	32	1	48	3		
PASS RECEIVING	NO	YDS	LONGEST	TD	TKD/					PASS RECEIVING	NO	YDS	LONGEST	TD	TKD/						
Q. Early	8	56	12	0						S. Sharpe	5	39	18	1							
T. Small	6	200	75	2						A. Miller	4	87	48	0							
I. Smith	5	53	16	0						R. Rivers	4	25	12	0							
D. Brown	3	31	14	0						G. Milburn	4	18	14	0							
B. Muster	3	30	15	0						D. Russell	3	65	32	0							
M. Haynes	3	21	8	1						D. Clark	3	19	7	0							
										C. Tillman	1	25	25	0							
										J. Evans	1	12	12	0							
Total	28	391	75	3						Total	25	290	48	1							
INTERCEPTIONS	NO	YDS	LONGEST	TD	TKD/					INTERCEPTIONS	NO	YDS	LONGEST	TD	TKD/						
C. Lee	2	3	3	0																	
V. Clark	1	30	30	0																	
Total	3	33	30	0						Total	0	0	0	0							
PUNTING	NO	YDS	AVG	TB	IN20	LG	TKD/				PUNTING	NO	YDS	AVG	TB	IN20	LG	TKD/			
T. Barnhart	5	235	47.0	1	1	55					T. Rouen	6	284	47.3	1	1	54				
Total	5	235	47.0	1	1	55				Total	6	284	47.3	1	1	54					
PUNT RETURNS	NO	FC	YDS	LG	TD	TKD/				PUNT RETURNS	NO	FC	YDS	LG	TD	TKD/					
T. Hughes	3	0	9	8	0					G. Milburn	4	0	27	10	0						
D. Mitchell	1	0	4	4	0					(TOUCHBACK)	1	0	0	0	0						
(OUT OF BOUNDS)	1	0	0	0	0																
(TOUCHBACK)	1	0	0	0	0					Returns	4		27	10	0						
Returns	4		13	8	0					KICKOFF RTNS	NO	FC	YDS	LG	TD						
KICKOFF RTNS	NO	FC	YDS	LG	TD	TKD/				KICKOFF RTNS	NO	FC	YDS	LG	TD	TKD/					
D. Mitchell	3	0	57	24	0					G. Milburn	5	0	108	33	0						
T. Hughes	2	0	35	21	0					(TOUCHBACK)	2	0	0	0	0						
B. Muster	0	0	0	0	0					Returns	5		108	33	0						
Returns	5		92	24	0																
New Orleans Saints										Denver Broncos											
FUMBLES	FUM	OWN-REC	YDS	TD	FORCED	OPP-REC	YDS	TD	OUT-BDS	FUMBLES	FUM	OWN-REC	YDS	TD	FORCED	OPP-REC	YDS	TD	OUT-BDS		
J. Everett	1	0	0	0	0	0	0	0	0	S. Fletcher	0	0	0	0	0	0	0	0	0		
W. Roaf	0	1	0	0	0	0	0	0	0	R. Harvey	0	0	0	0	0	0	0	0	0		
T. Hughes	1	0	0	0	0	0	0	0	0	G. Milburn	1	0	0	0	0	0	0	0	0		
J. Johnson	0	0	0	0	0	0	0	0	0	Total	1	0	0	0	0	1	0	0	0		
Total	2	1	0	0	0	0	0	0	0												

## FINAL TEAM STATISTICS

TOTAL FIRST DOWNS	VISITOR SAINTS	HOME BRONCOS
By Rushing	22	23
By Passing	6	8
By Penalty	13	14
	3	1
THIRD DOWN EFFICIENCY	0-12-0%	2-11-18%
FOURTH DOWN EFFICIENCY	0-0-0%	1-1-100%
TOTAL NET YARDS	447	348
Total Offensive Plays (inc. times thrown passing)	66	71
Average gain per offensive play	6.8	4.9
NET YARDS RUSHING	80	90
Total Rushing Plays	26	23
Average gain per rushing play	3.1	3.9
NET YARDS PASSING	367	258
Times thrown - yards lost attempting to pass	5-24	4-32
Gross yards passing	391	290

# 1995 DENVER BRONCOS

PASS ATTEMPTS-COMPLETIONS-HAD INTERCEPTED	35-28-0	44-25-3
Average gain per pass play (inc. # thrown passing)	9.2	5.4
KICKOFFS Number-In End Zone-Touchbacks	7-4-2	6-0-0
PUNTS Number and Average	5-47	6-47.3
Had Blocked	0	0
FGs - PATs Had Blocked	2-0	0-0
TOTAL RETURN YARDAGE (Not Including Kickoffs)	46	27
No. and Yards Punt Returns	4-13	4-27
No. and Yards Kickoff Returns	5-92	5-108
No. and Yards Interception Returns	3-33	0-0
PENALTIES Number and Yards	7-63	4-56
FUMBLES Number and Lost	2-1	1-1
TOUCHDOWNS	3	3
Rushing	0	2
Passing	3	1
EXTRA POINTS Made-Attempts	3-3	3-3
Kicking Made-Attempts	3-3	2-2
Passing Made-Attempts	0-0	1-1
FIELD GOALS Made-Attempts	3-5	2-2
SAFETIES	0	0
FINAL SCORE	30	28
TIME OF POSSESSION	33:15	26:45

## FUTURE SUPER BOWLS

<b>Super Bowl XXX</b>	January 28, 1996.....Sun Devil Stadium, Tempe, Arizona
<b>Super Bowl XXXI</b>	January 26, 1997.....New Orleans Superdome, New Orleans, LA
<b>Super Bowl XXXII</b>	Date TBA.....Jack Murphy Stadium, San Diego, Calif.
<b>Super Bowl XXXIII</b>	Date TBA.....Candlestick Park, San Francisco, Calif.

## NOTABLE PERFORMANCES

## THE LAST TIME

(1994 performances boldfaced)

## 100 YARDS RUSHING—

**Broncos:** Leonard Russell, 19-109, 1 TD, vs. Seattle, 11/13/94  
**Opponents:** Chris Warren, 18-122, 1 TD, 11/13/94

## 300 YARDS PASSING—

**Broncos:** John Elway, 27/42, 382 yards, 2 TD, 11/20/94  
**Opponents:** Jim Everett, 23/27, 343 yards, 3 TD, 12/24/94

## 100 YARDS RECEIVING—

**Broncos:** A. Miller, 3-118, 0 TD, at San Francisco, 12/17/94  
**Opponents:** T. Small, 6-200, 2 TD, 12/24/94

## SHUTOUT—

**Broncos:** Denver 12, at Cleveland 0, 9/27/92  
**Opponents:** at L. A. Raiders 24, Denver 0, 11/22/92

## 40 POINTS—

**Broncos:** at Denver 45, Cincinnati 14, 9/1/91  
**Opponents:** at San Francisco 42, Denver 19, 12/17/94

## PUNT RETURN FOR TOUCHDOWN—

**Broncos:** Kevin Clark, 71 yards, vs. San Diego, 12/27/87  
**Opponents:** Mel Gray, 66 yards, at New Orleans, 11/20/88

## KICKOFF RETURN FOR TOUCHDOWN—

**Broncos:** Randy Montgomery, 94 yards, at San Diego, 9/24/72  
**Opponents:** Gary Anderson, 98 yards, vs. San Diego, 11/17/85

## INTERCEPTION RETURN FOR TOUCHDOWN—

**Broncos:** Wymon Henderson, 46 yards, vs. NY Jets, 11/8/92  
**Opponents:** Tim McDaniel, 15 yards, vs. L. A. Raiders, 9/18/94

## FUMBLE RETURN FOR TOUCHDOWN (DEFENSE)—

**Broncos:** Michael Brooks, 54 yards, vs. L.A. Raiders, 9/6/92  
**Opponents:** Derrick Thomas, recovered fumble in end zone, at Kansas City, 12/27/92

## BLOCKED PUNT—

**Broncos:** Reggie Rivers, vs. Kansas City, 12/12/93  
**Opponents:** Aundray Bruce, at Los Angeles, 1/2/94

## BLOCKED PUNT RETURN FOR TOUCHDOWN—

**Broncos:** Rob Nairne, 22 yards, vs. New England, 11/11/79  
**Opponents:** Bubba McDowell, in end zone, at Houston, 10/6/91

## BLOCKED FIELD GOAL—

**Broncos:** Shane Dronett, vs. New Orleans, 12/24/94  
**Opponents:** Lester Archambeau, vs. Atlanta, 11/20/94

## BLOCKED FIELD GOAL RETURNED FOR TOUCHDOWN—

**Broncos:** Louis Wright, 60 yards, vs. San Diego, 11/17/85  
**Opponents:** Cornelius Bennett, 80 yards, at Buffalo, 9/30/90

## SAFETY—

**Broncos:** Reggie Rivers blocked Brian Hansen punt through end zone, at Cleveland, 11/7/93  
**Opponents:** Rod Stephens sacked John Elway in end zone, at Seattle, 11/28/93

## BRONCOS BREAKDOWN BY POSITION

(Players listed alphabetically)

## OFFENSE

## QB

John Elway  
*Mike McCoy*  
 Hugh Millen  
 Bill Musgrave

## RB

Rod Bernstine  
 Sheldon Canley  
 Derrick Clark  
 Aaron Craver  
*Terrell Davis*  
 John Irlow  
 Glyn Milburn  
 Ostell Miles  
 Reggie Rivers  
 Deon Strother

## WR

Jeff Campbell  
*Byron Chamberlain*  
 Vance Johnson  
 Tony Kimbrough  
 Ed McCaffrey  
 Anthony Miller  
 Mike Pritchard  
 Rod Smith

## TE

Dwayne Carswell  
 Jerry Evans  
 Shannon Sharpe  
 Frank Wainright

## OG

*Fritz Fequiere*  
 Brian Habib  
 Bob Meeks  
 Mark Schlereth  
 Ralph Tamm

## OT

Jamie Brown  
 Ken Hall  
 Reggie McElroy  
 Bill Schultz  
 Broderick Thompson  
 Gary Zimmerman

## C

David Diaz-Intante  
 Keith Kartz  
 Bill Lewis  
 Tom Nalen

## DEFENSE

## DE

Simon Fletcher  
*Larry Jackson*  
 Harald Hasselbach  
 Ray Jacobs  
 Willie Oshodin  
 Jeff Robinson  
 Dan Williams

## DT

Shane Dronett  
*Jim Hoffman*  
 James Jones  
 Mike Lodish  
 Michael Dean Perry  
 Maa Tanuvasa

## LB

Allen Aldridge  
 Elijah Alexander  
*Ken Brown*  
 Keith Burns  
 Dave Garnett  
 Britt Hager  
*Shane Jasper*  
 Dante Jones  
*Steve Ruff*  
*Errol Small*  
 Dave Wyman  
*Phil Yeboah-Kodie*

## S

Steve Atwater  
 Tyrone Braxton  
 Tim Hauck  
 Rondell Jones  
*Malcom X. Pearson*

## CB

Ronnie Bradford  
 Butler By'not'e  
 Ray Crockett  
 Randy Fuller  
 Randy Hilliard  
 Eddie Taylor  
 Eric Thomas  
 Lionel Washington

## SPECIAL TEAMS

## P

Brad Hunter  
 Tom Rouen

## PK

Jason Elam

## PS

Jeff Robinson

## KS

Jeff Robinson

## KH

Jeff Campbell  
 Hugh Millen

## PR

Butler By'not'e  
 Glyn Milburn

## KR

Butler By'not'e  
 Glyn Milburn

*Rookies and first-year free agents listed in italics*

*Position assignments are tentative as of June 8, 1995*

## PRONUNCIATION GUIDE

Rod Bernstine (Bern-steen)  
 Butler By'not'e (by-NO-tay)  
 David Diaz-Intante (DEE-oz in-FON-tay)  
 Jason Elam (EE-lum)  
 Fritz Fequiere (Fuh-CURE)  
 Brian Habib (Ha-BEEB)  
 Harald Hasselbach (HASS-el-back)  
 John Irlow (IVE-low)

Rondell Jones (RON-dell)  
 Ostell Miles (AW-stell)  
 Willie Oshodin (OH-sha-din)  
 Tom Rouen (RUIN)  
 Mark Schlereth (SHLARE-eth)  
 Maa Tanuvasa (MAW-aw TAW-noo-VA-shuh)  
 Phil Yeboah-Kodie (yuh-BO-uh KO-dee)



# DENVER BRONCOS 1995 VETERAN ROSTER

1995 DENVER BRONCOS

1995 DENVER BRONCOS

2012

No.	Name	Pos.	Ht.	Wt.	Birthdate	NFL Exp.	College	Hometown	How Acq.	94 Games/ Starts
57	Aldridge, Allen	LB	6-1	245	05/30/72	2	Houston	Houston, Tex.	D2 '94	16/2
58	Alexander, Elijah	LB	6-2	230	08/08/70	4	Kansas State	Fort Worth, Tex.	W(T.B.) '93	16/16
27	Atwater, Steve	S	6-3	217	10/28/66	6	Arkansas	Chicago, Ill.	D1 '89	14/14
33	Bernstine, Rod	RB	6-3	238	02/08/65	9	Texas A & M	Bryan, Tex.	FA(SD) '93	3/3
23	Bradford, Ronnie	CB	5-10	188	10/01/70	3	Colorado	Commerce City, Colo.	FA '93	12/0
34	Braxton, Tyrone	S	5-11	185	12/17/64	9	North Dakota State	Madison, Wisc.	FA '95	16/0
56	Burns, Keith	LB	6-1	233	05/16/72	2	Oklahoma State	Greelyville, S.C.	D7a '94	11/1
28	By'not's, Butler	CB	5-9	160	09/29/72	2	Ohio State	St. Louis, Mo.	D7b '94	9/0
86	Campbell, Jeff	WR	5-8	167	03/26/68	6	Colorado	Vail, Colo.	FA '94	16/1
20	Canley, Sheldon	RB	5-9	195	04/19/68	2	San Jose State	Santa Barbara, Calif.	FA '95	0/0*
89	Carswell, Dwayne	TE	6-3	261	01/18/72	2	Liberty	Jacksonville, Fla.	FA '94	4/0
43	Clark, Derrick	RB	6-3	230	05/04/71	2	Evangel	Orlando, Fla.	FA '94	16/4
39	Craver, Aaron	RB	6-0	220	12/18/68	5	Fresno State	Compton, Calif.	UFA (Mia) '95	8/0*
29	Crockett, Ray	CB	5-10	185	01/05/67	7	Baylor	Dallas, Tex.	UFA(Det) '94	14/14
63	Diaz-Infante, David	G	6-3	292	03/31/64	2	San Jose State	San Jose, Calif.	FA '95	0/0
99	Dronett, Shane	DE	6-6	275	01/12/71	4	Texas	Orange, Tex.	D2 '92	16/15
1	Elam, Jason	K	5-11	192	03/08/70	3	Hawaii	Fl. Walton Beach, Fla.	D3b '93	16/0
7	Elway, John	QB	6-3	215	06/28/60	13	Stanford	Port Angeles, Wash.	T(Balt) '83	14/14
88	Evans, Jerry	TE	6-4	250	09/28/68	3	Toledo	Lorain, Ohio	FA '93	16/11
73	Fletcher, Simon	LB	6-5	240	02/18/62	10	Houston	Bay City, Tex.	D2b '85	16/16
24	Fuller, Randy	CB	5-9	173	06/02/70	2	Tennessee State	Griffin, Ga.	D4 '94	10/1
46	Garnett, Dave	LB	6-2	219	12/06/70	3	Stanford	Naperville, Ill.	FA '95	9/0
75	Habib, Brian	G	6-7	292	12/02/64	7	Washington	Elensburg, Wash.	UFA(Min) '93	16/16
54	Hager, Britt	LB	6-1	225	02/20/66	7	Texas	Odessa, Tex.	UFA(Phi) '95	16/5*
96	Hasselbach, Harold	DE	6-6	280	09/22/67	2	Washington	Amsterdam, Holland	FA '94	16/9
37	Hauk, Tim	S	5-10	185	12/20/66	6	Montana	Big Timber, Mont.	UFA(GB) '95	13/3*
21	Hilliard, Randy	CB	5-11	170	02/06/67	6	N.W. Louisiana	Metairie, La.	FA '94	15/6
50	Jacobs, Ray	DE	6-2	244	08/18/72	2	North Carolina	Hamstead, N.C.	FA '94	16/0
82	Johnson, Vance	WR	5-11	185	03/13/63	10	Arizona	Trenton, N.J.	FA '95	0/0
53	Jones, Dante	LB	6-2	235	03/23/65	8	Oklahoma	Dallas, Texas	FA '95	15/11
93	Jones, James	DT	6-2	290	02/06/69	5	Northern Iowa	Davenport, Iowa	UFA(Cle) '95	16/5†
31	Jones, Rondell	S	6-2	210	05/07/71	3	North Carolina	Sunderland, Mass.	D3a '93	16/3

Numerical Roster		
1	Jason Elam	K
7	John Elway	QB
14	Bill Musgrave	QB
16	Tom Rouen	P
17	Hugh Miller	QB
20	Sheldon Canley	RB
21	Randy Hilliard	CB
22	Glyn Milburn	RB
23	Ronnie Bradford	CB
24	Randy Fuller	CB
26	Eric Thomas	CB
27	Steve Atwater	S
28	Butler By'not'e	CB
29	Aaron Craver	RB
31	Rondell Jones	S
33	Rod Bernstine	RB
34	Tyrone Braxton	S
36	Osteli Miles	RB
37	Tim Hauk	S
38	Reggie Rivers	RB
39	Ray Crockett	CB
41	Deon Strother	RB
43	Derrick Clark	RB
46	Dave Garnett	LB
48	Lionel Washington	CB
50	Ray Jacobs	DE
53	Dante Jones	LB
54	Britt Hager	LB
56	Keith Burns	LB
57	Allen Aldridge	LB
58	Elijah Alexander	LB
61	Bob Meeks	G

72	Kartz, Keith#	C	6-4	270	05/05/63	9	California	Las Vegas, Nev.	FA '87	0/0
80	Kimbrough, Tony	WR	6-2	192	09/17/70	3	Jackson State	Weir, Miss.	D7b '93	12/0
62	Lewis, Bill	C	6-6	290	07/12/63	10	Nebraska	Sioux City, Iowa	FA '95	0/0
97	Lodish, Mike	DT	6-3	280	08/11/67	6	UCLA	Birmingham, Mich.	UFA(Buf) '95	15/5†
87	McCaffrey, Ed	WR	6-5	215	08/17/68	5	Stanford	Allentown, Pa.	UFA(SF) '95	16/0†
68	McElroy, Reggie	OT	6-6	290	03/04/60	12	West Texas State	Beaumont, Texas	FA '95	10/0
61	Meeks, Bob	G	6-2	279	05/28/69	4	Auburn	Andalusia, Ala.	D10 '92	0/0
36	Miles, Osteli	RB	6-0	227	08/06/71	3	Cincinnati	Denver, Colo.	FA '95	0/0
22	Milburn, Glyn	RB	5-8	177	02/19/71	3	Stanford	Santa Monica, Calif.	D2 '93	16/3
17	Miller, Hugh	QB	6-5	216	11/22/63	10	Washington	Des Moines, Iowa	UFA(Mia) '94	5/2
83	Miller, Anthony	WR	5-11	190	04/15/65	8	Tennessee	Pasadena, Calif.	UFA(SD) '94	16/15
14	Musgrave, Bill	QB	6-2	205	11/11/67	5	Oregon	Grand Junction, Colo.	UFA(SF) '95	0/0*
66	Nalen, Tom	C	6-2	280	05/13/71	2	Boston College	Foxboro, Mass.	D7c '94	7/1
91	Oshodin, Willie	DE	6-4	260	09/16/69	3	Villanova	Benn City, Nigeria	FA '92	13/0
95	Perry, Michael Dean	DT	6-1	285	08/27/65	8	Clemson	Aiken, S.C.	UFA(Cle) '95	15/14†
81	Pritchard, Mike	WR	5-10	190	10/26/69	5	Colorado	Shaw AFB, S.C.	T(Ati) '94	3/0
38	Rivers, Reggie	RB	6-1	215	02/22/68	5	S.W. Texas State	Dayton, Ohio	FA '91	16/1
94	Robinson, Jeff	DE	6-4	265	02/20/70	2	Idaho	Kennewick, Wash.	D4 '93	16/0
16	Rouen, Tom	P	6-3	215	06/09/68	3	Colorado	Hindsdale, Ill.	FA '93	16/0
69	Schlereth, Mark	G	6-3	278	01/25/66	7	Idaho	Anchorage, Ak.	UFA(Was) '95	16/6†
74	Schultz, Bill	T	6-5	305	05/01/67	6	Southern California	Granada Hills, Calif.	UFA(Hou) '95	0/0†
84	Sharpe, Shannon	TE	6-2	230	06/26/68	6	Savannah State	Glennville, Ga.	D7 '90	15/13
41	Strother, Deon	RB	5-11	213	04/12/72	2	Southern California	Saginaw, Mich.	FA '94	2/0
64	Tamm, Ralph	G	6-4	280	03/11/66	8	West Chester	Bensalem, Pa.	FA '95	1/1
26	Thomas, Eric	CB	5-11	184	09/11/64	9	Tulane	Tucson, Ariz.	UFA(NYJ) '95	1/0*
76	Thompson, Broderick	T	6-5	295	08/14/60	10	Kansas	Cerritos, Calif.	UFA(Phi) '95	14/14†
85	Wainright, Frank	TE	6-3	245	10/10/67	4	Northern Colorado	Peoria, Ill.	FA '95	0/0
48	Washington, Lionel	CB	6-0	185	10/21/60	13	Tulane	Lutcher, La.	UFA(Rai) '95	11/7†
90	Williams, Dan	DE	6-4	290	12/15/69	3	Toledo	Ypsilanti, Mich.	D1 '93	12/7
92	Wyman, Dave	LB	6-2	248	03/31/64	9	Stanford	San Diego, Calif.	UFA(Sea) '93	4/0
65	Zimmerman, Gary	T	6-6	294	12/13/61	10	Oregon	Walnut, Calif.	T(Minn) '94	16/16

62	Bill Lewis	C
63	David Diaz-Infante	G
64	Ralph Tamm	G
65	Gary Zimmerman	T
66	Tom Nalen	C
68	Reggie McElroy	OT
69	Mark Schlereth	G
72	Keith Kartz	C
73	Simon Fletcher	LB
74	Bill Schultz	T
75	Brian Habib	G
76	Broderick Thompson	T
80	Tony Kimbrough	WR
81	Mike Pritchard	WR
82	Vance Johnson	WR
83	Anthony Miller	WR
84	Shannon Sharpe	TE
85	Frank Wainright	TE
86	Jeff Campbell	WR
87	Ed McCaffrey	WR
88	Jerry Evans	TE
89	Dwayne Carswell	TE
90	Dan Williams	DE
91	Willie Oshodin	DE
92	Dave Wyman	LB
93	James Jones	DT
94	Jeff Robinson	DE
95	Michael Dean Perry	DT
96	Harald Hasselbach	DE
97	Mike Lodish	DT
99	Shane Dronett	DE

# - Indicates unrestricted free agents

\* - Indicates restricted free agents

† - At the end of '94 games/starts category indicates: Braxton played 16 games with Miami; Canley played one game with New York Jets in 1993; Craver played 8 games with Miami; Hager played 16 games with Philadelphia; Hauk played 13 games with Green Bay; Johnson was last active with Denver in 1993; Jones played 16 games with Cleveland; Lewis last active with New England in 1993; Lodish played 16 games with Buffalo; McCaffrey played 16 games with San Francisco; McElroy played 10 games with Minnesota; Miles last active with Cincinnati in 1993; Musgrave inactive for 16 games with San Francisco; Perry played 15 games with Cleveland; Schlereth played 15 games with Washington; Schultz on Houston roster for 15 games; Thomas played 1 game with New York Jets; Thompson played 14 games with Philadelphia; Wainright was on injured reserve with New Orleans; Washington played 11 games with Los Angeles Raiders.

2013



## HOW THE BRONCOS WERE BUILT

Year	Draft	Trades	Free Agents/ Waivers
1983 9-7-0 3rd, AFC West		QB John Elway (from Baltimore)	
1985 11-5-6 2nd, AFC West	WR Vance Johnson (2a) LB Simon Fletcher (2b)		
1987 10-4-1 1st, AFC West AFC Champions	S Tyrone Braxton (12)		G/C Keith Kirtz** (IR)
1989 11-5-0 1st, AFC West	S Steve Atwater (1)		
1990 5-11 5th, AFC West	WR Shannon Sharpe (7)		
1991 12-4 1st, AFC West			RB Reggie Rivers*
1992 8-8 3rd, AFC West	DE Shane Dronett (2) C/T Bob Meeks (10) (IR)		DE Willie Oshodin
1993 9-7 3rd, AFC West	DE Dan Williams (1) RB Glyn Milburn (2) S Rondell Jones (3a) K Jason Elam (3b) DE Jeff Robinson (4) WR Tony Kimbrough (7b)	T Gary Zimmerman (from Minnesota)	LB Elijah Alexander** RB Rod Bernstein*** (IR) CB Ronnie Bradford* TE Jerry Evans** G Brian Habib*** P Tom Rouen** LB Dave Wyman*** (IR)
1994 7-9 4th, AFC West	LB Allen Aldridge (2) CB Randy Fuller (4) LB Keith Burns (7a) CB Butler By'n't'e (7b) C Tom Nalen (7c)	WR Mike Pritchard (IR) (from Atlanta) DT Ted Washington (from San. Fran.)	WR Jeff Campbell*** TE Dwayne Carswell** RB Derrick Clark** CB Ray Crockett*** OL Kenny Hall** (PS) DE Harald Hasselbach** CB Randy Hilliard** LB Ray Jacobs** QB Hugh Millen** WR Anthony Miller*** WR Rod Smith** RB Dean Strother**
1995	OT Jamie Brown (4a) LB Ken Brown (4b) LB Phil Yeboah-Kodie (5) OG Fritz Fekiere (6a) RB Terrell Davis (6b) LB Steve Russ (7a) WR Byron Chamberlain (7b)		RB Sheldon Canley** RB Aaron Craver*** OL David Diaz-Infante** LB Dave Garnett LB Britt Hager*** S Tim Hauck*** DT Jim Hoffman* P Brad Hunter* RB John Ivlow*** LB Shane Jasper* DE Larry Jackson* LB Dante Jones DT James Jones*** OL Bill Lewis*** DT Mike Lodish*** WR Ed McCaffrey*** OT Reggie McElroy*** QB Mike McCoy* RB Ostell Miles** QB Bill Musgrave*** S Malcolm X. Pearson* DT Michael Dean Perry*** G Mark Schlereth*** T Bill Schultz*** LB Errol Small* G Ralph Tamm DL Maa Tanuvasa** CB Eddie Taylor** CB Eric Thomas*** OT Broderick Thompson TE Frank Wainright

Number in parenthesis after draft choice indicates the round in which the player was taken

\* – indicates player was a rookie free agent when he joined the Broncos.

\*\* – indicates player was an NFL veteran or had been in other camps before joining the Broncos.

\*\*\* – indicates player was an unrestricted free agent that had not been released by previous team.

PB – indicates player was a Plan B free agent.

PS – indicates player was on Practice Squad at end of '94 season.

IR – indicates player was on Injured Reserve at end of '94 season.

PUP – indicates player is on Physically Unable to Perform List.

Number in parenthesis after draft choice indicates the round in which the player was taken.

\* - indicates player was a rookie free agent when he joined the Broncos.

\*\* - indicates player was an NFL veteran or had been in other camps before joining the Broncos.

\*\*\* - indicates player was an unrestricted free agent that had not been released by previous team.

PS - indicates player was a Practice Squad free agent.

IR - indicates player was on Injured Reserve at end of '94 season.

PUP - indicates player is on Physically Unable to Perform List.

## DENVER BRONCOS 1995 FIRST-YEAR ROSTER

No.	Name	Pos.	Ht.	Wt.	Birthdate	College	Hometown	How Acq.
70	Brown, Jamie	T	6-8	320	04/24/72	Florida A&M	Miami, Fla.	D4a '95
55	Brown, Ken	LB	6-1	235	05/05/71	Virginia Tech	Richmond, Va.	D4b '95
15	Chamberlain, Byron	WR	6-1	225	10/17/71	Wayne State	Fort Worth, Tex.	D7b '95
30	Davis, Terrell	RB	5-11	200	10/28/72	Georgia	San Diego, Calif.	D6b '95
79	Fekiere, Fritz	G	6-2	289	01/31/72	Iowa	Uniondale, N.Y.	D6a '95
67	Hall, Kenny (1)	OL	6-3	315	07/15/71	Fresno State	Pomona, Calif.	FA '95
68	Hoffman, Jim	DL	6-4	290	12/14/72	Arizona	Spring Valley, Calif.	FA '95
12	Hunter, Brad	P	6-5	260	01/16/68	Brigham Young	North Bend, Ore.	FA '95
35	Ivlow, John (1)	RB	5-10	210	01/26/70	Colorado State	Joliet, Colo.	FA '95
78	Jackson, Larry	DL	6-3	262	10/07/71	Texas A&M	Rockdale, Tex.	FA '95
52	Jasper, Shane	LB	6-2	256	12/23/71	UCLA	Troup, Tex.	FA '95
10	McCoy, Mike	QB	6-2	204	04/01/72	Utah	Novato, Calif.	FA '95
47	Pearson, Malcolm X.	S	6-0	208	06/04/72	Miami, Fla.	Ft. Lauderdale, Fla.	FA '95
59	Russ, Steve	LB	6-4	237	09/16/72	Air Force Academy	Stetsonville, Wisc.	D7a '95
45	Small, Errol	LB	6-2	220	06/17/72	Southern California	Los Angeles, Calif.	FA '95
19	Smith, Rod (1)	WR	6-0	183	05/15/70	Missouri Southern	Texarkana, Ark.	FA '95
98	Tanuvasa, Maa (1)	DT	6-2	277	11/06/70	Hawaii	Milliani, Hawaii	FA '95
25	Taylor, Eddie (1)	DB	5-11	188	10/12/68	San Jose State	San Diego, Calif.	FA '95
51	Yeboah-Kodie, Phil	LB	6-2	220	01/22/71	Penn State	Montreal, Quebec	D5 '95

# HISTORY AND RECORDS



Simon Fletcher recorded seven sacks last season to lead the Broncos for a record seventh straight season. The 10-year NFL veteran is second among all active Broncos in consecutive games played (156) and started (127).

## ALL-TIME GAME RESULTS

(Sunday Afternoon games, unless otherwise indicated)

Mo. Date Attendance Score W/L Opponent (Game Site) (Remarks) (\*=Overtime Game)

### 1960 • HEAD COACH FRANK FILCHOCK

1960 PRE-SEASON				BRONCOS LOST 5.	
Aug 5	4,706	6-43	L	Boston Patriots (Providence, R.I.)	(Fri night)
Aug 13	6,200	14-31	L	Buffalo Bills (Rochester, New York)	(Sat night)
Aug 20	19,500	3-42	L	Houston Oilers (Jeppesen Stadium)	(Sat night)
Aug 27	5,500	0-48	L	Dallas Texans (Little Rock, Arkansas)	(Sat night)
Sep 3	21,516	30-36	L	Los Angeles Chargers (L.A. Coliseum)	(Sat night)
	57,422	53-192			

1960 REGULAR SEASON				BRONCOS WON 4, LOST 9, 1 TIE. (4TH AFL WEST)	
Sep 9	21,597	13-10	W	Boston Patriots (Boston Univ. Field)	(Fri night)
Sep 18	15,229	27-21	W	Buffalo Bills (War Memorial Stadium)	
Sep 23	20,462	24-28	L	New York Titans (Polo Grounds)	(Fri night)
Oct 2	18,372	31-14	W	Oakland Raiders (Bears Stadium)	
Oct 16	19,141	19-23	L	Los Angeles Chargers (Bears Stadium)	
Oct 23	12,683	31-24	W	Boston Patriots (Bears Stadium)	
Oct 30	13,002	14-17	L	Dallas Texans (Bears Stadium)	
Nov 6	14,489	25-45	L	Houston Oilers (Bears Stadium)	
Nov 13	21,000	7-34	L	Dallas Texans (Cotton Bowl)	
Nov 20	20,778	10-20	L	Houston Oilers (Jeppesen Stadium)	
Nov 27	7,785	38-38	T	Buffalo Bills (Bears Stadium)	
Dec 4	5,861	27-30	L	New York Titans (Bears Stadium)	
Dec 10	9,928	33-41	L	Los Angeles Chargers (Coliseum)	(Sat)
Dec 16	7,000	10-48	L	Oakland Raiders (Kezar Stadium)	(Fri night)
	207,327	309-393		(Bye Oct 9)	

### 1961 • HEAD COACH FRANK FILCHOCK

1961 PRE-SEASON				BRONCOS WON 1, LOST 4.	
Aug 12	10,000	13-31	L	Dallas Texans (Midland, Texas)	(Sat night)
Aug 19	6,500	48-21	W	Oakland Raiders (Spokane, Washington)	(Sat night)
Aug 25	21,710	27-29	L	Dallas Texans (Fort Worth, Texas)	(Fri night)
Sep 1	10,087	10-42	L	Houston Oilers (Mobile, Alabama)	(Fri night)
Sep 4	6,300	12-49	L	Oakland Raiders (Candlestick Park)	(Mon)
	54,597	110-172			

1961 REGULAR SEASON				BRONCOS WON 3, LOST 11. (3RD AFL WEST)	
Sep 10	16,836	22-10	W	Buffalo Bills (War Memorial Stadium)	
Sep 16	14,479	17-45	L	Boston Patriots (Boston Univ. Field)	(Sat night)
Sep 24	14,381	28-35	L	New York Titans (Polo Grounds)	
Oct 1	8,361	19-33	L	Oakland Raiders (Candlestick Park)	
Oct 8	14,500	12-19	L	Dallas Texans (Bears Stadium)	
Oct 15	11,129	27-24	W	Oakland Raiders (Bears Stadium)	
Oct 22	12,508	27-10	W	New York Titans (Bears Stadium)	
Oct 29	32,584	0-37	L	San Diego Chargers (Balboa Stadium)	
Nov 5	11,564	14-55	L	Houston Oilers (Bears Stadium)	
Nov 12	7,859	16-19	L	San Diego Chargers (Bears Stadium)	
Nov 19	7,645	10-23	L	Buffalo Bills (Bears Stadium)	
Nov 26	27,874	14-45	L	Houston Oilers (Jeppesen Stadium)	
Dec 3	9,303	24-28	L	Boston Patriots (Bears Stadium)	
Dec 10	8,000	21-49	L	Dallas Texans (Cotton Bowl)	
	196,823	251-432		(Bye Dec 17)	

### 1962 • HEAD COACH JACK FAULKNER

1962 PRE-SEASON				BRONCOS WON 2, LOST 2.	
Aug 10	11,500	17-33	L	Houston Oilers (Atlanta, Georgia)	(Fri night)
Aug 18	19,168	24-31	L	San Diego Chargers (Balboa Stadium)	(Sat night)
Aug 24	18,000	27-24	W	Dallas Texans (Fort Worth, Texas)	(Fri night)
Aug 31	5,000	41-12	W	Oakland Raiders (Stockton, California)	(Fri night)

1962 REGULAR SEASON				BRONCOS WON 7, LOST 7. (2ND AFL WEST)	
Sep 7	28,000	30-21	W	San Diego Chargers (Univ. of Denver Stadium)	(Fri night)
Sep 15	30,577	23-20	W	Buffalo Bills (War Memorial Stadium)	(Sat night)
Sep 21	21,038	16-41	L	Boston Patriots (Boston Univ. Field)	(Fri night)
Sep 30	17,213	32-10	W	New York Titans (Polo Grounds)	
Oct 5	22,452	44-7	W	Oakland Raiders (Bears Stadium)	(Fri night)
Oct 14	7,000	23-6	W	Oakland Raiders (Frank Youell Field)	
Oct 21	34,496	20-10	W	Houston Oilers (Bears Stadium)	
Oct 28	26,051	38-45	L	Buffalo Bills (Bears Stadium)	
Nov 4	20,827	23-20	W	San Diego Chargers (Balboa Stadium)	
Nov 11	28,187	29-33	L	Boston Patriots (Bears Stadium)	
Nov 18	23,523	3-24	L	Dallas Texans (Bears Stadium)	
Nov 22	15,776	45-46	L	New York Titans (Bears Stadium)	(Thur)
Dec 2	30,650	17-34	L	Houston Oilers (Jeppesen Stadium)	
Dec 9	19,137	10-17	L	Dallas Texans (Cotton Bowl)	
	324,927	353-334		(Bye Dec 16)	



## 1963 • HEAD COACH JACK FAULKNER

## —1963 PRE-SEASON

Aug 3	11,445	27-10	W	Houston Oilers (Univ. of Denver Stadium) (Sat night)
Aug 10	9,655	19-35	L	Oakland Raiders (Frank Youell Field) (Sat night)
Aug 17	11,135	31-25	W	San Diego Chargers (Univ. of Denver Stadium) (Sat night)
Aug 23	8,865	16-30	L	Kansas City Chiefs (Municipal Stadium) (Fri night)
Aug 31	7,000	14-21	L	Buffalo Bills (Winston-Salem, No. Car.) (Sat night)
	46,100	107-121		

## BRONCOS WON 2, LOST 3.

## —1963 REGULAR SEASON

Sep 7	21,115	7-59	L	Kansas City Chiefs (Univ. of Denver Stadium) (Sat night)
Sep 14	23,147	14-20	L	Houston Oilers (Jeppesen Stadium) (Sat night)
Sep 29	18,636	14-10	W	Boston Patriots (Bears Stadium)
Oct 6	18,428	50-34	W	San Diego Chargers (Bears Stadium)
Oct 13	24,087	24-33	L	Houston Oilers (Bears Stadium)
Oct 18	25,418	21-40	L	Boston Patriots (Fenway Park) (Fri night)
Oct 26	20,377	35-35	T	New York Jets (Polo Grounds) (Sat night)
Nov 3	19,424	28-30	L	Buffalo Bills (Bears Stadium)
Nov 9	30,989	17-27	L	Buffalo Bills (War Memorial Stadium) (Sat night)
Nov 17	14,247	9-14	L	New York Jets (Bears Stadium)
Nov 24	14,763	10-26	L	Oakland Raiders (Bears Stadium)
Nov 28	17,443	21-52	L	Kansas City Chiefs (Municipal Stadium) (Thur)
Dec 8	15,223	31-35	L	Oakland Raiders (Frank Youell Field)
Dec 15	31,312	20-58	L	San Diego Chargers (Balboa Stadium)
	298,213	301-473		(Bye Sep 22)

## BRONCOS WON 2, LOST 11, 1 TIE. (4TH AFL WEST)

## 1964 • HEAD COACHES JACK FAULKNER &amp; MAC SPEEDIE

## —1964 PRE-SEASON

Aug 8	26,293	20-34	L	San Diego Chargers (Balboa Stadium) (Sat night)
Aug 14	13,545	7-20	L	Oakland Raiders (Bears Stadium) (Fri night)
Aug 20	32,127	32-20	W	Houston Oilers (Jeppesen Stadium) (Thur night)
Aug 28	19,500	10-14	L	Kansas City Chiefs (Fort Worth, Texas) (Fri night)
Sep 5	20,568	27-17	W	Boston Patriots (Univ. of Denver Stadium) (Sat night)
	112,033	96-105		

## BRONCOS WON 2, LOST 3.

## —1964 REGULAR SEASON

Sep 12	45,665	6-30	L	New York Jets (Shea Stadium) (Sat night)
Sep 20	28,501	13-30	L	Buffalo Bills (War Memorial Stadium)
Sep 27	22,651	17-38	L	Houston Oilers (Bears Stadium)
Oct 4	15,485	10-39	L	Boston Patriots (Bears Stadium)
				JACK FAULKNER OUT, MAC SPEEDIE IN AS HEAD COACH
Oct 11	16,285	33-27	W	Kansas City Chiefs (Bears Stadium)
Oct 18	23,332	14-42	L	San Diego Chargers (Balboa Stadium)
Oct 25	17,858	7-40	L	Oakland Raiders (Frank Youell Field)
Nov 1	15,053	39-49	L	Kansas City Chiefs (Municipal Stadium)
Nov 8	19,670	20-31	L	San Diego Chargers (Bears Stadium)
Nov 15	11,309	20-16	W	New York Jets (Bears Stadium)
Nov 20	24,979	7-12	L	Boston Patriots (Fenway Park) (Fri night)
Nov 29	15,958	20-20	T	Oakland Raiders (Bears Stadium)
Dec 13	14,431	19-30	L	Buffalo Bills (Bears Stadium)
Dec 20	15,839	15-34	L	Houston Oilers (Jeppesen Stadium)
	285,003	240-438		(Bye Dec 6)

## BRONCOS WON 2, LOST 11, 1 TIE. (4TH AFL WEST)

## 1965 • HEAD COACH MAC SPEEDIE

## —1965 PRE-SEASON

Aug 7	17,707	24-30	L	Kansas City Chiefs (Univ. of Denver Stadium) (Sat night)
Aug 14	18,000	27-17	W	Oakland Raiders (Salt Lake City, Utah) (Sat night)
Aug 21	18,913	6-21	L	San Diego Chargers (Univ. of Denver Stadium) (Sat night)
Aug 28	12,666	3-25	L	Houston Oilers (San Antonio, Texas) (Sat night)
Sep 4	14,550	20-30	L	Oakland Raiders (Sacramento, California) (Sat night)
	81,836	80-123		

## BRONCOS WON 1, LOST 4.

## —1965 REGULAR SEASON

Sep 11	27,022	31-34	L	San Diego Chargers (Balboa Stadium) (Sat night)
Sep 19	30,682	15-30	L	Buffalo Bills (Bears Stadium)
Sep 24	26,782	27-10	W	Boston Patriots (Fenway Park) (Fri night)
Oct 3	34,988	16-13	W	New York Jets (Bears Stadium)
Oct 10	31,001	23-31	L	Kansas City Chiefs (Bears Stadium)
Oct 17	32,492	28-17	W	Houston Oilers (Bears Stadium)
Oct 24	45,046	13-31	L	Buffalo Bills (War Memorial Stadium)
Oct 31	53,717	10-45	L	New York Jets (Shea Stadium)
Nov 7	33,073	21-35	L	San Diego Chargers (Bears Stadium)
Nov 14	28,126	31-21	W	Houston Oilers (Rice Stadium)
Nov 21	30,369	20-28	L	Oakland Raiders (Bears Stadium)
Dec 5	19,023	13-24	L	Oakland Raiders (Frank Youell Field)
Dec 12	27,207	20-28	L	Boston Patriots (Bears Stadium)
Dec 19	14,421	35-45	L	Kansas City Chiefs (Municipal Stadium)
	435,778	303-392		(Bye Nov 28)

## BRONCOS WON 4, LOST 10. (4TH AFL WEST)

## 1966 • HEAD COACHES MAC SPEEDIE &amp; RAY MALAVASI

## —1966 PRE-SEASON

Aug 6	17,771	30-32	L	Kansas City Chiefs (Univ. of Denver Stadium) (Sat night)
Aug 12	30,476	3-25	L	Buffalo Bills (War Memorial Stadium) (Fri night)
Aug 24	18,442	28-16	W	Miami Dolphins (Memphis, Tennessee) (Wed night)
Aug 28	14,074	21-52	L	Oakland Raiders (Bears Stadium)
	80,763	82-126		

## BRONCOS WON 1, LOST 3.

## —1966 REGULAR SEASON

Sep 3	30,156	7-45	L	Houston Oilers (Rice Stadium) (Sat night)
Sep 18	25,337	10-24	L	Boston Patriots (Bears Stadium)
				MAC SPEEDIE OUT, RAY MALAVASI IN AS HEAD COACH
Sep 25	29,878	7-16	L	New York Jets (Bears Stadium)
Oct 2	27,203	40-38	W	Houston Oilers (Bears Stadium)
Oct 8	33,929	10-37	L	Kansas City Chiefs (Municipal Stadium) (Sat night)
Oct 16	23,393	7-24	L	Miami Dolphins (Orange Bowl)
Oct 23	26,196	10-56	L	Kansas City Chiefs (Bears Stadium)
Oct 30	25,819	17-24	L	San Diego Chargers (Balboa Stadium)
Nov 6	18,154	17-10	W	Boston Patriots (Fenway Park)
Nov 20	26,703	3-17	L	Oakland Raiders (Bears Stadium)
Nov 27	24,860	20-17	W	San Diego Chargers (Bears Stadium)
Dec 4	32,592	17-7	W	Miami Dolphins (Bears Stadium)
Dec 11	31,765	10-28	L	Oakland Raiders (Oakland Coliseum)
Dec 18	40,538	21-38	L	Buffalo Bills (War Memorial Stadium)
	395,997	196-381		(Bye Sep 11 and Nov 13)

## BRONCOS WON 4, LOST 10. (4TH AFL WEST)

## 1967 • HEAD COACH LOU SABAN

## —1967 PRE-SEASON

Jul 29	7,000	2-19	L	Miami Dolphins (Canton, Ohio) (Sat night)
Aug 5	21,228	13-7	W	Detroit Lions (NFL)
				(University of Denver Stadium) (Sat night)
Aug 18	31,850	14-3	W	Minnesota Vikings (NFL)
				(University of Denver Stadium) (Fri night)
Aug 27	6,500	21-17	W	Oakland Raiders (North Platte, Nebraska)
	66,578	50-46		

## BRONCOS WON 3, LOST 1.

## —1967 REGULAR SEASON

Sep 3	35,488	26-21	W	Boston Patriots (Bears Stadium)
Sep 10	25,423	0-51	L	Oakland Raiders (Oakland Coliseum)
Sep 17	29,381	21-35	L	Miami Dolphins (Orange Bowl)
Sep 24	35,365	24-38	L	New York Jets (Bears Stadium)
Oct 1	21,798	6-10	L	Houston Oilers (Rice Stadium)
Oct 8	35,188	16-17	L	Buffalo Bills (Bears Stadium)
Oct 22	34,464	21-38	L	San Diego Chargers (Bears Stadium)
Oct 29	44,002	9-52	L	Kansas City Chiefs (Municipal Stadium)
Nov 5	29,043	17-21	L	Oakland Raiders (Bears Stadium)
Nov 12	30,392	18-20	L	Houston Oilers (Bears Stadium)
Nov 19	30,891	21-20	W	Buffalo Bills (War Memorial Stadium)
Nov 23	34,586	20-24	L	San Diego Chargers (Balboa Stadium) (Thur)
Dec 3	61,615	33-24	W	New York Jets (Shea Stadium)
Dec 17	31,660	24-38	L	Kansas City Chiefs (Bears Stadium)
	479,497	256-409		(Bye Oct 15 and Dec 10)

## BRONCOS WON 3, LOST 11. (4TH AFL WEST)

## 1968 • HEAD COACH LOU SABAN

## —1968 PRE-SEASON

Aug 10	13,841	15-13	W	Cincinnati Bengals (Univ. of Denver Stadium) (Sat night)
Aug 17	20,901	16-39	L	Minnesota Vikings (Univ. of Denver Stadium) (Sat night)
Aug 23	22,254	6-22	L	San Francisco 49ers (Univ. of Denver Stadium)
				(Fri night)
Aug 30	10,328	3-6	L	San Diego Chargers (San Antonio, Texas) (Fri night)
Sep 7	18,031	7-23	L	Oakland Raiders (Portland, Oregon) (Sat night)
	85,355	47-103		

## BRONCOS WON 1, LOST 4.

## —1968 REGULAR SEASON

Sep 15	25,049	10-24	L	Cincinnati Bengals (Nippert Stadium)
Sep 22	45,821	2-34	L	Kansas City Chiefs (Municipal Stadium)
Sep 29	37,024	17-20	L	Boston Patriots (Bears Stadium)
Oct 6	41,257	10-7	W	Cincinnati Bengals (Bears Stadium)
Oct 13	62,052	21-13	W	New York Jets (Shea Stadium)
Oct 20	42,953	24-55	L	San Diego Chargers (San Diego Stadium)
Oct 27	44,115	21-14	W	Miami Dolphins (Bears Stadium)
Nov 3	18,304	35-14	W	Boston Patriots (Fenway Park)
Nov 10	50,002	7-43	L	Oakland Raiders (Bears Stadium)
Nov 17	36,075	17-38	L	Houston Oilers (Astrodome)
Nov 24	35,201	34-32	W	Buffalo Bills (Bears Stadium)
Dec 1	35,212	23-47	L	San Diego Chargers (Bears Stadium)
Dec 8	47,754	27-33	L	Oakland Raiders (Oakland Coliseum)
Dec 14	38,463	7-30	L	Kansas City Chiefs (Bears Stadium) (Sat)
	559,382	255-404		(Bye Sep 8)

## BRONCOS WON 5, LOST 9. (4TH AFL WEST)



## 1969 • HEAD COACH LOU SABAN

1969 PRE-SEASON				BRONCOS WON 1, LOST 4.			
Aug 9	45,916	6-26	L	Minnesota Vikings (NFL) (Met Stadium) (Sat night)			
Aug 16	28,356	22-28	L	New Orleans Saints (NFL) (Mile High Stadium) (Sat night)			
Aug 23	33,161	19-15	W	San Francisco 49ers (NFL) (Mile High Stadium) (Sat night)			
Aug 30	18,375	10-26	L	Boston Patriots (Jacksonville, Florida) (Sat night)			
Sep 6	24,020	11-13	L	Cincinnati Bengals (Nippert Stadium) (Sat night)			
	149,828	68-108					

1969 REGULAR SEASON				BRONCOS WON 5, LOST 8, 1 TIE. (4TH AFL WEST)			
Sep 14	43,482	35-7	W	Boston Patriots (Mile High Stadium)			
Sep 21	50,583	21-19	W	New York Jets (Mile High Stadium)			
Sep 28	40,302	28-41	L	Buffalo Bills (War Memorial Stadium)			
Oct 5	50,564	13-26	L	Kansas City Chiefs (Mile High Stadium)			
Oct 12	49,511	14-24	L	Oakland Raiders (Mile High Stadium)			
Oct 19	27,920	30-23	W	Cincinnati Bengals (Nippert Stadium)			
Oct 26	45,348	21-24	L	Houston Oilers (Astrodome)			
Nov 2	45,511	13-0	W	San Diego Chargers (Mile High Stadium)			
Nov 9	54,416	10-41	L	Oakland Raiders (Oakland Coliseum)			
Nov 16	45,002	20-20	T	Houston Oilers (Mile High Stadium)			
Nov 23	34,664	24-45	L	San Diego Chargers (San Diego Stadium)			
Nov 27	48,773	17-31	L	Kansas City Chiefs (Municipal Stadium) (Thur)			
Dec 7	25,332	24-27	L	Miami Dolphins (Orange Bowl)			
Dec 14	42,198	27-16	W	Cincinnati Bengals (Mile High Stadium)			
	603,606	297-344					

## 1970 • HEAD COACH LOU SABAN

1970 PRE-SEASON				BRONCOS WON 3, LOST 2.			
Aug 15	36,327	26-16	W	St. Louis Cardinals (Mile High Stadium) (Sat night)			
Aug 22	42,499	7-24	L	Baltimore Colts (Mile High Stadium) (Sat night)			
Aug 29	26,238	7-23	L	San Francisco 49ers (Eugene, Oregon) (Sat night)			
Sep 5	42,373	30-17	W	Chicago Bears (Mile High Stadium) (Sat night)			
Sep 11	17,832	16-14	W	Boston Patriots (Salt Lake City, Utah) (Fri night)			
	165,269	86-94					

1970 REGULAR SEASON				BRONCOS WON 5, LOST 8, 1 TIE. (4TH AFC WEST)			
Sep 20	34,882	25-10	W	Buffalo Bills (War Memorial Stadium)			
Sep 27	50,705	16-13	W	Pittsburgh Steelers (Mile High Stadium)			
Oct 4	50,705	26-13	W	Kansas City Chiefs (Mile High Stadium)			
Oct 11	54,436	23-35	L	Oakland Raiders (Oakland Coliseum)			
Oct 18	50,705	24-10	W	Atlanta Falcons (Mile High Stadium)			
Oct 25	39,515	14-19	L	San Francisco 49ers (Kezar Stadium)			
Nov 1	50,705	3-19	L	Washington Redskins (Mile High Stadium)			
Nov 8	48,327	21-24	L	San Diego Chargers (San Diego Stadium)			
Nov 15	50,959	19-24	L	Oakland Raiders (Mile High Stadium)			
Nov 22	66,837	31-6	W	New Orleans Saints (Tulane Stadium)			
Nov 29	35,733	21-31	L	Houston Oilers (Astrodome)			
Dec 6	50,454	0-16	L	Kansas City Chiefs (Municipal Stadium)			
Dec 13	50,959	17-17	T	San Diego Chargers (Mile High Stadium)			
Dec 20	51,001	13-27	L	Cleveland Browns (Mile High Stadium)			
	685,923	253-264					

## 1971 • HEAD COACHES LOU SABAN &amp; JERRY SMITH

1971 PRE-SEASON				BRONCOS WON 1, LOST 4.			
Aug 14	42,561	13-17	L	Washington Redskins (Mile High Stadium) (Sat night)			
Aug 21	22,474	10-27	L	Atlanta Falcons (Memphis, Tennessee) (Sat night)			
Aug 28	33,184	17-33	L	San Francisco 49ers (Spokane, Washington) (Sat night)			
Sep 4	43,000	14-7	W	Minnesota Vikings (Mile High Stadium) (Sat night)			
Sep 12	47,215	17-33	L	Chicago Bears (Soldier Field)			
	188,434	71-117					

1971 REGULAR SEASON				BRONCOS WON 4, LOST 9, 1 TIE. (4TH AFC WEST)			
Sep 19	51,228	10-10	T	Miami Dolphins (Mile High Stadium)			
Sep 26	47,957	13-34	L	Green Bay Packers (Milwaukee County Stadium)			
Oct 3	51,200	3-16	L	Kansas City Chiefs (Mile High Stadium)			
Oct 10	51,200	16-27	L	Oakland Raiders (Mile High Stadium)			
Oct 17	51,200	20-16	W	San Diego Chargers (Mile High Stadium)			
Oct 24	75,674	27-0	W	Cleveland Browns (Cleveland Stadium)			
Oct 31	65,358	16-17	L	Philadelphia Eagles (Veterans Stadium)			
Nov 7	51,200	20-24	L	Detroit Lions (Mile High Stadium)			
Nov 14	51,200	10-24	L	Cincinnati Bengals (Mile High Stadium)			
				LOU SABAN OUT, JERRY SMITH IN AS HEAD COACH			
Nov 21	49,945	10-28	L	Kansas City Chiefs (Arrowhead)			
Nov 28	39,710	22-10	W	Pittsburgh Steelers (Three Rivers Stadium)			
Dec 5	51,200	6-3	W	Chicago Bears (Mile High Stadium)			
Dec 12	44,347	17-45	L	San Diego Chargers (San Diego Stadium)			
Dec 19	54,651	13-21	L	Oakland Raiders (Oakland Coliseum)			
	736,042	203-275					

## 1972 • HEAD COACH JOHN RALSTON

1972 PRE-SEASON				BRONCOS WON 2, LOST 3.			
Aug 11	46,043	0-41	L	Washington Redskins (RFK Stadium) (Fri night)			
Aug 19	34,506	13-17	L	St. Louis Cardinals (Busch Stadium) (Sat night)			
Aug 27	58,115	27-24	W	San Francisco 49ers (Candlestick Park)			
Sep 2	37,128	49-24	W	New England Patriots (Mile High Stadium) (Sat night)			
Sep 10	49,605	13-20	L	Baltimore Colts (Mile High Stadium)			
	225,397	102-126					

1972 REGULAR SEASON				BRONCOS WON 5, LOST 9. (3RD AFC WEST)			
Sep 17	51,656	30-17	W	Houston Oilers (Mile High Stadium)			
Sep 24	49,048	14-37	L	San Diego Chargers (San Diego Stadium)			
Oct 1	51,656	24-45	L	Kansas City Chiefs (Mile High Stadium)			
Oct 8	55,812	10-21	L	Cincinnati Bengals (Riverfront Stadium)			
Oct 15	51,656	20-23	L	Minnesota Vikings (Mile High Stadium)			
Oct 22	53,551	30-23	W	Oakland Raiders (Oakland Coliseum)			
Oct 29	51,656	20-27	L	Cleveland Browns (Mile High Stadium)			
Nov 5	62,689	17-29	L	New York Giants (Yankee Stadium)			
Nov 12	65,398	16-10	W	Los Angeles Rams (L.A. Coliseum)			
Nov 19	51,656	20-37	L	Oakland Raiders (Mile High Stadium)			
Nov 26	58,850	20-23	L	Atlanta Falcons (Atlanta Stadium)			
Dec 3	66,725	21-24	L	Kansas City Chiefs (Arrowhead Stadium)			
Dec 10	51,478	38-13	W	San Diego Chargers (Mile High Stadium)			
Dec 17	51,656	45-21	W	New England Patriots (Mile High Stadium)			
	773,487	325-350					

## 1973 • HEAD COACH JOHN RALSTON

1973 PRE-SEASON				BRONCOS WON 2, LOST 3.			
Aug 10	38,923	10-14	L	Washington Redskins (RFK Stadium) (Fri night)			
Aug 18	39,088	38-17	W	St. Louis Cardinals (Mile High Stadium) (Sat night)			
Aug 26	59,097	7-43	L	San Francisco 49ers (Candlestick Park)			
Aug 31	42,336	16-14	W	Buffalo Bills (Mile High Stadium) (Fri night)			
Sep 9	41,860	10-17	L	Baltimore Colts (Mile High Stadium)			
	221,315	81-105					

1973 REGULAR SEASON				BRONCOS WON 7, LOST 5, 2 TIES. (2ND AFC WEST)			
Sep 16	49,059	28-10	W	Cincinnati Bengals (Mile High Stadium)			
Sep 23	51,706	34-36	L	San Francisco 49ers (Mile High Stadium)			
Sep 30	51,159	14-33	L	Chicago Bears (Mile High Stadium)			
Oct 7	71,414	14-16	L	Kansas City Chiefs (Arrowhead Stadium)			
Oct 14	32,801	48-20	W	Houston Oilers (Astrodome)			
Oct 22	51,270	23-23	T	Oakland Raiders (Mile High Stadium) (Mon night)			
Oct 28	55,108	40-28	W	New York Jets (Shea Stadium)			
Nov 4	46,565	17-17	T	St. Louis Cardinals (Busch Stadium)			
Nov 11	51,034	30-19	W	San Diego Chargers (Mile High Stadium)			
Nov 18	48,580	23-13	W	Pittsburgh Steelers (Three Rivers Stadium)			
Nov 25	51,331	14-10	W	Kansas City Chiefs (Mile High Stadium)			
Dec 2	51,508	10-22	L	Dallas Cowboys (Mile High Stadium)			
Dec 9	44,954	42-28	W	San Diego Chargers (San Diego Stadium)			
Dec 16	51,910	17-21	L	Oakland Raiders (Oakland Coliseum)			
	708,399	354-296					

## 1974 • HEAD COACH JOHN RALSTON

1974 PRE-SEASON				BRONCOS WON 4, LOST 2.			
Aug 3	27,599	19-41	L	New York Jets (Mile High Stadium) (Sat night)			
Aug 10	23,822	27-21	W	Minnesota Vikings (Mile High Stadium) (Sat night)			
Aug 18	29,908	10-3	W	San Francisco 49ers (Candlestick Park)			
Aug 24	56,257	31-21	W	Green Bay Packers (Lambeau Field) (Sat night)			
Aug 31	18,000	27-21	W	New England Patriots (Spokane, Washington) (Sat night)			
Sep 8	43,253	14-20	L	Atlanta Falcons (Mile High Stadium) (Sun night)			
	198,839	128-127					

1974 REGULAR SEASON				BRONCOS WON 7, LOST 6, 1 TIE. (2ND AFC WEST)			
Sep 15	56,981	120-17	L	Los Angeles Rams (Mile High Stadium)			
Sep 22	50,858	35-35*	T	Pittsburgh Steelers (Mile High Stadium) (* O/T)			
Sep 30	54,395	3-30	L	Washington Redskins (RFK Stadium) (Mon night)			
Oct 6	67,298	17-14	W	Kansas City Chiefs (Arrowhead Stadium)			
Oct 13	50,751	33-17	W	New Orleans Saints (Mile High Stadium)			
Oct 20	50,748	27-7	W	San Diego Chargers (Mile High Stadium)			
Oct 27	60,478	21-23	L	Cleveland Browns (Cleveland Stadium)			
Nov 3	45,766	17-28	L	Oakland Raiders (Mile High Stadium)			
Nov 10	32,244	17-6	W	Baltimore Colts (Memorial Stadium)			
Nov 18	50,236	34-42	L	Kansas City Chiefs (Mile High Stadium) (Mon night)			
Nov 24	51,224	20-17	W	Oakland Raiders (Oakland Coliseum)			
Nov 28	51,157	31-27	W	Detroit Lions (Tiger Stadium) (Thur)			
Dec 8	46,842	37-14	W	Houston Oilers (Mile High Stadium)			
Dec 15	35,756	0-17	L	San Diego Chargers (San Diego Stadium)			
	704,834	302-294					

## 1975 • HEAD COACH JOHN RALSTON

1975 PRE-SEASON				BRONCOS WON 3, LOST 3.			
Aug 9	35,269	20-23	L	Baltimore Colts (Mile High Stadium) (Sat night)			
Aug 16	40,089	21-24	L	New Orleans Saints (Superdome) (Sat night)			

Aug 23	33,813	27-21	W	Houston Oilers (Mile High Stadium) (Sat night)
Aug 30	30,128	13-0	W	Chicago Bears (Soldier Field) (Sat night)
Sep 7	45,686	10-44	L	San Francisco 49ers (Candlestick Park)
Sep 14	45,631	21-17	W	St. Louis Cardinals (Mile High Stadium)
	230,616	112-129		

1975 REGULAR SEASON				BRONCOS WON 6, LOST 8. (2ND AFC WEST)
Sep 21	51,858	37-33	W	Kansas City Chiefs (Mile High Stadium)
Sep 29	52,491	23-13	W	Green Bay Packers (Mile High Stadium) (Mon night)
Oct 5	79,798	14-38	L	Buffalo Bills (Rich Stadium)
Oct 12	49,164	9-20	L	Pittsburgh Steelers (Three Rivers Stadium)
Oct 19	52,540	16-15	W	Cleveland Browns (Mile High Stadium)
Oct 26	70,043	13-26	L	Kansas City Chiefs (Arrowhead Stadium)
Nov 2	52,330	17-42	L	Oakland Raiders (Mile High Stadium)
Nov 9	49,702	16-17	L	Cincinnati Bengals (Mile High Stadium)
Nov 16	26,048	27-17	W	San Diego Chargers (San Diego Stadium)
Nov 23	28,686	21-35	L	Atlanta Falcons (Atlanta Stadium)
Nov 30	44,962	13-10*	W	San Diego Chargers (Mile High Stadium) (* O/T)
Dec 8	51,075	10-17	L	Oakland Raiders (Oakland Coliseum) (Mon night)
Dec 14	36,860	25-10	W	Philadelphia Eagles (Mile High Stadium)
Dec 20	43,064	13-14	L	Miami Dolphins (Orange Bowl) (Sat)
	688,641	254-307		

## 1976 • HEAD COACH JOHN RALSTON

1976 PRE-SEASON				BRONCOS WON 5, LOST 2.
Jul 24	17,639	10-7	W	Detroit Lions (Canton, Ohio, Hall of Fame) (Sat)
Jul 31	22,495	14-15	L	Chicago Bears (Mile High Stadium) (Sat night)
Aug 8	40,052	7-17	L	San Francisco 49ers (Candlestick Park)
Aug 14	54,567	13-9	W	Dallas Cowboys (Texas Stadium) (Sat night)
Aug 21	22,887	52-7	W	Seattle Seahawks (Mile High Stadium) (Sat night)
Aug 28	39,808	21-17	W	St. Louis Cardinals (Busch Stadium) (Sat night)
Sep 5	52,129	30-17	W	Minnesota Vikings (Mile High Stadium)
	249,577	146-89		

1976 REGULAR SEASON				BRONCOS WON 9, LOST 5. (2ND AFC WEST)
Sep 12	53,464	7-17	L	Cincinnati Bengals (Riverfront Stadium)
Sep 19	62,519	46-3	W	New York Jets (Mile High Stadium)
Sep 26	62,758	44-13	W	Cleveland Browns (Mile High Stadium)
Oct 3	62,486	26-0	W	San Diego Chargers (Mile High Stadium)
Oct 10	47,928	3-17	L	Houston Oilers (Astrodome)
Oct 17	63,241	10-17	L	Oakland Raiders (Mile High Stadium)
Oct 24	57,961	35-26	W	Kansas City Chiefs (Arrowhead Stadium)
Oct 31	52,169	6-19	L	Oakland Raiders (Oakland Coliseum)
Nov 7	62,503	48-13	W	Tampa Bay Buccaneers (Mile High Stadium)
Nov 14	32,017	17-0	W	San Diego Chargers (San Diego Stadium)
Nov 21	62,961	14-13	W	New York Giants (Mile High Stadium)
Nov 28	61,128	14-38	L	New England Patriots (Schaefer Stadium)
Dec 5	57,995	17-16	W	Kansas City Chiefs (Mile High Stadium)
Dec 12	44,459	28-14	W	Chicago Bears (Soldier Field)
	783,589	315-206		

## 1977 • HEAD COACH RED MILLER

1977 PRE-SEASON				BRONCOS WON 5, LOST 1.
Aug 5	40,059	14-8	W	Baltimore Colts (Mile High Stadium) (Fri night)
Aug 13	44,001	15-7	W	St. Louis Cardinals (Mile High Stadium) (Sat night)
Aug 20	21,239	10-2	W	Atlanta Falcons (Atlanta Stadium) (Sat night)
Aug 28	29,532	24-28	L	Philadelphia Eagles (Veterans Stadium) (Sun night)
Sep 2	54,916	27-10	W	Seattle Seahawks (Kingdome) (Fri night)
Sep 10	36,441	20-0	W	San Francisco 49ers (Candlestick Park) (Sat night)
	226,188	110-55		

1977 REGULAR SEASON				BRONCOS WON 12, LOST 2. (1ST AFC WEST)
Sep 18	75,002	7-0	W	St. Louis Cardinals (Mile High Stadium)
Sep 25	74,737	26-6	W	Buffalo Bills (Mile High Stadium)
Oct 2	53,108	24-13	W	Seattle Seahawks (Kingdome)
Oct 9	74,718	23-7	W	Kansas City Chiefs (Mile High Stadium)
Oct 16	53,616	30-7	W	Oakland Raiders (Oakland Coliseum)
Oct 23	54,395	24-13	W	Cincinnati Bengals (Riverfront Stadium)
Oct 30	75,007	14-24	L	Oakland Raiders (Mile High Stadium)
Nov 6	74,967	21-7	W	Pittsburgh Steelers (Mile High Stadium)
Nov 13	45,211	17-14	W	San Diego Chargers (San Diego Stadium)
Nov 20	54,050	14-7	W	Kansas City Chiefs (Arrowhead Stadium)
Nov 27	74,939	27-13	W	Baltimore Colts (Mile High Stadium)
Dec 4	46,875	24-14	W	Houston Oilers (Astrodome)
Dec 11	74,905	17-9	W	San Diego Chargers (Mile High Stadium)
Dec 18	63,752	6-14	L	Dallas Cowboys (Texas Stadium)
	892,899	274-148		

—1977 AFC DIVISIONAL PLAYOFF—				
Dec 24	75,011	34-21	W	Pittsburgh Steelers (Mile High Stadium) (Sat)

—1977 AFC CHAMPIONSHIP GAME—				
Jan 1	74,982	20-17	W	Oakland Raiders (Mile High Stadium)

—1977 SUPER BOWL TWELVE—(XII)				
Jan 15	75,583	10-27	L	Dallas Cowboys (Louisiana Superdome New Orleans)

## 1978 • HEAD COACH RED MILLER

1978 PRE-SEASON				BRONCOS WON 2, LOST 2.
Aug 5	48,027	17-12	W	Houston Oilers (Astrodome) (Sat night)
Aug 12	74,619	14-21	L	Dallas Cowboys (Mile High Stadium) (Sat night)
Aug 19	18,301	23-13	W	Buffalo Bills (Rich Stadium) (Sat night)
Aug 25	73,559	13-24	L	San Francisco 49ers (Mile High Stadium) (Fri night)
	214,506	67-70		

1978 REGULAR SEASON				BRONCOS WON 10, LOST 6. (1ST AFC WEST)
Sep 3	74,904	14-6	W	Oakland Raiders (Mile High Stadium)
Sep 11	46,508	9-12*	L	Minnesota Vikings (Met Stadium) (Mon night) (* O/T)
Sep 17	74,983	27-14	W	San Diego Chargers (Mile High Stadium)
Sep 24	60,593	23-17*	W	Kansas City Chiefs (Arrowhead Stadium) (* O/T)
Oct 1	74,989	28-7	W	Seattle Seahawks (Mile High Stadium)
Oct 8	50,077	0-23	L	San Diego Chargers (San Diego Stadium)
Oct 16	75,008	16-7	W	Chicago Bears (Mile High Stadium) (Mon night)
Oct 22	54,057	6-7	L	Baltimore Colts (Memorial Stadium)
Oct 29	62,948	20-17*	W	Seattle Seahawks (Kingdome) (* O/T)
Nov 5	74,983	28-31	L	New York Jets (Mile High Stadium)
Nov 12	70,856	19-7	W	Cleveland Browns (Cleveland Stadium)
Nov 19	74,965	16-3	W	Green Bay Packers (Mile High Stadium)
Nov 23	71,785	14-17	L	Detroit Lions (Silverdome) (Thur)
Dec 3	53,932	21-6	W	Oakland Raiders (Oakland Coliseum)
Dec 10	74,149	24-3	W	Kansas City Chiefs (Mile High Stadium)
Dec 16	74,104	17-21	L	Pittsburgh Steelers (Mile High Stadium) (Sat)
	1,067,693	282-198		

—1978 AFC DIVISIONAL PLAYOFF GAME—				
Dec 30	48,921	10-33	L	Pittsburgh Steelers (Three Rivers Stadium) (Sat)

## 1979 • HEAD COACH RED MILLER

1979 PRE-SEASON				BRONCOS WON 3, LOST 1.
Aug 4	61,192	6-7	L	Dallas Cowboys (Texas Stadium) (Sat night)
Aug 11	58,799	13-6	W	Washington Redskins (Mile High Stadium) (Sat night)
Aug 18	34,133	21-0	W	San Francisco 49ers (Candlestick Park) (Sat night)
Aug 24	75,103	20-17*	W	New England Patriots (Mile High Stadium) (Fri night) (* O/T)
	229,227	60-30		

1979 REGULAR SEASON				BRONCOS WON 10, LOST 6. (2ND AFC WEST)
Sep 2	74,788	10-0	W	Cincinnati Bengals (Mile High Stadium)
Sep 6	74,884	9-13	L	Los Angeles Rams (Mile High Stadium) (Thur night)
Sep 16	57,677	20-17*	W	Atlanta Falcons (Atlanta Stadium) (* O/T)
Sep 23	74,879	37-34	W	Seattle Seahawks (Mile High Stadium)
Sep 30	52,632	3-27	L	Oakland Raiders (Oakland Coliseum)
Oct 7	74,997	7-0	W	San Diego Chargers (Mile High Stadium)
Oct 14	74,292	24-10	W	Kansas City Chiefs (Arrowhead Stadium)
Oct 22	49,699	7-42	L	Pittsburgh Steelers (Three Rivers Stadium) (Mon night)
Oct 28	74,908	20-3	W	Kansas City Chiefs (Mile High Stadium)
Nov 4	74,482	10-3	W	New Orleans Saints (Mile High Stadium)
Nov 11	74,379	45-10	W	New England Patriots (Mile High Stadium)
Nov 18	42,910	38-28	W	San Francisco 49ers (Candlestick Park)
Nov 25	74,186	10-14	L	Oakland Raiders (Mile High Stadium)
Dec 2	37,886	19-16	W	Buffalo Bills (Rich Stadium)
Dec 8	60,038	23-28	L	Seattle Seahawks (Kingdome) (Sat)
Dec 17	51,906	7-17	L	San Diego Chargers (San Diego Stadium) (Mon night)
	1,024,543	289-262		

—1979 AFC FIRST-ROUND (WILD CARD) PLAYOFF GAME—				
Dec 23	48,776	7-13	L	Houston Oilers (Astrodome)

## 1980 • HEAD COACH RED MILLER

1980 PRE-SEASON				BRONCOS WON 2, LOST 2.
Aug 9	67,532	17-6	W	Cincinnati Bengals (Mile High Stadium) (Sat night)
Aug 16	30,904	6-9	L	New York Giants (Giants Stadium) (Sat night)
Aug 23	73,946	13-26	L	Los Angeles Rams (Mile High Stadium) (Sat night)
Aug 30	53,060	38-0	W	Green Bay Packers (Lambeau Field) (Sat night)
	225,442	74-41		

1980 REGULAR SEASON				BRONCOS WON 8, LOST 8. (4TH AFC WEST)
Sep 7	70,307	6-27	L	Philadelphia Eagles (Veterans Stadium)
Sep 14	74,919	41-20	W	Dallas Cowboys (Mile High Stadium)
Sep 21	74,970	13-30	L	San Diego Chargers (Mile High Stadium)
Sep 29	59,602	14-23	L	New England Patriots (Schaefer Stadium) (Mon night)
Oct 5	81,065	19-16	W	Cleveland Browns (Cleveland Stadium)
Oct 13	74,857	20-17	W	Washington Redskins (Mile High Stadium) (Mon night)
Oct 19	74,459	17-23	L	Kansas City Chiefs (Mile High Stadium)
Oct 26	67,598	14-9	W	New York Giants (Giants Stadium)
Nov 2	74,717	16-20	L	Houston Oilers (Mile High Stadium)
Nov 9	51,435	20-13	W	San Diego Chargers (San Diego Stadium)
Nov 16	72,114	31-24	W	New York Jets (Mile High Stadium)
Nov 23	73,274	36-20	W	Seattle Seahawks (Mile High Stadium)
Dec 1	51,583	3-9	L	Oakland Raiders (Oakland Coliseum) (Mon night)
Dec 7	40,237	14-31	L	Kansas City Chiefs (Arrowhead Stadium)
Dec 14	73,974	21-24	L	Oakland Raiders (Mile High Stadium)
Dec 21	51,853	25-17	W	Seattle Seahawks (Kingdome)
	1,066,764	310-323		

## 1981 • HEAD COACH DAN REEVES

1981 PRE-SEASON			BRONCOS WON 2, LOST 2.	
Aug 7	63,644	7-33	L	New York Jets (Mile High Stadium) (Fri night)
Aug 15	41,502	14-24	L	Miami Dolphins (Orange Bowl) (Sat night)
Aug 22	72,450	17-7	W	Green Bay Packers (Mile High Stadium) (Sat night)
Aug 29	41,713	24-20	W	Cincinnati Bengals (Riverfront Stadium) (Sat night)
219,309			62-84	

1981 REGULAR SEASON			BRONCOS WON 10, LOST 6. (TIE 1ST AFC WEST)	
Sep 6	74,796	9-7	W	Oakland Raiders (Mile High Stadium)
Sep 13	58,513	10-13	L	Seattle Seahawks (Kingdome)
Sep 20	74,804	28-10	W	Baltimore Colts (Mile High Stadium)
Sep 27	74,844	42-24	W	San Diego Chargers (Mile High Stadium)
Oct 4	51,035	17-0	W	Oakland Raiders (Oakland Coliseum)
Oct 11	74,816	27-21	W	Detroit Lions (Mile High Stadium)
Oct 18	74,672	14-28	L	Kansas City Chiefs (Arrowhead Stadium)
Oct 25	77,757	7-9	L	Buffalo Bills (Rich Stadium)
Nov 2	74,834	19-17	W	Minnesota Vikings (Mile High Stadium) (Mon night)
Nov 8	74,859	23-20*	W	Cleveland Browns (Mile High Stadium) (* O/T)
Nov 15	64,518	24-7	W	Tampa Bay Buccaneers (Tampa Stadium)
Nov 22	57,207	21-38	L	Cincinnati Bengals (Riverfront Stadium)
Nov 29	51,533	17-34	L	San Diego Chargers (San Diego Stadium)
Dec 6	74,744	16-13	W	Kansas City Chiefs (Mile High Stadium)
Dec 13	74,527	23-13	W	Seattle Seahawks (Mile High Stadium)
Dec 20	40,125	24-35	L	Chicago Bears (Soldier Field)
1,073,636			321-289	

## 1982 • HEAD COACH DAN REEVES

1982 PRE-SEASON			BRONCOS WON 4.	
Aug 14	57,482	33-20	W	Los Angeles Rams (Anaheim Stadium) (Sat night)
Aug 21	74,465	17-14	W	Miami Dolphins (Mile High Stadium) (Sat night)
Aug 28	73,371	27-17	W	Minnesota Vikings (Mile High Stadium) (Sat night)
Sep 4	43,820	20-13	W	New York Jets (Giants Stadium) (Sat night)
249,138			97-64	

1982 REGULAR SEASON			BRONCOS WON 2, LOST 7. (5TH AFC WEST)	
Sep 12	73,564	3-23	L	San Diego Chargers (Mile High Stadium)
Sep 19	73,899	24-21	W	San Francisco 49ers (Mile High Stadium)
57 DAY PLAYER STRIKE CANCELS 8 GAMES				
Nov 21	73,916	10-17	L	Seattle Seahawks (Mile High Stadium)
Nov 28	47,629	20-30	L	San Diego Chargers (San Diego Stadium)
Dec 5	73,984	27-34	L	Atlanta Falcons (Mile High Stadium)
Dec 12	48,112	27-24	W	Los Angeles Rams (Anaheim Stadium)
Dec 19	74,192	16-37	L	Kansas City Chiefs (Mile High Stadium)
Dec 26	44,160	10-27	L	Los Angeles Raiders (L.A. Coliseum)
Jan 2	43,145	11-13	L	Seattle Seahawks (Kingdome) (Resked Nov 7)
552,601			148-226	

## 1983 • HEAD COACH DAN REEVES

1983 PRE-SEASON			BRONCOS WON 3, LOST 1.	
Aug 5	53,887	10-7	W	Seattle Seahawks (Mile High Stadium) (Fri night)
Aug 13	73,199	21-10	W	Atlanta Falcons (Mile High Stadium) (Sat night)
Aug 20	73,244	19-10	W	Cleveland Browns (Mile High Stadium) (Sat night)
Aug 26	59,435	3-34	L	Minnesota Vikings (Met Stadium) (Fri night)
259,765			53-61	

1983 REGULAR SEASON			BRONCOS WON 9, LOST 7. (3RD AFC WEST)	
Sep 4	58,233	14-10	W	Pittsburgh Steelers (Three Rivers Stadium)
Sep 11	52,613	17-10	W	Baltimore Colts (Memorial Stadium)
Sep 18	74,202	10-13	L	Philadelphia Eagles (Mile High Stadium)
Sep 25	74,289	7-22	L	Los Angeles Raiders (Mile High Stadium)
Oct 2	58,210	14-31	L	Chicago Bears (Soldier Field)
Oct 9	44,209	26-14	W	Houston Oilers (Astrodome)
Oct 16	74,305	24-17	W	Cincinnati Bengals (Mile High Stadium)
Oct 23	74,581	14-6	W	San Diego Chargers (Mile High Stadium)
Oct 30	74,640	27-24	W	Kansas City Chiefs (Mile High Stadium)
Nov 6	61,189	19-27	L	Seattle Seahawks (Kingdome)
Nov 13	51,945	20-22	L	Los Angeles Raiders (L.A. Coliseum)
Nov 20	74,710	38-27	W	Seattle Seahawks (Mile High Stadium)
Nov 27	43,650	7-31	L	San Diego Chargers (San Diego Stadium)
Dec 4	70,912	27-6	W	Cleveland Browns (Mile High Stadium)
Dec 11	74,854	21-19	W	Baltimore Colts (Mile High Stadium)
Dec 18	11,377	17-48	L	Kansas City Chiefs (Arrowhead Stadium)
973,188			302-327	

1983 AFC FIRST-ROUND (WILD CARD) PLAYOFF GAME		
Dec 24	64,275	7-31 L
Seattle Seahawks (Kingdome) (Sat)		

## 1984 • HEAD COACH DAN REEVES

1984 PRE-SEASON			BRONCOS WON 3, LOST 1.	
Aug 4	31,716	13-16	L	Washington Redskins (Mile High Stadium) (Sat night)
Aug 11	70,211	21-20	W	San Francisco 49ers (Mile High Stadium) (Sat night)
Aug 18	68,951	31-0	W	Indianapolis Colts (Mile High Stadium) (Sat night)
Aug 24	30,968	24-13	W	Atlanta Falcons (Atlanta Stadium) (Fri night)
201,866			89-49	

## 1984 REGULAR SEASON — BRONCOS WON 13, LOST 3. (1ST AFC WEST)

Sep 2	74,178	20-17	W	Cincinnati Bengals (Mile High Stadium)
Sep 9	54,335	0-27	L	Chicago Bears (Soldier Field)
Sep 16	61,980	24-14	W	Cleveland Browns (Cleveland Stadium)
Sep 23	74,263	21-0	W	Kansas City Chiefs (Mile High Stadium)
Sep 30	74,833	16-13	W	Los Angeles Raiders (Mile High Stadium)
Oct 7	55,836	28-7	W	Detroit Lions (Silverdome)
Oct 15	62,546	17-14	W	Green Bay Packers (Mile High Stadium) (Mon night)
Oct 21	31,204	37-7	W	Buffalo Bills (Rich Stadium)
Oct 28	91,020	22-19*	W	Los Angeles Raiders (L.A. Coliseum) (* O/T)
Nov 4	74,908	26-19	W	New England Patriots (Mile High Stadium)
Nov 11	53,162	16-13	W	San Diego Chargers (San Diego Stadium)
Nov 18	74,716	42-21	W	Minnesota Vikings (Mile High Stadium)
Nov 25	74,922	24-27	L	Seattle Seahawks (Mile High Stadium)
Dec 2	38,494	13-16	L	Kansas City Chiefs (Arrowhead Stadium)
Dec 9	74,867	16-13	W	San Diego Chargers (Mile High Stadium)
Dec 15	64,411	31-14	W	Seattle Seahawks (Kingdome) (Sat)
1,032,737			353-241	

## 1984 AFC DIVISIONAL PLAYOFF GAME —

Dec 30	74,981	17-24	L	Pittsburgh Steelers (Mile High Stadium)
--------	--------	-------	---	---

## 1985 • HEAD COACH DAN REEVES

1985 PRE-SEASON			BRONCOS WON 2, LOST 2.	
Aug 10	49,374	20-30	L	New York Giants (Mile High Stadium) (Sat night)
Aug 19	55,425	20-13	W	San Francisco 49ers (Candlestick Park) (Mon night)
Aug 24	71,406	20-3	W	Indianapolis Colts (Mile High Stadium) (Sat night)
Aug 30	69,373	9-13	L	Minnesota Vikings (Mile High Stadium) (Fri night)
245,578			69-59	

1985 REGULAR SEASON			BRONCOS WON 11, LOST 5. (2ND AFC WEST)	
Sep 8	52,522	16-20	L	Los Angeles Rams (Anaheim Stadium)
Sep 15	74,488	34-23	W	New Orleans Saints (Mile High Stadium)
Sep 22	37,903	44-28	W	Atlanta Falcons (Atlanta Stadium)
Sep 29	73,614	26-30	L	Miami Dolphins (Mile High Stadium)
Oct 6	74,699	31-20	W	Houston Oilers (Mile High Stadium)
Oct 13	60,128	15-10	W	Indianapolis Colts (Hoosier Dome)
Oct 20	74,899	13-10*	W	Seattle Seahawks (Mile High Stadium) (* O/T)
Oct 27	68,248	30-10	W	Kansas City Chiefs (Arrowhead Stadium)
Nov 3	57,312	10-30	L	San Diego Chargers (San Diego Stadium)
Nov 11	73,173	17-16	W	San Francisco 49ers (Mile High Stadium) (Mon night)
Nov 17	74,376	30-24*	W	San Diego Chargers (Mile High Stadium) (* O/T)
Nov 24	63,161	28-31*	L	Los Angeles Raiders (L.A. Coliseum) (* O/T)
Dec 1	56,797	31-23	W	Pittsburgh Steelers (Three Rivers Stadium)
Dec 8	75,042	14-17*	L	Los Angeles Raiders (Mile High Stadium) (* O/T)
Dec 14	69,209	14-13	W	Kansas City Chiefs (Mile High Stadium) (Sat)
Dec 20	56,283	27-24	W	Seattle Seahawks (Kingdome) (Fri night)
1,041,854			380-329	

## 1986 • HEAD COACH DAN REEVES

1986 PRE-SEASON			BRONCOS WON 2, LOST 2.	
Aug 9	47,408	7-10	L	New Orleans Saints (Mile High Stadium) (Sat night)
Aug 16	53,193	27-29	L	Minnesota Vikings (Metrodome) (Sat night)
Aug 23	73,592	14-9	W	San Francisco 49ers (Mile High Stadium) (Sat night)
Aug 29	71,737	19-10	W	Los Angeles Rams (Mile High Stadium) (Fri night)
245,930			67-48	

1986 REGULAR SEASON			BRONCOS WON 11, LOST 5. (1ST AFC WEST)	
Sep 7	75,695	38-36	W	Los Angeles Raiders (Mile High Stadium)
Sep 15	57,305	21-10	W	Pittsburgh Steelers (Three Rivers Stadium) (Mon night)
Sep 21	63,839	33-7	W	Philadelphia Eagles (Veterans Stadium)
Sep 28	75,804	27-20	W	New England Patriots (Mile High Stadium)
Oct 5	76,082	29-14	W	Dallas Cowboys (Mile High Stadium)
Oct 12	55,662	31-14	W	San Diego Chargers (San Diego Stadium)
Oct 20	73,759	10-22	L	New York Jets (Giants Stadium) (Mon night)
Oct 26	76,089	20-13	W	Seattle Seahawks (Mile High Stadium)
Nov 2	90,153	21-10	W	Los Angeles Raiders (L.A. Coliseum)
Nov 9	75,012	3-9	L	San Diego Chargers (Mile High Stadium)
Nov 16	75,745	38-17	W	Kansas City Chiefs (Mile High Stadium)
Nov 23	75,116	16-19	L	New York Giants (Giants Stadium)
Nov 30	58,705	34-28	W	Cincinnati Bengals (Mile High Stadium)
Dec 7	47,019	10-37	L	Kansas City Chiefs (Arrowhead Stadium)
Dec 13	75,905	31-30	W	Washington Redskins (Mile High Stadium) (Sat)
Dec 20	63,697	16-41	L	Seattle Seahawks (Kingdome) (Sat)
1,178,074			378-327	

## 1986 AFC DIVISIONAL PLAYOFF GAME —

Jan 4	75,262	22-17	W	New England Patriots (Mile High Stadium)
-------	--------	-------	---	--

## 1986 AFC CHAMPIONSHIP GAME —

Jan 11	79,973	23-20*	W	Cleveland Browns (Cleveland Stadium) (* O/T)
--------	--------	--------	---	--

## 1986 SUPER BOWL TWENTY-ONE — (XXI)

Jan 25	101,063	20-39	L	New York Giants (Pasadena Rose Bowl)
--------	---------	-------	---	--------------------------------------



## 1987 • HEAD COACH DAN REEVES

## —1987 PRE-SEASON—

BRONCOS WON 3, LOST 2.			
Aug 9	72,786	27-28	L Los Angeles Rams (London Wembley Stadium)
Aug 15	67,500	20-14	W Green Bay Packers (Tempe Sun Devil Stadium) (Sat night)
Aug 24	74,288	31-28	W Miami Dolphins (Mile High Stadium) (Mon night)
Aug 29	54,254	24-20	W Los Angeles Rams (Anaheim Stadium) (Sat night)
Sep 3	74,081	17-27	L Minnesota Vikings (Mile High Stadium) (Thur night)
	342,909	119-117	

## —1987 REGULAR SEASON—

BRONCOS WON 10, LOST 4, 1 TIE. (1ST AFC WEST)			
Sep 13	75,999	40-17	W Seattle Seahawks (Mile High Stadium)
Sep 20	50,624	17-17*	T Green Bay Packers (Milwaukee County Stadium) (* O/T)
Sep 28			GAME CANCELLED (Broncos at Cleveland) (Mon night)
Oct 4	38,494	10-40	L †Houston Oilers (Mile High Stadium)
Oct 12	61,230	30-14	W †Los Angeles Raiders (Mile High Stadium) (Mon night)
Oct 18	20,296	26-17	W †Kansas City Chiefs (Arrowhead Stadium)
			† "Replacement Games"
Oct 26	51,011	27-34	L Minnesota Vikings (Metrodome) (Mon night)
Nov 1	75,172	34-0	W Detroit Lions (Mile High Stadium)
Nov 8	63,698	14-21	L Buffalo Bills (Rich Stadium)
Nov 16	75,783	31-29	W Chicago Bears (Mile High Stadium) (Mon night)
Nov 22	61,318	23-17	W Los Angeles Raiders (L.A. Coliseum)
Nov 29	61,880	31-17	W San Diego Chargers (San Diego Stadium)
Dec 6	75,795	31-20	W New England Patriots (Mile High Stadium)
Dec 13	61,759	21-28	L Seattle Seahawks (Kingdome)
Dec 19	75,053	20-17	W Kansas City Chiefs (Mile High Stadium) (Sat)
Dec 27	37,500	24-0	W San Diego Chargers (Mile High Stadium)
	869,301	379-288	

## —1987 AFC DIVISIONAL PLAYOFF GAME—

Jan 10	75,440	34-10	W Houston Oilers (Mile High Stadium)
--------	--------	-------	--------------------------------------

## —1987 AFC CHAMPIONSHIP GAME—

Jan 17	76,197	38-33	W Cleveland Browns (Mile High Stadium)
--------	--------	-------	--

## —1987 SUPER BOWL TWENTY-TWO—(XXII)

Jan 31	73,302	10-42	L Washington Redskins (San Diego—Jack Murphy Stadium)
--------	--------	-------	---

## 1988 • HEAD COACH DAN REEVES

## —1988 PRE-SEASON—

BRONCOS WON 3, LOST 1.			
Aug 3	43,978	40-31	W Los Angeles Rams (Anaheim Stadium) (Wed night)
Aug 13	75,067	34-24	W San Francisco 49ers (Mile High Stadium) (Sat night)
Aug 19	49,795	13-16*	L Miami Dolphins (Joe Robbie Stadium) (Fri night) (* O/T)
Aug 25	73,957	21-20	W Indianapolis Colts (Mile High Stadium) (Thur night)
	242,797	108-91	

## —1988 REGULAR SEASON—

BRONCOS WON 8, LOST 8. (2ND AFC WEST)			
Sep 4	75,986	14-21	L Seattle Seahawks (Mile High Stadium)
Sep 11	75,359	34-3	W San Diego Chargers (Mile High Stadium)
Sep 18	63,268	13-20	L Kansas City Chiefs (Arrowhead Stadium)
Sep 26	75,964	27-30*	L Los Angeles Raiders (Mile High Stadium) (Mon night) (* O/T)
Oct 2	55,763	12-0	W San Diego Chargers (San Diego Stadium)
Oct 9	61,711	16-13*	W San Francisco 49ers (Candlestick Park) (* O/T)
Oct 16	75,287	30-14	W Atlanta Falcons (Mile High Stadium)
Oct 23	49,811	21-39	L Pittsburgh Steelers (Three Rivers Stadium)
Oct 31	60,544	23-55	L Indianapolis Colts (Hoosier Dome) (Mon night)
Nov 6	74,227	17-11	W Kansas City Chiefs (Mile High Stadium)
Nov 13	75,806	30-7	W Cleveland Browns (Mile High Stadium)
Nov 20	68,075	0-42	L New Orleans Saints (Superdome)
Nov 27	74,141	35-24	W Los Angeles Rams (Mile High Stadium)
Dec 4	65,561	20-21	L Los Angeles Raiders (L.A. Coliseum)
Dec 11	62,838	14-42	L Seattle Seahawks (Kingdome)
Dec 17	70,910	21-10	W New England Patriots (Mile High Stadium) (Sat)
	1,085,251	327-352	

## 1989 • HEAD COACH DAN REEVES

## —1989 PRE-SEASON—

BRONCOS WON 2, LOST 2.			
Aug 12	70,049	17-13	W Los Angeles Rams (Mile High Stadium) (Sat night)
Aug 19	58,641	17-35	L San Francisco 49ers (Candlestick Park) (Sat night)
Aug 26	74,076	24-21*	W Dallas Cowboys (Mile High Stadium) (Sat night) (* O/T)
Sep 2	55,128	34-38	L Indianapolis Colts (Hoosier Dome) (Sat night)
	257,894	92-107	

## —1989 REGULAR SEASON—

BRONCOS WON 11, LOST 5. (1ST AFC WEST)			
Sep 10	74,284	34-20	W Kansas City Chiefs (Mile High Stadium)
Sep 18	78,176	28-14	W Buffalo Bills (Rich Stadium) (Mon night)
Sep 24	75,754	31-21	W Los Angeles Raiders (Mile High Stadium)
Oct 1	78,637	13-16	L Cleveland Browns (Cleveland Stadium)
Oct 8	75,222	16-10	W San Diego Chargers (Mile High Stadium)
Oct 15	74,880	14-3	W Indianapolis Colts (Mile High Stadium)
Oct 22	62,353	24-21*	W Seattle Seahawks (Kingdome) (* O/T)

Oct 29	75,065	24-28	L Philadelphia Eagles (Mile High Stadium)
Nov 5	74,739	34-7	W Pittsburgh Steelers (Mile High Stadium)
Nov 12	76,245	16-13	W Kansas City Chiefs (Arrowhead Stadium)
Nov 20	52,975	14-10	W Washington Redskins (RFK Stadium) (Mon night)
Nov 26	75,117	41-14	W Seattle Seahawks (Mile High Stadium)
Dec 3	87,560	13-16*	L Los Angeles Raiders (L.A. Coliseum) (* O/T)
Dec 10	63,283	7-14	L New York Giants (Mile High Stadium)
Dec 16	56,071	37-0	W Phoenix Cardinals (Sun Devil Stadium) (Sat)
Dec 24	50,524	16-19	L San Diego Chargers (San Diego Stadium)
	1,130,686	362-226	

## —1989 AFC DIVISIONAL PLAYOFF GAME—

Jan 7	75,477	24-23	W Pittsburgh Steelers (Mile High Stadium)
-------	--------	-------	---

## —1989 AFC CHAMPIONSHIP GAME—

Jan 14	76,046	37-21	W Cleveland Browns (Mile High Stadium)
--------	--------	-------	--

## —1989 SUPER BOWL TWENTY FOUR—(XXIV)

Jan 28	72,919	10-55	L San Francisco 49ers (New Orleans Superdome)
--------	--------	-------	---

## 1990 • HEAD COACH DAN REEVES

## —1990 PRE-SEASON—

BRONCOS WON 3, LOST 2.			
Aug 5	48,827	10-7	W Seattle Seahawks (Tokyo, Japan) (American Bowl)
Aug 11	51,044	16-7	W Indianapolis Colts (Hoosier Dome) (Sat night)
Aug 20	74,164	24-27	L San Francisco 49ers (Mile High Stadium) (Mon night)
Aug 25	44,897	16-17	L Miami Dolphins (Joe Robbie Stadium) (Sat night)
Aug 31	71,082	25-14	W Phoenix Cardinals (Mile High Stadium) (Fri night)
	290,014	91-72	

## —1990 REGULAR SEASON—

BRONCOS WON 5, LOST 11. (5TH AFC WEST)			
Sep 9	54,206	9-14	L Los Angeles Raiders (L.A. Coliseum)
Sep 17	75,277	24-23	W Kansas City Chiefs (Mile High Stadium) (Mon night)
Sep 23	75,290	34-31*	W Seattle Seahawks (Mile High Stadium) (* O/T)
Sep 30	74,393	28-29	L Buffalo Bills (Rich Stadium)
Oct 8	74,814	29-30	L Cleveland Browns (Mile High Stadium) (Mon night)
Oct 14	74,285	17-34	L Pittsburgh Steelers (Mile High Stadium)
Oct 21	29,850	27-17	W Indianapolis Colts (Hoosier Dome)
Nov 4	57,331	22-27	L Minnesota Vikings (Metrodome)
Nov 11	59,557	7-19	L San Diego Chargers (San Diego Stadium)
Nov 18	75,013	13-16*	L Chicago Bears (Mile High Stadium) (* O/T)
Nov 22	73,896	27-40	L Detroit Lions (Silverdome) (Thur)
Dec 2	74,162	20-23	L Los Angeles Raiders (Mile High Stadium)
Dec 9	74,347	20-31	L Kansas City Chiefs (Arrowhead Stadium)
Dec 16	64,919	20-10	W San Diego Chargers (Mile High Stadium) (Sat)
Dec 23	55,845	12-17	L Seattle Seahawks (Kingdome)
Dec 30	46,943	22-13	W Green Bay Packers (Mile High Stadium)
	1,071,128	331-374	(Bye Oct 28)

## 1991 • HEAD COACH DAN REEVES

## —1991 PRE-SEASON—

BRONCOS WON 2, LOST 3.			
Jul 27	23,815	3-14	L Detroit Lions (Canton, Ohio Hall of Fame) (Sat)
Aug 2	75,375	10-3	W Indianapolis Colts (Mile High Stadium) (Fri night)
Aug 7	54,170	6-24	L San Francisco 49ers (Candlestick Park) (Wed night)
Aug 19	72,555	21-13	W Miami Dolphins (Mile High Stadium) (Mon night)
Aug 23	38,372	10-34	L Phoenix Cardinals (Sun Devil Stadium) (Fri night)
	264,287	50-88	

## —1991 REGULAR SEASON—

BRONCOS WON 12, LOST 4. (1ST AFC WEST)			
Sep 1	72,855	45-14	W Cincinnati Bengals (Mile High Stadium)
Sep 8	48,569	13-16	L Los Angeles Raiders (L.A. Coliseum)
Sep 15	74,152	16-10	W Seattle Seahawks (Mile High Stadium)
Sep 22	73,258	27-19	W San Diego Chargers (Mile High Stadium)
Sep 29	55,031	13-6	W Minnesota Vikings (Metrodome)
Oct 6	59,145	14-42	L Houston Oilers (Astrodome)
Oct 20	75,866	19-16	W Kansas City Chiefs (Mile High Stadium)
Oct 27	43,994	9-6	W New England Patriots (Foxboro Stadium)
Nov 3	70,973	20-13	W Pittsburgh Steelers (Mile High Stadium)
Nov 10	75,896	16-17	L Los Angeles Raiders (Mile High Stadium)
Nov 17	74,661	24-20	W Kansas City Chiefs (Arrowhead Stadium)
Nov 24	80,430	10-13	L Seattle Seahawks (Kingdome)
Dec 1	67,116	20-3	W New England Patriots (Mile High Stadium)
Dec 8	73,539	17-7	W Cleveland Browns (Cleveland Stadium)
Dec 15	74,098	24-19	W Phoenix Cardinals (Mile High Stadium)
Dec 22	51,449	17-14	W San Diego Chargers (San Diego Stadium)
	1,053,275	304-235	(Bye Oct 13)

## —1991 AFC DIVISIONAL PLAYOFF GAME—

Jan 4	75,301	26-24	W Houston Oilers (Mile High Stadium) (Sat)
-------	--------	-------	--

## —1991 AFC CHAMPIONSHIP GAME—

Jan 12	80,272	7-10	L Buffalo Bills (Rich Stadium)
--------	--------	------	--------------------------------

## 1992 • HEAD COACH DAN REEVES

## 1992 PRE-SEASON

Aug 3	50,435	7-13	L
Aug 8	66,521	31-10	W
Aug 15	60,813	27-31	L
Aug 22	61,485	3-17	L
Aug 28	66,743	17-21	L
	305,997	75-92	

## BRONCOS WON 1, LOST 4.

San Francisco 49ers (Candlestick Park) (Mon night)
Tampa Bay Buccaneers (Mile High Stadium) (Sat night)
Miami Dolphins (Berlin American Bowl) (Sat)
Dallas Cowboys (Texas Stadium) (Sat night)
Phoenix Cardinals (Mile High Stadium) (Fri night)

## 1992 REGULAR SEASON

Sep 6	75,418	17-13	W
Sep 13	74,367	21-13	W
Sep 20	65,833	0-30	L
Sep 27	78,064	12-0	W
Oct 4	75,629	20-19	W
Oct 12	56,371	17-34	L
Oct 18	74,827	27-21	W
Oct 25	53,576	21-24	L
Nov 8	74,678	27-16	W
Nov 15	75,269	27-13	W
Nov 22	50,011	0-24	L
Nov 30	51,612	13-16*	L
Dec 6	74,946	27-31	L
Dec 12	71,740	17-27	L
Dec 20	72,570	10-6	W
Dec 27	76,240	20-42	L
	1,108,833	262-329	

## BRONCOS WON 8, LOST 8. (3RD AFC WEST)

Los Angeles Raiders (Mile High Stadium)
San Diego Chargers (Mile High Stadium)
Philadelphia Eagles (Veterans Stadium)
Cleveland Browns (Cleveland Stadium)
Kansas City Chiefs (Mile High Stadium)
Washington Redskins (RFK Stadium) (Mon night)
Houston Oilers (Mile High Stadium)
San Diego Chargers (Jack Murphy Stadium)
New York Jets (Mile High Stadium)
New York Giants (Mile High Stadium)
Los Angeles Raiders (L.A. Coliseum)
Seattle Seahawks (Kingdome) (Mon night) (* O/T)
Dallas Cowboys (Mile High Stadium)
Buffalo Bills (Rich Stadium) (Sat)
Seattle Seahawks (Mile High Stadium)
Kansas City Chiefs (Arrowhead Stadium)
(Bye Nov 1)

## 1993 • HEAD COACH WADE PHILLIPS

## 1993 PRE-SEASON

Aug 7	38,020	23-7	W
Aug 16	71,921	13-16	L
Aug 20	59,383	34-24	W
Aug 27	44,207	9-34	L
	213,531	79-81	

## BRONCOS WON 2, LOST 2.

Tampa Bay Buccaneers (Tampa Stadium) (Sat night)
San Francisco 49ers (Mile High Stadium) (Mon night)
Miami Dolphins (Mile High Stadium) (Fri night)
Phoenix Cardinals (Sun Devil Stadium) (Fri night)

## 1993 REGULAR SEASON

Sep 5	68,130	26-20	W
Sep 12	75,074	34-17	W
Sep 20	78,453	7-15	L
Oct 3	74,953	35-13	W
Oct 10	58,943	27-30	L
Oct 18	75,712	20-23	L
Oct 31	73,644	28-17	W
Nov 7	77,818	29-14	W
Nov 14	67,329	23-26	L
Nov 21	74,840	37-13	W
Nov 28	57,812	17-9	W
Dec 5	60,233	10-13	L
Dec 12	75,822	27-21	W
Dec 18	53,056	13-3	W
Dec 26	73,434	10-17	L
Jan 2	66,904	30-33*	L
	1,112,157	373-284	

## BRONCOS WON 9, LOST 7. (3RD AFC WEST)

New York Jets (Giants Stadium)
San Diego Chargers (Mile High Stadium)
Kansas City Chiefs (Arrowhead Stadium) (Mon night)
Indianapolis Colts (Mile High Stadium)
Green Bay Packers (Lambeau Field) (Sun night)
Los Angeles Raiders (Mile High Stadium) (Mon night)
Seattle Seahawks (Mile High Stadium)
Cleveland Browns (Cleveland Stadium)
Minnesota Vikings (Mile High Stadium)
Pittsburgh Steelers (Mile High Stadium)
Seattle Seahawks (Kingdome)
San Diego Chargers (Jack Murphy Stadium)
Kansas City Chiefs (Mile High Stadium)
Chicago Bears (Soldier Field) (Sat)
Tampa Bay Buccaneers (Mile High Stadium)
Los Angeles Raiders (L.A. Coliseum) (* O/T)
(Bye Sep 26 and Oct 24)

## 1993 AFC FIRST-ROUND (WILD CARD) PLAYOFF GAME

Jan 9	65,314	24-42	L
			Los Angeles Raiders (L.A. Coliseum)

## 1994 • HEAD COACH WADE PHILLIPS

## 1994 PRE-SEASON

Jul 31	37,406	22-25	L
Aug 6	72,231	37-16	W
Aug 12	52,429	3-20	L
Aug 21	63,923	10-34	L
Aug 25	70,075	30-21	W
	258,695	102-116	

## BRONCOS WON 2, LOST 3.

Los Angeles Raiders (Barcelona American Bowl)
Atlanta Falcons (Mile High Stadium) (Sat night)
San Francisco (Candlestick Park) (Fri night)
Dallas (Texas Stadium)
Arizona (Mile High Stadium) (Thur night)

## 1994 REGULAR SEASON

Sep 4	74,032	34-37	L
Sep 11	73,436	22-25*	L
Sep 18	75,764	16-48	L
Sep 26	75,373	20-27	L
Oct 9	63,872	16-9	W
Oct 17	75,151	28-31	L
Oct 23	61,626	20-15	W
Oct 30	73,190	26-14	W
Nov 6	48,103	21-27	L
Nov 13	71,290	17-10	W
Nov 20	70,594	32-28	W
Nov 27	69,714	15-13	W
Dec 4	77,631	20-17*	W
Dec 11	60,016	13-23	L
Dec 17	64,884	19-42	L
Dec 24	64,445	28-30	L
	1,099,121	347-386	

## BRONCOS WON 7, LOST 9. (4TH AFC WEST)

San Diego (Mile High Stadium)
N.Y. Jets (Giants Stadium) (*O/T)
L.A. Raiders (Mile High Stadium)
Buffalo (Rich Stadium) (Mon night)
Seattle (Husky Stadium)
Kansas City (Mile High Stadium) (Mon night)
San Diego (Jack Murphy Stadium)
Cleveland (Mile High Stadium)
L.A. Rams (Anaheim Stadium)
Seattle (Mile High Stadium)
Atlanta (Mile High Stadium)
Cincinnati (Mile High Stadium)
Kansas City (Arrowhead Stadium) (*O/T)
L.A. Raiders (L.A. Coliseum)
San Francisco (Candlestick Park) (Sat)
New Orleans (Mile High Stadium) (Sat)

## REGULAR SEASON SERIES RECORDS

## ARIZONA CARDINALS

(St. Louis Cardinals 1960-1987)  
(Phoenix Cardinals 1988-93)

1973—Den 17, At SL 17
1977—At Den 7, SL 0
1989—Den 37, At Phx 0
1991—At Den 24, Phx 19
(RS: Broncos 3, Cardinals 0, 1 tie)

## ATLANTA FALCONS

1970—At Den 24, All 10
1972—At Atl 23, Den 20
1975—At Atl 35, Den 21
1979—Den 20, At Atl 17 (OT)
1982—Atl 34, At Den 27
1985—Den 44, At Atl 28
1988—At Den 30, Atl 14
1994—At Den 32, Atl 28
(RS: Broncos 5, Falcons 3)

## BUFFALO BILLS

1960—Den 27, At Buf 21
1960—At Den 38, Buf 38 (tie)
1961—Den 22, At Buf 10
1961—Buf 23, At Den 10
1962—Den 23, At Buf 20
1962—Buf 45, At Den 38
1963—Buf 30, At Den 28
1963—At Buf 27, Den 17
1964—At Buf 30, Den 13
1964—Buf 30, At Den 19
1965—Buf 30, At Den 15
1965—At Buf 31, Den 13
1966—At Buf 38, Den 21
1967—Buf 17, At Den 16
1967—Den 21, At Buf 20
1968—At Den 34, Buf 32
1969—At Buf 41, Den 28
1970—Den 25, At Buf 10
1975—At Buf 38, Den 14
1977—At Den 26, Buf 6
1979—Den 19, At Buf 16
1981—At Buf 9, Den 7
1984—Den 37, At Buf 7
1987—At Buf 21, Den 14
1989—Den 28, At Buf 21
1990—At Buf 29, Den 28
1991—At Buf 10, Den 7*
1992—At Buf 27, Den 17
1994—At Buf 27, Den 20
(RS: Broncos 10, Bills 17, 1 tie)
(PS: Broncos 0, Bills 1)
*AFC Championship

## CHICAGO BEARS

1971—At Den 6, Chi 3
1973—Chi 33, At Den 14
1976—Den 28, At Chi 14
1978—At Den 16, Chi 7
1981—At Chi 35, Den 24
1983—At Chi 31, Den 14
1984—At Chi 27, Den 0
1986—At Den 31, Chi 29
1990—Chi 16, At Den 13 (OT)
1993—Den 13, At Chi 3
(RS: Broncos 5, Bears 5)

## CINCINNATI BENGALS

1968—At Cin 24, Den 10
1968—At Den 10, Cin 7
1969—Den 30, At Cin 23
1969—At Den 27, Cin 16
1971—Cin 24, At Den 10
1972—At Cin 21, Den 10
1973—At Den 28, Cin 10
1975—Cin 17, At Den 16
1976—At Cin 17, Den 7
1977—Den 24, At Cin 13
1979—At Den 10, Cin 0
1981—At Cin 38, Den 21
1983—At Den 24, Cin 17
1984—At Den 20, Cin 17

1986—At Den 34, Cin 28

1991—At Den 45, Cin 14

1994—At Den 15, Cin 13

(RS: Broncos 11, Bengals 6)

## CLEVELAND BROWNS

1970—Cle 27, At Den 13
1971—Den 27, At Cle 0
1972—Cle 27, At Den 20
1974—At Cle 23, Den 21
1975—At Den 16, Cle 15
1976—At Den 44, Cle 13
1978—Den 19, At Cle 7
1980—Den 19, At Cle 16
1981—At Den 23, Cle 20 (OT)
1983—At Den 27, Cle 6
1984—Den 24, At Cle 14
1986—Den 23, At Cle 20 (OT)*
1987—At Den 38, Cle 33*
1988—At Den 30, Cle 7
1989—At Cle 16, Den 13
1989—At Den 37, Cle 31*
1990—Cle 30, At Den 29
1991—Den 17, At Cle 7
1992—Den 12, At Cle 0
1993—Den 29, At Cle 14
1994—At Den 26, Cle 14
(RS: Broncos 13, Browns 5)
(PS: Broncos 3, Browns 0)
*AFC Championship

## DALLAS COWBOYS

1973—Dal 22, At Den 10
1977—At Dal 14, Den 6
1977—Dal 27, Den 10*
1980—At Den 41, Dal 20
1986—At Den 29, Dal 14
1992—Dal 31, At Den 27
(RS: Broncos 2, Cowboys 3)
(PS: Broncos 0, Cowboys 1)
*Super Bowl XII

## DETROIT LIONS

1971—Det 24, At Den 20
1974—Den 31, At Det 27
1978—At Det 17, Den 14
1981—At Den 27, Det 21
1984—Den 28, At Det 7
1987—At Den 34, Det 0
1990—At Det 40, Den 27
(RS: Broncos 4, Lions 3)

## GREEN BAY PACKERS

1971—At GB 34, Den 13 (Milw.)
1975—At Den 23, GB 13
1978—At Den 16, GB 3
1984—At Den 17, GB 14
1987—At GB 17, Den 17 (OT) (Milw.)
1990—At Den 22, GB 13
1993—At GB 30, Den 27
(RS: Broncos 4, Packers 2, 1 tie)

## HOUSTON OILERS

1960—Hou 45, At Den 25
1960—At Hou 20, Den 10
1961—Hou 55, At Den 14
1961—At Hou 45, Den 14
1962—At Den 20, Hou 10
1962—At Hou 34, Den 17
1963—At Hou 20, Den 14
1963—Hou 33, At Den 24
1964—Hou 38, At Den 17
1964—At Hou 34, Den 15
1965—At Den 28, Hou 17
1965—Den 31, At Hou 21
1966—At Hou 45, Den 7
1966—At Den 40, Hou 38
1967—At Hou 10, Den 6
1967—Hou 20, At Den 18
1968—At Hou 38, Den 17
1969—At Hou 24, Den 21
1969—At Den 20, Hou 20

## SERIES RECORDS (CONTINUED)

1970—At Hou 31, Den 21  
 1972—At Den 30, Hou 17  
 1973—Den 48, At Hou 20  
 1974—At Den 37, Hou 14  
 1976—At Hou 17, Den 3  
 1977—Den 24, At Hou 14  
 1979—At Hou 13, Den 7\*  
 1980—Hou 20, At Den 16  
 1983—Den 26, At Hou 14  
 1985—At Den 31, Hou 20  
 1987—Hou 40, At Den 10  
 1987—At Den 34, Hou 10\*\*  
 1991—At Hou 42, Den 14  
 1991—At Den 26, Hou 24\*\*  
 1992—At Den 27, Hou 21  
 (RS: Broncos 11, Oilers 19, 1 tie)  
 (PS: Broncos 2, Oilers 1)  
 \*First round playoff  
 \*\*Divisional playoff

**INDIANAPOLIS COLTS**  
 (Baltimore Colts 1953-83)  
 1974—Den 17, At Bal 6  
 1977—At Den 27, Bal 13  
 1978—At Bal 7, Den 6  
 1981—At Den 28, Bal 10  
 1983—Den 17, At Bal 10  
 1983—At Den 21, Bal 19  
 1985—Den 15, At Ind 0  
 1988—At Ind 55, Den 23  
 1989—At Den 14, Ind 3  
 1990—Den 27, At Ind 17  
 1993—At Den 35, Ind 13  
 (RS: Broncos 9, Colts 2)

**KANSAS CITY CHIEFS**  
 (Dallas Texans 1960-62)  
 1960—Dal 17, At Den 14  
 1960—At Dal 34, Den 7  
 1961—Dal 19, At Den 12  
 1961—At Dal 49, Den 21  
 1962—Dal 24, At Den 3  
 1962—At Dal-17, Den 10  
 1963—KC 59, At Den 7  
 1963—At KC 52, Den 21  
 1964—At Den 33, KC 27  
 1964—At KC 49, Den 39  
 1965—KC 31, At Den 23  
 1965—At KC 45, Den 35  
 1966—At KC 37, Den 10  
 1966—KC 56, At Den 10  
 1967—At KC 52, Den 9  
 1967—KC 38, At Den 24  
 1968—At KC 34, Den 2  
 1968—KC 30, At Den 7  
 1969—KC 26, At Den 13  
 1969—At KC 31, Den 17  
 1970—At Den 26, KC 13  
 1970—At KC 16, Den 0  
 1971—KC 16, At Den 3  
 1971—At KC 28, Den 10  
 1972—KC 45, At Den 24  
 1972—At KC 24, Den 21  
 1973—At KC 16, Den 14  
 1973—At Den 14, KC 10  
 1974—Den 17, At KC 14  
 1974—KC 42, At Den 34  
 1975—At Den 37, KC 33  
 1975—At KC 26, Den 13  
 1976—Den 35, At KC 26  
 1976—At Den 17, KC 16  
 1977—At Den 23, KC 7  
 1977—Den 14, At KC 7  
 1978—Den 23, At KC 17 (OT)  
 1978—At Den 24, KC 3  
 1979—Den 24, At KC 10  
 1979—At Den 20, KC 3  
 1980—KC 23, At Den 17  
 1980—At KC 31, Den 14  
 1981—At KC 28, Den 14  
 1981—At Den 16, KC 13  
 1982—KC 37, At Den 16

1983—At Den 27, KC 24  
 1983—At KC 48, Den 17  
 1984—At Den 21, KC 0  
 1984—At KC 16, Den 13  
 1985—Den 30, At KC 10  
 1985—At Den 14, KC 13  
 1986—At Den 38, KC 17  
 1986—At KC 37, Den 10  
 1987—Den 26, At KC 17  
 1987—At Den 20, KC 17  
 1988—At KC 20, Den 13  
 1988—At Den 17, KC 11  
 1989—At Den 34, KC 20  
 1989—Den 16, At KC 13  
 1990—At Den 24, KC 23  
 1990—At KC 31, Den 20  
 1991—At Den 19, KC 16  
 1991—Den 24, At KC 20  
 1992—At Den 20, KC 19  
 1992—At KC 42, Den 20  
 1993—At KC 15, Den 7  
 1993—At Den 27, KC 21  
 1994—KC 31, At Den 28  
 1994—Den 20, At KC 17 (OT)  
 (RS: Broncos 30, Chiefs 39)

**LOS ANGELES RAIDERS**  
 (Oakland Raiders 1960-81)  
 1960—At Den 31, Oak 14  
 1960—At Oak 48, Den 10  
 1961—At Oak 33, Den 19  
 1961—At Den 27, Oak 24  
 1962—At Den 44, Oak 7  
 1962—Den 23, At Oak 6  
 1963—Oak 26, At Den 10  
 1963—At Oak 35, Den 31  
 1964—At Oak 40, Den 7  
 1964—At Den 20, Oak 20  
 1965—Oak 28, At Den 20  
 1965—At Oak 24, Den 13  
 1966—Oak 17, At Den 3  
 1966—At Oak 28, Den 10  
 1967—At Oak 51, Den 0  
 1967—Oak 21, At Den 17  
 1968—Oak 43, At Den 7  
 1968—At Oak 33, Den 27  
 1969—Oak 24, At Den 14  
 1969—At Oak 41, Den 10  
 1970—At Oak 35, Den 23  
 1970—Oak 24, At Den 19  
 1971—Oak 27, At Den 16  
 1971—At Oak 21, Den 13  
 1972—Den 30, At Oak 23  
 1972—Oak 37, At Den 20  
 1973—At Den 23, Oak 23  
 1973—At Oak 21, Den 17  
 1974—Oak 28, At Den 17  
 1974—Den 20, At Oak 17  
 1975—Oak 42, At Den 17  
 1975—At Oak 17, Den 10  
 1976—Oak 17, At Den 10  
 1976—At Oak 19, Den 3  
 1977—Den 30, At Oak 7  
 1977—Oak 24, At Den 14  
 1977—At Den 20, Oak 17\*  
 1978—At Den 14, Oak 6  
 1978—Den 21, At Oak 6  
 1979—At Oak 27, Den 3  
 1979—Oak 14, At Den 10  
 1980—At Oak 9, Den 3  
 1980—Oak 24, At Den 21  
 1981—At Den 9, Oak 7  
 1981—Den 17, At Oak 0  
 1982—At LA 27, Den 10  
 1983—LA 22, At Den 7  
 1983—At LA 22, Den 20  
 1984—At Den 16, LA 13  
 1984—Den 22, At LA 19 (OT)  
 1985—At LA 31, Den 28 (OT)  
 1985—LA 17, At Den 14 (OT)  
 1986—At Den 38, LA 36  
 1986—Den 21, At LA 10

## SERIES RECORDS (CONTINUED)

1987—At Den 30, LA 14  
 1987—Den 23, At LA 17  
 1988—LA 30, At Den 27 (OT)  
 1988—At LA 21, Den 20  
 1989—At Den 31, LA 21  
 1989—At LA 16, Den 13 (OT)  
 1990—At LA 14, Den 9  
 1990—LA 23, At Den 20  
 1991—At LA 16, Den 13  
 1991—LA 17, Den 16  
 1992—At Den 17, LA 13  
 1992—At LA 24, Den 0  
 1993—LA 23, At Den 20  
 1993—At LA 33, Den 30 (OT)  
 1993—At LA 42, Den 24\*\*  
 1994—LA 48, At Den 16  
 1994—At LA 23, Den 48  
 (RS: Broncos 19, Raiders 48, 2 ties)  
 (PS: Broncos 1, Raiders 1)  
 \*AFC Championship  
 \*\*First round playoff

**MIAMI DOLPHINS**  
 1966—At Mia 24, Den 7  
 1966—At Den 17, Mia 7  
 1967—At Mia 35, Den 21  
 1968—At Den 21, Mia 14  
 1969—At Mia 27, Den 24  
 1971—At Den 10, Mia 10  
 1975—At Mia 14, Den 13  
 1985—Mia 30, At Den 26  
 (RS: Broncos 2, Dolphins 5, 1 tie)

**MINNESOTA VIKINGS**  
 1972—Min 23, At Den 20  
 1978—At Min 12, Den 9 (OT)  
 1981—At Den 19, Min 17  
 1984—At Den 42, Min 21  
 1987—At Min 34, Den 27  
 1990—At Min 27, Den 22  
 1991—Den 13, At Min 6  
 1993—Min 26, At Den 23  
 (RS: Broncos 3, Vikings 5)

**NEW ENGLAND PATRIOTS**  
 (Boston Patriots 1960-70)  
 1960—Den 13, At Bos 10  
 1960—At Den 31, Bos 24  
 1961—At Bos 45, Den 17  
 1961—Bos 28, At Den 24  
 1962—At Bos 41, Den 16  
 1962—Bos 33, At Den 29  
 1963—At Den 14, Bos 10  
 1963—At Bos 40, Den 21  
 1964—Bos 39, At Den 10  
 1964—At Bos 12, Den 7  
 1965—Den 27, At Bos 10  
 1965—Bos 28, At Den 20  
 1966—Bos 24, At Den 10  
 1966—Den 17, At Bos 10  
 1967—At Den 26, Bos 21  
 1968—Bos 20, At Den 17  
 1968—Den 35, At Bos 14  
 1969—At Den 35, Bos 7  
 1972—At Den 45, NE 21  
 1976—At NE 38, Den 14  
 1979—At Den 45, NE 10  
 1980—At NE 23, Den 14  
 1984—At Den 26, NE 19  
 1986—At Den 27, NE 20  
 1986—At Den 22, NE 17\*  
 1987—At Den 31, NE 20  
 1988—At Den 21, NE 10  
 1991—Den 9, At NE 6  
 1991—At Den 20, NE 3  
 (RS: Broncos 16, Patriots 12)  
 (PS: Broncos 1, Patriots 0)  
 \*Divisional playoff

**NEW ORLEANS SAINTS**  
 1970—Den 31, At NO 6  
 1974—At Den 33, NO 17

1979—At Den 10, NO 3  
 1985—At Den 34, NO 23  
 1988—At NO 42, Den 0  
 1994—NO 30, At Den 28  
 (RS: Broncos 4, Saints 2)

**NEW YORK GIANTS**  
 1972—At NY 29, Den 17  
 1976—At Den 14, NY 13  
 1980—Den 14, At NY 9  
 1986—At NY 19, Den 16  
 1986—NY 39, Den 20\*  
 1989—NY 14, At Den 7  
 1992—At Den 27, NY 13  
 (RS: Broncos 3, Giants 3)  
 (PS: Broncos 0, Giants 1)  
 \*Super Bowl XXI

**NEW YORK JETS**  
 (New York Titans 1960-62)  
 1960—At NY 28, Den 24  
 1960—NY 30, At Den 27  
 1961—At NY 35, Den 28  
 1961—At Den 27, NY 10  
 1962—Den 32, At NY 10  
 1962—NY 46, At Den 45  
 1963—Den 35, NY 35  
 1963—NY 14, At Den 9  
 1964—At NY 30, Den 6  
 1964—At Den 20, NY 16  
 1965—At Den 16, NY 13  
 1965—At NY 45, Den 10  
 1966—NY 16, At Den 7  
 1967—NY 38, At Den 24  
 1967—Den 33, At NY 24  
 1968—Den 21, At NY 13  
 1969—At Den 21, NY 19  
 1973—Den 40, At NY 28  
 1976—At Den 46, NY 3  
 1978—NY 31, At Den 28  
 1980—At Den 31, NY 24  
 1986—At NY 22, Den 10  
 1992—At Den 27, NY 16  
 1993—Den 26, At NY 20  
 1994—At NY 25, Den 22 (OT)  
 (RS: Broncos 12, Jets 12, 1 tie)

**PHILADELPHIA EAGLES**  
 1971—At Phi 17, Den 16  
 1975—At Den 25, Phi 10  
 1980—At Phi 27, Den 6  
 1983—Phi 13, At Den 10  
 1986—Den 33, At Phi 7  
 1989—Phi 28, At Den 24  
 1992—At Phi 30, Den 0  
 (RS: Broncos 2, Eagles 5)

**PITTSBURGH STEELERS**  
 1970—At Den 16, Pit 13  
 1971—Den 22, At Pit 10  
 1973—Den 23, At Pit 13  
 1974—At Den 35, Pit 35 (OT)  
 1975—At Pit 20, Den 9  
 1977—At Den 21, Pit 7  
 1977—At Den 34, Pit 21\*  
 1978—Pit 21, At Den 17  
 1978—At Pit 33, Den 10\*  
 1979—At Pit 42, Den 7  
 1983—Den 14, At Pit 10  
 1984—Pit 24, At Den 17\*  
 1985—Den 31, At Pit 23  
 1986—Den 21, At Pit 10  
 1988—At Pit 39, Den 23  
 1989—At Den 34, Pit 7  
 1989—At Den 24, Pit 23\*  
 1990—Pit 34, At Den 17  
 1991—At Den 20, Pit 13  
 1993—At Den 37, Pit 13  
 (RS: Broncos 10, Steelers 5, 1 tie)  
 (PS: Broncos 2, Steelers 2)  
 \*Divisional playoff



## SERIES RECORDS (CONTINUED)

## SAN DIEGO CHARGERS

(Los Angeles Chargers 1960)

1960—LA 23, At Den 19  
 1960—At LA 41, Den 33  
 1961—At SD 37, Den 0  
 1961—SD 19, At Den 16  
 1962—At Den 30, SD 21  
 1962—Den 23, At SD 20  
 1963—At Den 50, SD 34  
 1963—At SD 58, Den 20  
 1964—At SD 42, Den 14  
 1964—SD 31, At Den 20  
 1965—At SD 34, Den 31  
 1965—SD 35, At Den 21  
 1966—At SD 24, Den 17  
 1966—At Den 20, SD 17  
 1967—SD 38, At Den 21  
 1967—At SD 24, Den 20  
 1968—At SD 55, Den 24  
 1968—SD 47, At Den 23  
 1969—At Den 13, SD 0  
 1969—At SD 45, Den 24  
 1970—At SD 24, Den 21  
 1970—At Den 17, SD 17  
 1971—At Den 20, SD 16  
 1971—At SD 45, Den 17  
 1972—At SD 37, Den 14  
 1972—At Den 38, SD 13  
 1973—At Den 30, SD 19  
 1973—Den 42, At SD 28  
 1974—At Den 27, SD 7  
 1974—At SD 17, Den 0  
 1975—Den 27, At SD 17  
 1975—At Den 13, SD 10 (OT)  
 1976—At Den 26, SD 0  
 1976—Den 17, At SD 0  
 1977—Den 14, At SD 10  
 1977—At Den 17, SD 9  
 1978—At Den 27, SD 14  
 1978—At SD 23, Den 0  
 1979—At Den 7, SD 0  
 1979—At SD 17, Den 7  
 1980—SD 30, At Den 13  
 1980—Den 20, At SD 1  
 1981—At Den 42, SD 24  
 1981—At SD 34, Den 17  
 1982—SD 23, At Den 3  
 1982—At SD 30, Den 20  
 1983—At Den 14, SD 6  
 1983—At SD 31, Den 7  
 1984—At Den 16, SD 13  
 1984—Den 16, At SD 13  
 1985—At SD 30, Den 10  
 1985—At Den 30, SD 24 (OT)  
 1986—Den 31, At SD 14  
 1986—SD 9, At Den 3  
 1987—Den 31, At SD 17  
 1987—At Den 24, SD 0  
 1988—At Den 34, SD 3  
 1988—Den 12, At SD 0  
 1989—At Den 16, SD 10  
 1989—At SD 19, Den 16  
 1990—At SD 19, Den 7  
 1990—At Den 20, SD 10  
 1991—At Den 27, SD 19  
 1991—Den 17, At SD 14  
 1992—At Den 21, SD 13  
 1992—At SD 24, Den 21  
 1993—At Den 34, SD 17  
 1993—At SD 13, Den 10  
 1994—SD 37, at Den 34  
 1994—Den 20, at SD 15  
 (RS: Broncos 36, Chargers 33, 1 tie)

## ST. LOUIS RAMS

(Cleveland Rams 1937-45)  
(Los Angeles Rams 1945-94)

1972—Den 16, At LA 10  
 1974—LA 17, At Den 10  
 1979—LA 13, At Den 9  
 1982—Den 27, At LA 24

1985—At LA 20, Den 16  
 1988—At Den 35, LA 24  
 1994—At LA 27, Den 21  
 (RS: Broncos 3, Rams 4)

## SAN FRANCISCO 49ERS

1970—At SF 19, Den 14  
 1973—SF 36, At Den 34  
 1979—Den 38, At SF 28  
 1982—At Den 24, SF 21  
 1985—At Den 17, SF 16  
 1988—Den 16, At SF 13 (OT)  
 1989—SF 55, Den 10\*  
 1994—At SF 42, Den 19  
 (RS: Broncos 4, 49ers 3)  
 (PS: Broncos 0, 49ers 1)  
 \*Super Bowl XXIV

## SEATTLE SEAHAWKS

1977—Den 24, At Sea 13  
 1978—At Den 28, Sea 7  
 1978—Den 20, At Sea 17 (OT)  
 1979—At Den 37, Sea 34  
 1979—At Sea 28, Den 23  
 1980—At Den 36, Sea 20  
 1980—Den 25, At Sea 17  
 1981—At Sea 13, Den 10  
 1981—At Den 23, Sea 13  
 1982—Sea 17, At Den 10  
 1982—At Sea 13, Den 11  
 1983—At Sea 27, Den 19  
 1983—At Den 38, Sea 27  
 1983—At Sea 31, Den 7\*  
 1984—Sea 27, At Den 24  
 1984—Den 31, At Sea 14  
 1985—At Den 13, Sea 10 (OT)  
 1985—Den 27, At Sea 24  
 1986—At Den 20, Sea 13  
 1986—At Sea 41, Den 16  
 1987—At Den 40, Sea 17  
 1987—At Sea 28, Den 21  
 1988—Sea 21, At Den 14  
 1988—At Sea 42, Den 14  
 1989—Den 24, At Sea 21 (OT)  
 1989—At Den 41, Sea 14  
 1990—At Den 34, Sea 31 (OT)  
 1990—At Sea 17, Den 12  
 1991—At Den 16, Sea 10  
 1991—At Sea 13, Den 10  
 1992—At Sea 16, Den 13 (OT)  
 1992—At Den 10, Sea 6  
 1993—At Den 28, Sea 17  
 1993—Den 17, At Sea 9  
 1994—Den 16, at Sea 9  
 1994—At Den 17, Sea 10  
 (RS: Broncos 22, Seahawks 13)  
 (PS: Broncos 0, Seahawks 1)  
 \*First round playoff

## TAMPA BAY BUCCANEERS

1976—At Den 48, TB 13  
 1981—Den 24, At TB 7  
 1993—TB 17, At Den 10  
 (Broncos 2, Buccaneers 1)

## WASHINGTON REDSKINS

1970—Was 19, At Den 3  
 1974—At Was 30, Den 3  
 1980—At Den 20, Was 17  
 1986—At Den 31, Was 30  
 1987—Was 42, Den 10\*  
 1989—Den 14, At Was 10  
 1992—At Was 34, Den 3  
 (RS: Broncos 3, Redskins 3)  
 (PS: Broncos 0, Redskins 1)  
 \*Super Bowl XXII

## BRONCOS' RECORD ON TELEVISION

## DENVER BRONCOS ON MONDAY NIGHT FOOTBALL

Overall record: 12-18-1  
 (Home team in caps)

Kansas City 31, DENVER 28, Oct. 17, 1994  
 BUFFALO 27, Denver 20, Sept. 26, 1994  
 KANSAS CITY 15, Denver 7, Sept. 20, 1993  
 L.A. Raiders 23, DENVER 20, Oct. 18, 1993  
 SEATTLE 16, Denver 13 (OT), Dec. 20, 1992  
 WASHINGTON 34, Denver 3, Oct. 12, 1992  
 Cleveland 30, DENVER 29, Oct. 8, 1990  
 DENVER 24, Kansas City 23, Sept. 17, 1990  
 Denver 14, WASHINGTON 10, Nov. 20, 1989  
 Denver 28, BUFFALO 14, Sept. 18, 1989  
 INDIANAPOLIS 55, Denver 23, Oct. 31, 1988  
 L.A. Raiders 30, DENVER 27 (OT), Sept. 26, 1988  
 DENVER 31, Chicago 29, Nov. 16, 1987  
 DENVER 30, L.A. Raiders 14, Oct. 12, 1987  
 NEW YORK JETS 22, Denver 10, Oct. 20, 1986  
 Denver 21, PITTSBURGH 10, Sept. 15, 1986  
 DENVER 17, San Francisco 16, Nov. 11, 1985  
 DENVER 17, Green Bay 14, Oct. 15, 1984  
 DENVER 19, Minnesota 17, Nov. 2, 1981  
 OAKLAND 9, Denver 3, Dec. 1, 1980  
 DENVER 20, Washington 17, Oct. 13, 1980  
 NEW ENGLAND 23, Denver 14, Sept. 29, 1980  
 SAN DIEGO 17, Denver 7, Dec. 17, 1979  
 PITTSBURGH 42, Denver 7, Oct. 22, 1979  
 DENVER 16, Chicago 7, Oct. 16, 1978  
 MINNESOTA 12, Denver 9 OT, Sept. 11, 1978  
 OAKLAND 17, Denver 10, Dec. 8, 1975  
 DENVER 23, Green Bay 13, Sept. 29, 1975  
 Kansas City 42, DENVER 34, Nov. 18, 1974  
 WASHINGTON 30, Denver 3, Sept. 30, 1974  
 DENVER 23, Oakland 23, Oct. 22, 1973

## DENVER BRONCOS THURSDAY-SUNDAY NIGHT GAMES

Overall record: 7-7-0  
 (Home team in caps)

San Diego 37, DENVER 34, Sun., Sept. 4, 1994  
 GREEN BAY 30, Denver 27, Sun., Oct. 10, 1993  
 DENVER 27, N.Y. Giants 13, Sun., Nov. 15, 1992  
 DENVER 17, L.A. Raiders 13, Sun., Sept. 6, 1992  
 DENVER 20, Pittsburgh 13, Sun., Nov. 3, 1991  
 Denver 13, MINNESOTA 6, Sun., Sept. 29, 1991  
 SEATTLE 17, Denver; 12, Sun., Dec. 23, 1990  
 MINNESOTA 27, Denver 22, Sun., Nov. 4, 1990  
 SEATTLE 42, Denver 14, Sun., Dec. 11, 1988  
 SEATTLE 28, Denver 21, Sun., Dec. 19, 1987  
 Denver 27, SEATTLE 24, Fri., Dec. 20, 1985  
 Denver 24, CLEVELAND 14, Sun., Sept. 16, 1984  
 Los Angeles Rams 13, DENVER 9, Thurs., Sept. 6, 1979  
 DENVER 21, Oakland 6, Sun., Dec. 3, 1978

## DENVER BRONCOS OVERTIME GAMES

Overall record: 13-9-2  
(Home team in caps)

Denver 20, KANSAS CITY 17, Dec. 4, 1994  
N.Y. JETS 25, Denver 22, Sept. 11, 1994  
LOS ANGELES RAIDERS 33, Denver 30, Jan. 2, 1994  
SEATTLE 16, Denver 13, Nov. 30, 1992  
Chicago 16, DENVER 13, Nov. 18, 1990  
DENVER 34, Seattle 31, Sept. 23, 1990  
LOS ANGELES RAIDERS 16, Denver 13, Dec. 3, 1989  
Denver 24, SEATTLE 21, Oct. 22, 1989  
Denver 16, SAN FRANCISCO 13, Oct. 9, 1988  
L.A. Raiders 30, DENVER 27, Sept. 26, 1988  
Denver 17, GREEN BAY (Milw.) 17, Sept. 20, 1987  
Denver 23, CLEVELAND 20, Jan. 11, 1987 (AFC Championship)  
Los Angeles Raiders 17, DENVER 14, Dec. 8, 1985  
LOS ANGELES RAIDERS 31, Denver 28, Nov. 24, 1985  
DENVER 30, San Diego 24, Nov. 17, 1985  
DENVER 13, Seattle 10, Oct. 20, 1985  
Denver 22, LOS ANGELES RAIDERS 19, Oct. 28, 1984  
DENVER 23, Cleveland 20, Nov. 8, 1981  
Denver 20, ATLANTA 17, Sept. 16, 1979  
Denver 23, KANSAS CITY 17, Sept. 24, 1979  
Denver 20, SEATTLE 17, Oct. 29, 1978  
Denver 23, KANSAS CITY 17, Sept. 24, 1978  
MINNESOTA 12, Denver 9, Sept. 11, 1978  
DENVER 13, San Diego 10, Nov. 30, 1975  
DENVER 35, Pittsburgh 35, Sept. 22, 1974

## BRONCOS YEAR-BY-YEAR FINAL RESULTS

Year	W	L	T	Div. Finish	Coach	Postseason (Rec.)
1960	4	9	1	Fourth	Frank Filchok	
1961	3	11	0	Third	Frank Filchok	
1962	7	7	0	Second	Jack Faulkner	
1963	2	11	1	Fourth	Jack Faulkner	
1964	2	11	1	Fourth	Jack Faulkner/Mac Speedie	
1965	4	10	0	Fourth	Mac Speedie	
1966	4	10	0	Fourth	Mac Speedie/Ray Malavasi	
1967	3	11	0	Fourth	Lou Saban	
1968	5	9	0	Fourth	Lou Saban	
1969	5	8	1	Fourth	Lou Saban	
1970	5	8	1	Fourth	Lou Saban	
1971	4	9	1	Fourth	Lou Saban/Jerry Smith	
1972	5	9	0	Third	John Ralston	
1973	7	5	2	Second	John Ralston	
1974	7	6	1	Second	John Ralston	
1975	6	8	0	Second	John Ralston	
1976	9	5	0	Second	John Ralston	
1977	12	2	0	First	Red Miller	Super Bowl (2-1)
1978	10	6	0	First	Red Miller	Playoffs (0-1)
1979	10	6	0	Second	Red Miller	Playoffs (0-1)
1980	8	8	0	Fourth	Red Miller	
1981	10	6	0	First (tie)	Dan Reeves	
1982	2	7	0	Fifth	Dan Reeves	
1983	9	7	0	Third	Dan Reeves	Playoffs (0-1)
1984	13	3	0	First	Dan Reeves	Playoffs (0-1)
1985	11	5	0	Second	Dan Reeves	
1986	11	5	0	First	Dan Reeves	Super Bowl (2-1)
1987	10	4	1	First	Dan Reeves	Super Bowl (2-1)
1988	8	8	0	Second	Dan Reeves	
1989	11	5	0	First	Dan Reeves	Super Bowl (2-1)
1990	5	11	0	Fifth	Dan Reeves	
1991	12	4	0	First	Dan Reeves	Playoffs (1-1)
1992	8	8	0	Third	Dan Reeves	
1993	9	7	0	Third	Wade Phillips	Playoffs (0-1)
1994	7	9	0	Fourth	Wade Phillips	
<b>Total</b>	<b>248</b>	<b>258</b>	<b>10</b>			<b>Playoff Rec: 9-10</b>

YEAR-BY-YEAR FINAL STATISTICS  
(1960-93)

## 1960 FINAL STATISTICS (4-9-1)

Date	W/L	Score	Opponent	Attend.	Allen	30	18	0.6	4	1
Sept 9	W	13-10	at Boston	21,597	Taylor	2	-6	-3.0	-	0
Sept 18	W	27-21	at Buffalo	15,229	Herring	5	-46	-9.2	-	0
Sept 23	L	24-28	at N.Y. Titans	20,462	Trippucka	37	-226	-6.1	-	0
Oct 2	W	31-14	Oakland	18,372	<b>BRONCOS</b>	<b>440</b>	<b>1195</b>	<b>2.7</b>	<b>68</b>	<b>10</b>
Oct 16	L	19-23	L.A. Chargers	19,141	<b>OPPONENTS</b>	<b>541</b>	<b>2145</b>	<b>4.0</b>	<b>-</b>	<b>23</b>
Oct 23	W	31-24	Boston	12,683						
Oct 30	L	14-17	Dallas Texans	13,002	<b>RECEIVING</b>	<b>No.</b>	<b>Yds</b>	<b>Avg</b>	<b>Long</b>	<b>TD</b>
Nov 6	L	25-45	Houston	14,489	Taylor	92	1235	13.4	80	12
Nov 13	L	7-34	at Dallas Texans	21,000	Carmichael	32	616	19.3	59	5
Nov 20	L	10-20	at Houston	20,778	Carpenter	29	350	12.1	36	1
Nov 27	T	38-38	Buffalo	7,785	Rolle	21	122	5.8	33	1
Dec 4	L	27-30	N.Y. Titans	5,861	Greer	22	284	12.9	33	1
Dec 10	L	33-41	at L.A. Chargers	9,928	Mingo	19	156	9.2	18	1
Dec 16	L	10-48	at Oakland	7,000	Jessup	9	120	13.3	26	1
					Epperson	11	99	9.0	16	0
<b>Team Statistics</b>			<b>Den</b>	<b>Opp</b>	McNamara	7	143	20.4	55	1
TOTAL FIRST DOWNS			248	254	Allen	5	34	6.8	17	0
Rushing			84	112	Brodnax	5	39	7.8	19	1
Passing			141	123	Stransky	3	11	3.7	11	0
Penalty			23	19	Carothers	2	25	12.5	20	0
TOTAL NET YARDS			4442	5112	Bell	2	13	6.5	11	0
Avg. Per Game			317.3	365.1	<b>BRONCOS</b>	<b>259</b>	<b>3247</b>	<b>12.5</b>	<b>80</b>	<b>24</b>
NET YARDS RUSHING			1195	2144	<b>OPPONENTS</b>	<b>188</b>	<b>2967</b>	<b>15.8</b>	<b>-</b>	<b>25</b>
Avg. Per Game			85.4	153.1						
Total Rushes			440	541	<b>INTERCEPTIONS</b>	<b>No.</b>	<b>Yds</b>	<b>Avg</b>	<b>Long</b>	<b>TD</b>
NET YARDS PASSING			3247	2967	Gonsoulin	11	98	8.9	-	0
Avg. Per Game			231.9	211.9	McNamara	4	63	15.8	-	0
Att./Completions			508/259	386/188	Pyeatt	4	60	15.0	-	1
Completion Pct.			51.0	48.7	Romine	3	89	23.0	-	0
Had Intercepted			35	27	King	2	18	9.0	-	0
PUNTS/AVERAGE			70/37.3	67/39.0	Alliston	1	65	65.0	65	0
PENALTIES/YARDS			54/501	62/633	Doyle	1	24	24.0	24	0
FUMBLES/BALL LOST			32/17	23/17	Yelverton	1	20	20.0	20	1
TOUCHDOWNS			37	49	<b>BRONCOS</b>	<b>27</b>	<b>417</b>	<b>15.4</b>	<b>65</b>	<b>2</b>
Rushing			10	23	<b>OPPONENTS</b>	<b>35</b>	<b>340</b>	<b>9.7</b>	<b>-</b>	<b>-</b>
Passing			24	25						
Defense/Returns			3	1	<b>PUNTING</b>	<b>No.</b>	<b>Yds</b>	<b>Avg</b>	<b>Lg</b>	<b>B</b>
					Herring	70	2610	37.3	70	0
<b>Score By Periods</b>	<b>1</b>	<b>2</b>	<b>3</b>	<b>4</b>	<b>OT</b>	<b>Total</b>	<b>OPPONENTS</b>	<b>67</b>	<b>2611</b>	<b>39.0</b>
<b>BRONCOS</b>	<b>42</b>	<b>93</b>	<b>86</b>	<b>88</b>		<b>309</b>				
<b>OPPONENTS</b>	<b>96</b>	<b>108</b>	<b>90</b>	<b>99</b>		<b>393</b>				
<b>SCORING</b>	<b>TD</b>	<b>Ru</b>	<b>Pa</b>	<b>Rt</b>	<b>PAT</b>	<b>FG</b>	<b>S</b>	<b>TP</b>		
Mingo	6	4	1	1	33/36	18/28		123		
Taylor	12	0	12	0	0/0	0/0		72		
Carmichael	7	2	5	0	0/0	0/0		42		
Rolle	3	2	1	0	0/0	0/0		18		
McNamara	2	1	1	0	0/0	0/0		12		
Allen	1	1	0	0	0/0	0/0		6		
Brodnax	1	0	1	0	0/0	0/0		6		
Carpenter	1	0	1	0	0/0	0/0		6		
Greer	1	0	1	0	0/0	0/0		6		
Pyeatt	1	0	0	1	0/0	0/0		6		
Yelverton	1	0	0	1	0/0	0/0		6		
Jessup	1	0	1	0	0/0	0/0		6		
<b>BRONCOS</b>	<b>37</b>	<b>10</b>	<b>24</b>	<b>3</b>	<b>33/36</b>	<b>18/28</b>		<b>309</b>		
<b>OPPONENTS</b>	<b>49</b>	<b>23</b>	<b>25</b>	<b>1</b>	<b>44/47</b>	<b>17/27</b>		<b>393</b>		
<b>RUSHING</b>	<b>No.</b>	<b>Yds.</b>	<b>Avg</b>	<b>Long</b>	<b>TD</b>					
Rolle	130	501	3.9	57	2					
Mingo	83	323	3.9	39	4					
Bell	43	238	5.5	68	0					
Carmichael	41	211	5.1	47	2					
Stransky	28	78	2.8	16	0					
Wegert	5	37	7.4	32	0					
Carpenter	4	13	3.3	9	0					
McNamara	17	33	1.9	7	1					
Brodnax	15	18	1.2	7	0					
<b>PASSING</b>	<b>Att.</b>	<b>Comp.</b>	<b>Yds.</b>	<b>Comp.%</b>	<b>Yd./Att.</b>	<b>TD</b>	<b>TD%</b>	<b>Int.</b>	<b>Int.%</b>	<b>LG</b>
Trippucka	478	248	3038	51.9	6.36	24	5.0	34	7.1	80
Herring	22	9	137	40.9	6.23	0	0.0	1	4.5	21
Mingo	7	1	46	14.3	5.57	0	0.0	0	0.0	46
Carmichael	1	1	26	100.0	26.00	0	0.0	0	0.0	26
<b>BRONCOS</b>	<b>508</b>	<b>259</b>	<b>3247</b>	<b>51.0</b>	<b>6.39</b>	<b>24</b>	<b>4.7</b>	<b>35</b>	<b>6.9</b>	<b>80</b>
<b>OPPONENTS</b>	<b>386</b>	<b>188</b>	<b>2967</b>	<b>48.7</b>	<b>7.69</b>	<b>23</b>	<b>6.0</b>	<b>25</b>	<b>6.5</b>	<b>-</b>

## 1961 FINAL STATISTICS (3-11)

Date	W/L	Score	Opponent	Attend.	Tripucka	4	-9	-0.2	0	0
Sept 10	W	22-10	at Buffalo	16,636	OTHERS	1	-13	-13.0	0	0
Sept 16	L	17-45	at Boston	14,479	BRONCOS	333	1091	3.3	45	11
Sept 24	L	28-35	at N.Y. Titans	14,381	OPPONENTS	435	1633	3.7	-	20
Oct 1	L	19-33	at Oakland	8,361						
Oct 8	L	12-19	Dallas	14,500	RECEIVING	No.	Yds	Avg	Long	TD
Oct 15	W	27-24	Oakland	11,129	Taylor	100	1178	117.8	52	4
Oct 22	W	27-10	N.Y. Titans	12,508	Frazier	47	799	17.0	87	6
Oct 29	L	37-0	at San Diego	32,584	Stone	38	344	9.1	37	4
Nov 5	L	14-55	Houston	11,564	Prebola	29	349	12.0	54	1
Nov 12	L	16-19	San Diego	7,859	Mingo	8	110	13.8	69	2
Nov 19	L	10-23	Buffalo	7,645	Bukaty	14	96	5.9	13	0
Nov 26	L	14-45	at Houston	27,874	Stinnette	11	58	5.3	15	1
Dec 3	L	24-28	Boston	9,303	Hill	3	30	10.0	15	0
Dec 10	L	21-49	at Dallas	8,000	Ames	6	20	3.3	9	0
					Sturm	2	0	0.0	5	0
					OTHERS	6	22	3.7	14	0
					BRONCOS	265	3004	11.3	87	18
					OPPONENTS	194	3060	15.8	-	30

Team Statistics	Den	Opp
TOTAL FIRST DOWNS	219	233
Rushing	66	83
Passing	128	126
Penalty	25	24
TOTAL NET YARDS	3811	4418
Avg. Per Game	272.2	335.0
NET YARDS RUSHING	1091	1633
Avg. Per Game	77.9	116.6
Total Rushes	333	435
Avg. Per Rush	3.3	3.7
NET YARDS PASSING	2720	2785
Avg. Per Game	194.3	198.9
Att./Completions	568/265	474/194
Completion Pct.	46.7	40.9
Had Intercepted	45	26
PUNTS/AVERAGE	80/39.3	75/41.6
PENALTIES/YARDS	60/560	98/798
FUMBLES/BALL LOST	40/23	23/14
TOUCHDOWNS	32	57
Rushing	11	20
Passing	18	30
Defense/Returns	3	7
PAT (Total)	36	36
Kicking	34/36	36/38
Running	0/1	1/1
Passing	1/1	0/1
FIELD GOALS	27/39	17/26

Score By Periods	1	2	3	4	OT	Total
BRONCOS	52	34	37	128		251
OPPONENTS	75	143	95	119		432

SCORING	TD	Ru	Pa	Rt	PAT	FG	S	TP
Frazier	8	1	6	1	0/0	0/0	0	50
Stone	8	4	4	0	0/0	0/0	0	48
Bukaty	5	5	0	0	0/0	0/0	1	32
Mingo	2	0	2	0	11/11	3/10	0	32
Hill	0	0	0	0	16/16	5/15	0	31
Taylor	4	0	4	0	0/0	0/0	0	24
Herring	2	2	0	0	0/0	0/0	0	12
Prebola	1	0	1	0	0/0	0/0	0	8
Gavin	1	0	0	1	0/0	0/0	0	6
Stinnette	1	0	1	0	0/0	0/0	0	6
BRONCOS	32	11	18	3	27/27	8/25	1	251
OPPONENTS	57	20	30	4	52/52	12/23	0	432

RUSHING	No.	Yds.	Avg	Long	TD
Stone	127	505	4.0	34	4
Bukaty	74	187	2.5	45	5
Ames	19	114	6.0	26	0
Frazier	23	110	4.6	43	1
Herring	15	74	4.9	20	2
Mingo	18	51	2.8	15	0
Sturm	8	33	3.9	9	0
Stinnette	18	8	0.4	9	0

PASSING	Att.	Comp.	Yds.	Cmp.%	Yd./Att.	TD	TD%	Int.	Int.%	LG
Tripucka	344	167	1690	48.5	4.91	10	2.9	21	6.1	87
Herring	211	93	1160	44.1	5.50	5	2.4	22	10.4	54
Mingo	9	4	136	44.4	15.11	2	22.2	0	0.0	52
Stone	2	1	18	50.0	9.0	1	50.0	0	0.0	18
Frazier	1	0	0	0.0	0.00	0	0.0	1	100.0	0
Taylor	1	0	0	0.0	0.00	0	0.0	1	100.0	0
BRONCOS	568	265	2720	46.7	4.79	18	3.2	45	7.9	87
OPPONENTS	474	194	2785	40.9	5.88	30	6.3	26	5.5	-

## 1962 FINAL STATISTICS (7-7)

Date	W/L	Score	Opponent	Attend.	RUSHING	No.	Yds.	Avg	Long	TD
Sept 7	W	30-21	San Diego	28,000	Stone	94	360	3.8	27	3
Sept 15	W	23-20	at Buffalo	30,577	Dickinson	73	237	3.2	42	0
Sept 21	L	16-41	at Boston	21,038	Mingo	55	293	5.3	82	4
Sept 30	W	32-10	at N.Y. Titans	17,213	Frazier	39	168	4.3	35	2
Oct 5	W	44-7	Oakland	22,452	Olzewski	33	114	3.4	46	0
Oct 14	W	23-6	at Oakland	7,000	Stinnette	21	87	4.1	14	1
Oct 21	W	20-10	Houston	34,496	Shaw	4	10	2.5	9	1
Oct 28	L	38-45	Buffalo	26,051	Tripucka	2	-1	-5	1	1
Nov 4	W	23-20	at San Diego	20,827	Taylor	1	18	18.0	18	0
Nov 11	L	29-33	Boston	28,187	BRONCOS	323	1303	4.0	82	12
Nov 18	L	3-24	Dallas	23,523	OPPONENTS	439	1868	4.3	-	11
Nov 22	L	45-46	N.Y. Titans	15,776						
Dec 2	L	17-34	at Houston	30,650	RECEIVING	No.	Yds	Avg	Long	TD
Dec 9	L	10-17	at Dallas	19,137	Taylor	77	908	11.8	45	4
					Dickinson	60	554	9.2	33	4
					Prebola	41	599	14.6	55	1
					Scarpito	35	657	18.8	67	6
					Stone	20	223	11.2	56	2
					Mingo	14	107	7.6	34	0
					Olzewski	13	151	11.6	22	1
					Stinnette	13	109	8.4	32	0
					Frazier	11	211	19.2	96	1
					Tarr	8	210	26.3	97	2
					BRONCOS	292	3688	12.6	97	21
					OPPONENTS	202	2897	14.3	-	24

Team Statistics	Den	Opp
TOTAL FIRST DOWNS	270	234
Rushing	72	88
Passing	177	131
Penalty	21	15
TOTAL NET YARDS	4707	4541
Avg. Per Game	336.2	324.4
NET YARDS RUSHING	1303	1868
Avg. Per Game	93.1	133.4
Total Rushes	323	439
Avg. Per Rush	4.0	4.2
NET YARDS PASSING	3404	2673
Avg. Per Game	243.1	190.9
Att./Completions	555/292	423/202
Completion Pct.	52.6	47.8
Had Intercepted	40	27
PUNTS/AVERAGE	59/43.6	65/41.9
PENALTIES/YARDS	64/593	76/678
FUMBLES/BALL LOST	28/14	34/19
TOUCHDOWNS	39	41
Rushing	12	11
Passing	21	24
Defense/Returns	6	5
PAT (Total)	32	54
Kicking	27	52
Running	4	0
Passing	2	2
FIELD GOALS	8/25	12/23

Score By Periods	1	2	3	4	OT	Total
BRONCOS	48	94	58	140		353
OPPONENTS	64	105	55	107		332

SCORING	TD	Ru	Pa	Rt	PAT	FG	S	TP
Mingo	4	4	0	0	32/34	27/39	0	137
Scarpito	6	0	6	0	0/0	0/0	0	36
Stone	5	3	2	0	0/0	0/0	0	30
Dickinson	4	0	4	0	0/0	0/0	0	24
Taylor	4	0	4	0	0/0	0/0	0	24
Frazier	3	2	1	0	0/0	0/0	0	18
Tarr	2	0	2	0	0/0	0/0	0	12
McMillin	2	0	2	0	0/0	0/0	0	12
Prebola	1	0	1	0	0/0	0/0	0	6
Tripucka	1	1	0	0	0/0	0/0	0	6
Shaw	1	1	0	0	0/0	0/0	0	6
Olzewski	1	0	1	0	0/0	0/0	0	6
Stinnette	1	0	1	0	0/0	0/0	0	6
Zeman	1	0	0	1	0/0	0/0	0	6
Gonsoulin	1	0	0	1	0/0	0/0	0	6
McGeever	1	0	0	1	0/0	0/0	0	6
McFadin	1	0	0	1	0/0	0/0	0	6
Fraser	0	0	0	0	2/2	0/0	0	2
BRONCOS	39	12	21	6	34/36	27/39	0	351
OPPONENTS	41	11	24	6	36/38	17/26	0	332

PASSING	Att.	Comp.	Yds.	Cmp.%	Yd./Att.	TD	TD%	Int.	Int.%	LG
Tripucka	440	240	2902	54.5	5.60	17	3.9	25	5.7	96
Shaw	110	49	783	44.5	7.12	4	3.6	14	12.7	97
Stone	3	1	13	33.3	4.33	0	0.0	0	0.0	13
Mingo	2	1	18	50.0	9.0	0	0.0	1	50.0	18
Taylor	2	0	0	0.0	0.0	0	0.0	0	0.0	0
OTHERS	2	1	8	50.0	4.0	0	0.0	0	0.0	8
Yards Lost Attempting to Pass	(-335)									
BRONCOS	559	292	3404	52.2	5.09	21	3.8	40	7.2	97
OPPONENTS	423	202	2897	47.8	6.85	24	5.7	27	6.4	-



## 1963 FINAL STATISTICS (2-11-1)

Date	W/L	Score	Opponent	Attend.	RUSHING	No.	Yds.	Avg	Long	TD
Sept 7	L	7-59	Kansas City	21,115	Joe	154	649	4.2	68	4
Sept 14	L	14-20	at Houston	23,147	Stone	96	382	3.9	39	3
Sept 29	W	14-10	Boston	18,636	Slaughter	32	124	3.9	19	1
Oct 6	W	50-34	San Diego	18,428	Dixon	23	105	4.5	18	2
Oct 13	L	24-33	Houston	24,087	Mingo	24	90	3.7	17	0
Oct 18	L	21-40	at Boston	25,418	Breaux	10	51	5.1	15	0
Oct 26	T	35-35	at N.Y. Jets	20,377	Mitchell	23	45	2.0	7	0
Nov 3	L	28-30	Buffalo	19,424	McCormick	3	-5	-1.7	-2	0
Nov 9	L	17-27	at Buffalo	30,989	OTHERS	17	63	3.3	13	0
Nov 17	L	9-14	N.Y. Jets	14,247	BRONCOS	382	1504	3.9	68	10
Nov 24	L	10-26	Oakland	14,763	OPPONENTS	420	1687	4.0	-	15
Nov 28	L	21-52	at Kansas City	17,443						
Dec 8	L	31-35	at Oakland	15,223						
Dec 15	L	20-58	at San Diego	31,312						

## Team Statistics

## TOTAL FIRST DOWNS

Rushing 84 92

Passing 133 145

Penalty 13 17

TOTAL NET YARDS 3991 5081

Avg. Per Game 285.1 362.9

NET YARDS RUSHING 1504 1687

Avg. Per Game 107.4 120.5

Total Rushes 382 420

Avg. Per Rush 3.9 4.0

NET YARDS PASSING 2487 3394

Avg. Per Game 177.6 242.4

Att./Completion 453/217 408/204

Completion Pct. 47.9 50.0

Had Intercepted 28 15

PUNTS/AVERAGE 81/44.4 61/43.7

PENALTIES/YARDS 65/548 61/516

FUMBLES/BALL LOST 34/16 33/20

TOUCHDOWNS 36 61

Rushing 10 15

Passing 23 40

Kickoff Returns 1 1

Pass Interceptions 1 2

Fumble Returns 1 3

Safety 0 2

PAT (Total) 37 57

Kicking 35 55

Running 0 0

Passing 13 17

FIELD GOALS 16/29 15/32

Score By Periods 1 2 3 4 OT Total

BRONCOS 40 96 64 101 301

OPPONENTS 121 113 127 112 473

SCORING TD Ru Pa Rt PAT FG S TP

Mingo 0 0 0 0 35/35 16/29 0 83

Taylor 10 0 10 0 0/0 0/0 0 60

Joe 5 4 1 0 0/0 0/0 0 30

Scarpitto 5 0 5 0 0/0 0/0 0 30

Stone 4 3 1 0 0/0 0/0 0 24

Groman 3 0 3 0 0/0 0/0 0 18

Prebola 2 0 2 0 0/0 0/0 0 14

Dixon 2 2 0 0 0/0 0/0 0 12

Gonsoulin 1 0 0 1 0/0 0/0 0 6

Mitchell 1 0 0 1 0/0 0/0 0 6

McFadin 1 0 0 1 0/0 0/0 0 6

Slaughter 1 1 0 0 0/0 0/0 0 6

OTHERS 1 0 1 0 0/0 0/0 0 6

BRONCOS 36 10 23 3 35/35 16/29 0 301

OPPONENTS 61 15 40 6 55/56 15/32 2 473

PASSING Att. Comp. Yds. Cmp.% Yd./Att. TD TD% Int. Int.% LG

Slaughter 223 112 1689 50.2 7.57 12 5.4 14 6.3 74

Breaux 138 70 935 50.7 6.76 7 5.1 6 4.3 71

McCormick 72 28 417 48.8 5.79 4 5.6 3 4.2 72

Stone 3 0 0 0.0 0.00 0 0.0 0 0.0 -

Taylor 1 0 0 0.0 0.00 0 0.0 0 0.0 -

Mingo 1 0 0 0.0 0.00 0 0.0 0 0.0 -

OTHERS 15 7 31 46.6 2.07 0 0.0 5 33.3 14

Yards Lost Attempting to Pass (-590)

BRONCOS 453 217 2487 47.9 5.49 23 5.1 28 6.2 74

OPPONENTS 408 204 3394 50.0 8.32 40 9.8 15 3.7 -

## 1964 FINAL STATISTICS (2-11-1)

Date	W/L	Score	Opponent	Attend.	RUSHING	No.	Yds.	Avg	Long	TD
Sept 12	L	6-30	at N.Y. Jets	45,665	Mitchell	174	590	3.4	33	5
Sept 20	L	13-30	at Buffalo	28,501	Joe	111	415	3.7	51	2
Sept 27	L	17-38	Houston	22,651	Lee	43	164	3.8	16	3
Oct 4	L	10-39	Boston	15,485	Slaughter	20	58	2.9	18	0
Oct 11	W	33-27	Kansas City	16,285	Mingo	6	26	4.3	9	0
Oct 18	L	14-42	at San Diego	23,332	Stone	12	26	2.2	5	0
Oct 25	L	7-40	at Oakland	17,858	Dixon	18	25	1.4	17	0
Nov 1	L	39-49	at Kansas City	15,053	Scarpitto	1	5	5.0	5	0
Nov 8	L	20-31	San Diego	19,670	Barry	3	7	2.3	11	0
Nov 15	W	20-16	N.Y. Jets	11,309	BRONCOS	388	1316	3.4	51	10
Nov 20	L	7-12	at Boston	24,979	OPPONENTS	419	2072	4.9	58	21
Nov 29	T	20-20	Oakland	15,958						
Dec 13	L	19-30	Buffalo	14,431						
Dec 20	L	15-34	at Houston	15,839						

## Team Statistics

## TOTAL FIRST DOWNS

Rushing 75 100

Passing 118 146

Penalty 18 24

TOTAL NET YARDS 3348 4970

Avg. Per Game 239.1 355.0

Total Plays 905 902

Avg. Gain Per Play 3.7 5.5

NET YARDS RUSHING 1316 2072

Avg. Per Game 94.0 148.0

Total Rushes 388 419

Avg. Per Rush 3.4 4.9

NET YARDS PASSING 2032 2898

Avg. Per Game 145.1 207.0

Att./Completions 455/230 439/217

Completion Pct. 50.5 49.4

Had Intercepted 32 32

PUNTS/AVERAGE 81/43.2 59/41.6

PENALTIES/YARDS 76/774 63/573

FUMBLES/BALL LOST 28/8 40/21

TOUCHDOWNS 28 52

Rushing 10 21

Passing 14 29

Punt Returns 1 1

Pass Interceptions 1 1

Fumble Returns 2 0

Safety 1 4

PAT (Total) 25 52

Kicking 22/25 52/52

Running 1 0

Passing 2 0

FIELD GOALS 14/33 22/25

SCORING TD Ru Pa Rt PAT FG S TP

Taylor 7 0 7 0 0/0 0/0 0 42

Mitchell 6 5 1 0 0/0 0/0 0 36

Mingo 0 0 0 0 9/10 8/12 0 33

Guesman 0 0 0 0 13/15 6/21 0 31

Scarpitto 4 0 4 0 0/0 0/0 0 24

Lee 3 3 0 0 0/0 0/0 0 18

Joe 2 2 0 0 0/0 0/0 0 14

Denson 1 0 1 0 0/0 0/0 0 8

Dixon 1 0 1 0 0/0 0/0 0 6

Barry 1 0 0 1 0/0 0/0 0 6

Janik 1 0 0 1 0/0 0/0 0 6

McMillin 1 0 0 1 0/0 0/0 0 6

Cooke 1 0 0 1 0/0 0/0 0 6

Slaughter 0 0 0 0 0/0 0/0 0 2

OTHERS 0 0 0 0 0/0 0/0 1 2

BRONCOS 28 10 14 4 22/25 14/33 1 240

OPPONENTS 52 21 29 2 52/52 22/25 4 438

PASSING Att. Comp. Yds. Cmp.% Yd./Att. TD TD% Int. Int.% LG

Lee 265 133 1622 50.2 6.12 11 4.2 20 7.5 82

Slaughter 188 97 930 51.6 4.95 3 1.6 11 5.9 39

Mitchell 1 0 0 0.0 0.00 0 0.0 0 0.0 0

Taylor 1 0 0 0.0 0.00 0 0.0 1 100.0 0

Yards Lost Attempting to Pass (-520)

BRONCOS 455 230 2032 50.5 4.47 14 3.1 32 7.0 82

OPPONENTS 439 217 2898 49.4 6.60 29 6.6 32 7.0 66

## RECEIVING

Taylor 76 872 11.5 57 7

Dixon 38 597 15.7 65 1

Scarpitto 35 375 10.7 41 4

Mitchell 33 225 6.8 58 1

Denson 25 383 15.3 82 1

Joe 12 16 1.3 15 0

Barry 4 31 7.8 13 0

Stone 4 38 9.5 16 0

Mingo 3 15 5.0 8 0

BRONCOS 230 2552 11.1 82 14

OPPONENTS 217 3345 15.4 66 29

INTERCEPTIONS No. Yds Avg Long TD

Brown 9 140 15.6 - 0

Gonsoulin 7 125 17.9 - 0

McGeever 6 60 10.0 - 0

Hopkins 2 11 5.5 - 0

Matuszak 2 16 8.0 - 0

Moore 1 70 70.0 70 0

Janik 1 22 22.0 122 1

Wright 1 11 11.0 11 0

McMillin 1 3 3.0 3 0

Fraser 1 1 1.0 1 0

West 1 0 0.0 0 0

BRONCOS 32 459 14.3 - 1

OPPONENTS 32 442 13.8 - 1

PUNTING No. Yds Avg Lg B

Fraser 70 3123 44.6 67 -

Janik 10 374 37.4 49 -

BRONCOS 81 3497 43.2 67 1

OPPONENTS 59 2454 41.6 71 -

\*One Denver punt blocked

PUNT RETURNS Ret Yds Avg Lg TD

Barry 12 147 12.3 - 1

Mitchell 10 110 11.0 - 0

McGeever 1 1 1.0 - 0

BRONCOS 23 258 11.2 - 0

OPPONENTS 37 545 14.7 - 1

KICKOFF RETURNS No. Yds Avg Lg TD

Barry 48 1245 25.9 - 0

Mitchell 10 221 22.1 - 0

Mingo 8 163 20.4 - 0

Dixon 5 65 13.0 - 0

Olson 3 51 17.0 - 0

Shackelford 1 13 13.0 - 0

BRONCOS 75 1758 23.4 - 0

OPPONENTS 45 1187 26.4 - 0

## 1965 FINAL STATISTICS (4-10)

Date	W/L	Score	Opponent	Attend.	Haynes	41	166	4.0	47	3
Sept 11	L	31-34	at San Diego	27,022	Scarpitto	4	94	23.5	44	0
Sept 19	L	15-30	Buffalo	30,682	Slaughter	20	75	3.8	13	0
Sept 24	W	27-10	at Boston	26,782	Barry	2	19	9.5	11	0
Oct 3	W	16-13	N.Y. Jets	34,988	OTHERS	4	-	-	-	0
Oct 10	L	23-31	Kansas City	31,001	BRONCOS	453	1829	4.0	47	14
Oct 17	W	28-17	Houston	32,492	OPPONENTS	384	1337	3.5	41	24
Oct 24	L	13-31	at Buffalo	45,046						
Oct 31	L	10-45	at N.Y. Jets	53,717	RECEIVING	No.	Yds	Avg	Long	TD
Nov 7	L	21-35	San Diego	33,073	Taylor	85	1131	13.3	63	6
Nov 14	W	31-21	at Houston	28,126	Scarpitto	32	585	18.3	90	5
Nov 21	L	20-28	Oakland	30,369	Haynes	26	216	8.3	71	2
Dec 5	L	13-24	at Oakland	19,023	Dixon	25	354	14.2	59	2
Dec 12	L	20-28	Boston	27,207	Haynes	24	294	12.3	66	2
Dec 19	L	35-45	at Kansas City	14,421	Gilchrist	18	154	8.6	29	1

## Team Statistics

Den	Opp
TOTAL FIRST DOWNS	255
Rushing	111
Passing	117
Penalty	27

## TOTAL NET YARDS

Den	Opp
Avg. Per Game	319.2
Total Plays	959
Avg. Gain Per Play	4.7

## NET YARDS RUSHING

Den	Opp
Avg. Per Game	130.6
Total Rushes	453
Avg. Per Rush	4.0

## NET YARDS PASSING

Den	Opp
Avg. Per Game	188.6
Att./Completions	482/222
Completion Pct.	46.1

## PUNTS/AVERAGE

Den	Opp
PUNTS/AVERAGE	68/42.3
PENALTIES/YARDS	68/750

## FUMBLES/BALL LOST

Den	Opp
FUMBLES/BALL LOST	29/16
TOUCHDOWNS	38

## TOUCHDOWNS

Den	Opp
Rushing	14
Passing	18
Punt Returns	1

## Pass Interceptions

Den	Opp
Pass Interceptions	3
Fumble Returns	2

## Safety

Den	Opp
Safety	0
PAT (Total)	34

## Kicking

Den	Opp
Kicking	32/32
Running	1/2

## Passing

Den	Opp
Passing	1/4
FIELD GOALS	13/29

## FIELD GOALS

Den	Opp
FIELD GOALS	13/29

## SCORING

TD	Ru	Pa	Rt	PAT	FG	S	TP
----	----	----	----	-----	----	---	----

Kroner	0	0	0	32/32	13/29	0	71
--------	---	---	---	-------	-------	---	----

Haynes	7	5	2	0/0	0/0	0	44
--------	---	---	---	-----	-----	---	----

Gilchrist	7	6	1	0/0	0/0	0	42
-----------	---	---	---	-----	-----	---	----

Haynes	6	3	2	1	0/0	0/0	36
--------	---	---	---	---	-----	-----	----

Taylor	6	0	6	0	0/0	0/0	36
--------	---	---	---	---	-----	-----	----

Scarpitto	5	0	5	0	0/0	0/0	30
-----------	---	---	---	---	-----	-----	----

Griffin	2	0	2	0	0/0	0/0	12
---------	---	---	---	---	-----	-----	----

Bramlett	2	0	2	0	0/0	0/0	12
----------	---	---	---	---	-----	-----	----

Dixon	2	0	2	0	0/0	0/0	12
-------	---	---	---	---	-----	-----	----

Wilson	1	0	1	0	0/0	0/0	6
--------	---	---	---	---	-----	-----	---

Gonsoulin	0	0	0	0	0/0	0/0	2
-----------	---	---	---	---	-----	-----	---

Slaughter	0	0	0	0	0/0	0/0	2
-----------	---	---	---	---	-----	-----	---

BRONCOS	38	14	18	6	32/32	13/29	0 303
---------	----	----	----	---	-------	-------	-------

OPPONENTS	50	24	23	3	50/50	14/23	0 392
-----------	----	----	----	---	-------	-------	-------

## RUSHING

No.	Yds.	Avg	Long	TD
-----	------	-----	------	----

Gilchrist	252	954	3.8	44
-----------	-----	-----	-----	----

Haynes	130	526	4.0	43
--------	-----	-----	-----	----

## PASSING

Att.	Comp.	Yds.	Cmp.%	Yd./Att.	TD	TD%	Int.	Int.%	LG
------	-------	------	-------	----------	----	-----	------	-------	----

Slaughter	147	75	864	51.0	5.88	6	4.1	12	8.2	51
-----------	-----	----	-----	------	------	---	-----	----	-----	----

McCormick	253	103	1292	40.7	5.11	7	2.8	14	5.5	90
-----------	-----	-----	------	------	------	---	-----	----	-----	----

Lee	80	44	692	55.0	8.65	5	6.3	3	3.8	66
-----	----	----	-----	------	------	---	-----	---	-----	----

Yards Lost Attempting to Pass	(-208)									
-------------------------------	--------	--	--	--	--	--	--	--	--	--

BRONCOS	482	222	2640	46.1	5.48	18	3.7	30	6.2	90
---------	-----	-----	------	------	------	----	-----	----	-----	----

OPPONENTS	440	202	2960	45.9	6.73	23	5.2	25	5.7	78
-----------	-----	-----	------	------	------	----	-----	----	-----	----

## 1966 FINAL STATISTICS (4-10)

Date	W/L	Score	Opponent	Attend.	RUSHING	No.	Yds.	Avg	Long	TD
Sept 3	L	7-45	at Houston	30,156	Haynes	105	411	3.9	56	1
Sept 18	L	10-24	Boston	25,337	Haynes	129	310	2.4	20	2
Sept 25	L	7-16	N.Y. Jets	29,878	Mitchell	70	199	2.8	21	0
Oct 2	W	40-38	Houston	27,203	Scarpitto	4	110	27.5	63	1
Oct 8	L	10-37	at Kansas City	33,929	Leslie	34	84	2.5	10	0
Oct 16	L	7-24	at Miami	23,393	Chobioan	21	45	2.1	12	2
Oct 23	L	10-56	Kansas City	26,196	Slaughter	1	10	10.0	0	10
Oct 30	L	17-24	at San Diego	25,819	Kellogg	6	3	.5	5	0
Nov 6	W	17-10	at Boston	18,154	McCormick	4	2	.5	3	0
Nov 20	L	3-17	Oakland	26,703	Glacken	2	-1	-5	5	0
Nov 27	W	20-17	San Diego	24,860	TEAM	1	-11	-11.0	-	-
Dec 4	W	17-7	Miami	32,592	BRONCOS	377	1162	3.1	63	6
Dec 11	L	10-28	at Oakland	31,765	OPPONENTS	441	2029	4.6	61	17
Dec 18	L	21-38	at Buffalo	40,538						

## Team Statistics

Den	Opp
TOTAL FIRST DOWNS	171
Rushing	61
Passing	95
Penalty	14

## TOTAL NET YARDS

Den	Opp
Avg. Per Game	225.5
Total Plays	816
Avg. Gain Per Play	3.9

## NET YARDS RUSHING

Den	Opp
Avg. Per Game	83.0
Total Rushes	377
Avg. Per Rush	3.1

## NET YARDS PASSING

Den	Opp
Avg. Per Game	142.5
Att./Completions	402/166
Completion Pct.	41.3

## PUNTS/AVERAGE

Den	Opp
PUNTS/AVERAGE	77/45.2
PENALTIES/YARDS	66/773

## FUMBLES/BALL LOST

Den	Opp
FUMBLES/BALL LOST	36/17
TOUCHDOWNS	22

## TOUCHDOWNS

Den	Opp
Rushing	6
Passing	12
Punt Returns	1

## Pass Interceptions

Den	Opp
Pass Interceptions	3
Fumble Returns	2

## Safety

Den	Opp
Safety	0
PAT (Kicking)	20/20

## Kicking

Den	Opp
Kicking	1/2
Running	1/2

## Passing

Den	Opp
Passing	0
FIELD GOALS	14/25

## FIELD GOALS

Den	Opp
FIELD GOALS	14/25

## SCORING

TD	Ru	Pa	Rt	PAT	FG	S	TP
----	----	----	----	-----	----	---	----

Kroner	0	0	0	20/20	14/25	0	62
--------	---	---	---	-------	-------	---	----

Scarpitto	5	1	4	0	0/0	0/0	32
-----------	---	---	---	---	-----	-----	----

Haynes	3	2	1	0	0/0	0/0	18
--------	---	---	---	---	-----	-----	----

Denson	3	0	3	0	0/0	0/0	18
--------	---	---	---	---	-----	-----	----

Mitchell	2	0	2	0	0/0	0/0	12
----------	---	---	---	---	-----	-----	----

Sellers	2	0	2	0	0/0	0/0	12
---------	---	---	---	---	-----	-----	----

Chobioan	2	2	0	0	0/0	0/0	12
----------	---	---	---	---	-----	-----	----

Taylor	1	0	1	0	0/0	0/0	6
--------	---	---	---	---	-----	-----	---

Haynes	1	1	0	0	0/0	0/0	6
--------	---	---	---	---	-----	-----	---

Bramlett	1	0	1	0	0/0	0/0	6
----------	---	---	---	---	-----	-----	---

Lester	1	0	1	0	0/0	0/0	6
--------	---	---	---	---	-----	-----	---

Wilson	1	0	1	0	0/0	0/0	6
--------	---	---	---	---	-----	-----	---

BRONCOS	22	6	12	4	20/20	14/25	0 196
---------	----	---	----	---	-------	-------	-------

OPPONENTS	47	17	26	4	46/46	17/40	0 381
-----------	----	----	----	---	-------	-------	-------

## RUSHING

Att.	Comp.	Yds.	Cmp.%	Yd./Att.	TD	TD%	Int.	Int.%	LG
------	-------	------	-------	----------	----	-----	------	-------	----

Chobioan	163	82	1110	50.3	6.8	4	2.5	12	7.4	79
----------	-----	----	------	------	-----	---	-----	----	-----	----

McCormick	193	68	993	35.2	5.1	6	3.1	15	7.8	64
-----------	-----	----	-----	------	-----	---	-----	----	-----	----

Slaughter	25	7	124	28.0	5.0	1	4.0	0	0.0	67
-----------	----	---	-----	------	-----	---	-----	---	-----	----

Glacken	11	6	84	54.5	7.6	1	9.0	0	0.0	22
---------	----	---	----	------	-----	---	-----	---	-----	----

Rote	8	3	40	37.5	5.0	0	0.0	1	12.5	20
------	---	---	----	------	-----	---	-----	---	------	----

Haynes	2	0	0	0.0	0.0	0	0.0	2	100.0	0
--------	---	---	---	-----	-----	---	-----	---	-------	---

Yards Lost Attempting to Pass	(-356)									
-------------------------------	--------	--	--	--	--	--	--	--	--	--

BRONCOS	402	166	1995	41.3	5.0	12	3.0	30	7.5	79
---------	-----	-----	------	------	-----	----	-----	----	-----	----

OPPONENTS	397	192	2515	48.5	6.3	26	6.5	13	6.6	79
-----------	-----	-----	------	------	-----	----	-----	----	-----	----

## PASSING

Att.	Comp.	Yds.	Cmp.%	Yd./Att.	TD	TD%	Int.	Int.%	LG
------	-------	------	-------	----------	----	-----	------	-------	----

Chobioan	163	82	1110	50.3	6.8	4	2.5	12	7.4	79
----------	-----	----	------	------	-----	---	-----	----	-----	----

McCormick	193	68	993	35.2	5.1	6	3.1	15	7.8	64
-----------	-----	----	-----	------	-----	---	-----	----	-----	----

Slaughter	25	7	124	28.0	5.0	1	4.0	0	0.0	67
-----------	----	---	-----	------	-----	---	-----	---	-----	----

Glacken	11	6	84	54.5	7.6
---------	----	---	----	------	-----

## 1967 FINAL STATISTICS (3-11)

Date	W/L	Score	Opponent	Attend.	Hayes	85	255	3.0	18	4
Sept 3	W	26-21	Boston	35,488	Tensi	24	4	0.2	13	0
Sept 10	L	0-51	at Oakland	25,423	LeClair	8	6	0.8	10	1
Sept 17	L	21-35	at Miami	29,381	Cassese	1	5	5.0	5	0
Sept 24	L	24-38	N.Y. Jets	35,365	Scarpitto	1	5	5.0	5	0
Oct 1	L	6-10	at Houston	21,798	Crabtree	2	2	1.0	6	0
Oct 8	L	16-17	Buffalo	35,188	Denson	1	-2	-2.0	-2	0
Oct 22	L	21-38	San Diego	34,464	OTHERS	13	38	3.0	10	0
Oct 29	L	9-52	at Kansas City	44,002	<b>BRONCOS</b>	<b>420</b>	<b>1265</b>	<b>3.0</b>	<b>35</b>	<b>10</b>
Nov 5	L	17-21	Oakland	29,043	<b>OPPONENTS</b>	<b>444</b>	<b>2076</b>	<b>4.6</b>	<b>65</b>	<b>21</b>
Nov 12	L	18-20	Houston	30,392						
Nov 19	W	21-20	at Buffalo	30,891	<b>RECEIVING</b>	<b>No.</b>	<b>Yds</b>	<b>Avg</b>	<b>Long</b>	<b>TD</b>
Nov 23	L	20-24	at San Diego	34,586	Denson	46	899	19.5	68	11
Dec 3	W	33-24	at N.Y. Jets	61,615	Crabtree	46	716	15.6	76	5
Dec 17	L	24-38	Kansas City	31,660	Hayes	13	125	9.6	24	0

## Team Statistics

## TOTAL FIRST DOWNS

Rushing 65 115

Passing 91 143

Penalty 16 18

TOTAL NET YARDS 2947 5201

Avg. Per Game 210.5 371.5

Total Plays 852 921

Avg. Gain Per Play 3.5 5.6

NET YARDS RUSHING 1265 2076

Avg. Per Game 90.4 148.3

Total Rushes 420 444

Avg. Per Rush 3.0 4.6

NET YARDS PASSING 1682 3125

Avg. Per Game 120.1 223.2

Att./Completions 374/150 459/214

Completion Pct. 40.1 46.6

Had Intercepted 18 28

PUNTS/AVERAGE 105/44.9 65/41.5

Had Blocked 1 1

PUNT RETURNS 26/351 61/726

Avg. Per Return 13.5 11.9

KICKOFF RETURNS 60/1518 42/1046

Avg. Per Return 25.3 24.9

INTERCEPTIONS/RET. 28/413 18/262

PENALTIES/YARDS 48/512 58/628

FUMBLES/BALL LOST 30/12 23/12

TOUCHDOWNS 31 52

Rushing 10 21

Passing 17 27

Others 4 4

PAT (Kicking) 28/30 48/49

PAT (Passing) 1/1 1/2

PAT (Rushing) 0/0 1/1

FIELD GOALS 12/27 15/31

## SCORING

TD Ru Pa Rt PAT FG S TP

Denson 11 0 11 0 0/0 0/0 0 66

Humphries 0 0 0 0 18/19 7/15 0 39

Hickey 5 4 1 0 0/0 0/0 0 30

Crabtree 5 0 5 0 0/0 0/0 0 30

Hayes 4 4 0 0 0/0 0/0 0 26

Little 2 1 0 1 0/0 0/0 0 12

Wilson 2 0 0 2 0/0 0/0 0 12

Sellers 1 0 0 1 0/0 0/0 0 6

LeClair 1 1 0 0 0/0 0/0 0 6

OTHERS 0 0 0 0 10/11 5/13 0 25

TEAM 0 0 0 0 0/0 0/0 2 4

BRONCOS 31 10 17 4 28/30 12/28 2 256

OPPONENTS 52 21 27 4 48/49 15/31 0 409

## RUSHING

No. Yds. Avg Long TD

Little 130 381 2.9 14 1

Mitchell 82 308 3.8 35 0

Hickey 73 263 3.6 20 4

## PASSING

Att. Comp. Yds. Cmp.% Yd./Att. TD TD% Int. Int.% LG

Tensi 325 131 1915 40.3 5.9 16 4.9 17 5.2 76

LeClair 45 19 275 42.2 6.1 1 6.1 1 2.2 48

Glacken 4 0 0 0.0 0.0 0 0.0 0 0.0 0

Yards Lost Attempting to Pass (-508)

BRONCOS 374 150 1682 40.1 4.5 17 4.5 18 4.8 76

OPPONENTS 459 214 3125 46.6 6.8 27 5.9 28 6.1 79

## 1968 FINAL STATISTICS (5-9)

Date	W/L	Score	Opponent	Attend.	RUSHING	No.	Yds.	Avg	Long	TD
Sept 15	L	10-24	at Cincinnati	25,049	Little	158	584	3.7	65	3
Sept 22	L	2-34	at Kansas City	45,821	Briscoe	41	308	7.5	34	3
Sept 29	L	17-20	Boston	37,024	Lynch	66	221	3.3	19	4
Oct 6	W	10-7	Cincinnati	41,257	Ford	41	186	4.5	23	1
Oct 13	W	21-13	at N.Y. Jets	62,052	McCarthy	28	89	3.1	12	0
Oct 20	L	24-55	at San Diego	42,953	Erwin	24	76	3.1	9	0
Oct 27	W	21-14	Miami	44,115	Van Heusen	1	6	6.0	6	0
Nov 3	W	35-14	at Boston	18,304	Haffner	2	2	1.0	1	0
Nov 10	L	7-43	Oakland	50,002	Jones	1	-1	-1.0	-1	0
Nov 17	L	17-38	at Houston	36,075	OTHERS	49	143	2.9	14	0
Nov 24	W	34-32	Buffalo	35,201	<b>BRONCOS</b>	<b>411</b>	<b>1614</b>	<b>3.9</b>	<b>65</b>	<b>11</b>
Dec 1	L	23-47	San Diego	35,212	<b>OPPONENTS</b>	<b>457</b>	<b>1861</b>	<b>4.1</b>	<b>65</b>	<b>20</b>
Dec 8	L	27-33	at Oakland	47,754						
Dec 14	L	7-30	Kansas City	38,463						

## Team Statistics

## TOTAL FIRST DOWNS

Rushing 75 94

Passing 217 217

Penalty 18 12

TOTAL NET YARDS 3971 5024

Avg. Per Game 283.6 358.9

Total Plays 897 916

Avg. Gain Per Play 4.4 5.5

NET YARDS RUSHING 1614 1861

Avg. Per Game 115.3 132.9

Total Rushes 411 457

Avg. Per Rush 3.9 4.1

NET YARDS PASSING 2357 3163

Avg. Per Game 168.4 225.9

Att./Completions 427/179 429/217

Completion Pct. 41.9 50.6

Had Intercepted 27 20

PUNTS/AVERAGE 96/42.7 76/43.0

Had Blocked 1 1

PUNT RETURNS 38/332 46/282

Avg. Per Return 8.7 6.1

KICKOFF RETURNS 60/1361 29/704

Avg. Per Return 22.7 24.3

INTERCEPTIONS/RET. 20/165 27/328

PENALTIES/YARDS 73/772 64/750

FUMBLES/BALL LOST 28/13 24/12

TOUCHDOWNS 32 48

Rushing 11 20

Passing 20 25

Others (Ret.) 1 3

Others (Safety) 1 2

PAT (Kicking) 31/31 47/47

PAT (Passing) 0/1 1/1

PAT (Rushing) 0/0 0/0

FIELD GOALS 10/23 21/34

## SCORING

TD Ru Pa Rt PAT FG S TP

Howfield 0 0 0 0 30/30 9/18 0 57

Crabtree 5 0 5 0 0/0 0/0 0 30

Little 5 3 1 1 0/0 0/0 0 30

Denson 5 0 5 0 0/0 0/0 0 30

Lynch 4 4 0 0 0/0 0/0 0 24

Briscoe 3 3 0 0 0/0 0/0 0 18

Van Heusen 3 0 3 0 0/0 0/0 0 18

Jones 2 0 2 0 0/0 0/0 0 12

McCarthy 2 0 2 0 0/0 0/0 0 12

Haffner 1 0 1 0 0/0 0/0 0 6

Beer 1 0 1 0 0/0 0/0 0 6

Ford 1 1 0 0 0/0 0/0 0 6

OTHERS 0 0 0 0 1/1 1/5 0 4

TEAM 0 0 0 0 0/0 0/0 1 2

BRONCOS 32 11 20 1 31/31 10/23 1 255

OPPONENTS 48 20 25 3 47/47 21/34 0 404

## PASSING

Att. Comp. Yds. Cmp.% Yd./Att. TD TD% Int. Int.% LG

Briscoe 224 93 1589 41.5 7.09 14 6.3 13 5.8 166

Tensi 119 48 709 40.3 5.96 5 4.2 8 6.7 172

DiVito 6 1 16 16.6 2.67 0 0.0 0 0.0 16

Haffner 1 1 18 100.0 18.00 0 0.0 0 0.0 18

Lynch 2 1 4 50.0 2.00 0 0.0 0 0.0 4

OTHERS 73 36 506 46.1 6.93 1 1.4 6 8.2 50

Yards Lost Attempting to Pass (-469)

BRONCOS 427 179 2357 41.9 5.52 20 4.7 27 6.3 172

OPPONENTS 429 217 3163 50.6 7.37 25 5.8 20 4.7 194

## Team Statistics

## TOTAL FIRST DOWNS

Rushing 75 94

Passing 217 217

Penalty 18 12

TOTAL NET YARDS 3971 5024

Avg. Per Game 283.6 358.9

Total Plays 897 916

Avg. Gain Per Play 4.4 5.5

NET YARDS RUSHING 1614 1861

Avg. Per Game 115.3 132.9

Total Rushes 411 457

Avg. Per Rush 3.9 4.1

NET YARDS PASSING 2357 3163

Avg. Per Game 168.4 225.9

Att./Completions 427/179 429/217

Completion Pct. 41.9 50.6

Had Intercepted 27 20

PUNTS/AVERAGE 96/42.7 76/43.0

Had Blocked 1 1

PUNT RETURNS 38/332 46/282

Avg. Per Return 8.7 6.1

KICKOFF RETURNS 60/1361 29/704

Avg. Per Return 22.7 24.3

INTERCEPTIONS/RET. 20/165 27/328

PENALTIES/YARDS 73/772 64/750

FUMBLES/BALL LOST 28/13 24/12

TOUCHDOWNS 32 48

Rushing 11 20

Passing 20 25

Others (Ret.) 1 3

Others (Safety) 1 2

PAT (Kicking) 31/31 47/47

PAT (Passing) 0/1 1/1

PAT (Rushing) 0/0 0/0

FIELD GOALS 10/23 21/34

## SCORING

TD Ru Pa Rt PAT FG S TP

Howfield 0 0 0 0 30/30 9/18 0 57

Crabtree 5 0 5 0 0/0 0/0 0 30

Little 5 3 1 1 0/0 0/0 0 30

Denson 5 0 5 0 0/0 0/0 0 30

Lynch 4 4 0 0 0/0 0/0 0 24

Briscoe 3 3 0 0 0/0 0/0 0 18

Van Heusen 3 0 3 0 0/0 0/0 0 18

Jones 2 0 2 0 0/0 0/0 0 12

McCarthy 2 0 2 0 0/0 0/0 0 12

Haffner 1 0 1 0 0/0 0/0 0 6

Beer 1 0 1 0 0/0 0/0 0 6

Ford 1 1 0 0 0/0 0/0 0 6

OTHERS 0 0 0 0 1/1 1/5 0 4

TEAM 0 0 0 0 0/0 0/0 1 2

BRONCOS 32 11 20 1 31/31 10/23 1 255

OPPONENTS 48 20 25 3 47/47 21/34 0 404

## PASSING

Att. Comp. Yds. Cmp.% Yd./Att. TD TD% Int. Int.% LG

Briscoe 224 93 1589 41.5 7.09 14 6.3 13 5.8 166

Tensi 119 48 709 40.3 5.96 5 4.2 8 6.7 172

DiVito 6 1 16 16.6 2.67 0 0.0 0 0.0 16

Haffner 1 1 18 100.0 18.00 0 0.0 0 0.0 18

Lynch 2 1 4 50.0 2.00 0 0.0 0 0.0 4

OTHERS 73 36 506 46.1 6.93 1 1.4 6 8.2 50

Yards Lost Attempting to Pass (-469)

BRONCOS 427 179 2357 41.9 5.52 20 4.7 27 6.3 172

OPPONENTS 429 217 3163 50.6 7.37 25 5.8 20 4.7 194



## 1969 FINAL STATISTICS (5-8-1)

Date	W/L	Score	Opponent	Attend.	RUSHING	No.	Yds.	Avg	Long	TD
Sept 1	W	35-7	Boston	43,482	Little	146	729	5.0	48	6
Sept 21	W	21-19	N.Y. Jets	50,583	Lynch	96	407	4.2	54	2
Sept 28	L	28-41	at Buffalo	40,302	Quayle	57	183	3.2	17	0
Oct 5	L	13-26	Kansas City	50,564	Smiley	56	166	3.0	26	3
Oct 12	L	14-24	Oakland	49,511	Tensi	12	63	5.3	17	0
Oct 19	W	30-23	at Cincinnati	27,920	Liske	10	50	5.0	19	0
Oct 26	L	21-24	at Houston	45,348	Williams	10	18	1.8	8	1
Nov 2	W	13-0	San Diego	45,511	Denson	1	9	9.0	9	0
Nov 9	L	10-41	at Oakland	54,416	Burnett	5	9	1.8	5	0
Nov 16	T	20-20	Houston	45,002	Jones	1	3	3.0	3	0
Nov 23	L	24-45	at San Diego	34,664	<b>BRONCOS</b>	<b>394</b>	<b>1637</b>	<b>4.2</b>	<b>54</b>	<b>12</b>
Nov 27	L	17-31	at Kansas City	48,773	<b>OPPONENTS</b>	<b>436</b>	<b>1709</b>	<b>3.9</b>	<b>143</b>	<b>15</b>
Dec 7	L	24-27	at Miami	25,332						
Dec 14	W	27-16	Cincinnati	42,198						

## Team Statistics

	Den	Opp
TOTAL FIRST DOWNS	243	278
Rushing	87	95
Passing	130	151
Penalty	26	30
TOTAL NET YARDS	4161	4688
Avg. Per Game	297.2	334.9
Total Plays	841	918
Avg. Gain Per Play	4.9	5.1
NET YARDS RUSHING	1637	1709
Avg. Per Game	116.9	122.1
Total Rushes	394	436
Avg. Per Rush	4.2	3.9
NET YARDS PASSING	2524	2932
Avg. Per Game	180.3	209.4
Att./Completions	403/192	437/223
Completion Pct.	47.6	51.0
Had Intercepted	23	14
Touchdowns	23	19
Avg. Gain per Attempt	6.3	6.7
Avg. Gain per Completion	13.1	13.1
PUNTS/AVERAGE	72/40.1	71/43.1
Had Blocked	1	0
PUNT RETURNS	37/450	35/246
Avg. Per Return	12.2	7.0
KICKOFF RETURNS	56/1323	21/471
Avg. Per Return	23.6	22.4
INTERCEPTIONS/RET.	14/228	23/421
PENALTIES/YARDS	79/738	84/901
FUMBLES/BALL LOST	15/8	24/14
TOUCHDOWNS	37	40
Rushing	12	15
Passing	23	19
Others (Safety)	2	6
PAT (Kicking)	36/37	38/39
PAT (Passing)	0/0	0/1
PAT (Rushing)	0/0	0/0
FIELD GOALS	13/29	22/32

	No.	Yds	Avg	Long	TD
Denson	53	809	15.3	162	10
Haffner	35	563	16.1	46	5
Embree	29	469	16.2	179	5
Little	19	218	11.5	167	1
Quayle	11	167	15.2	71	0
Beer	9	200	22.2	48	0
Pivec	9	117	13.0	18	0
Lynch	9	86	9.6	19	0
Williams	5	56	11.2	14	0
Smiley	5	23	4.6	17	1
Buckman	4	48	12.0	20	1
Van Heusen	3	64	31.3	36	0
Pastrana	1	15	15.0	15	0
<b>BRONCOS</b>	<b>192</b>	<b>2835</b>	<b>14.8</b>	<b>179</b>	<b>23</b>
<b>OPPONENTS</b>	<b>223</b>	<b>3295</b>	<b>14.8</b>	<b>186</b>	<b>19</b>

	No.	Yds	Avg	Long	TD
Thompson	3	92	30.7	157	1
Burrell	2	65	32.5	138	1
Cavness	2	30	15.0	29	0
Huard	2	18	9.0	18	0
Greer	2	13	6.5	13	0
Cunningham	2	10	5.0	5	0
Hollomon	1	0	0.0	-	0
<b>BRONCOS</b>	<b>14</b>	<b>228</b>	<b>16.3</b>	<b>157</b>	<b>2</b>
<b>OPPONENTS</b>	<b>23</b>	<b>421</b>	<b>18.3</b>	<b>66</b>	<b>4</b>

	No.	Yds	Avg	Long	B
Van Heusen	25	1021	40.8	61	0
Hollomon	47	1868	39.7	57	1
<b>BRONCOS</b>	<b>72</b>	<b>2889</b>	<b>40.1</b>	<b>61</b>	<b>1</b>
<b>OPPONENTS</b>	<b>71</b>	<b>3059</b>	<b>43.1</b>	<b>98</b>	<b>0</b>

	Ret	FC	Yds	Avg	Lg	TD
Thompson	25	5	288	11.5	40	0
Little	6	2	70	11.7	52	0
Burrell	5	2	56	11.2	42	0
Greer	1	0	36	36.0	36	0
<b>BRONCOS</b>	<b>37</b>	<b>9</b>	<b>450</b>	<b>12.2</b>	<b>52</b>	<b>0</b>
<b>OPPONENTS</b>	<b>35</b>	<b>20</b>	<b>246</b>	<b>7.0</b>	<b>36</b>	<b>0</b>

	No.	Yds	Avg	Lg	TD
Thompson	18	513	28.5	63	0
Williams	23	574	25.0	38	0
Burrell	6	108	18.0	30	0
Little	3	81	27.0	30	0
Criter	3	31	10.3	14	0
Barnes	1	16	16.0	16	0
Hollomon	1	0	0.0	-	0
Myrtle	1	0	0.0	-	0
<b>BRONCOS</b>	<b>56</b>	<b>1323</b>	<b>23.6</b>	<b>63</b>	<b>0</b>
<b>OPPONENTS</b>	<b>21</b>	<b>471</b>	<b>22.4</b>	<b>153</b>	<b>1</b>

	Att.	Comp.	Yds.	Cmp.%	Yd/Att.	Tkd/Yds	TD	TD%	Int.	Int.%	LG
Tensi	286	131	1990	45.8	7.0	29/208	14	4.9	12	4.2	179
Liske	115	61	845	53.0	7.3	15/103	9	7.8	11	9.6	71
Little	2	0	0	0.0	0.0	0/0	0	0.0	0	0.0	-
<b>BRONCOS</b>	<b>403</b>	<b>192</b>	<b>2835</b>	<b>47.6</b>	<b>7.0</b>	<b>44/311</b>	<b>23</b>	<b>5.7</b>	<b>23</b>	<b>5.7</b>	<b>179</b>
<b>OPPONENTS</b>	<b>437</b>	<b>223</b>	<b>3295</b>	<b>51.0</b>	<b>7.5</b>	<b>45/363</b>	<b>19</b>	<b>4.3</b>	<b>14</b>	<b>3.2</b>	<b>186</b>

## 1970 FINAL STATISTICS (5-8-1)

Date	W/L	Score	Opponent	Attend.	Haffner	1	0	1	0	0/0	0/0	0	6
Sept 20	W	25-10	at Buffalo	34,882	Liske	1	1	0	0	0/0	0/0	0	6
Sept 27	W	16-13	Pittsburgh	50,705	Lynch	1	1	0	0	0/0	0/0	0	6
Oct 4	W	26-13	Kansas City	50,705	Pastrana	1	1	0	0	0/0	0/0	0	6
Oct 11	L	23-35	at Oakland	54,436	Washington	0	0	0	0	0/0	0/0	1	2
Oct 18	W	24-10	Atlanta	50,705	TEAM	0	0	0	0	0/0	0/0	1	2
Oct 25	L	14-19	at San Francisco	39,515	<b>BRONCOS</b>	<b>28</b>	<b>17</b>	<b>11</b>	<b>0</b>	<b>27/28</b>	<b>18/32</b>	<b>2</b>	<b>253</b>
Nov 1	L	3-19	Washington	50,705	<b>OPPONENTS</b>	<b>28</b>	<b>7</b>	<b>20</b>	<b>1</b>	<b>27/28</b>	<b>23/36</b>	<b>0</b>	<b>264</b>
Nov 8	L	21-24	at San Diego	48,327									
Nov 15	L	19-24	Oakland	50,959									
Nov 22	W	31-6	at New Orleans	66,837									
Nov 29	L	21-31	at Houston	35,733									
Dec 6	L	0-16	at Kansas City	50,454									
Dec 13	T	17-17	San Diego	50,959									
Dec 20	L	13-27	Cleveland	51,001									

## Team Statistics

TOTAL FIRST DOWNS	217	199	Tensi	4	14	3.5	15	0
Rushing	87	67	Haffner	1	1	1.0	1	0
Passing	112	118	BRONCOS	436	1802	4.1	180	17
Penalty	18	14	OPPONENTS	409	1351	3.3	165	7

	No.	Yds	Avg	Long	TD
Denson	47	646	13.7	42	2
Whalen	36	503	14.0	34	3
Crenshaw	18	105	5.8	35	1
Little	17	161	9.5	39	0
Van Heusen	16	382	23.9	74	2
Haffner	12	196	16.3	128	1
Anderson	9	140	15.6	37	0
Masters	9	83	9.2	18	2
Turner	8	23	2.9	11	0
Lynch	7	69	9.9	36	0
Embree	4	50	12.5	20	0
<b>BRONCOS</b>	<b>183</b>	<b>2358</b>	<b>12.9</b>	<b>74</b>	<b>11</b>
<b>OPPONENTS</b>	<b>191</b>	<b>2810</b>	<b>14.7</b>	<b>163</b>	<b>20</b>

	No.	Yds	Avg	Long	TD
Martha	6	99	16.5	50	0
Greer	4	20	5.0	15	0
Gordon	3	26	8.7	24	0
Thompson	2	65	32.5	33	0
Wade	1	10	10.0	10	0
<b>BRONCOS</b>	<b>16</b>	<b>220</b>	<b>13.8</b>	<b>50</b>	<b>0</b>
<b>OPPONENTS</b>	<b>28</b>	<b>213</b>	<b>7.6</b>	<b>26</b>	<b>0</b>

	No.	Yds	Avg	Lg	B
Van Heusen	87	3732	42.9	84	0
<b>OPPONENTS</b>	<b>89</b>	<b>3998</b>	<b>44.9</b>	<b>68</b>	<b>0</b>

	Ret	FC	Yds	Avg	Lg	TD
Thompson	23	1	233	10.1	45	0
Greer	14	4	123	8.8	38	0
Little	22	3	187	8.5	24	0
Jaquess	4	5	13	3.3	7	0
<b>BRONCOS</b>	<b>63</b>	<b>13</b>	<b>556</b>	<b>8.8</b>	<b>45</b>	<b>0</b>
<b>OPPONENTS</b>	<b>56</b>	<b>16</b>	<b>416</b>	<b>7.4</b>	<b>60</b>	<b>0</b>

BRONCOS	44	60	45	104	253					
OPPONENTS	74	93	57	40	264	KICKOFF RETURNS	No.	Yds	Avg	Lg TD

SCORING	TD	Ru	Pa	R	PAT	FG	S	TP						
Howfield	0	0	0	0	27/28	18/32	0	81	Thompson	9	188	20.9	29	0
Crenshaw	6	5	1	0	0/0	0/0	0	36	Hendren	8	197	24.6	28	0
Anderson	4	4	0	0	0/0	0/0	0	24	Little	6	126	21.0	30	0
Little	3	3	0	0	0/0	0/0	0	18	Crier	2	20	10.0	10	0
Whalen	3	0	3	0	0/0	0/0	0	18	Turner	1	31	31.0	31	0
Danson	2	0	2	0	0/0	0/0	0	12	Washington	1	20	20.0	20	0
Masters	2	0	2	0	0/0	0/0	0	12	Myrtle	1	1	1.0	1	0
Turner	2	2	0	0	0/0	0/0	0	12	Lynch	0	11	-	11	0
Van Heusen	2	0	2	0	0/0	0/0	0	12	BRONCOS	49	1114	22.7	39	0
									OPPONENTS	24	544	22.7	51	0

## 1971 FINAL STATISTICS (4-9-1)

Date	W/L	Score	Opponent	Attend.	RUSHING	No.	Yds.	Avg	Long	TD
Sept 19	T	10-10	Miami	51,228	Little	284	1133	4.0	40	6
Sept 26	L	13-34	at Green Bay	47,957	Anderson	139	533	3.8	36	3
Oct 3	L	3-16	Kansas City	51,200	Lynch	26	162	6.2	23	0
Oct 10	L	16-27	Oakland	51,200	Masters	7	71	10.1	37	0
Oct 17	W	20-16	San Diego	51,200	Post	18	44	2.4	16	0
Oct 24	W	27-0	at Cleveland	75,674	Turner, C.	17	43	2.5	9	0
Oct 31	L	16-17	at Philadelphia	65,358	Harrison	5	36	7.2	16	0
Nov 7	L	20-24	Detroit	51,200	Mosier	4	31	7.8	29	0
Nov 14	L	10-24	Cincinnati	51,200	Horn	6	15	2.5	10	0
Nov 21	L	10-28	at Kansas City	49,945	Van Heusen	1	10	10.0	10	0
Nov 28	W	22-10	at Pittsburgh	39,710	Simmons	1	7	7.0	7	0
Dec 5	W	6-3	Chicago	51,200	Ramsey	3	6	2.0	6	0
Dec 12	L	17-45	at San Diego	44,347	Gehrke	1	2	2.0	2	0
Dec 19	L	13-21	at Oakland	54,651	BRONCOS	512	2093	4.1	40	9
					OPPONENTS	426	1834	4.3	54	11

Team Statistics	Den	Opp										
TOTAL FIRST DOWNS	217	206	RECEIVING	No.	Yds	Avg	Long	TD				
Rushing	102	90	Anderson	37	353	9.5	31	1				
Passing	105	91	Masters	27	382	14.1	25	1				
Penalty	10	25	Little	26	255	9.8	74	0				
TOTAL NET YARDS	4158	3819	Simmmons	25	403	16.1	47	1				
Avg. Per Game	297.0	272.9	Harrison	19	265	13.9	43	2				
Total Plays	891	825	Gehrke	14	254	18.1	48	0				
Avg. Gain Per Play	4.7	4.6	Whalen	7	124	17.7	35	0				
NET YARDS RUSHING	2093	1834	Turner, C.	7	65	9.3	17	1				
Avg. Per Game	149.5	131.0	Post	4	46	11.5	15	1				
Total Rushes	512	426	Mosier	3	36	12.0	19	0				
Avg. Per Rush	4.1	4.3	Lynch	2	42	21.0	40	1				
NET YARDS PASSING	2065	1985	Bowdell	1	19	19.0	19	0				
Avg. Per Game	147.5	141.8	Van Heusen	1	10	10.0	10	0				
Sacked/Yards Lost	22/178	44/435	Washington	1	0	0.0	0	0				
Gross Yards	2243	2420	Schnitker	0	-11	-11.0	-11	0				
Att./Completions	357/175	356/150	BRONCOS	175	2243	12.8	74	8				
Completion Pct.	49.0	42.1	OPPONENTS	150	2420	16.1	77	18				
Had Intercepted	27	20										
Avg. Gain per Attempt	5.4	5.0	INTERCEPTIONS	No.	Yds	Avg	Long	TD				
Avg. Gain per Completion	12.8	16.1	Thompson	5	83	16.6	42	0				
PUNTS/AVERAGE	76/41.8	67/45.7	Forsberg	3	75	25.0	40	1				
Had Blocked	2	0	Myrtle	3	64	21.3	30	0				
PUNT RETURNS	41/320	45/468	Greer	3	32	10.7	30	0				
Avg. Per Return	7.8	10.4	Gordon	2	21	10.5	21	0				
KICKOFF RETURNS	44/960	43/1059	Mitchell	2	0	0.0	0	0				
Avg. Per Return	21.8	24.6	Washington	1	8	8.0	8	0				
INTERCEPTIONS/RET.	20/268	27/432	Underwood	1	5	5.0	5	0				
PENALTIES/YARDS	67/781	78/771	BRONCOS	20	288	14.4	42	1				
FUMBLES/BALL LOST	25/12	36/20	OPPONENTS	27	432	16.0	69	2				
TOUCHDOWNS	18	32										
Rushing	9	11	PUNTING	No.	Yds	Avg	Lg	B				
Passing	8	16	Van Heusen	76	3176	41.8	62	2				
Others (see individuals)	1	3	OPPONENTS	67	3061	45.7	73	0				
POINTS AFTER TOUCHDOWN	18	32										
FIELD GOALS	25/38	17/34										
Distance	1-19	20-29	30-39	40-49	50+							
Howfield	2/3	3/6	5/7	6/9	2/5							
OPP	5/5	6/9	4/7	2/11	0/2							
						PUNT RETURNS	Ret	FC	Yds	Avg	Lg	TD
						Thompson	29	4	274	9.4	28	0
						Greer	11	0	46	4.2	14	0
						Mitchell	0	1	0	0.0	0	0

Score By Periods	1	2	3	4	OT	Total
BRONCOS	39	62	32	70		203
OPPONENTS	54	74	86	61		275

SCORING	TD	Ru	Pa	Rt	PAT	FG	S	TP
Turner	0	0	0	0	18/18	25/38	0	93
Little	6	6	0	0	0/0	0/0	0	36
Anderson	4	3	1	0	0/0	0/0	0	24
Harrison	2	0	2	0	0/0	0/0	0	12
Lynch	1	0	1	0	0/0	0/0	1	8
Post	1	0	1	0	0/0	0/0	0	6
Simmons	1	0	1	0	0/0	0/0	0	6
Masters	1	0	1	0	0/0	0/0	0	6
Forsberg	1	0	1	0	0/0	0/0	0	6
Turner, C.	1	0	1	0	0/0	0/0	0	6
BRONCOS	18	9	8	1	18/18	25/38	1	203
OPPONENTS	32	11	18	3	32/32	17/34	0	275

PASSING	Att.	Comp.	Yds.	Cmp.%	Yd./Att.	Tkd/Yds	TD	TD%	Int.	Int.%	LG
Ramsey	178	84	1120	47.2	6.29	13/105	5	2.8	13	7.3	-
Horn	173	89	1056	51.4	6.10	8/67	3	1.7	14	8.1	-
Anderson	3	1	48	33.3	16.00	1/6	0	0.0	0	0.0	-
Gehrke	2	1	19	50.0	9.50	0/0	0	0.0	0	0.0	-
Little	1	0	0	0.0	0.00	0/0	0	0.0	0	0.0	-
Van Heusen	1	0	0	0.0	0.00	0/0	0	0.0	0	0.0	-
BRONCOS	358	175	2243	48.9	6.27	22/178	8	2.2	27	7.5	74
OPPONENTS	356	150	2420	42.1	5.78	44/435	18	5.1	20	5.6	-

## 1972 FINAL STATISTICS (5-9)

Date	W/L	Score	Opponent	Attend.	RUSHING	No.	Yds.	Avg	Long	TD
Sept 17	W	30-17	Houston	51,656	Little	216	859	4.0	155	9
Sept 24	L	14-37	at San Diego	49,048	Anderson	72	319	4.4	40	1
Oct 1	L	24-45	Kansas City	51,656	Dawkins	56	243	4.4	19	2
Oct 8	L	10-21	at Cincinnati	55,812	Lynch	34	164	4.8	28	2
Oct 15	L	20-23	Minnesota	51,656	Van Heusen	3	76	25.3	166	1
Oct 22	W	23-23	at Oakland	53,551	Odums	5	72	14.4	27	0
Oct 29	L	20-27	Cleveland	51,656	Krieg	1	63	63.0	63	0
Nov 5	L	17-29	at N.Y. Giants	62,689	Ramsey	5	15	3.0	18	2
Nov 12	W	16-10	at Los Angeles	65,398	Moses	2	11	5.5	14	0
Nov 19	L	20-37	Oakland	51,656	Harrison	1	9	9.0	9	0
Nov 26	L	20-23	at Atlanta	58,850	OTHERS	14	7	.5	0	0
Dec 3	L	21-24	at Kansas City	66,725	BRONCOS	409	1838	4.5	166	17
Dec 10	W	38-13	San Diego	51,478	OPPONENTS	439	1668	3.8	51	15
Dec 17	W	45-21	New England	51,656						

Team Statistics	Den	Opp
TOTAL FIRST DOWNS	237	251
Rushing	87	102
Passing	132	123
Penalty	18	26
Third-Down Efficiency	75/177	74/190
TOTAL NET YARDS	4472	3851
Avg. Per Game	319.4	275.1
Total Plays	831	876
Avg. Gain Per Play	5.4	4.4
NET YARDS RUSHING	1838	1668
Avg. Per Game	131.3	119.1
Total Rushes	409	439
Avg. Per Rush	4.5	3.8
NET YARDS PASSING	2634	2181
Avg. Per Game	188.1	155.9
Sacked/Yards Lost	38/266	41/357
Gross Yards	2900	2540
Att./Completions	384/201	397/206
Completion Pct.	52.3	51.9
Had Intercepted	23	10
PUNTS/AVERAGE	60/40.1	66/45.2
PUNT RETURNS/AVG	28/11.1	28/2.9
KICKOFF RETURNS/AVG	55/22.8	54/23.1
MISC. RETURNS/AVG	18/30	15/81
INTERCEPTIONS/RET.	10/10.9	23/19.2
PENALTIES/YARDS	89/827	83/784
FUMBLES/BALL LOST	25/11	27/12
TOTAL POINTS	325	350
Avg. Points per Game	23.2	25.0
Touchdowns	38	41
By Rushing	17	15
By Passing	19	19
By Returns	2	7
Field Goals	20/29	21/33
Conversions	37	39

RECEIVING	No.	Yds	Avg	Long	TD
Sherman	38	661	17.4	55	3
Little	28	366	13.1	40	4
Masters	25	393	15.7	27	3
Anderson	23	216	9.3	40	1
Odums	21	320	15.2	48	1
Dawkins	18	242	13.4	60	0
Simmons	17	235	13.8	135	2
Moses	15	224	15.0	33	5
Lynch	7	75	10.7	17	0
Krieg	4	99	24.8	37	0
Van Heusen	4	59	14.8	25	0
Turner, C.	1	10	10.0	10	0
BRONCOS	201	2900	14.9	60	19
OPPONENTS	206	2540	12.3	157	19

INTERCEPTIONS	No.	Yds	Avg	Long	TD
Mitchell	3	27	9.0	27	0
Greer	2	18	9.0	17	0
Graham	2	10	5.0	7	0
Prece	1	30	30.0	30	0
Montgomery, R.	1	20	20.0	20	0
Thompson	1	4	4.0	4	0
BRONCOS	10	109	10.9	30	0
OPPONENTS	23	441	19.2	161	6

PUNTING	No.	Yds	Avg	Lg	B
Van Heusen	60	2408	40.1	60	1
OPPONENTS	66	2980	45.2	69	0

PUNT RETURNS	Ret	FC	Yds	Avg	Lg	TD
Thompson	3	1	84	28.0	59	0
Greer	3	0	66	22.0	165	1
Sherman	10	5	89	8.9	18	0
Little	8	2	64	8.0	29	0
OTHERS	4	0	7	1.8	5	0
BRONCOS	28	8	310	11.1	165	1
OPPONENTS	26	19	249	8.9	166	1

Score By Periods	1	2	3	4	OT	Total
BRONCOS	85	92	54	94		325
OPPONENTS	35	120	81	114		350

SCORING	TD	Ru	Pa	Rt	PAT	FG	S	TP
Turner	0	0	0	0	37/37	20/29	0	97
Little	13	9	4	0	0/0	0/0	0	78
Moses	5	0	5	0	0/0	0/0	0	30
Masters	3	0	3	0	0/0	0/0	0	18
Sherman	3	0	3	0	0/0	0/0	0	18
Anderson	2	1	1	0	0/0	0/0	0	12
Ramsey	2	2	0	0	0/0	0/0	0	12
Simmons	2	0	2	0	0/0	0/0	0	12
Dawkins	2	2	0	0	0/0	0/0	0	12
Lynch	2	2	0	0	0/0	0/0	0	12
Van Heusen	1	1	0	0	0/0	0/0	0	6
Montgomery	1	0	0	1	0/0	0/0	0	6
Odums	1	0	1	0	0/0	0/0	0	6
Greer	1	0	0	1	0/0	0/0	0	6
BRONCOS	38	17	19	2	37/37	20/29	0	325
OPPONENTS	41	15	19	7	39/39	21/33	1	350

PASSING	Att.	Comp.	Yds.	Cmp.%	Yd./Att.	Tkd/Yds	TD	TD%	Int.	Int.%	LG
Johnson	238	132	1783	55.5	7.53	12/82	14	5.8	14	5.8	40
Ramsey	137	65	1050	47.4	7.79	26/184	3	2.2	9	6.6	60
Little	2	2	43	100	21.52	0/0	1	50.0	0	0.0	35
Anderson	3	1	14	33.3	4.75	0/0	1	3.3	0	0.0	14
Ernst	4	1	10	25.0	2.56	0/0	0	0.0	0	0.0	10
BRONCOS	384	201	2900	52.3	7.84	38/266	19	4.9	23	6.0	60
OPPONENTS	397	206	2540	51.9	6.41	41/357	19	4.8	10	2.5	157

## 1973 FINAL STATISTICS (7-5-2)

Date	W/L	Score	Opponent	Attend.	RUSHING	No.	Yds.	Avg	Long	TD
Sept 16	W	28-10	Cincinnati	49,059	Little	256	979	3.8	47	12
Sept 23	L	34-36	San Francisco	51,706	Dawkins	160	706	4.4	72	2
Sept 30	L	14-33	Chicago	51,159	Armstrong	26	90	3.5	24	0
Oct 7	L	14-16	at Kansas City	71,414	Anderson	19	61	3.2	11	1
Oct 14	W	48-20	at Houston	32,801	Odoms	5	53	10.6	21	0
Oct 22	T	23-23	Oakland	51,270	Ross	5	21	4.2	8	0
Oct 28	W	40-28	at New York	55,108	Van Heusen	4	34	8.5	32	0
Nov 4	T	17-17	at St. Louis	46,565	Moses	3	25	8.3	8	1
Nov 11	W	30-19	San Diego	51,034	Johnson	7	-2	-3	0	0
Nov 18	W	23-13	at Pittsburgh	48,580	Simmons	1	-4	-4.0	-4	0
Nov 25	W	14-10	Kansas City	51,331	Masters	1	-9	-9.0	-9	0
Dec 2	L	10-22	Dallas	51,508	<b>BRONCOS</b>	<b>487</b>	<b>1954</b>	<b>4.0</b>	<b>72</b>	<b>16</b>
Dec 9	W	42-28	at San Diego	44,954	<b>OPPONENTS</b>	<b>455</b>	<b>1795</b>	<b>4.0</b>	<b>30</b>	<b>14</b>
Dec 16	L	17-21	at Oakland	51,910						

Team Statistics	Den	Opp	RECEIVING						
TOTAL FIRST DOWNS	253	239	Odoms	43	629	14.6	47	7	
Rushing	111	97	Little	41	423	10.3	50	1	
Passing	127	121	Dawkins	30	329	11.0	42	0	
Penalty	15	21	Moses	28	518	18.5	76	8	
Third-Down Efficiency	79/203	77/203	Anderson	15	153	10.2	29	0	
TOTAL NET YARDS	4473	4235	Simmons	13	249	19.2	53	1	
Avg. Per Game	319.5	302.5	Washington	10	150	15.0	28	3	
Total Plays	893	872	Van Heusen	8	149	18.6	62	1	
Avg. Gain Per Play	5.0	4.9	Masters	5	65	13.0	28	0	
NET YARDS RUSHING	1954	1795	Armstrong	2	43	21.5	36	1	
Avg. Per Game	139.6	128.2	L. Jackson	1	-2	-2.0	-2	0	
Total Rushes	487	455	<b>BRONCOS</b>	<b>196</b>	<b>2706</b>	<b>13.8</b>	<b>76</b>	<b>22</b>	
Avg. Per Rush	4.0	4.0	<b>OPPONENTS</b>	<b>202</b>	<b>2766</b>	<b>13.7</b>	<b>80</b>	<b>15</b>	
NET YARDS PASSING	2519	2440	INTERCEPTIONS	No.	Yds	Avg	Long	TD	
Avg. Per Game	179.9	174.3	Jones	4	69	17.3	31	0	
Sacked/Yards Lost	27/187	36/326	Thompson	3	96	32.0	59	1	
Gross Yards	2706	2766	Mitchell	2	43	21.5	40	1	
Att./Completions	378/196	417/202	Laskey	2	3	1.5	3	0	
Completion Pct.	51.9	48.4	Forsberg	1	7	7.0	7	0	
Had Intercepted	20	14	May	1	1	1.0	1	0	
PUNTS/AVERAGE	69/45.1	69/43.3	Greer	1	1	1.0	1	0	
PUNT RETURNS/AVG	40/10.1	31/8.3	<b>BRONCOS</b>	<b>14</b>	<b>220</b>	<b>15.7</b>	<b>59</b>	<b>2</b>	
KICKOFF RETURNS/AVG	36/22.0	61/20.4	<b>OPPONENTS</b>	<b>20</b>	<b>331</b>	<b>16.6</b>	<b>80</b>	<b>1</b>	
MISC. RETURNS/AVG	4/25	6/57	PUNTING	No.	Yds	Avg	Lg	B	
INTERCEPTIONS/RET.	14/15.7	20/16.6	Van Heusen	69	3114	45.1	78	0	
PENALTIES/YARDS	83/745	84/837	<b>OPPONENTS</b>	<b>69</b>	<b>2988</b>	<b>43.3</b>	<b>68</b>	<b>1</b>	
FUMBLES/BALL LOST	21/9	26/16	PUNT RETURNS	Ret	FC	Yds	Avg	Lg	TD
TOTAL POINTS	354	296	Thompson	30	6	366	12.2	53	0
Avg. Points per Game	25.2	21.1	Tyler	4	0	20	5.0	6	0
Touchdowns	41	31	Greer	3	3	11	3.7	11	0
By Rushing	16	14	Little	1	0	7	7.0	7	0
By Passing	22	15	Mitchell	1	0	0	0.0	0	0
By Returns	3	2	Criter	1	0	0	0.0	0	0
Field Goals	22/33	28/35	<b>BRONCOS</b>	<b>40</b>	<b>9</b>	<b>404</b>	<b>10.1</b>	<b>53</b>	<b>0</b>
Conversions	40/41	30/31	<b>OPPONENTS</b>	<b>31</b>	<b>12</b>	<b>257</b>	<b>8.3</b>	<b>44</b>	<b>0</b>

Score By Periods	1	2	3	4	OT	Total
BRONCOS	79	63	80	112		354
OPPONENTS	57	98	72	69		296

SCORING	TD	Ru	Pa	Rt	PAT	FG	S	TP
Turner	0	0	0	0	40/41	22/33	0	106
Little	13	12	0	0	0/0	0/0	0	78
Moses	9	1	8	0	0/0	0/0	0	54
Odoms	7	0	7	0	0/0	0/0	0	42
Washington	3	0	3	0	0/0	0/0	0	18
Thompson	2	0	0	2	0/0	0/0	0	12
Dawkins	2	2	0	0	0/0	0/0	0	12
Anderson	1	1	0	0	0/0	0/0	0	6
Armstrong	1	0	1	0	0/0	0/0	0	6
Simmons	1	0	1	0	0/0	0/0	0	6
Van Heusen	1	0	1	0	0/0	0/0	0	6
Mitchell	1	0	0	1	0/0	0/0	0	6
Criter	0	0	0	0	0/0	0/0	1	2
<b>BRONCOS</b>	<b>41</b>	<b>16</b>	<b>22</b>	<b>3</b>	<b>40/41</b>	<b>22/33</b>	<b>1</b>	<b>354</b>
<b>OPPONENTS</b>	<b>31</b>	<b>14</b>	<b>15</b>	<b>2</b>	<b>30/31</b>	<b>28/35</b>	<b>1</b>	<b>296</b>

PASSING	Att.	Comp.	Yds.	Cmp.%	Yd./Att.	Tkd/Yds	TD	TD%	Int.	Int.%	LG	Rtg.
Johnson	346	184	2485	53.2	7.12	28/177	20	5.8	17	4.9	62	75.3
Ramsey	27	10	194	37.0	7.18	0/0	2	7.4	2	7.4	76	56.7
Anderson	3	2	47	66.6	15.73	0/0	0	0.0	0	0.0	0	150.0
Van Heusen	1	0	0	0.0	0.00	1/10	0	0.0	0	0.0	0	0.0
Turner	1	0	0	0.0	0.00	0/0	0	0.0	1	100.0	0	0.0
<b>BRONCOS</b>	<b>378</b>	<b>196</b>	<b>2706</b>	<b>51.9</b>	<b>7.16</b>	<b>27/187</b>	<b>22</b>	<b>5.8</b>	<b>20</b>	<b>5.3</b>	<b>76</b>	<b>-</b>
<b>OPPONENTS</b>	<b>417</b>	<b>202</b>	<b>2766</b>	<b>48.4</b>	<b>6.63</b>	<b>36/326</b>	<b>16</b>	<b>3.8</b>	<b>14</b>	<b>3.4</b>	<b>80</b>	<b>-</b>

## 1974 FINAL STATISTICS (7-6-1)

Date	W/L	Score	Opponent	Attend.	RUSHING	No.	Yds.	Avg	Long	TD
Sept 15	L	10-17	Los Angeles	56,981	Armstrong	263	1407	5.3	43	9
Sept 22	T	35-35	Pittsburgh (OT)	50,858	Keyworth	81	374	4.6	30	10
Sept 30	L	3-30	at Washington	54,395	Little	117	312	2.7	22	1
Oct 6	W	17-14	at Kansas City	67,298	Odoms	4	25	6.3	31	0
Oct 13	W	33-17	New Orleans	50,748	Hufnagel	2	22	11.0	18	0
Oct 20	W	27-7	San Diego	50,748	Moses	2	16	8.0	11	0
Oct 27	L	21-23	at Cleveland	60,478	Ross	3	8	2.7	7	0
Nov 3	L	17-28	Oakland	45,766	Stowe	1	1	1.0	1	0
Nov 10	W	17-6	at Baltimore	32,244	Van Heusen	1	-1	-1.0	-1	0
Nov 18	L	34-42	Kansas City	50,236	Lynch	3	-2	-7	1	0
Nov 24	W	20-17	at Oakland	51,224	Ramsey	5	-2	-4	1	0
Nov 28	W	31-27	at Detroit	51,157	Johnson	4	-3	-8	-1	0
Dec 8	W	37-14	Houston	46,942	<b>BRONCOS</b>	<b>486</b>	<b>2157</b>	<b>4.4</b>	<b>43</b>	<b>20</b>
Dec 15	L	0-17	at San Diego	35,756	<b>OPPONENTS</b>	<b>487</b>	<b>1808</b>	<b>3.7</b>	<b>27</b>	<b>17</b>

Team Statistics	Den	Opp	RECEIVING	No.	Yds	Avg	Long	TD
TOTAL FIRST DOWNS	258	265	Odoms	42	639	15.2	41	6
Rushing	120	109	Armstrong	38	405	10.7	148	3
Passing	118	135	Moses	34	559	16.4	42	2
Penalty	20	21	Little	29	344	11.8	72	0
Third-Down Efficiency	63/176	88/218	Van Heusen	16	421	26.3	173	4
TOTAL NET YARDS	4485	4391	Keyworth	12	109	9.1	18	0
Avg. Per Game	320.4	313.6	Simmons	10	161	16.1	36	2
Total Plays	861	945	Stowe	2	9	4.5	5	1
Avg. Gain Per Play	5.2	4.6	Ross	1	13	13.0	13	0
NET YARDS RUSHING	2157	1808	BRONCOS	184	2660	14.5	173	18
Avg. Per Game	154.1	129.1	OPPONENTS	237	2805	11.8	161	14

Score By Periods	1	2	3	4	OT	Total
BRONCOS	80	80	91	51	0	302
OPPONENTS	65	88	73	68	0	294

FUMBLES/BALL LOST		23/13	25/11							
TOTAL POINTS		302	294							
Avg. Points per Game		21.6	21.0							
Touchdowns		39	35							
By Rushing		20	17							
By Passing		18	14							
By Returns		1	4							
Field Goals		11/21	16/42							
Conversions		35/39	34/35							
Score By Periods		1	2	3	4	OT	Total			
BRONCOS		80	80	91	51	0	302			
OPPONENTS		65	88	73	68	0	294			



## 1975 FINAL STATISTICS (6-8)

Date	W/L	Score	Opponent	Attend.	RUSHING	No.	Yds.	Avg	Long	TD
Sept 21	W	37-33	Kansas City	51,858	Keyworth	182	725	4.0	34	3
Sept 29	W	23-13	Green Bay	52,491	Little	125	445	3.6	19	2
Oct 5	L	14-36	at Buffalo	79,798	Lynch	57	218	3.8	20	3
Oct 12	L	9-20	at Pittsburgh	49,164	Armstrong	31	155	5.0	33	0
Oct 19	W	16-15	Cleveland	52,540	Ross	42	121	2.9	21	0
Oct 26	L	13-26	Kansas City	70,043	Upchurch	16	97	6.1	15	1
Nov 2	L	17-42	Oakland	52,330	Dolbin	5	72	14.4	25	0
Nov 9	L	16-17	Cincinnati	49,702	Hufnagel	8	47	5.9	13	0
Nov 16	W	27-17	at San Diego	26,048	Ramsey	6	38	6.3	17	0
Nov 23	L	21-35	at Atlanta	28,686	Odoms	5	27	5.4	12	0
Nov 30	W	13-10	San Diego (OT)	44,982	Van Heusen	2	26	13.0	24	0
Dec 8	L	10-17	at Oakland	51,075	Johnson	10	21	2.1	13	0
Dec 14	W	25-10	Philadelphia	36,860	Frankowiak	1	1	1.0	1	0
Dec 20	L	13-14	at Miami	43,064	BRONCOS	490	1993	4.1	34	9
					OPPONENTS	526	1974	3.8	6.5	19

Team Statistics	Den	Opp	OPPONENTS						
TOTAL FIRST DOWNS	268	247	RECEIVING	No.	Yds	Avg	Long	TD	
Rushing	109	121	Keyworth	42	314	7.5	19	1	
Passing	137	104	Odoms	40	544	13.6	43	3	
Penalty	22	22	Moses	29	505	17.4	33	2	
Third-Down Efficiency	84/212	76/209	Little	29	308	10.6	166	2	
TOTAL NET YARDS	4534	4006	Dolbin	22	421	19.1	41	3	
Avg. Per Game	323.9	286.1	Upchurch	18	436	24.2	190	2	
Total Plays	964	901	VanHeusen	15	246	16.4	28	1	
Avg. Gain Per Play	4.7	4.4	Ross	7	69	9.9	30	0	
NET YARDS RUSHING	1993	1974	Lynch	6	33	5.5	19	1	
Avg. Per Game	142.4	141.0	Brown	1	14	14.0	14	0	
Total Rushes	490	526	Armstrong	1	10	10.0	10	0	
Avg. Per Rush	4.1	3.8	BRONCOS	210	2900	13.8	190	15	
NET YARDS PASSING	2541	2032	OPPONENTS	181	2245	12.4	69	14	
Avg. Per Game	181.5	145.1	INTERCEPTIONS	No.	Yds	Avg	Long	TD	
Sacked/Yards Lost	47/359	27/213	Gradishar	3	77	25.7	44	1	
Gross Yards	2900	2245	Thompson	2	97	48.5	49	0	
Att./Completions	427/210	348/181	Thomas	2	66	33.0	36	0	
Completion Pct.	49.2	52.5	Wright	2	9	4.5	9	0	
Had Intercepted	34	16	Jackson	2	0	0.0	0	0	
PUNTS/AVERAGE	63/39.8	76/42.1	O'Malley	1	38	38.0	0	0	
PUNT RETURNS/AVG	41/11.5	39/13.7	Swenson	1	4	4.0	4	0	
KICKOFF RETURNS/AVG	59/24.5	57/22.3	Rowser	1	2	2.0	2	0	
MISC. RETURNS/AVG	4/68	1/6	May	1	0	0.0	0	0	
INTERCEPTIONS/RET.	16/18.3	34/13.1	Jones	1	0	0.0	0	0	
PENALTIES/YARDS	92/785	88/779	BRONCOS	16	293	18.3	49	1	
FUMBLES/BALL LOST	28/14	37/16	OPPONENTS	34	447	13.1	41	1	
TOTAL POINTS	254	307	PUNTING	No.	Yds	Avg	Lg	B	
Avg. Points per Game	18.1	21.9	Van Heusen	63	2510	39.8	64	0	
Touchdowns	28	35	OPPONENTS	76	3200	42.1	60	0	
By Rushing	9	19	PUNT RETURNS	Ret	FC	Yds	Avg	Lg	TD
By Passing	15	14	Upchurch	27	4	312	11.6	51	0
By Returns	4	2	Thompson	13	1	158	12.2	24	0
Field Goals	21/29	21/28	Lynch	1	0	0	0.0	0	0
Conversions	23/28	34/35	BRONCOS	41	5	470	11.5	51	0

Score By Periods	1	2	3	4	OT	Total
BRONCOS	36	86	41	88	3	254
OPPONENTS	54	81	88	84	0	307

SCORING	TD	Ru	Pa	Rt	PAT	FG	S	TP
Turner	0	0	0	0	23/29	0	86	0
Keyworth	4	3	1	0	0/0	0	24	0
Dolbin	4	0	3	1	0/0	0	24	0
Little	4	2	2	0	0/0	0	24	0
Lynch	4	3	1	0	0/0	0	24	0
Odoms	4	0	3	1	0/0	0	24	0
Upchurch	3	1	2	0	0/0	0	18	0
Moses	2	0	2	0	0/0	0	12	0
Van Heusen	1	0	1	0	0/0	0	6	0
Gradishar	1	0	0	1	0/0	0	6	0
Smith	1	0	0	1	0/0	0	6	0
BRONCOS	28	9	15	4	23/28	21/29	0	254
OPPONENTS	35	19	14	2	34/35	21/28	0	307

PASSING	Att.	Comp.	Yds.	Cmp.%	Yd/Att.	Tkd/Yds	TD	TD%	Int.	Int.%	LG	Rtg.
Ramsey	233	128	1562	54.9	6.70	23/187	9	3.8	14	6.0	166	63.4
Johnson	142	65	1021	45.8	7.19	10/79	5	3.5	12	8.5	190	45.4
Hufnagel	51	16	287	31.4	5.62	13/84	1	2.0	8	15.7	80	18.8
Van Heusen	1	1	30	100.0	30.00	0/0	0	0.0	0	0.0	30	119.0
BRONCOS	427	210	2900	49.2	6.79	47/359	15	3.5	34	8.0	190	-
OPPONENTS	348	181	2245	52.5	6.45	27/213	14	4.0	16	4.6	89	-

## 1976 FINAL STATISTICS (9-5)

Date	W/L	Score	Opponent	Attend.	Kick	31	114	3.7	19	1
Sept 12	L	7-17	at Cincinnati	53,464	Upchurch	6	71	11.8	25	1
Sept 19	W	46-3	N.Y. Jets	62,519	Ramsey	13	51	3.9	15	0
Sept 26	W	44-13	Cleveland	62,758	Odoms	3	36	12.0	115	2
Oct 3	W	26-0	San Diego	62,486	Frankowiak	12	25	2.1	7	0
Oct 10	L	3-17	at Houston	47,928	Van Heusen	1	20	20.0	20	0
Oct 17	L	10-17	Oakland	63,241	Dolbin	2	5	2.5	8	0
Oct 24	W	35-26	at Kansas City	57,961	Penrose	2	-3	-1.5	-1	0
Oct 31	L	6-19	at Oakland	52,169	Moses	1	-4	-4.0	-4	0
Nov 7	W	48-13	Tampa Bay	62,503	BRONCOS	500	1932	3.9	31	14
Nov 14	W	17-0	at San Diego	32,017	OPPONENTS	495	1709	3.5	26	14
Nov 21	W	14-13	N.Y. Giants	62,961						
Nov 28	L	14-38	at New England	61,128						
Dec 5	W	17-16	Kansas City	57,995						
Dec 12	W	28-14	at Chicago	44,459						

Team Statistics	Den	Opp	RECEIVING	No.	Yds	Avg	Long	TD
TOTAL FIRST DOWNS	239	222	Armstrong	39	457	11.7	136	1
Rushing	106	90	Odoms	30	477	15.9	47	3
Passing	114	104	Moses	25	498	19.9	171	7
Penalty	19	28	Keyworth	22	201	9.1	31	1
Third-Down Efficiency	68/193	73/222	Dolbin	19	354	18.6	40	1
TOTAL NET YARDS	4136	3735	Upchurch	12	340	28.3	159	1
Avg. Per Game	295.4	266.8	Kick	10	78	7.8	19	1
Total Plays	901	903	Frankowiak	4	42	10.5	11	0
Avg. Gain Per Play	4.6	4.1	Perrin	4	35	8.8	15	0
NET YARDS RUSHING	1932	1709	Schultz	2	29	14.5	16	0
Avg. Per Game	138.0	122.1	Lyons	1	-1	-1.0	-1	0
Total Rushes	500	495	BRONCOS	168	2510	14.9	171	15
Avg. Per Rush	3.9	3.5	OPPONENTS	214	2268	10.6	58	8
NET YARDS PASSING	2204	2026	INTERCEPTIONS	No.	Yds	Avg	Long	TD
Avg. Per Game	157.4	144.7	Jackson	7	136	19.4	146	1
Sacked/Yards Lost	48/306	32/242	Rowser	4	104	26.0	41	2
Gross Yards	2510	2268	Foley	4	95	23.8	34	0
Att./Completions	353/168	391/214	Gradishar	3	44	14.7	131	1
Completion Pct.	47.6	54.7	Swenson	2	31	15.5	26	0
Had Intercepted	22	24	Jones	2	7	3.5	7	0

PUNTS/AVERAGE	64/35.1	91/37.2	PUNTING	No.	Yds	Avg	Long	TD
NET PUNTING AVG	29.9	28.5	Weese	52	1852	35.6	1	5
PUNT RETURNS/AVG	51/12.5	43/8.7	Van Heusen	31	1093	35.3	2	4
KICKOFF RETURNS/AVG	46/23.4	50/24.1	BRONCOS	84	2945	35.1	3	55
MISC. RETURNS/AVG	12/5.7	8/0.9	OPPONENTS	91	3391	37.3	8	23
INTERCEPTIONS/RET.	24/19.0	22/11.8						
PENALTIES/YARDS	105/986	88/715						
FUMBLES/BALL LOST	23/12	23/13						
TOUCHDOWNS	39	25						
Rushing	14	14						
Passing	15	8						
Returns	10	3						
EXTRA POINTS/ATT	36/39	20/25						
FIELD GOALS/ATT	15/21	12/27						
TOTAL POINTS	315	206						

Score By Periods	1	2	3	4	OT	Total
BRONCOS	70	71	88	86	3	315
OPPONENTS	30	87	36	83	0	206

SCORING	TD	Ru	Pa	Rt	PAT	FG	S	TP
Turner	0	0	0	0	36/39	15/21	0	81
Moses	7	0	7	0	0/0	0/0	0	42
Armstrong	6	5	1	0	0/0	0/0	0	36
Upchurch	6	1	4	0	0/0	0/0	0	36
Odoms	5	2	3	0	0/0	0/0	0	30
Keyworth	4	3	1	0	0/0	0/0	0	24
Kick	2	1	1	0	0/0	0/0	0	12
Perrin	2	2	0	0	0/0	0/0	0	12
Rowser	2	0	2	0	0/0	0/0	0	12
Dolbin	1	0	1	0	0/0	0/0	0	6
Jackson	1	0	1	0	0/0	0/0	0	6
Poll	1	0	0	1	0/0	0/0	0	6
Gradishar	1	0	1	0	0/0	0/0	0	6
Jones	1	0	0	1	0/0	0/0	0	6
BRONCOS	39	14	15	10	36/39	15/21	0	315
OPPONENTS	25	14	8	3	20/25	12/28	0	206

Score By Periods	1	2	3	4	OT	Total
BRONCOS	70	71	88	86	3	315
OPPONENTS	30	87	36	83	0	206

Rowser	2	0	0	2	0/0	0/0	0	12
Dobbin	1	0	1	0	0/0	0/0	0	6
Jackson	1	0	0	1	0/0	0/0	0	6
Pottl	1	0	0	1	0/0	0/0	0	6
Gradisher	1	0	0	1	0/0	0/0	0	6
Jones	1	0	0	1	0/0	0/0	0	6
BRONCOS	39	14	15	10	36/39	15/21	0	315
OPPONENTS	25	14	8	3	20/25	12/28	0	206

FIELD GOAL BREAKDOWN										
Distance	1-19	20-29	30-39	40-49	50+					
Turner	1	7/8	4/5	3/7	—					
OPP	1/2	4/6	3/7	4/11	0/2					
Turner (20G,30G)	(47G)	(40W,47F,25G,36G,27G)	(31G,49S)	(1	(21G,28G)	(19G,33G)	(44B,42G)	(44S)	(38B,20S)	(27-ht upright)

## 1977 FINAL STATISTICS (12-2)

Date	W/L	Score	Opponent	Attend.	RUSHING	No.	Yds.	Avg	Long	TD
Sept 18	W	7-0	St. Louis	75,002	Armstrong	130	489	3.8	35	4
Sept 25	W	26-6	Buffalo	74,737	Perrin	110	456	4.1	62	3
Oct 2	W	24-13	at Seattle	53,108	Lytle	104	408	3.9	21	1
Oct 9	W	23-7	Kansas City	74,718	Keyworth	83	311	3.7	16	1
Oct 16	W	30-7	at Oakland	53,616	Jensen	40	143	3.6	12	1
Oct 23	W	24-13	at Cincinnati	54,395	Morton	31	125	4.0	15	4
Oct 30	L	14-24	Oakland	75,007	Weese	11	56	5.1	21	1
Nov 6	W	21-7	Pittsburgh	74,967	Penrose	4	24	6.0	17	0
Nov 13	W	17-14	at San Diego	45,211	Upchurch	1	19	19.0	119	1
Nov 20	W	14-7	at Kansas City	54,050	Dolbin	2	12	6.0	14	0
Nov 27	W	27-13	Baltimore	74,939	Kick	1	1	1.0	1	0
Dec 4	W	24-14	at Houston	46,875	Dilts	1	0	0.0	0	0
Dec 11	W	17-9	San Diego	74,905	Moses	5	-1	-2	8	0
Dec 18	L	6-14	at Dallas	63,752	<b>BRONCOS</b>	<b>523</b>	<b>2043</b>	<b>3.9</b>	<b>62</b>	<b>16</b>
					<b>OPPONENTS</b>	<b>470</b>	<b>1530</b>	<b>3.3</b>	<b>65</b>	<b>5</b>

Team Statistics	Den	Opp
TOTAL FIRST DOWNS	223	217
Rushing	101	77
Passing	107	123
Penalty	15	17
Third-Down Made/Att.	72/210	71/221
Third-Down Efficiency	34%	32%
TOTAL NET YARDS	3906	3774
Avg. Per Game	279.0	269.6
Total Plays	887	941
Avg. Gain Per Play	4.4	4.0
NET YARDS RUSHING	2043	1530
Avg. Per Game	145.9	109.3
Total Rushes	523	470
Avg. Per Rush	3.9	3.3
NET YARDS PASSING	1863	2244
Avg. Per Game	133.1	160.3
Sacked/Yards Lost	50/402	35/312
Gross Yards	2265	2556
Att./Completions	314/163	426/235
Completion Pct.	51.9	55.2
Had Intercepted	12	25
PUNTS/AVERAGE	91/39.2	95/40.7
NET PUNTING AVG	33.7	31.3
PUNT RETURNS/AVG	58/12.3	54/7.4
KICKOFF RETURNS/AVG	34/21.5	50/21.7
INTERCEPTIONS/RET.	25/19.6	12/14.3
PENALTIES/YARDS	91/883	97/718
FUMBLES/BALL LOST	28/15	27/14
TOUCHDOWNS	34	18
Rushing	16	5
Passing	15	11
Returns	3	2
EXTRA POINTS/ATTEMPTS	31/34	16/18
FIELD GOALS/ATTEMPTS	13/19	8/22
TOTAL POINTS	274	148

Score By Periods	1	2	3	4	OT	Total
BRONCOS	68	72	60	74		274
OPPONENTS	45	46	40	17		148

SCORING	TD	Ru	Pa	Rt	PAT	FG	S	TP
Turner	1	0	1	0	31/34	13/19	0	76
Armstrong	4	4	0	0	0/0	0/0	0	24
Moses	4	0	4	0	0/0	0/0	0	24
Morton	4	4	0	0	0/0	0/0	0	24
Perrin	4	3	1	0	0/0	0/0	0	24
Upchurch	4	1	2	1	0/0	0/0	0	24
Dolbin	3	0	3	0	0/0	0/0	0	18
Odoms	3	0	3	0	0/0	0/0	0	18
Lytle	2	1	1	0	0/0	0/0	0	12
Wright	1	0	0	1	0/0	0/0	0	6
Keyworth	1	1	0	0	0/0	0/0	0	6
Jensen	1	1	0	0	0/0	0/0	0	6
Weese	1	1	0	0	0/0	0/0	0	6
Jackson	1	0	1	0	0/0	0/0	0	6
<b>BRONCOS</b>	<b>34</b>	<b>16</b>	<b>15</b>	<b>3</b>	<b>31/34</b>	<b>13/19</b>	<b>0</b>	<b>274</b>
<b>OPPONENTS</b>	<b>18</b>	<b>5</b>	<b>11</b>	<b>2</b>	<b>16/18</b>	<b>8/22</b>	<b>0</b>	<b>148</b>

PASSING	Att.	Comp.	Yds.	Cmp.p.	Yd./Att.	TD	TD%	Int.	Int.%	LG	Tkd/Yds	Rtg.
Morton	254	131	1929	51.6	7.59	14	5.5	8	3.1	181	43/338	82.1
Penrose	40	21	217	52.5	5.43	0	0.0	4	10.0	35	5/49	28.9
Weese	20	11	119	55.0	5.95	1	5.0	0	0.0	31	2/15	89.4
<b>BRONCOS</b>	<b>314</b>	<b>163</b>	<b>2265</b>	<b>51.9</b>	<b>7.21</b>	<b>15</b>	<b>4.8</b>	<b>12</b>	<b>3.8</b>	<b>181</b>	<b>50/402</b>	<b>75.6</b>
<b>OPPONENTS</b>	<b>426</b>	<b>235</b>	<b>2556</b>	<b>55.2</b>	<b>6.00</b>	<b>11</b>	<b>2.6</b>	<b>25</b>	<b>5.9</b>	<b>51</b>	<b>35/132</b>	<b>57.2</b>

## 1978 FINAL STATISTICS (10-6)

Date	W/L	Score	Opponent	Attend.	Lytle	81	341	4.2	25	2
Sept 3	W	14-6	Oakland	74,904	Preston	66	296	4.5	16	1
Sept 11	L	9-12	at Minnesota (OT)	46,508	Morton	17	71	4.2	12	0
Sept 17	W	27-14	San Diego	74,983	Weese	17	48	2.8	8	1
Sept 24	W	23-17	at Kansas City (OT)	60,593	Upchurch	5	31	6.2	11	0
Oct 1	W	28-7	Seattle	74,989	Foley	1	14	14.0	14	0
Oct 8	L	0-23	at San Diego	50,077	Odoms	2	5	2.5	7	0
Oct 16	W	16-7	Chicago	75,008	Penrose	1	0	0.0	0	0
Oct 22	L	6-7	at Baltimore	54,057	<b>BRONCOS</b>	<b>601</b>	<b>2451</b>	<b>4.0</b>	<b>47</b>	<b>15</b>
Oct 29	W	20-17	at Seattle (OT)	62,948	<b>OPPONENTS</b>	<b>549</b>	<b>1979</b>	<b>3.6</b>	<b>76</b>	<b>12</b>
Nov 5	L	28-31	N.Y. Jets	74,983						
Nov 12	W	19-7	at Cleveland	70,856						
Nov 19	W	16-3	Green Bay	74,965						
Nov 23	L	14-17	at Detroit	71,785						
Dec 3	W	21-6	at Oakland	53,932						
Dec 10	W	24-3	Kansas City	74,149						
Dec 16	L	17-21	Pittsburgh	74,104						

Team Statistics	Den	Opp
TOTAL FIRST DOWNS	294	251
Rushing	129	106
Passing	137	120
Penalty	28	25
Third-Down Made/Att.	81/226	88/249
Third-Down Efficiency	36%	35%
TOTAL NET YARDS	4829	4448
Avg. Per Game	301.8	278.0
Total Plays	1039	1016
Avg. Gain Per Play	4.6	4.4
NET YARDS RUSHING	2451	1979
Avg. Per Game	143.2	123.7
Total Rushes	601	549
NET YARDS PASSING	2378	2469
Avg. Per Game	148.6	154.3
Sacked/Yards Lost	48/332	30/243
Gross Yards	2710	2712
Att./Completions	391/217	438/246
Completion Pct.	55%	56%
Had Intercepted	17	31
PUNTS/AVERAGE	96/36.4	88/39.9
NET PUNTING AVG	32.8	29.9
PENALTIES/YARDS	132/1097	114/894
FUMBLES/BALL LOST	28/17	28/13
TOUCHDOWNS	36	21
Rushing	15	12
Passing	17	9
Returns	4	0
TOTAL POINTS	282	198

INTERCEPTIONS	No.	Yds	Avg	Long	TD
Jackson, B.	6	128	21.2	38	0
Foley	6	84	14.0	30	0
Gradishar	4	19	4.8	8	0
Thompson	4	0	0.0	0	0
Jackson, T.	3	28	9.3	128	1
Rizzo	3	10	3.3	10	0
Turk	2	36	18.0	22	0
Wright	2	2	1.0	2	0
Swenson	1	0	0.0	0	0
<b>BRONCOS</b>	<b>31</b>	<b>307</b>	<b>9.9</b>	<b>36</b>	<b>1</b>
<b>OPPONENTS</b>	<b>17</b>	<b>195</b>	<b>11.5</b>	<b>61</b>	<b>0</b>

PUNTING	No.	Yds	Avg	TD	LG	B
Dilts	96	3494	36.4	6	23	73
<b>OPPONENTS</b>	<b>86</b>	<b>3510</b>	<b>40.8</b>	<b>15</b>	<b>14</b>	<b>60</b>

PUNT RETURNS	Ret	FC	Yds	Avg	LG	TD
Upchurch	36	2	493	13.7	175	1
Preston	10	0	86	8.6	23	0
West	3	2	20	6.7	12	0
Thompson	1	0	3	3.0	3	0
Pane	1	0	-2	-2.0	1	0
<b>BRONCOS</b>	<b>51</b>	<b>4</b>	<b>582</b>	<b>11.4</b>	<b>175</b>	<b>1</b>
<b>OPPONENTS</b>	<b>47</b>	<b>21</b>	<b>226</b>	<b>4.8</b>	<b>55</b>	<b>0</b>

SCORING	TD	Ru	Pa	Rt	PAT	FG	S	TP
Turner	0	0	0	0	31/35	11/22	0	64
Odoms	6	0	6	0	0/0	0/0	0	36
Perrin	5	4	1	0	0/0	0/0	0	30
Moses	5	0	5	0	0/0	0/0	0	30
Keyworth	4	3	1	0	0/0	0/0	0	24
Canada	3	3	0	0	0/0	0/0	0	18
Armstrong	2	1	1	0	0/0	0/0	0	12
Upchurch	2	0	1	0	0/0	0/0	0	12
Lytle	2	2	0	0	0/0	0/0	0	12
Preston	2	1	1	0	0/0	0/0	0	12
Weese	1	1	0	0	0/0	0/0	0	6
Thompson	1	0	0	1	0/0	0/0	0	6
Gradishar	1	0	1	0	0/0	0/0	0	6
Jackson, T.	1	0	0	1	0/0	0/0	0	6
Egloff	1	0	1	0	0/0	0/0	0	6
Alzado	0	0	0	0	0/0	0/0	1	2
<b>BRONCOS</b>	<b>36</b>	<b>15</b>	<b>17</b>	<b>4</b>	<b>31/35</b>	<b>11/22</b>	<b>1</b>	<b>282</b>
<b>OPPONENTS</b>	<b>21</b>	<b>12</b>	<b>9</b>	<b>0</b>	<b>21/21</b>	<b>17/27</b>	<b>0</b>	<b>198</b>

FIELD GOAL BREAKDOWN	Distance	1-19	20-29	30-39	40-49	50+	Total
Turner	1/1	3/4	3/7	4/8	0/2	11/22	
OPP	2/3	8/9	4/7	3/6	0/0	17/27	

RUSHING	No.	Yds.	Avg	Long	TD
Perrin	108	455	4.2	28	4
Keyworth	112	444	4.0	30	3
Armstrong	112	381	3.4	20	1
Canada	79	365	4.6	47	3

PASSING	Att.	Comp.	Yds.	Cmp.p.	Yd./Att.	TD	TD%	Int.	Int.%	LG	Tkd/Yds	Rtg.
Morton	267	146	1802	54.7	6.75	11	4.1	8	3.0	142	36/238	76.9
Weese	87	55	723	63.2	8.31	4	4.6	5	5.7	31	12/94	80.9
Penrose	37	16	185	43.2	5.00	2	5.4	4	10.8	29	0/0	37.3
<b>BRONCOS</b>	<b>391</b>	<b>217</b>	<b>2710</b>	<b>55.5</b>	<b>6.93</b>	<b>17</b>	<b>4.3</b>	<b>17</b>	<b>4.3</b>	<b>142</b>	<b>48/332</b>	<b>73.6</b>
<b>OPPONENTS</b>	<b>438</b>	<b>246</b>	<b>2712</b>	<b>56.2</b>	<b>6.19</b>	<b>9</b>	<b>2.1</b>	<b>31</b>	<b>7.1</b>	<b>175</b>	<b>30/243</b>	<b>52.1</b>

## 1979 FINAL STATISTICS (10-6)

Date	W/L	Score	Opponent	Attend.	Keyworth	81	323	4.0	17	1
Sept 2	W	10-0	Cincinnati	74,788	Preston	43	169	3.9	18	1
Sept 6	L	9-13	Los Angeles	74,884	Canada	36	143	4.0	17	0
Sept 16	W	20-17	at Atlanta (OT)	57,677	Weese	18	116	6.4	20	3
Sept 23	W	37-34	Seattle	74,879	Prestridge	1	29	29.0	29	0
Sept 30	L	3-27	at Oakland	52,632	Morton	22	17	0.8	7	1
Oct 7	W	7-0	San Diego	74,997	Upchurch	3	17	5.7	18	0
Oct 14	W	24-10	Kansas City	74,292	Dixon	3	9	3.0	7	0
Oct 22	L	7-42	at Pittsburgh	49,899	Odoms	1	-7	-7.0	-7	0
Oct 28	W	20-3	Kansas City	74,908	<b>BRONCOS</b>	524	2040	3.8	30	13
Nov 4	W	10-3	New Orleans	74,482	<b>OPPONENTS</b>	502	1693	3.4	72	16
Nov 11	W	45-10	New England	74,379						
Nov 18	W	38-28	at San Francisco	42,910						
Nov 25	L	10-14	Oakland	74,186						
Dec 2	W	19-16	at Buffalo	37,886						
Dec 8	L	23-28	at Seattle	60,038						
Dec 17	L	7-17	at San Diego	51,906						

Team Statistics	Den	Opp
TOTAL FIRST DOWNS	306	273
Rushing	130	100
Passing	149	146
Penalty	27	27
Third-Down Made/Att.	77/222	95/248
Third-Down Efficiency	35%	38%
TOTAL NET YARDS	5142	4852
Avg. Per Game	321.4	303.3
Total Plays	1044	1033
Avg. Gain Per Play	4.9	4.7
NET YARDS RUSHING	2040	1963
Avg. Per Game	127.5	105.6
Total Rushes	524	502
NET YARDS PASSING	3102	3159
Avg. Per Game	193.9	197.4
Sacked/Yards Lost	44/331	19/162
Gross Yards	3433	3321
Att./Completions	476/260	512/296
Completion Pct.	55%	58%
Had Intercepted	23	19
PUNTS/AVERAGE	89/39.9	88/42.1
NET PUNTING AVG	33.0	34.1
PENALTIES/YARDS	116/1006	118/1033
FUMBLES/BALL LOST	35/18	30/19
TOUCHDOWNS	36	31
Rushing	13	16
Passing	18	11
Returns	5	4
TOTAL POINTS	289	262

Score By Periods	1	2	3	4	OT	Total
<b>BRONCOS</b>	64	83	99	40	3	289
<b>OPPONENTS</b>	37	107	44	74	0	262

SCORING	TD	Ru	Pa	Rt	PAT	FG	S	TP
Turner	0	0	0	0	32/34	13/21	0	71
Upchurch	7	0	7	0	0/0	0/0	0	42
Moses	6	0	6	0	0/0	0/0	0	36
Lytle	4	4	0	0	0/0	0/0	0	24
Weese	3	3	0	0	0/0	0/0	0	18
Armstrong	3	2	1	0	0/0	0/0	0	18
Preston	2	1	1	0	0/0	0/0	0	12
Jensen	2	1	1	0	0/0	0/0	0	12
Morton	1	1	0	0	0/0	0/0	0	6
Keyworth	1	1	0	0	0/0	0/0	0	6
Odoms	1	0	1	0	0/0	0/0	0	6
Studdard	1	0	0	1	0/0	0/0	0	6
Naime	1	0	0	1	0/0	0/0	0	6
Thompson	1	0	0	1	0/0	0/0	0	6
Wright	1	0	0	1	0/0	0/0	0	6
Carter	1	0	0	1	0/0	0/0	0	6
<b>BRONCOS</b>	36	13	18	5	32/34	13/21	1	289
<b>OPPONENTS</b>	31	16	11	4	31/31	15/26	0	262

RUSHING	No.	Yds.	Avg	Long	TD
Armstrong	108	453	4.2	26	2
Jensen	106	400	3.8	30	1
Lytle	102	371	3.6	19	4

PASSING	Att.	Comp.	Yds.	Cmp.%	Yd.
Morton	370	204	2626	55.1	
Weese	97	53	731	54.6	
Penrose	5	2	44	40.0	
Keyworth	1	1	32	100.0	3
Preston	1	0	0	0.0	
Upchurch	1	0	0	0.0	
Prestridge	1	0	0	0.0	
BRONCOS	391	217	2710	55.5	
OPPONENTS	438	246	2712	56.2	

RECEIVING	No.	Yds	Avg	Long	TD
Upchurch	64	937	14.6	47	7
Moses	54	943	17.5	164	6
Odoms	40	638	16.0	45	1
Jensen	19	144	7.6	25	1
Preston	19	137	7.2	19	1
Keyworth	18	132	7.3	18	0
Armstrong	14	138	9.9	17	1
Lytle	13	93	7.2	12	0
Watson	6	83	13.8	22	0
Egloff	5	70	14.0	22	0
Dolbin	3	74	24.7	45	0
Canada	3	36	12.0	15	0
Turner	1	6	6.0	6	0
Studdard	1	2	2.0	12	1
<b>BRONCOS</b>	260	3433	13.2	164	18
<b>OPPONENTS</b>	296	3321	11.2	65	11

INTERCEPTIONS	No.	Yds	Avg	Long	TD
Foley	6	14	2.3	7	0
Thompson	4	57	14.3	28	0
Swenson	3	0	0.0	0	0
Rizzo	2	25	12.5	25	0
Wright	2	20	10.0	15	0
Jackson, T.	1	34	34.0	34	0
West	1	26	26.0	26	0
Jackson, B.	0	13	-	-	0
<b>BRONCOS</b>	19	189	9.9	34	0
<b>OPPONENTS</b>	23	291	12.7	150	1

\*return yardage gained by lateral

PUNTING	No.	Yds	Avg	TD	in20	Lg	B
Prestridge	89	3555	39.9	7	17	63	0
<b>OPPONENTS</b>	87	3705	42.6	15	20	62	0

PUNT RETURNS	Ret	FC	Yds	Avg	Lg	TD
Upchurch	30	5	304	10.1	44	0
Preston	7	1	78	11.1	22	0
Pane	5	3	20	4.0	10	0
West	1	0	-1	-1.0	-1	0
<b>BRONCOS</b>	43	9	401	9.3	44	0
<b>OPPONENTS</b>	52	11	480	9.2	33	0

KICKOFF RETURNS	No.	Yds	Avg	Lg	TD
Pane	18	354	19.7	30	0
Preston	13	336	25.8	37	0
Upchurch	5	79	15.8	26	0
Jackson, B.	4	53	13.3	21	0
Dixon	3	53	17.7	24	0
Canada	3	31	10.3	18	0
Grant	1	25	25.0	25	0
Armstrong	1	21	21.0	21	0
Kinney	1	14	14.0	14	0
Egloff	1	0	0.0	0	0
<b>BRONCOS</b>	50	966	19.3	37	0
<b>OPPONENTS</b>	57	1173	20.6	185	1

## FIELD GOAL BREAKDOWN

Distance	1-19	20-29	30-39	40-49	50+	Total
Turner	1/1	7/9	4/8	1/3	0/0	13/21
OPP	0/0	9/10	4/7	2/8	0/1	15/26
Turner (37N,37G) ( ) (24G,32N,24G) (27G) (32N,19G) ( ) (28G,40B) ( ) ( ) (27G,37N) (49G) (32G) (30G) (23G,22N,28N,32G) (41N,29G) ( )						

## 1980 FINAL STATISTICS (8-8)

Date	W/L	Score	Opponent	Attend.	RUSHING	No.	Yds.	Avg	Long	TD
Sept 7	L	6-27	at Philadelphia	70,307	Jensen	101	476	4.7	32	2
Sept 14	W	41-20	Dallas	74,919	Armstrong	106	470	4.4	20	4
Sept 21	L	13-30	San Diego	74,970	Preston	111	385	3.5	19	4
Sept 29	L	14-23	at New England	59,602	Lytle	57	223	3.9	35	1
Oct 5	W	19-16	Cleveland	81,065	Keyworth	38	127	3.3	14	1
Oct 13	W	20-17	Washington	74,657	McCutcheon	12	52	4.3	12	0
Oct 19	L	17-23	Kansas City	74,459	Upchurch	5	49	9.8	21	0
Oct 26	W	14-9	at N.Y. Giants	74,459	Robinson	21	47	2.2	22	3
Nov 2	L	16-20	Houston	74,717	Morton	21	29	1.4	9	1
Nov 9	W	20-13	at San Diego	51,435	Moorehead	2	7	3.5	4	0
Nov 16	W	31-24	N.Y. Jets	72,114	Knappe	6	0	0.0	9	0
Nov 23	W	36-20	Seattle	73,274	<b>BRONCOS</b>	480	1865	3.9	35	16
Dec 1	L	3-9	at Oakland	51,583	<b>OPPONENTS</b>	554	2117	3.8	55	10
Dec 7	L	14-31	at Kansas City	40,237						
Dec 14	L	21-24	Oakland	73,974						
Dec 21	W	25-17	at Seattle	51,853						

Team Statistics	Den	Opp
TOTAL FIRST DOWNS	286	303
Rushing	107	125
Passing	158	158
Penalty	21	20
Third-Down Made/Att.	84/223	91/228
Third-Down Efficiency	38%	40%
TOTAL NET YARDS	4642	5242
Avg. Per Game	290.1	327.6
Total Plays	992	1043
Avg. Gain Per Play	4.7	5.0
NET YARDS RUSHING	1865	2117
Avg. Per Game	116.6	132.3
Total Rushes	480	554
NET YARDS PASSING	2777	3125
Avg. Per Game	173.6	195.3
Sacked/Yards Lost	44/330	39/324
Gross Yards	3107	3449
Att./Completions	467/262	449/270
Completion Pct.	56%	60%
Had Intercepted	25	16
Average per Pass Play	5.4	6.4
PUNTS/AVERAGE	70/43.9	70/41.6
NET PUNTING AVG	35.9	34.1
TOTAL RETURN YARDAGE	2041	2021
Punt Returns/Average	42/9.7	52/8.5
Kickoff Returns/Average	62/20.8	55/21.6
Intercept. Ret./Average	16/21.4	25/15.6
PENALTIES/YARDS	93/899	101/850
FUMBLES/BALL LOST	26/13	26/12
TOUCHDOWNS	33	34
Rushing	16	10
Passing	14	20
Returns	3	4
Extra Points Made/Attempts	32/33	32/34
Field Goals Made/Attempts	26/34	29/40
TOTAL POINTS	310	323

Score By Periods	1	2	3	4	OT	Total
<b>BRONCOS</b>	63	90	86	71	-	310
<b>OPPONENTS</b>	39	158	38	88	-	323

SCORING	ID	Ru	Pa	Rt	PAT	FG	S	TP
Steinfort	0	0	0	0	32/33	26/34	0	110
Odoms	6	0	6	0	0/0	0/0	0	36
Moses	4	0	4	0	0/0	0/0	0	24
Preston	4	4	0	0	0/0	0/0	0	24
Armstrong	4	4	0	0	0/0	0/0	0	24
Robinson	3	3	0	0	0/0	0/0	0	18
Upchurch	3	0	3	0	0/0	0/0	0	18
Jensen	3	2	1	0	0/0	0/0	0	18
Lytle	1	1	0	0	0/0	0/0	0	6
Morton	1	1	0	0	0/0	0/0	0	6
Gradisher	1	0	0	1	0/0	0/0	0	6
Latimer	1	0	0	1	0/0	0/0	0	6
Keyworth	1	1	0	0	0/0	0/0	0	6
Thompson	1	0	0	1	0/0	0/0	0	6
Jones	0	0	0	0	0/0	0/0	1	2
BRONCOS	33	16	14	3	32/33	26/34	1	310
OPPONENTS	34	10	20	4	32/34	29/40	0	323



## 1981 FINAL STATISTICS (10-6)

Date	W/L	Score	Opponent	Attend.	RUSHING	No.	Yds.	Avg	Long	TD
Sept 6	W	9-7	Oakland	74,796	Parros	176	749	4.3	25	2
Sept 13	L	10-13	at Seattle	58,513	Preston	183	640	3.5	23	3
Sept 20	W	28-10	Baltimore	74,804	Reed	68	156	2.3	10	0
Sept 27	W	42-24	San Diego	74,844	Canada	33	113	3.4	11	3
Oct 4	W	17-0	at Oakland	51,035	Lytle	30	106	3.5	18	4
Oct 11	W	27-21	Detroit	74,816	Upchurch	5	56	11.2	37	0
Oct 18	L	14-28	at Kansas City	74,672	DeBerg	9	40	4.4	11	0
Oct 25	L	7-9	at Buffalo	77,757	Morton	8	18	2.3	5	0
Nov 2	W	19-17	Minnesota	74,834	Wright	1	11	11.0	11	0
Nov 8	W	23-20	Cleveland (OT)	74,859	Watson	2	6	3.0	6	0
Nov 15	W	24-7	at Tampa Bay	64,518	<b>BRONCOS</b>	515	1895	3.7	37	12
Nov 22	L	21-38	at Cincinnati	57,207	<b>OPPONENTS</b>	467	1992	4.3	182	17
Nov 29	L	17-34	at San Diego	51,533						
Dec 6	W	16-13	Kansas City	74,744						
Dec 13	W	23-13	Seattle	74,527						
Dec 20	L	24-35	at Chicago	40,125						

Team Statistics	Den	Opp
TOTAL FIRST DOWNS	306	268
Rushing	91	103
Passing	181	142
Penalty	34	23
Third-Down Made/Att.	86/230	74/219
Third-Down Efficiency	37%	34%
TOTAL NET YARDS	5426	4860
Avg. Per Game	339.1	303.8
Total Plays	1062	999
Avg. Gain Per Play	5.1	4.9
NET YARDS RUSHING	1895	1992
Avg. Per Game	118.4	124.5
Total Rushes	515	467
Avg. Per Rush	3.7	4.3
NET YARDS PASSING	3531	2868
Avg. Per Game	220.7	179.3
Sacked/Yards Lost	61/461	36/295
Gross Yards	3992	3163
Att./Completions	485/289	497/267
Completion Pct.	60%	54%
Had Intercepted	21	23
Average per Pass Play	6.5	5.4
PUNTS/AVERAGE	86/40.4	88/43.1
NET PUNTING AVG.	34.8	36.0
TOTAL RETURN YARDAGE	1584	1800
Punt Returns/Average	51/8.6	46/8.4
Kickoff Returns/Average	47/17.0	47/21.4
Intercept. Ret./Average	23/14.9	21/19.3
PENALTIES/YARDS	99/832	104/949
FUMBLES/BALL LOST	26/18	36/23
TOUCHDOWNS	39	35
Rushing	12	17
Passing	27	13
Returns	0	5
Extra Points Made/Attempts	36/38	34/35
Field Goals Made/Attempts	17/30	15/27
TOTAL POINTS	321	289

Score By Periods	1	2	3	4	OT	Total
BRONCOS	67	91	74	86	3	321
OPPONENTS	63	80	71	75	0	289

SCORING	TD	Ru	Pa	Rt	PAT	FG	S	TP
Steinfort	0	0	0	0	36/37	17/30	0	87
Watson	13	0	13	0	0/0	0/0	0	78
Lytle	5	4	1	0	0/0	0/0	0	30
Odoms	5	0	5	0	0/0	0/0	0	30
Canada	4	3	1	0	0/0	0/0	0	24
Upchurch	3	0	3	0	0/0	0/0	0	18
Parros	3	2	1	0	0/0	0/0	0	18
Preston	3	3	0	0	0/0	0/0	0	18
Egloff	1	0	1	0	0/0	0/0	0	6
Wright	1	0	1	0	0/0	0/0	0	6
Moses	1	0	1	0	0/0	0/0	0	6
Prestridge	0	0	0	0	0/1	0/0	0	0
BRONCOS	39	12	27	0	36/38	17/30	0	321
OPPONENTS	35	17	13	5	34/35	15/27	0	289

PASSING	Att.	Comp.	Yds.	Cmp.%	Yd/Att.	TD	TD%	Int.	Int.%	LG	Tkd/Yds	Rtg.
Morton	376	225	3195	59.8	8.50	21	5.6	14	3.7	195	54/394	90.5
DeBerg	108	64	797	59.3	7.38	6	5.6	6	5.6	44	7/67	77.5
Reed	1	0	0	0.0	0.00	0	0.0	0	0.0	0	0/0	0.0
BRONCOS	485	289	3992	59.6	8.23	27	5.6	21	4.3	195	61/461	86.7
OPPONENTS	497	267	3163	53.7	6.36	13	2.6	23	4.6	165	36/295	62.8

RECEIVING	No.	Yds.	Avg	Long	TD
Watson	60	1244	20.7	195	13
Preston	52	507	9.8	37	0
Odoms	38	516	13.6	28	5
Reed	34	317	9.3	33	0
Upchurch	32	550	17.2	63	3
Parros	25	216	8.6	26	1
Egloff	17	231	13.6	40	1
Moses	15	246	16.4	30	1
Lytle	6	47	7.8	14	1
Manning	3	49	16.3	34	0
Canada	3	37	12.3	20	1
Wright	3	22	7.3	14	1
Studdard	1	10	10.0	10	0
BRONCOS	289	3992	13.8	195	27
OPPONENTS	267	3169	11.9	165	13

INTERCEPTIONS	No.	Yds	Avg	Long	TD
Foley	5	81	16.2	24	0
Gradishar	4	38	9.5	16	0
Thompson	4	14	3.5	14	0
Swenson	3	53	17.7	32	0
Kyle	2	40	20.0	40	0
Harden	2	34	17.0	38	0
Smith	1	65	65.0	65	0
Manor	1	16	16.0	16	0
Evans	1	1	1.0	1	0
BRONCOS	23	342	14.9	65	0
OPPONENTS	21	405	19.3	169	4

PUNTING	No.	Yds	Avg	TB	in20	Lg	B
Prestridge	86	3478	40.4	5	20	67	0
OPPONENTS	87	3789	43.6	9	18	71	1

PUNT RETURNS	Ret	FC	Yds	Avg	Lg	TD
Manning	41	4	378	9.2	39	0
Upchurch	9	1	63	7.0	15	0
Kyle	1	0	0	0.0	0	0
BRONCOS	51	5	441	8.6	39	0
OPPONENTS	46	17	388	8.4	26	0

KICKOFF RETURNS	No.	Yds	Avg	Lg	TD
Manning	26	514	19.8	31	0
Harden	11	178	16.2	23	0
Lytle	5	80	16.0	24	0
Canada	2	19	9.5	13	0
Egloff	1	7	7.0	7	0
Ryan	1	2	2.0	2	0
Preston	1	1	1.0	1	0
BRONCOS	47	801	17.0	31	0
OPPONENTS	47	1007	21.4	46	0

FIELD GOAL BREAKDOWN	Distance	1-19	20-29	30-39	40-49	50+	Total
Steinfort	0/0	6/9	5/11	6/8	0/2	17/30	
OPP	0/0	5/6	4/6	5/11	1/4	15/27	

## 1982 FINAL STATISTICS (2-7)

Date	W/L	Score	Opponent	Attend.	RUSHING	No.	Yds.	Avg	Long	TD
Sept 12	L	3-23	San Diego	73,564	Willhite	70	347	5.0	23	2
Sept 19	W	24-21	San Francisco	73,899	Parros	77	277	3.6	14	1
Sept 26			at New Orleans	Cancelled	Winder	67	259	3.9	18	1
Oct 3			Pittsburgh	Cancelled	Preston	19	81	4.3	13	0
Oct 10			at N.Y. Jets	Cancelled	Poole	7	36	5.1	20	0
Oct 17			at Houston	Cancelled	DeBerg	8	27	3.4	16	1
Oct 24			Oakland	Cancelled	Herrmann	3	7	2.3	16	1
Oct 31			Buffalo	Cancelled	Lytle	2	2	1.0	2	0
Nov 7			at Seattle	Resched Jan. 2	Watson	1	-4	-4.0	-4	0
Nov 14			at Kansas City	Cancelled	Wright	1	-4	-4.0	-4	0
Nov 21	L	10-17	Seattle	73,916	Upchurch	2	-10	-5.0	-3	0
Nov 28	L	20-30	at San Diego	47,629	<b>BRONCOS</b>	257	1018	4.0	23	6
Dec 5	L	27-34	Atlanta	73,984	<b>OPPONENTS</b>	293	935	3.2	46	8
Dec 12	W	27-24	at L.A. Rams	48,112						
Dec 19	L	16-37	Kansas City	74,192						
Dec 26	L	10-27	at L.A. Raiders	44,160						
Jan 2	L	11-13	at Seattle	43,145						

Team Statistics	Den	Opp
TOTAL FIRST DOWNS	170	176
Rushing	52	53
Passing	103	104
Penalty	15	19
Third-Down Made/Att.	43/121	48/132
Third-Down Efficiency	36%	36%
TOTAL NET YARDS	2837	3169
Avg. Per Game	315.2	352.1
Total Plays	592	616
Avg. Gain Per Play	4.8	5.1
NET YARDS RUSHING	1018	935
Avg. Per Game	113.1	103.9
Total Rushes	257	293
Avg. Per Rush	4.0	3.2
NET YARDS PASSING	1819	2234
Avg. Per Game	202.1	248.2
Sacked/Yards Lost	24/200	16/116
Gross Yards	2019	2350
Att./Completions	311/181	307/172
Completion Pct.	58%	56%
Had Intercepted	19	12
Average per Pass Play	5.4	6.9
PUNTS/AVERAGE	45/45.0	42/39.4
NET PUNTING AVG.	37.8	31.1
TOTAL RETURN YARDAGE	1229	1199
Punt Returns/Average	21/14.5	25/9.1
Kickoff Returns/Average	40/20.5	26/20.8
Intercept. Ret./Average	54/51.6	63/57.1
PENALTIES/YARDS	54/516	63/571
FUMBLES/BALL LOST	24/17	17/7
TOUCHDOWNS	16	25
Rushing	6	8
Passing	8	14
Returns	2	3
Extra Points Made/Attempts	15/16	25/25
Field Goals Made/Attempts	11/13	17/24
TOTAL POINTS	148	226

Score By Periods	1	2	3	4	OT	Total
BRONCOS	26	47	33	42	-	148
OPPONENTS	40	79	40	67	-	226

SCORING	TD	Ru	Pa	Rt	PAT	FG	S	TP
Karlis	0	0	0	0	15/16	11/13	0	48
Upchurch	5	0	3	2	0/0	0/0	0	30
Parros	3	1	2	0	0/0	0/0	0	18
Willhite	2	2	0	0	0/0	0/0	0	12
Watson	2	0	2	0	0/0	0/0	0	12
DeBerg	1	1	0	0	0/0	0/0	0	6
Winder	1	1	0	0	0/0	0/0	0	6
Herrmann	1	1	0	0	0/0	0/0	0	6
Wright	1	0	1	0	0/0	0/0	0	6
BRONCOS	16	6	8	2	15/16	11/13	2	148
OPPONENTS	25	8	14	3	25/25	17/24	0	226

PASSING	Att.	Comp.	Yds.	Cmp.%	Yd/Att.	TD	TD%	Int.	Int.%	LG	Tkd/Yds	Rtg.
DeBerg	223	131	1405	58.7	6.30	7	3.1	11	4.9	151	16/130	67.1
Herrmann	60	32	421	53.3	7.02	1	1.7	4	6.7	39	4/48	53.4
Morton	26	18	193	69.2	7.42	0	0.0	3	11.5	20	3/19	51.0
Willhite	2	0	0	0.0	0.00	0	0.0	1	50.0	0	0/0	0.0
Upchurch	0	0	0	0.0	0.00	0	0.0	0	0.0	0	1/3	39.5
BRONCOS	311	181	2019	58.2	6.49	8	2.6	19	6.1	151	24/200	60.8
OPPONENTS	307	172	2350	56.0	7.65	14	4.6	12	3.9	186	16/116	79.6

## 1983 FINAL STATISTICS (9-7)

Date	W/L	Score	Opponent	Attend.	Thomas	Jones	0	0	0	0/0	0/0	0	6
Sept 4	W	14-10	at Pittsburgh	58,233	0	0	0	0	0	0/0	0/0	1	2
Sept 11	W	17-10	at Baltimore	52,613	0	0	0	0	0	0/0	0/0	1	2
Sept 18	L	10-13	Philadelphia	74,202	0	0	0	0	0	0/0	0/0	1	2
Sept 25	L	7-22	L.A. Raiders	74,289	0	0	0	0	0	0/0	0/0	1	2
Oct 2	L	14-31	at Chicago	58,210	0	0	0	0	0	0/0	0/0	1	2
Oct 9	W	26-14	at Houston	58,210	0	0	0	0	0	0/0	0/0	1	2
Oct 16	W	24-17	Cincinnati	74,305	0	0	0	0	0	0/0	0/0	1	2
Oct 23	W	14-6	San Diego	74,581	0	0	0	0	0	0/0	0/0	1	2
Oct 30	W	27-24	Kansas City	74,640	0	0	0	0	0	0/0	0/0	1	2
Nov 6	L	19-27	at Seattle	61,189	0	0	0	0	0	0/0	0/0	1	2
Nov 13	L	20-22	at L.A. Raiders	51,945	0	0	0	0	0	0/0	0/0	1	2
Nov 20	W	38-27	Seattle	74,710	0	0	0	0	0	0/0	0/0	1	2
Nov 27	L	7-31	at San Diego	43,650	0	0	0	0	0	0/0	0/0	1	2
Dec 4	W	27-6	Cleveland	70,912	0	0	0	0	0	0/0	0/0	1	2
Dec 11	W	21-19	Baltimore	74,854	0	0	0	0	0	0/0	0/0	1	2
Dec 18	L	17-48	at Kansas City	11,377	0	0	0	0	0	0/0	0/0	1	2

Team Statistics	Den	Opp
TOTAL FIRST DOWNS	292	321
Rushing	99	119
Passing	155	185
Penalty	38	17
Third-Down Made/Att.	68/213	92/235
Third-Down Efficiency	32%	39%
TOTAL NET YARDS	4811	5609
Avg. Per Game	300.7	350.6
Total Plays	1025	1091
Avg. Gain Per Play	4.7	5.1
NET YARDS RUSHING	1784	1938
Avg. Per Game	111.5	121.1
Total Rushes	471	509
Avg. Per Rush	3.8	3.8
NET YARDS PASSING	3027	3671
Avg. Per Game	189.2	229.4
Sacked/Yards Lost	55/439	38/317
Gross Yards	3466	3988
Att./Completions	499/254	552/307
Completion Pct.	50.9%	55.6%
Had Intercepted	22	27
Avg. per Pass Play	5.5	6.2
PUNTS/AVERAGE	87/41.6	77/44.2
NET PUNTING AVG	34.0	36.2
TOTAL RETURN YARDAGE	1852	1629
Punt Returns/Average	38/11.1	55/9.5
Kickoff Returns/Average	56/19.2	46/17.9
Intercept. Ret./Average	27/13.1	22/12.8
PENALTIES/YARDS	100/804	138/1097
FUMBLES/BALL LOST	34/19	46/20
TOUCHDOWNS	34	38
Rushing	15	14
Passing	17	18
Returns	2	4
Extra Points Made/Attempts	33/34	34/35
Field Goals Made/Attempts	21/25	25/33
TOTAL POINTS	302	327

Score By Periods	1	2	3	4	OT	Total
BRONCOS	41	80	39	142		302
OPPONENTS	85	87	76	79		327

SCORING	TD	Ru	Pa	Rt	PAT	FG	S	TP
Karlis	0	0	0	0	33/34	21/25	0	96
Watson	5	0	5	0	0/0	0/0	0	30
Poole	4	4	0	0	0/0	0/0	0	24
Willhite	4	3	1	0	0/0	0/0	0	24
Parros	3	1	2	0	0/0	0/0	0	18
Sampson	3	0	3	0	0/0	0/0	0	18
Winder	3	3	0	0	0/0	0/0	0	18
Egloff	2	0	2	0	0/0	0/0	0	12
Preston	2	1	1	0	0/0	0/0	0	12
Upchurch	2	0	2	0	0/0	0/0	0	12
Chavous	1	0	0	1	0/0	0/0	0	6
DeBerg	1	1	0	0	0/0	0/0	0	6
Elway	1	1	0	0	0/0	0/0	0	6
Kubiak	1	1	0	0	0/0	0/0	0	6
Myles	1	0	1	0	0/0	0/0	0	6

PASSING	Att.	Comp.	Yds.	Cmp.p.	Yd./Att.	TD	TD%	Int.	Int%	LG	Tkd/Yds	Rtg.
DeBerg	215	119	1617	55.3	7.52	9	4.2	7	3.3	54	25/201	79.7
Kubiak	22	12	186	54.5	8.45	1	4.5	1	4.5	178	2/20	78.9
Elway	259	123	1663	47.5	6.42	7	2.7	14	5.4	149	26/218	54.9
Willhite	1	0	0	0.0	0.00	0	0.0	0	0.0	0	0/0	39.5
Upchurch	2	0	0	0.0	0.00	0	0.0	0	0.0	0	0/0	39.5
BRONCOS	499	254	3466	50.9	6.95	17	3.4	22	4.4	178	55/439	66.4
OPPONENTS	552	307	3990	55.6	7.23	18	3.3	27	4.9	172	38/317	69.0

## 1984 FINAL STATISTICS (13-3)

Date	W/L	Score	Opponent	Attend.	RUSHING	No.	Yds.	Avg	Long	TD
Sept 2	W	20-17	Cincinnati	74,178	Winder	296	1153	3.9	24	4
Sept 9	L	0-27	at Chicago	54,335	Willhite	77	371	4.8	52	2
Sept 16	W	24-14	at Cleveland	61,980	Elway	56	237	4.2	21	1
Sept 23	W	21-0	Kansas City	74,263	Parros	46	208	4.5	25	2
Sept 30	W	16-13	L.A. Raiders	74,833	Lang	8	42	5.3	15	2
Oct 7	W	28-7	at Detroit	55,836	Brewer	10	28	2.8	8	0
Oct 15	W	17-14	Green Bay	62,546	Kubiak	9	27	3.0	17	1
Oct 21	W	37-7	at Buffalo	31,204	Myles	5	7	1.4	2	0
Oct 28	W	22-19	at L.A. Raiders (OT)	91,020	Johnson	1	3	3.0	3	0
Nov 4	W	26-19	New England	74,908	BRONCOS	508	2076	4.1	52	12
Nov 11	W	16-13	at San Diego	53,162	OPPONENTS	435	1664	3.8	72	10
Nov 18	W	42-21	Minnesota	74,716						
Nov 25	L	24-27	Seattle	74,922						
Dec 2	L	13-16	at Kansas City	38,494						
Dec 9	W	16-13	San Diego	74,667						
Dec 15	W	31-14	at Seattle	64,411						

Team Statistics	Den	Opp
TOTAL FIRST DOWNS	299	311
Rushing	121	90
Passing	152	206
Penalty	26	15
Third-Down Made/Att.	68/207	84/240
Third-Down Efficiency	33%	35%
Fourth-Down Made/Att.	6/7	8/23
Fourth-Down Efficiency	86%	35%
TOTAL NET YARDS	4935	5687
Avg. Per Game	308.4	355.4
Total Plays	1018	1123
Avg. Gain Per Play	4.8	5.1
NET YARDS RUSHING	2076	1664
Avg. Per Game	129.8	104.0
Total Rushes	508	435
Avg. Per Rush	4.1	3.8
NET YARDS PASSING	2859	4023
Avg. Per Game	178.7	251.4
Sacked/Yards Lost	35/257	57/430
Gross Yards	3116	4453
Att./Completions	475/263	632/346
Completion Pct.	55%	55%
Had Intercepted	17	31
Avg. per Pass Play	5.6	5.8
PUNTS/AVERAGE	96/40.1	81/41.5
NET PUNTING AVG	35.4	35.1
TOTAL RETURN YARDAGE	1725	1700
Punt Returns/Average	41/7.8	44/7.5
Kickoff Returns/Average	45/19.9	55/21.5
Intercept. Ret./Average	31/16.5	17/11.1
PENALTIES/YARDS	78/636	104/891
FUMBLES/BALL LOST	36/17	44/24
TOUCHDOWNS	42	26
Rushing	12	10
Passing	22	16
Returns	8	0
Extra Points Made/Attempts	38/41	26/26
Field Goals Made/Attempts	21/28	19/33
TOTAL POINTS	353	241

INTERCEPTIONS	No.	Yds	Avg	Long	TD
Foley	6	97	16.2	40	1
Harden	6	79	13.2	45	1
Wilson	4	59	14.8	22	0
Smith	3	13	4.3	10	0
Mecklenburg	2	105	52.5	63	0
Robbins	2	62	31.0	62	1
Busick	2	21	10.5	16	0
Woodard	1	27	27.0	27	1
Jackson	1	23	23.0	23	0
Ryan	1	13	13.0	13	0
Comeaux	1	5	5.0	5	0
Lilly	1	5	5.0	5	0
Wright, L.	1	1	1.0	1	0
BRONCOS	31	510	16.5	63	4
OPPONENTS	17	189	11.1	35	0

PUNTING	No.	Yds	Avg	TB	in20	Lg	B
Norman	96	3850	40.1	6	16	83	-
OPPONENTS	81	3361	41.5	10	20	62	-

PUNT RETURNS	Ret	FC	Yds	Avg	Lg	TD
Willhite	20	9	200	10.0	35	0
Thomas	20	4	118	5.9	15	0
Wilson	1	0	0	0.0	0	0
BRONCOS	41	13	318	7.8	35	0
OPPONENTS	44	25	330	7.5	24	0

SCORING	TD	Ru	Pa	Rt	PAT	FG	S	TP
Karlis	0	0	0	0	38/41	21/28	0	101
Watson	7	0	7	0	0/0	0/0	0	42
Winder	6	4	2	0	0/0	0/0	0	36
Johnson	6	0	6	0	0/0	0/0	0	36
Lang	3	2	1	0	0/0	0/0	0	18
Kay	3	0	3	0	0/0	0/0	0	18
Parros	2	2	0	0	0/0	0/0	0	12
Foley	2	0	2	0	0/0	0/0	0	12
Willhite	2	2	0	0	0/0	0/0	0	12
Kubiak	1	1	0	0	0/0	0/0	0	6
Robbins	1	0	0	1	0/0	0/0	0	6
Smith	1	0	0	1	0/0	0/0	0	6
Woodard	1	0	0	1	0/0	0/0	0	6
Jones	1	0	0	1	0/0	0/0	0	6
Alexander	1	0	0	1	0/0	0/0	0	6
Harden	1	0	0	1	0/0	0/0	0	6
Sampson	1	0	0	1	0/0	0/0	0	6
Wright, L.	1	0	0	1	0/0	0/0	0	6
Wright, J.	1	0	0	1	0/0	0/0	0	6
Elway	1	1	0	0	0/0	0/0	0	6
BRONCOS	42	12	2	8	38/41	21/28	0	353
OPPONENTS	26	10	16	0	26/26	19/33	1	241

KICKOFF RETURNS	No.	Yds	Avg	Lg	TD
Lang	19	404	21.3	38	0
Thomas	18	351	19.5	33	0
Willhite	4	109	27.3	40	0
Dennison	2	27	13.5	16	0
Harden	1	4	4.0	4	0
Smith	1	2	2.0	2	0
BRONCOS	45	897	19.9	40	0
OPPONENTS	55	1181	21.5	62	0

FIELD GOAL BREAKDOWN	Distance	1-19	20-29	30-39	40-49	50+	Total
Karlis	0/0	7/8	7/9	6/7	1/1	21/25	
OPP	2/2	8/9	6/8	7/8	2/6	25/33	

PASSING	Att.	Comp.	Yds.	Cmp.p.	Yd/Att.	TD	TD%	Int.	Int%	LG	Tkd/Yds	Rtg.
Elway	380	214	2598	56.3	6.84	18	4.7	15	3.9	73	24/158	76.8
Kubiak	75	44	440	58.7	5.87	4	5.3	1	1.3	41	10/86	87.8
Stankavage	18	4	58	22.2	3.22	0	0.0	1	5.6	16	1/13	17.1
Willhite	2	1	20	50.0	10.00	0	0.0	0	0.0	20	0/0	85.3
BRONCOS	475	263	3116	55.4	6.56	22	4.6	17	3.6	73	35/257	75.4
OPPONENTS	632	346	4453	54.7	7.05	16	2.5	312	4.9	180	57/430	64.4

## 1985 FINAL STATISTICS (11-5)

Date	W/L	Score	Opponent	Attend.	RUSHING	No.	Yds.	Avg	Long	TD
Sept 8	L	16-20	at L.A. Rams	52,522	Winder	199	714	3.6	42	8
Sept 15	W	34-23	New Orleans	74,488	Lang	84	318	3.8	26	5
Sept 22	W	44-28	at Atlanta	37,903	Sewell	82	275	3.4	16	4
Sept 29	L	26-30	Miami	73,614	Willhite	66	237	3.6	14	0
Oct 6	W	31-20	Houston	74,699	Johnson, V.	10	36	3.6	14	0
Oct 13	W	15-10	at Indianapolis	60,128	Poole	4	12	3.0	6	0
Oct 20	W	13-10	Seattle (OT)	74,899	Kubiak	1	6	6.0	6	0
Oct 27	W	30-10	at Kansas City	68,248	Norman	1	0	0.0	0	0
Nov 3	L	10-30	at San Diego	57,312	<b>BRONCOS</b>	<b>497</b>	<b>1851</b>	<b>3.7</b>	<b>42</b>	<b>20</b>
Nov 11	W	17-16	San Francisco	73,173	<b>OPPONENTS</b>	<b>475</b>	<b>1973</b>	<b>4.2</b>	<b>161</b>	<b>10</b>
Nov 17	W	30-24	San Diego (OT)	74,376	<b>RECEIVING</b>	<b>No.</b>	<b>Yds.</b>	<b>Avg</b>	<b>Long</b>	<b>TD</b>
Nov 24	L	28-31	at L.A. Raiders (OT)	63,161	Watson	61	915	15.0	60	5
Dec 1	W	31-23	at Pittsburgh	56,797	Johnson, V.	51	721	14.1	163	3
Dec 8	L	14-17	L.A. Raiders (OT)	75,042	Willhite	35	297	8.5	21	1
Dec 14	W	14-13	Kansas City	69,209	Winder	31	197	6.4	24	0
Dec 20	W	27-24	at Seattle	56,283	Kay	29	339	11.7	27	3

Team Statistics	Den	Opp
TOTAL FIRST DOWNS	339	290
Rushing	113	103
Passing	192	168
Penalty	34	19
Third-Down Made/Att.	102/252	74/230
Third-Down Efficiency	40%	32%
Fourth-Down Made/Att.	6/10	8/20
Fourth-Down Efficiency	60%	40%
TOTAL NET YARDS	5496	5179

Avg. Per Game	343.5	323.7
Total Plays	1152	1069
Avg. Gain Per Play	4.8	4.8
NET YARDS RUSHING	1851	1033
Avg. Per Game	115.7	123.3
Total Rushes	497	475
Avg. Per Rush	3.7	4.2

NET YARDS PASSING	3645	3206
Avg. Per Game	227.8	200.4
Sacked/Yards Lost	38/307	47/378
Gross Yards	3952	3584
Att./Completions	617/329	547/277
Completion Pct.	53%	51%
Had Intercepted	23	24
Avg. per Pass Play	5.6	5.4

PUNTS/AVERAGE	94/40.0	94/41.1
NET PUNTING AVG	34.0	34.3
TOTAL RETURN YARDAGE	1920	2003
Punt Returns/Average	46/9.3	38/8.6
Kickoff Returns/Average	52/23.1	64/21.0
Intercept. Ret./Average	24/12.1	23/14.4

PENALTIES/YARDS	85/677	91/953
FUMBLES/BALL LOST	24/8	22/12
TOUCHDOWNS	45	35
Rushing	20	10
Passing	23	22
Returns	2	3
Extra Points Made/Attempts	41/44	35/36
Field Goals Made/Attempts	23/28	26/33
TOTAL POINTS	380	329

Score By Periods	1	2	3	4	OT	Total
BRONCOS	82	142	39	108	9	380
OPPONENTS	48	89	102	84	6	329

SCORING	TD	Ru	Pa	Rt	PAT	FG	S	TP
Karlis	0	0	0	0	41/44	23/38	0	110
Winder	8	8	0	0	0/0	0/0	0	48
Lang	7	5	2	0	0/0	0/0	0	42
Sewell	5	4	1	0	0/0	0/0	0	30
Watson	5	0	5	0	0/0	0/0	0	30
Willhite	4	3	1	0	0/0	0/0	0	24
Sampson	4	0	4	0	0/0	0/0	0	24
Johnson, V.	3	0	3	0	0/0	0/0	0	18
Johnson, B.	3	0	3	0	0/0	0/0	0	18
Kay	3	0	3	0	0/0	0/0	0	18
Harden	1	0	0	1	0/0	0/0	0	6
Wright, J.	1	0	1	0	0/0	0/0	0	6
Wright, L.	1	0	0	1	0/0	0/0	0	6
BRONCOS	45	20	23	2	41/44	23/38	0	380
OPPONENTS	35	10	22	3	35/36	26/33	0	329

PASSING	Att.	Comp.	Yds.	Cmp.%	Yd./Att.	TD	TD%	Int.	Int.%	LG	Tkd/Yds	Rtg.
Elway	605	327	3891	54.0	6.43	22	3.6	23	3.8	165	38/307	70.0
Kubiak	5	2	61	40.0	12.20	1	20.0	0	0.0	0	0/0	125.7
Willhite	3	0	0	0.0	0.00	0	0.0	0	0.0	0	0/0	39.5
Norman	1	0	0	0.0	0.00	0	0.0	0	0.0	0	0/0	39.5
Winder	1	0	0	0.0	0.00	0	0.0	0	0.0	0	0/0	39.5
Sewell	1	0	0	0.0	0.00	0	0.0	0	0.0	0	0/0	39.5
Johnson, V.	1	0	0	0.0	0.00	0	0.0	0	0.0	0	0/0	39.5
BRONCOS	617	329	3952	53.3	6.41	23	3.7	23	3.7	165	38/307	70.0
OPPONENTS	547	277	3584	50.6	6.55	22	4.0	24	4.4	73	47/378	66.5

## 1986 FINAL STATISTICS (11-5)

Date	W/L	Score	Opponent	Attend.	RUSHING	No.	Yds.	Avg	Long	TD
Sept 7	W	38-36	L.A. Raiders	75,695	Winder	240	789	3.3	31	9
Sept 15	W	21-10	at Pittsburgh	57,305	Willhite	85	365	4.3	42	5
Sept 21	W	33-7	at Philadelphia	63,839	Elway	52	257	4.9	24	1
Sept 28	W	27-20	New England	75,804	Sewell	23	123	5.3	15	1
Oct 5	W	29-14	Dallas	76,082	Lang	29	94	3.2	14	1
Oct 12	W	31-14	at San Diego	55,682	Kubiak	6	22	3.7	10	0
Oct 20	L	10-22	at N.Y. Jets	73,759	Bell	9	17	1.9	12	0
Oct 26	W	20-13	Seattle	76,089	Johnson	5	15	3.0	6	0
Nov 2	W	21-10	at L.A. Raiders	90,153	Jackson, M.	2	6	3.0	5	0
Nov 9	L	3-9	San Diego	75,012	Boddie	1	2	2.0	2	0
Nov 16	W	38-17	Kansas City	75,745	Horan	1	0	0.0	0	0
Nov 23	L	16-19	at N.Y. Giants	75,116	Mobley	1	-1	-1.0	-1	0
Nov 30	W	34-28	Cincinnati	58,705	Norman	1	-11	-11.0	-11	0
Dec 7	L	10-37	at Kansas City	47,019	<b>BRONCOS</b>	<b>455</b>	<b>1678</b>	<b>3.7</b>	<b>42</b>	<b>17</b>
Dec 13	W	31-30	Washington	75,905	<b>OPPONENTS</b>	<b>432</b>	<b>1651</b>	<b>3.8</b>	<b>160</b>	<b>13</b>
Dec 20	L	16-41	at Seattle	63,697	<b>RECEIVING</b>	<b>No.</b>	<b>Yds.</b>	<b>Avg</b>	<b>Long</b>	<b>TD</b>

Team Statistics	Den	Opp
TOTAL FIRST DOWNS	319	291
Rushing	94	93
Passing	184	177
Penalty	41	21
Third-Down Made/Att.	92/222	75/222
Third-Down Efficiency	41%	34%
Fourth-Down Made/Att.	2/5	7/15
Fourth-Down Efficiency	40%	47%
TOTAL NET YARDS	5216	4947

Avg. Per Game	326.0	309.2
Total Plays	1042	1026
Avg. Gain Per Play	5.0	4.8
NET YARDS RUSHING	1678	1651
Avg. Per Game	104.9	103.2
Total Rushes	455	432
Avg. Per Rush	3.7	3.8

NET YARDS PASSING	3538	3296
Avg. Per Game	221.1	206.0
Sacked/Yards Lost	38/273	49/459
Gross Yards	3811	3755
Att./Completions	549/306	545/301
Completion Pct.	55.7%	55.2%
Had Intercepted	16	18
Avg. per Pass Play	6.0	5.5

PUNTS/AVERAGE	86/39.3	86/42.9
NET PUNTING AVG	33.0	34.2
TOTAL RETURN YARDAGE	1964	2024
Punt Returns/Average	48/11.5	40/9.1
Kickoff Returns/Average	53/20.6	65/20.7
Intercept. Ret./Average	18/17.7	16/22.7

PENALTIES/YARDS	104/910	126/1034
FUMBLES/BALL LOST	24/13	32/18
TOUCHDOWNS	45	36
Rushing	17	13
Passing	22	21
Returns	6	2
Extra Points Made/Attempts	44/45	35/36
Field Goals Made/Attempts	20/28	24/32
TOTAL POINTS	378	327

Score By Periods	1	2	3	4	OT	Total
BRONCOS	69	131	89	89	-	378
OPPONENTS	58	92	61	116	-	327

SCORING	TD	Ru	Pa	Rt	PAT	FG	S	TP
Karlis	0	0	0	0	44/45	20/28	0	104
Winder	14	9	5	0	0/0	0/0	0	84
Willhite	9	5	3	1	0/0	0/0	0	54
Lang	3	1	2	0	0/0	0/0	0	18
Harden	3	0	0	3	0/0	0/0	0	18
Watson	3	0	3	0	0/0	0/0	0	18
Elway	2	1	1	0	0/0	0/0	0	12
Sewell	2	1	1	0	0/0	0/0	0	12
Johnson	2	0	2	0	0/0	0/0	0	12
Townsend	1	0	0	1	0/0	0/0	0	6
Studdard	1	0	1	0	0/0	0/0	0	6
Jackson, M.	1	0	1	0	0/0	0/0	0	6
Wilson	1	0	1	0	0/0	0/0	0	6
Woodard	1	0	0	1	0/0	0/0	0	6
Kay	1	0	1	0	0/0	0/0	0	6
Mobley	1	0	1	0	0/0	0/0	0	6
BRONCOS	45	17	22	6	44/45	20/28	0	378
OPPONENTS	36	13	21	2	35/36	24/32	0	327

PASSING	Att.	Comp.	Yds.	Cmp.%	Yd./Att.	TD	TD%	Int.	Int.%	LG	Tkd/Yds	Rtg.
Elway	504	280	3485	55.6	6.91	19	3.8	13	2.6	53	32/233	79.0
Kubiak	38	23	249	60.5	6.55	1	2.6	3	7.9	26	3/23	55.7
Willhite	4	1	11	25.0	2.75	0	0.0	0	0.0	1	0/0	39.6
Norman	1	1	43	100.0	43.00	1	100.0	0	0.0	143	0/0	158.3
Sewell	1	1	23	100.0	23.00	1	100.0	0	0.0	123	3/17	158.3
Johnson	1	0	0	0.0	0.00	0	0.0	0	0.0	0	0/0	39.5
BRONCOS	549	306	3811	55.7	6.94	22	4.0	16	2.9	53	38/273	78.7
OPPONENTS	545	301	3755	55.2	6.89	21	3.9	18	3.3	57	49/459	75.9



## 1987 FINAL STATISTICS (10-4-1)

Date	W/L	Score	Opponent	Attend.	Dudek	Willhite	35	154	4.4	16	2
Sept 13	W	40-17	Seattle	75,999	26	141	5.4	29	0		
Sept 20	T	17-17	at Green Bay (OT)	67,500	28	126	4.5	15	1		
Sept 28	Cancelled		at Cleveland		19	83	4.4	17	2		
Oct 4	L	10-40	*Houston	38,494	16	53	3.3	7	0		
Oct 12	W	30-14	*L.A. Raiders	61,230	13	43	3.3	11	0		
Oct 18	W	26-17	*at Kansas City	20,296	2	13	6.5	10	0		
Oct 26	L	27-34	at Minnesota	51,011	4	8	2.0	5	0		
Nov 1	W	34-0	Detroit	75,172	3	7	2.3	4	1		
Nov 8	L	14-21	at Buffalo	63,698	9	3	0.3	6	0		
Nov 16	W	31-29	Chicago	75,783	1	3	3.0	3	0		
Nov 22	W	23-17	at L.A. Raiders	61,318	2	4	-2.0	-2	0		
Nov 29	W	31-17	at San Diego	61,880	1	-8	-8.0	-8	0		
Dec 6	W	31-20	New England	75,795	510	1970	3.9	29	18		
Dec 13	L	21-28	at Seattle	61,758	454	2017	4.4	72	16		
Dec 19	W	20-17	Kansas City	75,053							
Dec 27	W	24-0	San Diego	37,500							

\*Replacement Games

Team Statistics	Den	Opp
TOTAL FIRST DOWNS	331	277
Rushing	132	103
Passing	173	148
Penalty	26	26
Third-Down Made/Att.	106/224	64/183
Third-Down Efficiency	47.3%	35%
Fourth-Down Made/Att.	6/13	5/12
Fourth-Down Efficiency	46.2%	41.7%
TOTAL NET YARDS	5624	4813
Avg. Per Game	374.9	320.9
Total Plays	1070	941
Avg. Gain Per Play	5.3	5.1
NET YARDS RUSHING	1870	2017
Avg. Per Game	131.3	134.5
Total Rushes	510	454
Avg. Per Rush	3.9	4.4
NET YARDS PASSING	3654	2796
Avg. Per Game	243.6	186.4
Sacked/Yards Lost	30/220	31/244
Gross Yards	3874	3040
Att./Completions	530/285	456/261
Completion Pct.	53.8	57.2
Had Intercepted	19	28
Avg. per Pass Play	6.9	6.1
PUNTS/AVERAGE	65/39.9	75/42.1
NET PUNTING AVG	31.6	33.5
TOTAL RETURN YARDAGE	1841	1954
Punt Returns/Average	48/10.1	34/12.5
Kickoff Returns/Average	48/20.7	61/19.1
Intercept. Ret./Average	28/14.4	19/19.1
PENALTIES/YARDS	95/812	96/785
FUMBLES/BALL LOST	29/17	35/19
TOUCHDOWNS	45	36
Rushing	18	16
Passing	24	15
Returns	3	4
Extra Points Made/Attempts	44/45	32/35
Field Goals Made/Attempts	21/29	14/21
TOTAL POINTS	379	288

Score By Periods	1	2	3	4	OT	Total
BRONCOS	92	110	79	98	0	379
OPPONENTS	70	110	64	44	0	288

SCORING	TD	Ru	Pa	Rt	PAT	FG	S	P	TD
Karlis	0	0	0	0	37/37	18/25	0	91	
Johnson, V.	7	0	7	0	0/0	0/0	0	42	
Winder	7	6	1	0	0/0	0/0	0	42	
Elway	4	4	0	0	0/0	0/0	0	24	
Lang	4	2	2	0	0/0	0/0	0	24	
Massie	4	4	0	0	0/0	0/0	0	24	
Sewell	3	2	1	0	0/0	0/0	0	18	
Cleandenon	0	0	0	0	7/7	3/4	0	16	
Dudek	2	2	0	0	0/0	0/0	0	12	
Johnson, M.	2	0	2	0	0/0	0/0	0	12	
Micho	2	0	2	0	0/0	0/0	0	12	
Nattiel	2	0	2	0	0/0	0/0	0	12	
Boddie	1	1	0	0	0/0	0/0	0	6	
Clark	1	0	0	1	0/0	0/0	0	6	
Haynes	1	0	0	1	0/0	0/0	0	6	
Hunley	1	0	0	1	0/0	0/0	0	6	
Mobley	1	0	1	0	0/0	0/0	0	6	
Poole	1	1	0	0	0/0	0/0	0	6	
Swanson	1	0	1	0	0/0	0/0	0	6	
Watson	1	0	1	0	0/0	0/0	0	6	
Ryan	0	0	0	0	0/0	0/0	0	2	
BRONCOS	45	18	24	3	44/45	21/29	1	379	
OPPONENTS	35	16	15	4	32/35	14/21	2	288	

RUSHING	No.	Yds.	Avg	Long	TD
Winder	196	741	3.8	19	6
Elway	66	304	4.6	29	4
Lang	89	303	3.4	28	2

PASSING	Att.	Comp.	Yds.	Cmp.%	Yd/Att.	TD	TD%	Int.	Int.%	LG	Tkd/Yds	Rtg.
Elway	410	224	3198	54.6	7.80	19	4.6	12	2.9	172	20/138	83.4
Karcher	102	56	628	54.9	6.16	5	4.9	4	3.9	49	5/45	73.5
Kubiak	7	3	25	42.9	3.57	0	0.0	2	28.6	17	2/14	13.1
May	5	0	0	0.0	0.00	0	0.0	1	20.0	0	1/7	0.0
McGuire	3	2	23	66.7	7.67	0	0.0	0	0.0	13	0/0	89.6
Johnson, V.	1	0	0	0.0	0.00	0	0.0	0	0.0	0	0/0	39.6
Lang	1	0	0	0.0	0.00	0	0.0	0	0.0	0	1/7	39.6
Willhite	1	0	0	0.0	0.00	0	0.0	0	0.0	0	0/0	39.6
Sewell	0	0	0	-	-	0	-	0	-	0	1/9	0.0
BRONCOS	530	285	3874	53.8	7.31	24	4.5	19	3.6	172	30/220	77.5
OPPONENTS	456	261	3040	57.2	6.67	15	3.3	28	6.1	151	31/224	62.1

## 1988 FINAL STATISTICS (8-8)

Date	W/L	Score	Opponent	Attend.	Nattiel	5	51	10.2	29	0
Sept 4	L	14-21	Seattle	75,866	Willhite	13	39	3.0	7	2
Sept 11	W	34-3	San Diego	75,359	Bell	9	36	4.0	6	0
Sept 18	L	13-20	at Kansas City	63,268	Jackson	1	5	5.0	5	0
Sept 26	L	27-30	L.A. Raiders (OT)	75,964	Johnson, J.	1	3	3.0	3	0
Oct 2	W	12-0	at San Diego	55,763	Johnson, V.	1	1	1.0	1	0
Oct 9	W	16-13	at San Fran. (OT)	61,711	Thomas	1	0	0.0	0	0
Oct 16	W	30-14	Atlanta	75,287	BRONCOS	464	1815	3.9	35	13
Oct 23	L	21-39	at Pittsburgh	49,811	OPPONENTS	552	2538	4.6	64	21
Oct 31	L	23-55	at Indianapolis	60,544						
Nov 6	W	17-11	Kansas City	74,227						
Nov 13	W	30-7	Cleveland	75,806	RECEIVING	No.	Yds	Avg	Long	TD
Nov 20	L	0-42	at New Orleans	68,075	Johnson, V.	68	896	13.2	86	5
Nov 27	W	35-24	L.A. Rams	74,141	Jackson	46	852	18.5	63	8
Dec 4	L	20-21	at L.A. Raiders	65,561	Nattiel	46	574	12.5	74	1
Dec 11	L	14-42	at Seattle	62,838	Sewell	38	507	13.3	168	5
Dec 17	W	21-10	New England	70,910	Kay	34	352	10.4	27	4

Team Statistics	Den	Opp
TOTAL FIRST DOWNS	338	316
Rushing	106	140
Passing	196	161
Penalty	36	15
Third-Down Made/Att.	85/210	81/214
Third-Down Efficiency	40%	38%
Fourth-Down Made/Att.	4/13	9/18
Fourth-Down Efficiency	31%	50%
TOTAL NET YARDS	5506	5471
Avg. Per Game	344.1	341.9
Total Plays	1077	1055
Avg. Gain Per Play	5.1	5.2
NET YARDS RUSHING	1815	2538
Avg. Per Game	113.4	158.6
Total Rushes	464	552
Avg. Per Rush	3.9	4.6
NET YARDS PASSING	3691	2933
Avg. Per Game	230.7	183.3
Sacked/Yards Lost	32/250	36/235
Gross Yards	3941	3168
Att./Completions	581/324	467/262
Completion Pct.	56%	56%
Had Intercepted	22	16
Avg. per Pass Play	6.0	5.8
PUNTS/AVERAGE	68/43.8	84/43.4
NET PUNTING AVG	37.9	36.3
TOTAL RETURN YARDAGE	1842	1673
Punt Returns/Average	53/8.5	33/11.0
Kickoff Returns/Average	16/12.5	22/15.6
Intercept. Ret./Average	16/12.5	22/15.6
PENALTIES/YARDS	84/717	116/956
FUMBLES/BALL LOST	34/12	23/13
TOUCHDOWNS	37	41
Rushing	13	21
Passing	24	18
Returns	0	2
Extra Points Made/Attempts	36/37	41/41
Field Goals Made/Attempts	23/26	21/27
TOTAL POINTS	327	352

INTERCEPTIONS	No.	Yds	Avg	Long	TD
Harden	4	36	9.0	34	0
Castille	3	51	17.0	33	0
Robbins	2	66	33.0	39	0
Braxton	2	6	3.0	6	0
Dennison	1	29	29.0	29	0
Wilson	1	7	7.0	7	0
Fletcher	1	4	4.0	4	0
Bowyer	1	1	1.0	1	0
Haynes	1	0	0.0	0	0
BRONCOS	16	200	12.5	39	0
OPPONENTS	22	344	15.6	86	1

PUNTING	No.	Yds	Avg	TB	in20	Lg	B
Horan	65	2861	44.0	2	19	70	-
Elway	3	117	39.0	0	2	40	-
BRONCOS	68	2978	43.8	2	21	70	1
OPPONENTS	83	3643	43.9	7	20	68	1

PUNT RETURNS	Ret	FC	Yds	Avg	Lg	TD
Nattiel	22	0	218	9.9	24	0
Clark	13	0	115	8.8	16	0
Willhite	13	2	90	6.9	12	0
Harden	2	2	14	7.0	14	0
Massey	1	0	5	5.0	5	0
Johnson, J.	1	0	5	5.0	5	0
Bell	1	0	4	4.0	4	0
Johnson, V.	0	1	0	0.0	0	0
BRONCOS	53	5	451	8.5	24	0
OPPONENTS	33	4	364	11.0	66	1

KICKOFF RETURNS	No.	Yds	Avg	Lg	TD
Bell	36	762	21.2	38	0
Johnson, J.	14	285	20.4	34	0
Nattiel	6	124	20.7	25	0
Winder	1	11	11.0	11	0
Harden	1	9	9.0	9	0
BRONCOS	58	1191	20.5	38	0
OPPONENTS	53	965	18.2	40	0

FIELD GOAL BREAKDOWN	Distance	1-19	20-29	30-39	40-49	50+	Total
Karlis	1/1	9/10	6/13	5/8	2/4	23/36	
OPP	0/0	9/10	9/12	2/4	1/1	21/27	

Karlis ( )	(51G,38G)	(23G,42G)	(39G,25G)	(30G,43G,37N,30G,32G,28G,21N)	(27G,27G,34N,22G)	(35N,47G,41G,50G)	(47N)	(27G)	(42G)	(18G,22G,32G,42N,38N)	(35N,50N)	(46N)	(29G,36G)	(52N,37N)	( )
BRONCOS	37	13	24	0	36/37	23/36	0	327							
OPPONENTS	41	21	18	2	41/41	21/27	1	352							

RUSHING	No.	Yds.	Avg	Long	TD
Dorsett	181	703	3.9	26	5
Winder	149	543	3.6	35	4
Elway	54	234	4.3	26	1
Sewell	32	135	4.2	26	1
Kubiak	17	65	3.8	13	0

## 1989 FINAL STATISTICS (11-5)

Date	W/L	Score	Opponent	Attend.
Sept 10	W	34-20	Kansas City	74,284
Sept 18	W	28-18	at Buffalo	78,176
Sept 24	W	31-21	L.A. Raiders	75,754
Oct 1	L	13-16	at Cleveland	78,637
Oct 8	W	16-10	San Diego	75,222
Oct 15	W	14-3	Indianapolis	74,680
Oct 22	W	24-21	at Seattle (OT)	62,353
Oct 29	L	24-28	Philadelphia	75,065
Nov 5	W	34-7	Pittsburgh	74,739
Nov 12	W	16-13	at Kansas City	76,245
Nov 20	W	14-10	at Washington	52,975
Nov 26	W	41-14	Seattle	75,117
Dec 3	L	13-16	at L.A. Raiders (OT)	87,560
Dec 10	L	7-14	N.Y. Giants	63,283
Dec 16	W	37-0	at Phoenix	56,071
Dec 24	L	16-19	at San Diego	50,524

Team Statistics	Den	Opp
TOTAL FIRST DOWNS	308	246
Rushing	125	90
Passing	163	142
Penalty	20	14
3rd Down: Made/Att	111/240	73/216
3rd Down Pct.	46.3	33.8
4th Down: Made/Att	2/9	12/24
4th Down Pct.	22.2	50.0
POSSESSION AVG.	32:17	27:43
TOTAL NET YARDS	5093	4407
Avg. Per Game	318.3	275.4
Total Plays	1071	977
Avg. Per Play	4.8	4.5
NET YARDS RUSHING	2092	1580
Avg. Per Game	130.8	98.8
Total Rushes	554	426
NET YARDS PASSING	3001	2827
Avg. Per Game	187.6	176.7
Sacked/Yards Lost	43/351	47/374
Gross Yards	3352	3201
Att./Completions	474/256	504/268
Completion Pct.	54.0	53.2
Had Intercepted	20	21
PUNTS/AVERAGE	80/39.8	84/41.0
NET PUNTING AVG.	33.7	35.0
PENALTIES/YARDS	83/594	102/823
FUMBLES/BALL LOST	26/12	43/22
TOUCHDOWNS	40	25
Rushing	15	10
Passing	21	13
Returns	4	2

Score By Periods	1	2	3	4	OT	Total
BRONCOS	84	114	57	104	3	362
OPPONENTS	44	53	50	76	3	226

SCORING	TD	Ru	Pa	Rt	PAT	FG	S	TP
Treadwell	0	0	0	0	39/40	27/33	0	120
Humphrey	8	7	1	0	0/0	0/0	0	48
Johnson	7	0	7	0	0/0	0/0	0	42
Bratton	4	1	3	0	0/0	0/0	0	24
Elway	3	3	0	0	0/0	0/0	0	18
Sewell	3	0	3	0	0/0	0/0	0	18
Alexander	2	2	0	0	0/0	0/0	0	12
Jackson	2	0	2	0	0/0	0/0	0	12
Kay	2	0	2	0	0/0	0/0	0	12
Winder	2	0	2	0	0/0	0/0	0	12
Young	2	0	2	0	0/0	0/0	0	12
Braxton	1	0	0	1	0/0	0/0	0	6
Kragen	1	0	0	1	0/0	0/0	0	6
Mecklenburg	1	0	0	1	0/0	0/0	0	6
Nattiel	1	0	0	1	0/0	0/0	0	6
Robbins	1	0	0	1	0/0	0/0	0	6
Brooks	0	0	0	0	0/0	0/0	1	2
BRONCOS	40	15	21	4	39/40	27/33	1	362
OPPONENTS	25	10	13	2	25/25	17/27	0	226

FIELD GOALS	1-19	20-29	30-39	40-49	50+
Treadwell	3/3	13/14	8/8	3/7	0/1
OPPONENTS	0/0	3/3	5/6	7/14	2/4

Treadwell (41G,29G) (22G,33G,46G,24G) (38G) (21G,26G) (46G,18G,54N,27G) (1) (46N,46N)

PASSING	Att.	Comp.	Yds.	Cmp.%	Yd./Att.	TD	TD%	Int.	Int.%	LG	Sacked	Rating
Elway	416	223	3051	53.6	7.33	18	4.3	18	4.3	69	35/298	73.7
Kubiak	55	32	284	58.2	5.16	2	3.6	2	3.6	22	8/53	69.1
Humphrey	2	1	17	50.0	8.50	1	50.0	0	0.0	17	0/0	118.8
Johnson	1	0	0	0.0	0.00	0	0.0	0	0.0	0	0/0	39.6
BRONCOS	474	256	3352	54.0	7.07	21	4.4	20	4.2	69	43/351	73.7
OPPONENTS	504	268	3201	53.2	6.35	13	2.6	21	4.2	175	47/374	64.1

27N,27G) (18G) (26G,26G) (18G,27G,26G) (1) (30G,25G) (34G,35G,42N) (1) (38G,33G,35G) (43N,24G)

OPPONENTS (41G,54N,23G) (43N) (1) (47N,36G,48G,24N,48G) (39G) (49N,55G) (40N) (41N) (1) (39G,42G) (38N,32G) (1) (37G,46G,26G) (47N) (1) (52N,22G,41G,53G,45G)

RUSHING	No.	Yds.	Avg	Long	TD
Humphrey	294	1151	3.9	40	7
Winder	110	351	3.2	16	2
Elway	48	244	5.1	31	3
Alexander	45	146	3.2	11	2
Bratton	30	108	3.6	9	1
Sewell	7	44	6.3	10	0
Kubiak	15	35	2.3	10	0
Jackson	5	13	2.6	8	0
BRONCOS	554	2092	3.8	40	15
OPPONENTS	426	1580	3.7	24	10

RECEIVING	No.	Yds.	Avg	Long	TD
Johnson	76	1095	14.4	69	7
Jackson	28	446	15.9	49	2
Sewell	25	416	16.6	56	3
Young	22	402	18.3	47	2
Humphrey	22	156	7.1	13	1
Kay	21	197	9.4	120	2
Mobley	17	200	11.8	36	0
Winder	14	91	6.5	19	0
Nattiel	10	183	18.3	43	1
Bratton	10	84	10.5	28	0
Alexander	8	64	10.5	28	0
Kelly	3	13	4.3	6	0
BRONCOS	256	3352	13.1	69	21
OPPONENTS	268	3201	11.9	175	13

INTERCEPTIONS	No.	Yds	Avg	Long	TD
Braxton	6	103	17.2	134	1
Henderson	3	58	19.3	25	0
Atwater	3	34	11.3	30	0
Smith, D.	2	78	39.0	50	0
Robbins	2	18	9.0	118	1
Munford	2	16	8.0	10	0
Corrington	1	8	8.0	8	0
Carrington	1	2	2.0	2	0
Dennison	1	1	1.0	1	0
BRONCOS	21	318	15.1	50	2
OPPONENTS	20	194	9.7	132	1

PUNTING	No.	Yds	Avg	Net	TB	In20	Lg	B
Horan	77	3111	40.4	34.3	5	24	63	0
Elway	1	34	34.0	14.0	1	0	34	0
Kubiak	2	43	21.5	21.5	0	1	29	0
BRONCOS	80	3188	39.8	33.7	6	25	63	0
OPPONENTS	84	3440	41.0	35.0	8	18	64	0

PUNT RETURNS	Ret	FC	Yds	Avg	Lg	TD
Bell	21	3	143	6.8	24	0
Johnson	12	6	118	9.8	34	0
Nattiel	9	0	77	8.6	38	0
Woods	2	0	6	3.0	11	0
Carrington	1	0	0	0.0	0	0
BRONCOS	45	9	344	7.6	38	0
OPPONENTS	28	18	370	13.2	52	0

KICKOFF RETURNS	No.	Yds	Avg	Lg	TD
Bell	30	602	20.1	33	0
Carrington	6	152	25.3	68	0
Humphrey	4	86	21.5	29	0
Bratton	2	19	9.5	10	0
Woods	1	17	17.0	17	0
BRONCOS	43	876	20.4	68	0
OPPONENTS	72	1256	17.4	36	0

SACKS: Fletcher 12, Holmes 9, Mecklenburg 7.5, Carreker 5.5, Powers 3, Kragen 2, Lucas 2, Townsend 2, Brooks 1, Dennison 1, McCullough 1, Munford 1, BRONCOS 43.0, OPPONENTS 47.0

## 1990 FINAL STATISTICS (5-11)

Date	W/L	Score	Opponent	Attend.
Sept 9	L	9-14	at L.A. Raiders	54,206
Sept 17	W	24-23	Kansas City	75,277
Sept 23	W	34-31	Seattle (OT)	75,250
Sept 30	L	28-29	at Buffalo	74,393
Oct 6	L	29-30	Cleveland	74,814
Oct 14	L	17-34	Pittsburgh	74,285
Oct 21	W	27-17	at Indianapolis	29,850
Nov 4	L	22-27	at Minnesota	57,331
Nov 11	L	7-19	at San Diego	59,557
Nov 18	L	13-16	Chicago (OT)	75,013
Nov 22	L	27-40	at Detroit	73,896
Dec 2	L	20-23	L.A. Raiders	74,162
Dec 9	L	20-31	at Kansas City	74,347
Dec 16	W	20-10	San Diego	64,919
Dec 23	L	12-17	at Seattle	55,845
Dec 30	W	22-13	Green Bay	46,943

Team Statistics	Den	Opp
TOTAL FIRST DOWNS	323	306
Rushing	126	110
Passing	170	181
Penalty	27	15
3rd Down: Made/Att	86/207	84/195
3rd Down Pct.	41.5	43.1
4th Down: Made/Att	7/14	7/12
4th Down Pct.	50.0	58.3
POSSESSION AVG.	30:50	29:10
TOTAL NET YARDS	5213	5345
Avg. Per Game	325.8	334.1
Total Plays	1035	969
Avg. Per Play	5.0	5.5
NET YARDS RUSHING	1872	1963
Avg. Per Game	117.0	122.7
Total Rushes	462	456
NET YARDS PASSING	3341	3382
Avg. Per Game	208.8	211.4
Sacked/Yards Lost	46/330	34/289
Gross Yards	3671	3671
Att./Completions	527/305	479/284
Completion Pct.	57.9	59.3
Had Intercepted	18	10
PUNTS/AVERAGE	60/43.5	62/41.4
NET PUNTING AVG.	38.5	35.6
PENALTIES/YARDS	108/775	105/824
FUMBLES/BALL LOST	30/14	36/15
TOUCHDOWNS	36	43
Rushing	19	16
Passing	15	22
Returns	2	5

Score By Periods	1	2	3	4	OT	Total
BRONCOS	87	120	46	75	3	331
OPPONENTS	60	85	96	131	3	374

SCORING	TD	Ru	Pa	Rt	PAT	FG	S	TP
Treadwell	0	0	0	0	34/36	25/34	0	109
Humphrey	7	7	0	0	0/0	0/0	0	42
Jackson	5	1	4	0	0/0	0/0	0	30
Bratton	4	3	1	0	0/0	0/0	0	24
Young	4	0	4	0	0/0	0/0	0	24
Elway	3	3	0	0	0/0	0/0	0	18
Johnson	3	0	3	0	0/0	0/0	0	18
Sewell	3	3	0	0	0/0	0/0	0	18
Winder	2	0	2	0	0/0	0/0	0	12
Nattiel	2	0	2	0	0/0	0/0	0	12
Mecklenburg	1	0	0	1	0/0	0/0	1	8
Henderson	1	0	0	1	0/0	0/0	0	6
Sharpe	1	0	0	1	0/0	0/0	0	6
Fletcher	0	0	0	0	0/0	0/0	1	2
BRONCOS	36	19	15	2	34/36	25/34	3	331
OPPONENTS	43	16	22	5	38/43	26/33	0	374

FIELD GOALS	1-19	20-29	30-39	40-49	50+
Treadwell	0/0	13/14	4/6	8/13	0/1
OPPONENTS	1/1	5/5	14/16	6/10	0/1

Treadwell (43G,44G,24G) (38N,22G) (27G,49N,25G) (49N,24N) (20G,25G) (24G) (39G,32N,42G) (31G,46G,46G) (1) (27G,24G) (24G,32G) (45G,21G,41N) (1) (46N,49G,26G) (49G,50N,45N) (22G,31G)

PASSING	Att.	Comp.	Yds.	Cmp.%	Yd./Att.	TD	Int.	Int.%	LG	Sacked	Rating
Elway	502	294	3526	58.6	7.02	15	3.0	14	2.8	66	43/311

## 1991 FINAL STATISTICS (12-4)

Date	W/L	Score	Opponent	Attend.
Sept 1	W	45-14	Cincinnati	72,855
Sept 8	L	13-16	at Raiders	48,569
Sept 15	W	16-10	Seattle	74,152
Sept 22	W	27-19	San Diego	73,258
Sept 29	W	13-6	at Minnesota	55,031
Oct 6	L	14-42	at Houston	59,145
Oct 20	W	19-16	Kansas City	75,866
Oct 27	W	9-6	at New England	43,994
Nov 3	W	20-13	Pittsburgh	70,973
Nov 10	L	16-17	Raiders	75,896
Nov 17	W	24-20	at Kansas City	74,661
Nov 24	L	10-13	at Seattle	60,430
Dec 1	W	20-3	New England	67,116
Dec 8	W	17-7	at Cleveland	73,539
Dec 15	W	24-19	Phoenix	74,098
Dec 22	W	17-14	at San Diego	51,449

## Team Statistics

## TOTAL FIRST DOWNS

Den	Opp
284	242

Den	Opp
117	81

Den	Opp
150	147

Den	Opp
17	14

Den	Opp
92/223	84/206

Den	Opp
41.3	31.1

Den	Opp
8/14	7/17

Den	Opp
57.1	41.2

Den	Opp
31:36	28:24

Den	Opp
5012	4549

Den	Opp
313.3	284.3

Den	Opp
1012	939

Den	Opp
5.0	4.8

Den	Opp
2015	1794

Den	Opp
125.9	112.1

Den	Opp
505	411

Den	Opp
2997	2755

Den	Opp
187.3	172.2

Den	Opp
46/313	52/346

Den	Opp
3310	3101

Den	Opp
459/246	476/246

Den	Opp
53.6	51.7

Den	Opp
12	23

Den	Opp
74/41.2	79/44.5

Den	Opp
36.4	39.1

Den	Opp
94/715	105/848

Den	Opp
31/13	26/10

Den	Opp
32	22

Den	Opp
16	8

Den	Opp
13	12

Den	Opp
3	2

Den	Opp
42	111

Den	Opp
43	77

Den	Opp
49	66

Den	Opp
0	235

Den	Opp
0	112

Den	Opp
0	36

Den	Opp
0	24

Den	Opp
0	24

Den	Opp
0	24

Den	Opp
0	18

Den	Opp
0	12

Den	Opp
0	12

Den	Opp
0	6

Den	Opp
0	6

Den	Opp
0	6

Den	Opp
0	6

Den	Opp
0	6

Den	Opp
0	6

Den	Opp
0	6

Den	Opp
0	6

Den	Opp
0	6

Den	Opp
0	6

Den	Opp
0	6

Den	Opp
0	6

Den	Opp
0	6

Den	Opp
0	6

Den	Opp
0	6

Den	Opp
0	6

Den	Opp
0	6

Den	Opp
0	6

Den	Opp
0	6

Den	Opp
0	6

Den	Opp
0	6

Den	Opp
0	6

Den	Opp
0	6

45N (19G,48N) (37G,35N) (47N,23G) (20G, 24G) (37G) (18G) (42G,45N)

OPPONENTS: (28G,23G,34G,32N) (28G) (41G, 43G,43G,36G) (49G,25G) (32N) (32G,48G,25G) (20G,17G,25N) (26G,39G,24N) (20G,37N) (19G, 27G) (36G,42G) (23G) (52N,33G,45G,28G,38G)

## RUSHING

No.	Yds.	Avg.	Long	TD
-----	------	------	------	----

No.	Yds.	Avg.	Long	TD
-----	------	------	------	----

No.	Yds.	Avg.	Long	TD
-----	------	------	------	----

No.	Yds.	Avg.	Long	TD
-----	------	------	------	----

No.	Yds.	Avg.	Long	TD
-----	------	------	------	----

No.	Yds.	Avg.	Long	TD
-----	------	------	------	----

No.	Yds.	Avg.	Long	TD
-----	------	------	------	----

No.	Yds.	Avg.	Long	TD
-----	------	------	------	----

No.	Yds.	Avg.	Long	TD
-----	------	------	------	----

No.	Yds.	Avg.	Long	TD
-----	------	------	------	----

No.	Yds.	Avg.	Long	TD
-----	------	------	------	----

No.	Yds.	Avg.	Long	TD
-----	------	------	------	----

No.	Yds.	Avg.	Long	TD
-----	------	------	------	----

No.	Yds.	Avg.	Long	TD
-----	------	------	------	----

No.	Yds.	Avg.	Long	TD
-----	------	------	------	----

No.	Yds.	Avg.	Long	TD
-----	------	------	------	----

No.	Yds.	Avg.	Long	TD
-----	------	------	------	----

No.	Yds.	Avg.	Long	TD
-----	------	------	------	----

No.	Yds.	Avg.	Long	TD
-----	------	------	------	----

No.	Yds.	Avg.	Long	TD
-----	------	------	------	----

No.	Yds.	Avg.	Long	TD
-----	------	------	------	----

No.	Yds.	Avg.	Long	TD
-----	------	------	------	----

No.	Yds.	Avg.	Long	TD
-----	------	------	------	----

No.	Yds.	Avg.	Long	TD
-----	------	------	------	----

No.	Yds.	Avg.	Long	TD
-----	------	------	------	----

No.	Yds.	Avg.	Long	TD
-----	------	------	------	----

No.	Yds.	Avg.	Long	TD
-----	------	------	------	----

No.	Yds.	Avg.	Long	TD
-----	------	------	------	----

No.	Yds.	Avg.	Long	TD
-----	------	------	------	----

No.	Yds.	Avg.	Long	TD
-----	------	------	------	----

No.	Yds.	Avg.	Long	TD
-----	------	------	------	----

No.	Yds.	Avg.	Long	TD
-----	------	------	------	----

No.	Yds.	Avg.	Long	TD
-----	------	------	------	----

No.	Yds.	Avg.	Long	TD
-----	------	------	------	----

No.	Yds.	Avg.	Long	TD
-----	------	------	------	----

No.	Yds.	Avg.	Long	TD
-----	------	------	------	----

No.	Yds.	Avg.	Long	TD
-----	------	------	------	----

No.	Yds.	Avg.	Long	TD
-----	------	------	------	----

No.	Yds.	Avg.	Long	TD
-----	------	------	------	----

No.	Yds.	Avg.	Long	TD
-----	------	------	------	----

No.	Yds.	Avg.	Long	TD
-----	------	------	------	----

No.	Yds.	Avg.	Long	TD
-----	------	------	------	----

No.	Yds.	Avg.	Long	TD
-----	------	------	------	----

No.	Yds.	Avg.	Long	TD
-----	------	------	------	----

No.	Yds.	Avg.	Long	TD
-----	------	------	------	----

No.	Yds.	Avg.	Long	TD
-----	------	------	------	----

No.	Yds.	Avg.	Long	TD
-----	------	------	------	----

No.	Yds.	Avg.	Long	TD
-----	------	------	------	----

No.	Yds.	Avg.	Long	TD
-----	------	------	------	----

No.	Yds.	Avg.	Long	TD
-----	------	------	------	----

No.	Yds.	Avg.	Long	TD
-----	------	------	------	----

No.	Yds.	Avg.	Long	TD
-----	------	------	------	----

No.	Yds.	Avg.	Long	TD
-----	------	------	------	----

No.	Yds.	Avg.	Long	TD
-----	------	------	------	----

No.	Yds.	Avg.	Long	TD
-----	------	------	------	----

No.	Yds.	Avg.	Long	TD
-----	------	------	------	----

No.	Yds.	Avg.	Long	TD
-----	------	------	------	----

No.	Yds.	Avg.	Long	TD
-----	------	------	------	----

No.	Yds.	Avg.	Long	TD
-----	------	------	------	----

No.	Yds.	Avg.	Long	TD
-----	------	------	------	----

No.	Yds.	Avg.	Long	TD
-----	------	------	------	----

No.	Yds.	Avg.	Long	TD
-----	------	------	------	----

No.	Yds.	Avg.	Long	TD
-----	------	------	------	----

No.	Yds.	Avg.	Long	TD
-----	------	------	------	----

No.	Yds.	Avg.	Long	TD
-----	------	------	------	----

No.	Yds.	Avg.	Long	TD
-----	------	------	------	----

No.	Yds.	Avg.	Long	TD
-----	------	------	------	----

No.	Yds.	Avg.	Long	TD
-----	------	------	------	----

No.	Yds.	Avg.	Long	TD
-----	------	------	------	----

No.	Yds.	Avg.	Long	TD
-----	------	------	------	----



## 1993 FINAL STATISTICS (9-7)

Date	W/L	Score	Opponent	Attend.
Sept 5	W	26-20	at New York Jets	68,130
Sept 12	W	34-17	San Diego	75,074
Sept 20	L	7-15	at Kansas City	78,453
Oct 3	W	35-13	Indianapolis	74,953
Oct 10	L	27-30	at Green Bay	58,943
Oct 18	L	20-23	L. A. Raiders	75,712
Oct 31	W	28-17	Seattle	73,644
Nov 7	W	29-14	at Cleveland	77,818
Nov 14	L	23-26	Minnesota	67,329
Nov 21	W	37-13	Pittsburgh	74,840
Nov 28	W	17-9	at Seattle	57,812
Dec 5	L	10-13	at San Diego	60,233
Dec 12	W	27-21	Kansas City	75,822
Dec 18	W	13-3	at Chicago	53,056
Dec 26	L	10-17	Tampa Bay	73,434
Jan 2	L	30-33	at L.A. Raiders (OT)	66,904

Team Statistics	Den	Opp
TOTAL FIRST DOWNS	327	290
Rushing	105	86
Passing	187	181
Penalty	35	13
3rd Down: Made/Att	98/225	71/215
3rd Down Pct.	43.6	33.0
4th Down: Made/Att	2/11	8/17
4th Down Pct.	18.2	47.1
POSSESSION AVG.	31:23	28:37
TOTAL NET YARDS	5461	5149
Avg. Per Game	341.3	321.8
Total Plays	1060	1005
Avg. Per Play	5.2	5.1
NET YARDS RUSHING	1693	1418
Avg. Per Game	105.8	88.6
Total Rushes	488	397
NET YARDS PASSING	3768	3731
Avg. Per Game	235.5	233.2
Sacked/Yards Lost	39/293	46/238
Gross Yards	4061	3969
Att./Completions	553/350	562/314
Completion Pct.	63.3	55.9
Had Intercepted	10	18
PUNTS/AVERAGE	68/44.4	81/43.7
NET PUNTING AVG.	68/37.1	81/36.0
PENALTIES/YARDS	112/822	128/962
FUMBLES/BALL LOST	29/18	27/13
TOUCHDOWNS	42	27
Rushing	13	6
Passing	27	21
Returns	2	0

Score By Periods	1	2	3	4	OT	Total
BRONCOS	66	147	91	69	0	373
OPPONENTS	53	82	62	84	3	284

SCORING	TD	Ru	Pa	Rt	PAT	FG	S	TP
Elam	0	0	0	0	41/42	26/35	0	119
Sharpe	9	0	9	0	0/0	0/0	0	54
Delpino	8	8	0	0	0/0	0/0	0	48
Johnson, V.	5	0	5	0	0/0	0/0	0	30
Bernstine	4	4	0	0	0/0	0/0	0	24
Russell	4	0	3	1	0/0	0/0	0	24
Milburn	3	0	3	0	0/0	0/0	0	18
Rivers	2	1	1	0	0/0	0/0	1	14
Marshall	2	0	2	0	0/0	0/0	0	12
Tillman	2	0	2	0	0/0	0/0	0	12
Croel	1	0	0	1	0/0	0/0	0	6
Johnson, R.	1	0	1	0	0/0	0/0	0	6
Wyman	1	0	1	0	0/0	0/0	0	6
BRONCOS	42	13	27	2	41/42	26/35	1	373
OPPONENTS	27	6	21	0	27/27	31/36	1	284

FIELD GOALS	1-19	20-29	30-39	40-49	50+
Elam	0/0	11/12	7/7	4/10	4/6
OPPONENTS	1/1	8/8	10/10	8/12	4/5

Elam: (28G,30G,30G,41G) (20G,54G) (1) (53N)  
(47G,37G) (40G,42N,37G) (47N) (22G,38G)  
(28B,53G) (48G,27G,28G) (25G,40N) (30G,42N)

PASSING	Att.	Comp.	Yds.	Cmp.%	Yd./Att.	TD	TD%	Int.	Int.%	LG	Sacked	Rating
Elway	551	348	4030	63.2	7.31	25	4.5	10	1.8	63	39/293	92.8
Maddox	1	1	1	100.0	1.00	1	100.0	0	0.0	11	0/0	118.8
Marshall	1	1	30	100.0	30.00	1	100.0	0	0.0	130	0/0	158.3
BRONCOS	553	350	4061	63.3	7.34	27	4.9	10	1.8	63	39/293	94.2
OPPONENTS	562	314	3969	55.9	7.06	21	3.7	18	3.2	174	46/238	77.2

OPPONENTS: (22G,43G) (30G) (34G,41,52G, 44G,20G) (28G,28G) (28G,32G,21G) (32G,49G, 53G) (53G) (49N) (25G,19G,35G,43G) (37G, 38G) (1) (56N,47N,27G,34G) (44N) (31G) (48G, 41N) (43G,50G,39G,47G)

RUSHING	No.	Yds.	Avg	Long	TD
Bernstine	223	816	3.7	24	4
Delpino	131	445	3.4	18	8
Milburn	52	231	4.4	26	0
Elway	44	153	3.5	18	0
Rivers	15	50	3.3	14	1
Rouen	1	0	0.0	0	0
Maddox	2	-2	-1.0	-1	0
BRONCOS	468	1693	3.6	26	13
OPPONENTS	397	1418	3.6	28	6

RECEIVING	No.	Yds.	Avg	Long	TD
Sharpe	81	995	12.3	63	9
Russell	44	719	16.3	43	3
Bernstine	44	372	8.5	41	0
Milburn	38	300	7.9	50	3
Johnson, V.	38	517	14.4	56	5
Marshall	28	360	12.9	40	2
Delpino	26	195	7.5	25	0
Johnson, R.	20	243	12.2	38	1
Tillman	17	193	11.4	30	2
Kimbrough	8	79	9.9	16	0
Rivers	6	59	9.8	17	1
Taylor, K.	1	28	28.0	28	0
Wyman	1	1	1.0	11	1
BRONCOS	350	4061	11.6	63	27
OPPONENTS	314	3969	12.6	174	21

INTERCEPTIONS	No.	Yds.	Avg	Long	TD
Smith	3	57	19.0	36	0
Braxton	3	37	12.3	25	0
Atwater	2	81	40.5	68	0
Dronett	2	13	6.5	7	0
Lang	2	4	2.0	4	0
Croel	1	22	22.0	22	1
F. Robinson	1	13	13.0	13	0
Wyman	1	9	9.0	9	0
Bradford	1	0	0.0	0	0
Dimry	1	0	0.0	0	0
Hall	1	0	0.0	0	0
BRONCOS	18	236	13.1	68	1
OPPONENTS	10	79	7.9	19	0

PUNTING	No.	Yds	Avg	Net TB	In20	Lg	B
Rouen	67	3017	45.0	37.1	8	17	62
TEAM	68	3017	44.4	37.1	8	17	62
OPPONENTS	81	3541	43.7	36.0	10	22	61

PUNT RETURNS	Ret	FC	Yds	Avg	Lg	TD
Milburn	41	11	425	10.6	54	0
Bradford	1	0	0	0.0	0	0
BRONCOS	41	11	425	10.4	54	0
OPPONENTS	33	8	337	10.2	37	0

KICKOFF RETURNS	No.	Yds	Avg	Lg	TD
Russell	18	374	20.8	49	0
Milburn	12	188	15.7	26	0
Delpino	7	146	20.9	49	0
Meeks	1	9	9.0	9	0
Sharpe	1	0	0.0	0	0
BRONCOS	39	717	18.4	49	0
OPPONENTS	63	1119	17.8	68	0

SACKS: Fletcher 13.5, Mecklenburg 9.0, Dronett 7.0, Croel 5.0, J. Robinson 3.5, Kragen 3.0, Wyman 2.0, Atwater 1.0, Oshodin 1.0, Williams 1.0, BRONCOS 46.0, OPPONENTS 39.0.

## DENVER BRONCOS STARTERS, 1960-94

Listed below are the usual starters, by position, for the Denver Broncos on a season-by-season basis from 1960-94. A player must have been the starter for the majority of the games that season to be designated as the starter. If the number of starting assignments at a position were virtually equal, two players have been listed, with the player who had the greater playing time listed first. The term "Ret" is used to designate someone who was a kick return specialist.

1960			1961			1962		
OFFENSE			OFFENSE			OFFENSE		
LE	87	Lionel Taylor	LE	87	Lionel Taylor	LE	87	Lionel Taylor
LT	74	Gordon Holz	LT	77	Jack Mattox	LT	72	Jerry Sturm
LG	60	Ken Adamson	LG	60	Ken Adamson	LG	60	Ken Adamson
C	51	Mike Nichols	C	51	Mike Nichols	C	52	Jim Barton
RG	71	Willie Smith	RG	77	Carl Larpenier	RG	67	Bob McCullough
RT	75	Eldon Danenhauer	RT	75	Eldon Danenhauer	RT	75	Eldon Danenhauer
RE	81	Bill Jessup	TE	88	Gene Prebola	TE	88	Gene Prebola
FL	41	Pat Epperson	FL	42	Al Frazier (Ret)	FL	82	Bob Scarpitto
OB	18	Frank Tripucka	OB	18	Frank Tripucka	OB	18	Frank Tripucka
HB	20	Henry Bell	HB	34	Don Stone	HB	34	Don Stone
FB	33	Fred Bukaty	FB	33	Fred Bukaty	FB	33	Fred Bukaty
P	16	George Herring	P	16	George Herring	P	55	Jim Fraser
PK	21	Gene Mingo	PK	21	Gene Mingo	PK	21	Gene Mingo
Ret	40	Al Carmichael						
DEFENSE			DEFENSE			DEFENSE		
LE	65	Joe Young	LE	66	John Cash	DE	61	Chuck Gavin
LT	70	Don King	LT	64	Bud McFadin	DT	64	Bud McFadin
RT	67	John Hatley	RT	74	Gordon Holz	DT	73	Mike Lassiter
RE	61	Chuck Gavin	RE	61	Chuck Gavin	DT	74	Gordon Holz
LLB	33	Bob Hudson	LLB	53	Bob Hudson	LLB	55	John Fraser
MLB	34	Hardy Brown	MLB	55	Wahoo McDaniel	MLB	55	Wahoo McDaniel
RLB	84	Albert Day	RLB	68	Bill Roehnell	LLB	68	Bill Roehnell
LC	43	Frank Bernardi	LC	41	Bob McNamara	LCB	47	Jerry Stallcup
RC	41	Bob McNamara	RC	45	Jim McMillan	RCB	45	Jim McMillan
LS	83	John Pyeatt	LS	46	Phil Nugent	LS	46	Bob Zeman
RS	23	Goose Gosoulin	RS	23	Goose Gosoulin	RS	23	Goose Gosoulin
1963			1964			1965		
OFFENSE			OFFENSE			OFFENSE		
SE	87	Lionel Taylor	SE	87	Lionel Taylor	SE	87	Lionel Taylor
LT	76	Harold Olson	LT	77	Harold Olson	LT	77	Bob Breitstein
LG	67	Bob McCullough	LG	71	Jim Perkins	LG	72	Jerry Sturm
C	72	Jerry Sturm	C	68	Tom Nomina	C	68	Tom Nomina
RG	62	Ernie Barnes	RG	67	Bob McCullough	RG	67	Bob McCullough
RT	75	Eldon Danenhauer	RT	75	Eldon Danenhauer	RT	75	Eldon Danenhauer
TE	88	Gene Prebola	TE	30	Hewitt Dixon	TE	30	Hewitt Dixon
FL	82	Bob Scarpitto	FL	82	Bob Scarpitto	FL	82	Bob Scarpitto
OB	7	Mickey Slaughter	OB	15	Jacky Lee	OB	7	Mickey Slaughter
HB	34	Don Stone	HB	27	Charley Mitchell	HB	27	Charley Mitchell
FB	3	Billy Joe	FB	3	Billy Joe	FB	29	Wendell Hayes
P	51	Jim Fraser	P	51	Jim Fraser	P	82	Bob Scarpitto
PK	21	Gene Mingo	PK	21	Gene Mingo	PK	12	Gary Kroner
Ret	27	Charley Mitchell	Ret	42	Odell Barry	Ret	42	Odell Barry
DEFENSE			DEFENSE			DEFENSE		
LE	83	Ray Jacobs	LE	83	Ray Jacobs	LE	80	Ed Cooke
LT	77	Dick Guesman	LT	77	Dick Guesman	LT	83	Ray Jacobs
RT	74	Gordy Holz	RT	70	Charlie Janerette	RT	70	Charlie Janerette
RE	61	Chuck Gavin	RE	80	Ed Cooke	RE	81	Max Lettzw
LLB	33	John Nocera	LLB	50	Jerry Hopkins	LLB	53	Tom Erlandson
MLB	54	Wahoo McDaniel	MLB	55	Marv Matuszak	MLB	50	Jerry Hopkins
RLB	55	Jim Fraser	RLB	51	Jim Fraser	RLB	56	John Bramlett
LC	47	John McGeever	LC	24	Willie Brown	LC	24	Willie Brown
RC	27	Charlie Mitchell	RC	20	Willie West	RC	47	John McGeever
LS	46	Bob Zeman	LS	47	John McGeever	LS	44	Miller Farr
RS	23	Goose Gosoulin	RS	23	Goose Gosoulin	RS	23	John Griffin

1966			1967			1968		
OFFENSE			OFFENSE			OFFENSE		
SE	87	Lionel Taylor	SE	41	Eric Crabtree	SE	88	Al Denson
LT	76	Bob Breitenstein	LT	64	Sam Brunelli	LT	42	Billy Van Heusen
LG	72	Jerry Sturm	LG	67	George Goeddeke	LG	72	Sam Brunelli
C	52	Ray Kubala	C	59	Larry Kaminski	C	59	George Goeddeke
	59	Larry Kaminski						Larry Kaminski
RG	79	John Gonzaga	RG	73	Pat Mattson	RG	60	Bob Young
	64	Jon Homan						
RT	74	Lee Burnett	RT	78	Tom Cichowski	RT	74	Mike Current
TE	88	Al Denson	TE	85	Tom Beer	TE	85	Tom Beer
FL	82	Bob Scarpitto	FL	88	Al Denson	WR	41	Eric Crabtree
							80	Jimmy Jones
QB	10	John McCormick	QB	13	Steve Tensi	QB	15	Marlin Briscoe
	15	Max Chobolan					13	Steve Tensi
HB	28	Abner Haynes (Ret)	HB	44	Floyd Little (Ret)	HB	44	Floyd Little (Ret)
	27	Charlie Mitchell		27	Charlie Mitchell		22	Fran Lynch
FB	33	Wendell Hayes	FB	31	Bo Hickey	FB	32	Garrett Ford
				33	Wendell Hayes		40	Brendan McCarthy
P	82	Bob Scarpitto	P	2	Bob Scarpitto	P	42	Billy Van Heusen
PK	12	Gary Kroner	PK	82	Bob Humphreys	PK	3	Bobby Howfield
DEFENSE			DEFENSE			DEFENSE		
LE	81	Max Leetow	LE	75	Rex Mirich	LE	55	Pete Duranko
	80	Don La Rose					70	Paul Smith
LT	83	Ray Jacobs	LT	62	Jerry Inman	LT	62	Jerry Inman
							75	Rex Mirich
RT	66	Larry Cox	RT	63	Dave Costa	RT	63	Dave Costa
	61	Bill Keating						
RE	60	Bob Young	RE	87	Richard Jackson	RE	87	Richard Jackson
LLB	50	Jerry Hopkins	LLB	50	Carl Cunningham	LLB	50	Carl Cunningham
	51	Eugene Jeter						
MLB	55	Archie Matsos	MLB	57	John Huard	MLB	57	John Huard
				55	Pete Duranko			
RLB	56	John Bramlett	RLB	54	Chip Myrtle	RLB	52	Fred Forsburg
				58	Frank Richter		54	Chip Myrtle
LC	24	Willie Brown	LC	21	Goldie Sellers (Ret)	LC	20	Charlie Greer
	21	Goldie Sellers (Ret)						
RC	48	Nemiah Wilson	RC	48	Nemiah Wilson	RC	23	Drake Garrett
LS	42	Lonnie Wright	FS	28	Jack Lentz	FS	28	Jack Lentz
RS	23	Goose Gonsoulin	SS	43	Pete Jacquess	SS	43	Pete Jacquess
				45	Tom Cassese		34	Gus Hollomon

1969			1970			1971		
OFFENSE			OFFENSE			OFFENSE		
SE	88	Al Denson	SE	88	Al Denson	SE	42	Bill Van Heusen
	84	Mike Halfner		42	Bill Van Heusen		80	Jerry Simmons
LT	72	Sam Brunelli	LT	72	Sam Brunelli	LT	75	Roger Shoals
LG	67	George Goeddeke	LG	67	George Goeddeke	LG	58	Larron Jackson
C	59	Larry Kaminski	C	59	Larry Kaminski	C	59	Larry Kaminski
							67	George Goeddeke
RG	60	Bob Young	RG	60	Bob Young	RG	64	Mike Schnitker
							61	Tom Lyons
RT	74	Mike Current	RT	74	Mike Current	RT	74	Mike Current
TE	85	Tom Beer	TE	83	Jim Whalen	TE	81	Billy Masters
	82	Dave Pivec		81	Billy Masters			
WR	89	John Embree	WR	84	Mike Halfner	WR	40	Jack Gehrke
							82	Dwight Harrison
QB	13	Steve Tensi	QB	14	Peter Liske	QB	10	Steve Ramsey
	14	Peter Liske		13	Steve Tensi		13	Don Horn
HB	44	Floyd Little	HB	44	Floyd Little	HB	44	Floyd Little
	26	Frank Quayle		11	Bobby Anderson (Ret)		22	Fran Lynch
FB	22	Fran Lynch	FB	33	Willis Crenshaw	FB	11	Bobby Anderson
	39	Tom Smiley		35	Clem Turner			
P	42	Bill Van Heusen	P	42	Bill Van Heusen	P	42	Bill Van Heusen
	34	Gus Holloman						
PK	3	Bob Howfield	PK	3	Bob Howfield	PK	15	Jim Turner
Ret	29	Wandy Williams						
DEFENSE			DEFENSE			DEFENSE		
LE	87	Rich Jackson	LE	87	Rich Jackson	LE	87	Rich Jackson
LT	70	Paul Smith	LT	70	Paul Smith	LT	63	Dave Costa
	62	Jerry Inman						
RT	63	Dave Costa	RT	63	Dave Costa	RT	70	Paul Smith
RE	55	Pete Duranko	RE	55	Pete Duranko	RE	55	Pete Duranko
LLB	50	Carl Cunningham	LLB	50	Carl Cunningham	LLB	50	Olen Underwood
	57	John Huard		52	Fred Forsburg		52	Fred Forsburg
RLB	54	Chip Myrtle	RLB	54	Chip Myrtle	RLB	54	Chip Myrtle
				57	John Huard			
LC	40	Grady Cavness	LC	28	Cornell Gordon	LC	41	Leroy Mitchell
RC	36	Billy Thompson (Ret)	RC	36	Billy Thompson (Ret)	RC	36	Billy Thompson
FS	43	Pete Jacquess	FS	43	Pete Jacquess	FS	26	George Saines
	41	George Burrell		47	Paul Marth			
SS	20	Charles Greer	SS	20	Charles Greer	SS	20	Charles Greer

1972			1973			1974		
OFFENSE			OFFENSE			OFFENSE		
WR	84	Rod Sherman	WR	25	Haven Moses	WR	25	Haven Moses
	25	Haven Moses					42	Bill Van Heusen
LT	78	Marv Montgomery	LT	78	Marv Montgomery	LT	71	Claude Minor
				68	Larron Jackson			
LG	68	Larron Jackson	LG	64	Mike Schnitker	LG	68	Larron Jackson
							61	Tom Lyons
C	59	Larry Kaminski	C	50	Bobby Maples	C	50	Bobby Maples
				59	Larry Kaminski			
RG	64	Mike Schnitker	RG	61	Tom Lyons	RG	60	Paul Howard
	61	Tom Lyons						
RT	74	Mike Current	RT	74	Mike Current	RT	74	Mike Current
TE	81	Billy Masters	TE	88	Riley Odums	TE	88	Riley Odums
	88	Riley Odums		88	Billy Masters		82	Billy Masters
WR	80	Jerry Simmons	WR	84	Gene Washington	WR	80	Jerry Simmons
				80	Jerry Simmons			
QB	12	Charley Johnson	QB	12	Charley Johnson	QB	12	Charley Johnson
	10	Steve Ramsey					10	Steve Ramsey
HB	44	Floyd Little	HB	44	Floyd Little	HB	24	Otis Armstrong (Ret)
	22	Fran Lynch		24	Otis Armstrong (Ret)		44	Floyd Little
FB	11	Bobby Anderson	FB	33	Joe Dawkins	FB	32	Jon Keyworth
	33	Joe Dawkins (Ret)		11	Bobby Anderson			
P	42	Bill Van Heusen	P	42	Bill Van Heusen	P	42	Bill Van Heusen
PK	15	Jim Turner	PK	15	Jim Turner	PK	15	Jim Turner
DEFENSE			DEFENSE			DEFENSE		
RE	77	Lyle Alzado	RE	77	Lyle Alzado	RE	77	Lyle Alzado
RT	76	Tom Domes	RT	79	Barney Chavous	RT	55	Pete Duranko
LT	70	Paul Smith	LT	70	Paul Smith	LT	63	John Grant
							75	Ed Smith
LE	55	Pete Duranko	LE	55	Pete Duranko	LE	79	Barney Chavous
RLB	54	Chip Myrtle	RLB	56	Ray May	RLB	66	Jim O'Malley
MLB	58	Tom Graham	MLB	58	Tom Graham	MLB	56	Ray May
							52	Randy Gradishar
LLB	52	Fred Forsburg	LLB	56	Dan Parish	LLB	45	Bill Laskey
							57	Tom Jackson
RC	36	Billy Thompson	RC	26	Calvin Jones	RC	26	Calvin Jones
LC	41	Leroy Mitchell	LC	41	Leroy Mitchell	LC	46	John Rowser
WS	23	Steve Preece	WS	20	Charles Greer	WS	20	Charles Greer
							48	John Pitts
SS	20	Charles Greer	SS	36	Billy Thompson (Ret)	SS	36	Billy Thompson (Ret)

1975			1976			1977		
OFFENSE			OFFENSE			OFFENSE		
WR	80	Rick Upchurch (Ret)	WR	80	Rick Upchurch (Ret)	WR	82	Jack Dolbin
	42	Bill Van Heusen		82	Jack Dolbin		80	Rick Upchurch (Ret)
LT	71	Claude Minor	LT	75	Bill Bain	LT	74	Andy Mauier
							75	Bill Bain
LG	61	Tom Lyons	LG	62	Tom Glassic	LG	62	Tom Glassic
C	50	Bobby Maples	C	50	Bobby Maples	C	52	Mike Montler
RG	60	Paul Howard	RG	61	Tom Lyons	RG	60	Paul Howard
RT	74	Mike Current	RT	71	Claude Minor	RT	71	Claude Minor
TE	88	Riley Odums	TE	88	Riley Odums	TE	88	Riley Odums
WR	25	Haven Moses	WR	25	Haven Moses	WR	25	Haven Moses
	82	Jack Dolbin						
QB	10	Steve Ramsey	QB	10	Steve Ramsey	QB	7	Craig Morton
	12	Charley Johnson						
HB	44	Floyd Little (Ret)	HB	24	Otis Armstrong	HB	24	Otis Armstrong
	24	Otis Armstrong		35	Lonnie Perrin (Ret)		41	Rob Lytle
FB	32	Jon Keyworth	FB	32	Jon Keyworth	FB	32	Jon Keyworth
	22	Fran Lynch		33	Jim Klick		35	Lonnie Perrin
P	42	Bill Van Heusen	P	42	Bill Van Heusen	P	10	Bucky Dilts
				14	Norris Weese			
PK	15	Jim Turner	PK	15	Jim Turner	PK	15	Jim Turner
DEFENSE			DEFENSE			DEFENSE		
LE	79	Barney Chavous	LE	79	Barney Chavous	LE	79	Barney Chavous
LT	63	John Grant	LT	63	John Grant	LT	68	Rubin Carter
	68	Rubin Carter		68	Rubin Carter		63	John Grant
RT	70	Paul Smith	RE	70	Paul Smith	RE	77	Lyle Alzado
RE	77	Lyle Alzado						
LLB	57	Tom Jackson	LOLB	51	Bob Swenson	LOLB	51	Bob Swenson
MLB	52	Randy Gradishar	LLB	59	Joe Rizzo	LLB	59	Joe Rizzo
RLB	59	Joe Rizzo	MILB	52	Randy Gradishar	RLB	52	Randy Gradishar
	51	Bob Swenson	ROLB	57	Tom Jackson	ROLB	57	Tom Jackson
LC	20	Louis Wright	LC	20	Louis Wright	LC	20	Louis Wright
RC	26	Calvin Jones	RC	26	Calvin Jones	RC	43	Steve Foley
	48	Earlie Thomas		43	Steve Foley			
WS	46	John Rowser	WS	46	John Rowser	WS	29	Bernard Jackson
SS	36	Billy Thompson	SS	36	Billy Thompson	SS	36	Billy Thompson

1978			1979			1980		
OFFENSE			OFFENSE			OFFENSE		
WR 82	Jack Dolbin		WR 80	Rick Upchurch (Ret)		WR 80	Rick Upchurch (Ret)	
LT 71	Claudie Minor		LT 71	Claudie Minor		LT 71	Claudie Minor	
LG 62	Tom Glassic		LG 62	Tom Glassic		LG 62	Tom Glassic	
C 64	Bill Bryan		C 64	Bill Bryan		C 64	Bill Bryan	
RG 60	Paul Howard		RG 60	Paul Howard		RG 60	Paul Howard	
RT 76	Tom Neville		RT 70	Dave Studdard		RT 70	Dave Studdard	
TE 88	Riley Odoms		TE 88	Riley Odoms		TE 88	Riley Odoms	
85	Ron Egloff							
WR 25	Haven Moses		WR 25	Haven Moses		WR 25	Haven Moses	
QB 7	Craig Morton		QB 7	Craig Morton		QB 7	Craig Morton	
14	Norris Weese		14	Norris Weese		17	Matt Robinson	
HB 24	Otis Armstrong		HB 24	Otis Armstrong		HB 24	Otis Armstrong	
35	Lohnie Perrin (Ret)		41	Rob Lytle		46	Dave Preston	
FB 32	Jon Keyworth		FB 30	Jim Jensen		FB 30	Jim Jensen	
35	Larry Canada		32	Jon Keyworth		32	Jon Keyworth	
P 10	Bucky Dilts		P 11	Luke Prestridge		P 11	Luke Prestridge	
PK 15	Jim Turner		PK 15	Jim Turner		PK 19	Fred Steinfert	
						KR 82	Larry Brunson	
DEFENSE			DEFENSE			DEFENSE		
LE 79	Barney Chavous		LE 79	Barney Chavous		LE 79	Barney Chavous	
NT 68	Ruben Carter		NT 68	Ruben Carter		NT 68	Ruben Carter	
RE 77	Lyle Alzado		LE 66	Brisen Manor		LE 66	Brisen Manor	
LO 51	Bob Swenson		LO 51	Bob Swenson		LO 58	Rulon Jones	
LI 59	Joe Rizzo		LI 59	Joe Rizzo		LI 58	Rob Naima	
			58	Rob Naima		LI 56	Larry Evans	
RI 53	Randy Gradishar		RI 53	Randy Gradishar		RI 53	Randy Gradishar	
LO 57	Tom Jackson		LO 57	Tom Jackson		LO 57	Tom Jackson	
LC 20	Louis Wright		LC 20	Louis Wright		LC 20	Louis Wright	
RC 43	Steve Foley		RC 43	Steve Foley		RC 22	Aaron Kyle	
WS 29	Bernard Jackson		WS 29	Bernard Jackson		45	Perry Smith	
			40	Charlie West		WS 43	Steve Foley	
SS 36	Billy Thompson		SS 36	Billy Thompson		SS 36	Billy Thompson	

1981			1982			1983			1987			1988			1989		
OFFENSE			OFFENSE			OFFENSE			OFFENSE			OFFENSE			OFFENSE		
WR 80	Rick Upchurch		WR 80	Rick Upchurch (Ret)		WR 80	Rick Upchurch		WR 82	Vance Johnson		WR 82	Vance Johnson		WR 82	Vance Johnson (Ret)	
LT 71	Claudie Minor		LT 71	Claudie Minor		LT 70	Dave Studdard		LT 70	Dave Studdard		LT 70	Dave Studdard		LT 70	Dave Studdard	
LG 62	Tom Glassic		LG 62	Tom Glassic		LG 62	Tom Glassic		LG 54	Keith Bishop		LG 54	Keith Bishop		LG 54	Keith Bishop	
C 64	Bill Bryan		C 64	Bill Bryan		C 64	Bill Bryan		C 64	Bill Bryan		C 64	Bill Bryan		C 64	Bill Bryan	
RG 60	Paul Howard		RG 70	Dave Studdard		RG 60	Paul Howard		RG 62	Mike Freeman		RG 72	Keith Kartz		RG 66	Jim Juriga	
RT 70	Dave Studdard		60	Paul Howard		RT 76	Ken Lanier		RT 76	Ken Lanier		RT 76	Ken Lanier		RT 76	Ken Lanier	
TE 88	Riley Odoms		TE 88	Riley Odoms		TE 85	Ron Egloff		TE 88	Clarence Kay		TE 88	Clarence Kay		TE 88	Clarence Kay	
85	Ron Egloff		87	Jim Wright		87	Jim Wright		89	Orson Mobley		89	Orson Mobley		89	Orson Mobley	
WR 81	Steve Watson		WR 81	Steve Watson		WR 81	Steve Watson		WR 84	Ricky Nattiel		WR 80	Mark Jackson		WR 80	Mark Jackson	
QB 7	Craig Morton		QB 17	Steve DeBerg		QB 17	Steve DeBerg		QB 7	Rick Massie		QB 7	John Elway		QB 7	John Elway	
17	Steve DeBerg								12	Ken Karcher		8	Gary Kubiak		8	Gary Kubiak	
HB 46	Dave Preston		HB 47	Gerald Willhite		HB 23	Sammy Winder		HB 23	Sammy Winder		HB 33	Tony Dorsett		HB 26	Bobby Humphrey	
32	Tony Reed		23	Sammy Winder		47	Gerald Willhite		47	Gerald Willhite		47	Gerald Willhite		23	Sammy Winder	
FB 24	Rick Parros		FB 24	Rick Parros		FB 34	Nathan Poole		FB 33	Gene Lang		FB 23	Sammy Winder		FB 40	Jeff Alexander	
35	Larry Canada		46	Dave Preston		46	Dave Preston		46	Bobby Micho		30	Steve Sewell		32	Melvin Bratton	
P 11	Luke Prestridge		P 11	Luke Prestridge		P 11	Luke Prestridge		P 2	Mike Horan		P 2	Mike Horan		P 2	Mike Horan	
PK 19	Fred Steinfert		PK 3	Rich Karlis		PK 3	Rich Karlis		PK 3	Rich Karlis		PK 3	Rich Karlis		PK 9	David Treadwell	
Ret 83	Wade Manning		Ret 83	Wade Manning		Ret 82	Zack Thomas		Ret 27	Kevin Clark		Ret 35	Ken Bell		Ret 35	Ken Bell	
DEFENSE			DEFENSE			DEFENSE			DEFENSE			DEFENSE			DEFENSE		
LE 79	Barney Chavous		LE 79	Barney Chavous		LE 79	Barney Chavous		LE 61	Andre Townsend		LE 65	Walt Bowyer		LE 92	Alphonso Carreker	
NT 68	Ruben Carter		NT 68	Ruben Carter		NT 68	Ruben Carter		NT 71	Greg Kragen		90	Freddie Gilbert		NT 71	Greg Kragen	
RE 75	Rulon Jones		RE 75	Rulon Jones		RE 75	Rulon Jones		RE 75	Rulon Jones		RE 61	Andre Townsend		RE 61	Andre Townsend	
LO 51	Bob Swenson		LO 50	Jim Ryan		LO 50	Jim Ryan		LO 73	Simon Fletcher		LO 73	Simon Fletcher		LO 73	Simon Fletcher	
LI 56	Larry Evans		LI 56	Larry Evans		LI 53	Randy Gradishar		LI 77	Karl Mecklenburg		LI 77	Karl Mecklenburg		LI 77	Karl Mecklenburg	
RI 52	Randy Gradishar		RI 53	Randy Gradishar		RI 58	Steve Busick		RI 98	Ricky Hunley		RI 55	Rick Dennison		RI 55	Rick Dennison	
RO 57	Tom Jackson		RO 57	Tom Jackson		RO 57	Tom Jackson		RO 50	Jim Ryan		RO 50	Jim Ryan		RO 56	Michael Brooks	
LC 20	Louis Wright		LC 20	Louis Wright		LC 20	Louis Wright		LC 36	Mark Haynes		LC 36	Mark Haynes		LC 34	Tyrone Braxton	
45	Perry Smith		45	Steve Wilson		45	Steve Wilson (Ret)		RC 31	Mike Harden		RC 28	Jeremiah Castile		RC 24	Wymon Henderson	
RC 22	Aaron Kyle		RC 22	Aaron Kyle		RC 31	Mike Harden		WS 22	Tony Lilly		WS 31	Mike Harden		WS 27	Steve Atwater	
WS 43	Steve Foley		WS 31	Mike Harden		WS 43	Steve Foley		SS 49	Dennis Smith		SS 49	Dennis Smith		SS 49	Dennis Smith	
SS 36	Billy Thompson		SS 49	Dennis Smith		SS 49	Dennis Smith										



1990			1991			1992		
OFFENSE			OFFENSE			OFFENSE		
WR 82	Vance Johnson		WR 83	Michael Young		WR 82	Vance Johnson	
LT 84	Ricky Nattiel		82	Vance Johnson (Ret)		86	Arthur Marshall (Ret)	
LT 60	Gerald Perry		62	Jeff Davidson		LT 68	Russell Freeman	
LG 69	Darrell Hamilton		69	Darrell Hamilton				
C 72	Doug Widell		LG 67	Doug Widell		LG 62	Jeff Davidson	
RG 66	Keith Kartz		C 72	Keith Kartz		C 72	Keith Kartz	
	Jim Juriga		RG 68	Crawford Ker		RG 67	Doug Widell	
			63	Sean Farrell				
RT 76	Ken Lanier		RT 76	Ken Lanier		RT 76	Ken Lanier	
TE 88	Clarence Kay		TE 88	Clarence Kay		TE 84	Shannon Sharpe	
			81	Shannon Sharpe		89	Reggie Johnson	
WR 80	Mark Jackson		WR 83	Mark Jackson		WR 80	Mark Jackson	
QB 83	Michael Young		85	Derek Russell		WR 85	Derek Russell	
QB 7	John Elway		QB 7	John Elway		QB 7	John Elway	
						8	Tommy Maddox	
HB 26	Bobby Humphrey		HB 28	Gaston Green		HB 28	Gaston Green	
30	Steve Sewell		33	Robert Perryman		20	Greg Lewis	
FB 23	Sammy Winder		FB 20	Greg Lewis		FB 38	Reggie Rivers	
32	Melvin Bratton		30	Steve Sewell				
P 2	Mike Horan		P 2	Mike Horan		P 2	Mike Horan	
							Ruben Rodriguez	
PK 9	David Treadwell		PK 9	David Treadwell		PK 9	David Treadwell	
Ret 20	Kevin Clark		Ret 22	Alton Montgomery		Ret 22	Alton Montgomery	
DEFENSE			DEFENSE			DEFENSE		
LE 91	Warren Powers		LE 91	Warren Powers		LE 70	Brian Sochia	
NT 71	Greg Kragen		NT 71	Greg Kragen		99	Shane Dronett	
RE 90	Ron Holmes		RE 90	Ron Holmes		NT 71	Greg Kragen	
94	Jim Szymanski					RE 96	Kenny Walker	
LO 73	Simon Fletcher		LO 73	Simon Fletcher		LO 51	Mike Croel	
LI 77	Karl Mecklenburg		LI 77	Karl Mecklenburg		LI 77	Karl Mecklenburg	
RI 51	Marc Muntford		RI 51	Mike Croel		RI 56	Michael Brooks	
59	Tim Lucas							
RO 56	Michael Brooks		RO 56	Michael Brooks		RO 73	Simon Fletcher	
LC 48	Randy Robbins		LC 34	Tyrone Braxton		LC 34	Tyrone Braxton	
22	Alton Montgomery (Ret)							
RC 24	Wymon Henderson		RC 24	Wymon Henderson		RC 24	Wymon Henderson	
FS 27	Steve Atwater		FS 27	Steve Atwater		FS 27	Steve Atwater	
SS 49	Dennis Smith		SS 49	Dennis Smith		SS 49	Dennis Smith	

## 1993

## OFFENSE

WR 82	Vance Johnson
86	Arthur Marshall
LT 65	Gary Zimmerman
LG 79	Dave Widell
C 72	Keith Kartz
RG 75	Brian Habib
RT 68	Russell Freeman
TE 84	Shannon Sharpe
89	Reggie Johnson
WR 85	Derek Russell (Ret)
QB 7	John Elway
RB 33	Rod Bernstein
P 16	Tom Rouen
PK 1	Jason Elam
Ret 22	Glyn Milburn

## DEFENSE

LE 90	Dan Williams
NT 71	Greg Kragen
RE 99	Shane Dronett
LOLB 51	Mike Croel
LILB 77	Karl Mecklenburg
RILB 57	Dave Wyman
ROLB 73	Simon Fletcher
LCB 34	Tyrone Braxton
RCB 29	Charles Dimmy
FS 27	Steve Atwater
SS 49	Dennis Smith

## 1994

## OFFENSE

WR 83	Anthony Miller
87	Cedric Tillman
LT 65	Gary Zimmerman
LG 64	Jon Melander
C 79	Dave Widell
RG 75	Brian Habib
RT 76	Kirk Scraftford
68	Russell Freeman
TE 84	Shannon Sharpe
88	Jerry Evans
WR 85	Derek Russell
QB 7	John Elway
RB 42	Leonard Russell
22	Glyn Milburn
P 16	Tom Rouen
PK 1	Jason Elam
Ret 22	Glyn Milburn

## DEFENSE

LE 99	Shane Dronett
LT 98	Ted Washington
RT 96	Harald Hasselbach
90	Dan Williams
RE 73	Simon Fletcher
LLB 51	Mike Croel
MLB 77	Karl Mecklenburg
RLB 58	Elijah Alexander
LCB 26	Ben Smith
RCB 39	Ray Crockett
FS 49	Dennis Smith
SS 27	Steve Atwater

## PLAYOFF HISTORY

## 1993

## WILD CARD PLAYOFF GAME

## LOS ANGELES RAIDERS 42, DENVER 24

LOS ANGELES, CA, Jan 9 — The Broncos returned to the playoffs after a one-year hiatus and faced the L.A. Raiders for the second time in as many weeks, but unlike the previous week, this time it was a do-or-die situation for both teams. Early on the game looked to have the makings of a defensive struggle, with both teams going four downs and out on their first possession, but the game's pace quickly picked up on the second possession. The Raiders struck first on a seven-play, 80-yard drive that was capped off with a nine-yard touchdown pass from QB Jeff Hostetler to TE Ethan Horton. QB John Elway and the Broncos responded with a drive of their own, going 63 yards in seven plays, as Elway hooked up with TE Shannon Sharpe for a 23-yard touchdown. The Raiders bounced back with a 65-yard TD toss to WR Tim Brown to take a 14-7 lead. The Broncos, not to be out done, drove 64 yards in 11 plays setting up a 16-yard TD toss from Elway to TE Reggie Johnson to tie the score. Hostetler continued to be red hot on the Raiders' next possession, leading the Raiders 84 yards in just five plays. WR James Jett helped pad Hostetler's totals by catching a 54-yard TD pass in the five-play drive. As bad as the Bronco defense looked in three straight possessions, the Bronco offense picked up the slack. In the Broncos' last drive of the half, the offense chewed up nearly seven minutes and went 77 yards to tie the score 14-14. WR Derek Russell was on the receiving end of a six-yard TD pass that tied the score, but the real hero of the drive was John Elway. Elway completed passes to six different receivers on the drive and showed his versatility by running twice. At the half both teams had showed how potent their offenses could be, racking up nearly 500 yards of total offense combined. In the second half good things continued to happen for the Raiders, but for the Broncos, their playoff advancement hopes quickly began to fade. After receiving the opening kickoff of the second half, the Broncos failed to move the ball on their first three possessions, giving the Raiders great field position after three punts that averaged 30 yards by P Tom Rouen. The Raiders took advantage of the field position, starting drives at the Denver 43 and 35, and their own 48. The Raiders punted on their first possession to the Bronco three, but in their next two possessions they hit paydirt, scoring touchdowns on drives of three and five plays to take a commanding 35-21 lead. The Broncos made a dent in the score at the beginning of the fourth period on a 33-yard field goal by K Jason Elam, but the Raiders responded to that with a 10-play, 76-yard drive that was capped by Napoleon McCallum's third touchdown of the game from one yard out. That would prove to be all of the scoring, as the Raiders walked away with a 42-24 victory.

## FIELD GOALS (made ( ) &amp; missed)

		J. Elam (33)					
		1	2	3	4	OT	TOTAL
VISITOR	Denver Broncos	7	14	0	3		24
HOME	Los Angeles Raiders	14	7	14	7		42

Team	Qtr	Clock Time	SCORING PLAY	SCORE Visitor	Home
RAIDER	1	9:17	E.Horton 9 yd. pass from Hostetler (J.Jaeger,kick) (7-80,3:18)	0	7
BRONCO	1	6:12	S.Sharpe 23 yd. pass from J.Elway (Elam,kick) (7-65,3:05)	7	7
RAIDER	1	2:25	T.Brown 65 yd. pass from Hostetler (J.Jaeger,kick) (6-78,3:47)	7	14
BRONCO	2	10:06	R.Johnson 16 yd. pass from J.Elway (Elam,kick) (12-80,7:19)	14	14
RAIDER	2	7:28	Jett 54 yd. pass from Hostetler (J.Jaeger,kick) (5-84,2:38)	14	21
BRONCO	2	0:32	D.Russell 6 yd. pass from J.Elway (Elam,kick) (13-77,6:56)	21	21
RAIDER	3	8:08	N.McCallum 26 yd. run (J.Jaeger,kick) (3-35,1:25)	21	28
RAIDER	3	4:27	N.McCallum 2 yd. run (J.Jaeger, kick) (5-52,2:31)	21	35
BRONCO	4	12:36	Elam 33 yd. Field Goal (8-63,2:32)	24	35
RAIDER	4	6:43	N.McCallum 1 yd. run (J.Jaeger,kick) (10-76,5:53)	24	42

## FINAL INDIVIDUAL STATISTICS

Denver Broncos						Los Angeles Raiders							
RUSHING	ATT	YDS	AVG	LG	TD	RUSHING	ATT	YDS	AVG	LG	TD		
R. Delpino	9	32	3.6	16	0	N. McCallum	13	81	6.2	26	3		
J. Elway	5	23	4.6	6	0	T. Montgomery	15	50	3.3	15	0		
R. Rivers	1	2	2.0	2	0	J. Hostetler	4	5	1.3	4	0		
T. Maddox	1	1	1.0	1	0								
G. Milburn	2	-2	-1.0	1	0								
Total	18	56	3.1	16	0	Total	32	136	4.3	26	3		
TKD/						TKD/							
PASSING	ATT	CMP	YDS	YD	TD	PASSING	ATT	CMP	YDS	YD	TD		
J. Elway	47	29	302	1/5	3	Hostetler	19	13	294	2/3	3		
T. Maddox	7	3	34	0/0	0								
Total	54	32	336	1/5	3	Total	19	13	294	2/3	3		
PASS						PASS							
RECEIVING	NO	YDS	LONGEST	TD		RECEIVING	NO	YDS	LONGEST	TD			
S. Sharpe	13	156	23	1		J. Jett	3	111	54	1			
A. Marshall	5	69	20	0		T. Brown	3	86	65	1			
G. Milburn	5	8	6	0		E. Horton	3	45	33	1			
D. Russell	2	31	25	1		T. Montgomery	3	29	18	0			
C. Tillman	2	25	16	0		A. Wright	1	23	23	0			
R. Johnson	2	19	16	1									
K. Taylor	1	13	13	0									
R. Rivers	1	8	8	0									
J. Evans	1	7	7	0									
Total	32	336	25	3		Total	13	294	85	3			
INTERCEPTIONS						INTERCEPTIONS							
NO	YDS	LONGEST	TD			NO	YDS	LONGEST	TD				
Total	0	0	0	0		T. Dorn	1	1	1	0			
						Total	1	1	1	0			
PUNTING						PUNTING							
NO	YDS	AVG	TB	IN20	LG	NO	YDS	AVG	TB	IN20	LG		
Rouen	4	135	33.8	1	0	45	J. Gossett	4	170	42.5	0	1	50
Total	4	135	33.8	1	0	45	Total	4	170	42.5	0	1	50
PUNT RETURNS						PUNT RETURNS							
NO	FC	YDS	LG	TD		NO	FC	YDS	LG	TD			
G. Milburn	3	0	38	18	0	(DOWNED)	1	0	0	0	0		
(DOWNED)	1	0	0	0	0	(OUT OF BOUNDS)	2	0	0	0	0		
Returns	3	38	18	0		(TOUCHBACK)	1	0	0	0	0		
						Returns	0	0	0	0	0		
KICKOFF RTNS						KICKOFF RTNS							
NO	FC	YDS	LG	TD		NO	FC	YDS	LG	TD			
G. Milburn	6	0	85	21	0	(DOWNED)	1	0	0	0	0		
(OUT OF BOUNDS)	1	0	0	0	0	(TOUCHBACK)	1	0	0	0	0		
Returns	6	85	21	0		Returns	4	55	20	0			
Denver Broncos						Los Angeles Raiders							
FUMBLES	FUM	OWN-REC	YDS	TD		FUMBLES	FUM	OWN-REC	YDS	TD			
J. Elway	1	0	0	0	0	A. Smith	0	0	0	0	0		
K. Kartz	0	1	0	0	0	Total	0	0	0	0	0		
T. Maddox	1	1	0	0	0								
Total	2	2	0	0	0								

## FINAL TEAM STATISTICS

	VISITOR BRONCO	HOME RAIDER
TOTAL FIRST DOWNS	26	19
By Rushing	4	6
By Passing	18	10
By Penalty	4	3
THIRD DOWN EFFICIENCY	4-14-29%	5-9-56%
FOURTH DOWN EFFICIENCY	2-4-50%	0-0-0%
TOTAL NET YARDS	387	427
Total Offensive Plays (inc. times thrown passing)	73	53
Average gain per offensive play	5.3	8.1
NET YARDS RUSHING	56	136
Total Rushing Plays	18	32
Average gain per rushing play	3.1	4.3
NET YARDS PASSING	331	291
Times thrown - yards lost attempting to pass	1-5	2-3
Gross yards passing	336	294
PASS ATTEMPTS-COMPLETIONS-HAD INTERCEPTED	54-32-1	19-13-0
Average gain per pass play (inc. # thrown passing)	6.0	13.9
KICKOFFS Number-In End Zone-Touchbacks	5-1-1	7-0-0
PUNTS Number and Average	4-33.8	4-42.5
Had Blocked	0	0
FGs - PATs Had Blocked	0-0	0-0

## TOTAL RETURN YARDAGE (Not including Kickoffs)

No. and Yards Punt Returns	3-38	0-0
No. and Yards Kickoff Returns	6-85	4-55
No. and Yards Interception Returns	0-0	1-1

## PENALTIES Number and Yards

FUMBLES Number and Lost	10-97	17-130
-------------------------	-------	--------

## TOUCHDOWNS

Rushing	3	6
---------	---	---

Passing	0	3
---------	---	---

DEFENSIVE/KICKING GAME	3	3
------------------------	---	---

EXTRA POINTS Made-Attempts	0/0	0/0
----------------------------	-----	-----

FIELD GOALS Made-Attempts	3-3	6-6
---------------------------	-----	-----

SAFETIES	1-1	0-0
----------	-----	-----

FINAL SCORE	0	0
-------------	---	---

TIME OF POSSESSION	24	42
--------------------	----	----

SACKS - Fletcher/A. Smith	31:09	28:51
---------------------------	-------	-------

	2-3	1-5
--	-----	-----

## 1991

## AFC CHAMPIONSHIP GAME

## BUFFALO 10, DENVER 7

ORCHARD PARK, N.Y., Jan 12 — The Broncos were denied their fifth AFC Championship, losing 10-7 to the Bills before 80,272 in Rich Stadium. Denver's defense shut down the high-powered Buffalo offense, limiting it to just 213 total yards and only 12 first downs, but the Bronco offense failed to capitalize on several first-half opportunities. Buffalo punted after its first two drives netted minus two yards. On the second play of the Bills' third possession, NT Greg Kragen deflected a pass at the line and turned and dove for the ball, making an interception on the Buffalo 29. After three plays gave Denver a third-and-11 on the 30, David Treadwell's 47-yard field goal attempt sailed wide right. The defense rose up again to thwart the Bills and the Broncos began their next drive on their own 24. Fifteen plays into the drive, on fourth-and-19 from the Buffalo 24, Treadwell attempted a 42-yard field goal but the ball hit the right upright. Once again the Bills punted after failing to get a first down, and a 10-yard punt return by Vance Johnson set Denver up on the 50. On first down, QB John Elway threw a middle screen to RB Steve Sewell, who gained 26 yards to the Buffalo 24. The Broncos could move no closer than the 20, and David Treadwell's 37-yard attempt hit the right upright, ending the last scoring threat of the first half. Through the first two quarters Denver outgained the Bills 123 yards to 58, had nine first downs to Buffalo's three, and had a time of possession of 20:19, but at halftime the score stood at 0-0. The Bills' second drive of the third quarter began at their 20 and 11 plays later they faced a third-and-seven on Denver's 26. Kelly attempted to hit WR James Lofton but CB Tyrone Braxton intercepted the ball and returned to the Denver 19. On second-and-ten Elway attempted another middle screen to Sewell, but LB Carlton Bailey picked off the pass and ran 11 yards for a touchdown. The Broncos' first possession of the fourth quarter began with Gary Kubiak at quarterback, replacing Elway, who left the game with an injured thigh muscle. Kubiak drove Denver from its 21 to the Buffalo 23, but the Broncos failed to convert a fourth down attempt. The Bills then drove 50 yards in nine plays to score on a 44-yard field goal by Scott Norwood. Now down 10-0, Kubiak engineered a frantic drive in which Denver covered 85 yards in eight plays, and Kubiak scored a three-yard quarterback draw to pull Denver within three points. The ensuing onside kick was recovered by the Broncos' Steve Atwater, and Denver began its last chance drive on its 49 with 1:43 left on the clock and two time-outs. On first down, Kubiak hit Sewell for seven yards, but CB Kirby Jackson stripped the ball away and he recovered on the Buffalo 44. The Bronco defense forced the Bills to punt, but Denver could only reach the 50 as time ran out. Kubiak, playing his final game as a pro, outgained both Elway and Kelly, completing 11 of 12 passes for 136 yards.

Denver	0	0	0	7	—	7
Buffalo	0	0	7	3	—	10

Buff-Bailey 11 interception return  
(Norwood kick)  
Buff-Norwood 44 FG (9-50)  
Den-Kubiak 3 run (Treadwell kick) (8-85)  
Attendance — 80,272  
Game Time — 2:59

Team Statistics	Den	Buff
First downs	20	12
Rushes-yards	32-81	35-104
Passing yards	223	109
Sacked-yards lost	4-34	1-8
Passes	33-22-1	25-13-2
Punts	6-43.7	8-38.0
Fumbles-lost	4-1	0-0
Penalties-yards	4-20	6-35
Time of Possession	34:54	25:07

## INDIVIDUAL STATISTICS

## Denver

**RUSHING** — Green 19-53, Sewell 4-3, Elway 4-10, V. Johnson 2-(-7), Kubiak 3-22. **PASSING** — Elway 11-21-1, 121 yards, Kubiak 11-12-0, 102 yards. **RECEIVING** — Sharpe 3-40, Sewell 7-78, V. Johnson 7-100, Young 3-25, Nattiel 1-10, Jackson 1-4. **INTERCEPTIONS** — Kragen 1-0, Braxton 1-5. **SACKS** — Fletcher 1-8.

## Buffalo

**RUSHING** — Thomas 26-72, Davis 6-7, Kelly 2-9, Reed 1-16. **PASSING** — Kelly 13-25-2, 117 yards. **RECEIVING** — Lofton 1-11, McKeller 3-39, Davis 2-13, Thomas 3-15, Reed 2-19, Beebe 1-6, Metzelaars 1-14. **INTERCEPTIONS** — Bailey 1-11. **SACKS** — Wright 1-12, Talley 1-10, B. Smith 1-8, L. Smith 5-4, Bennett 5-4.

## DENVER STARTERS

83 Michael Young, WR	91 Warren Powers, LE
62 Jeff Davidson, LT	71 Greg Kragen, LDT
63 Sean Farrell, LG	90 Ron Holmes, RE
79 Dave Widell, C	73 Simon Fletcher, LOLB
67 Doug Widell, RG	56 Michael Brooks, LILB
76 Ken Lanier, RT	77 Karl Mecklenburg, RILB
81 Shannon Sharpe, WR	51 Mike Croel, ROLB
85 Derek Russell, WR	34 Tyrone Braxton, LCB
7 John Elway, QB	24 Wymon Henderson, RCB
28 Gaston Green, RB	49 Dennis Smith, SS
82 Vance Johnson, WR	27 Steve Atwater, FS

**SUBSTITUTIONS** — 2 M. Horan, 8 G. Kubiak, 9 D. Treadwell, 21 L. Lang, 22 A. Montgomery, 29 C. Dimry, 30 S. Sewell, 38 R. Rivers, 41 G. Lewis, 48 R. Robbins, 54 K. Traylor, 59 T. Lucas, 60 N. Subis, 68 C. Ker, 70 B. Sochia, 72 K. Kartz, 74 H. Salem, 80 M. Jackson, 84 R. Nattiel, 88 C. Kay, 96 K. Walker, **DID NOT PLAY** — 52 J. Mills, 69 R. Johnson. **INACTIVE** — 12 S. Moore, 26 B. Humphrey.

## 1991

## AFC DIVISIONAL PLAYOFF GAME

## DENVER 26, HOUSTON 24

DENVER, Colo., Jan. 4 — The Denver Broncos advanced to their fourth AFC Championship Game in six years after defeating Houston 26-24 before 75,301 in Mile High Stadium. David Treadwell's 28-yard field goal with 20 seconds remaining capped a 12-play, 78-yard drive in which the Broncos converted two fourth down plays. On the first play of the game, QB Warren Moon connected with WR Haywood Jeffries for a 49-yard gain, giving the Oilers a first down on the Denver 21. Two plays later Moon hit Jeffries for 15 yards and a score, giving Houston a 7-0 lead with only 1:46 gone in the game. After a Denver punt, Moon again drove his team down the field and threw his second TD pass, this one for nine yards to WR Drew Hill. The Broncos started their next possession on their 35 and covered 65 yards in eight plays to score on a 10-yard pass from QB John Elway to WR Vance Johnson, but a fumbled snap on the conversion attempt left the score 14-6. On the sixth play of the ensuing Oilers' drive, Moon was intercepted by FS Steve Atwater, but a roughing the passer call nullified the effort. Three plays later Houston scored on a six-yard pass from Moon to WR Curtis Duncan. The next Oilers' possession ended when Atwater intercepted a pass and gave Denver the ball on its own 12 with 6:03 left in the half. In a drive that saw Elway complete all six passes for

64 yards, and Steve Sewell complete one to Johnson for 10, the Broncos covered 88 yards in 12 plays to score on a one-yard run by RB Greg Lewis, cutting the Houston lead to 21-13. Denver reached the Houston 30 on its first possession of the second half, but Elway was intercepted by CB Richard Johnson and the Oilers took over on their 33. That led to a 33-yard field goal attempt by Al Del Greco, but the ball sailed wide right. The Broncos then drove from their 20 to Houston's 31 and David Treadwell nailed a 49-yard field goal, the longest in Denver postseason history. Now up by only five at 21-16, the Oilers reached the Broncos' seven on their next drive, but had to settle for a 25-yard field goal. Denver started on its 20 and nine plays later faced a fourth-and-four from the Houston 41. Elway threw a short pass to WR Michael Young, who broke two tackles and was finally brought down on Houston's 15, a gain of 26 yards. Three plays later Lewis bowled over from one for his second TD of the day, making the score 24-23 in favor of Houston. The Oilers' next drive stalled and Greg Montgomery punted to the Denver two. With 2:07 and no time outs remaining, Elway hit Young for a 22-yard gain on first down, but three plays later the Broncos had a fourth-and-six on the 28. Elway dropped back, then scrambled left upfield and ran out of bounds a yard past the first down marker. Three straight incompletions again left Denver with a do-or-die fourth down situation. Elway again dropped back and scrambled left, but as he headed upfield he tossed a pass to Johnson, who ran for the Houston 21 for a 44-yard gain. RB Steve Sewell ran for 10 yards on first down, and two plays later Treadwell came on for the winning kick.

Houston	14	7	0	3	—	24
Denver	6	7	3	10	—	26

	Team Statistics	Hou	Den
Hou-Jeffries 15 pass from Moon (Del Greco kick) (4-70)	First downs	23	26
Hou-Hill 9 pass from Moon (Del Greco kick) (9-63)	Rushes-yards	19-97	31-151
Den-V. Johnson 10 pass from Elway (kick failed) (8-65)	Passing yards	325	267
Hou-Duncan 6 pass from Moon (Del Greco kick) (8-80)	Sacked-yards lost	0-0	0-0
Den-Lewis 1 run (Treadwell kick) (12-88)	Passes	36-27-1	34-20-1
Den-Treadwell 49 FG (9-49)	Punts	1-44.0	2-40.5
Hou-Del Greco 25 FG (7-67)	Fumbles-lost	0-0	3-0
Den-Lewis 1 run (Treadwell kick) (12-80)	Penalties-yards	13-85	6-70
Den-Treadwell 28 FG (12-87)	Time of Possession	30:26	29:34
Attendance — 75,301			
Game Time — 3:09			

## INDIVIDUAL STATISTICS

## Houston

**RUSHING** — White 17-79, Moon 2-18. **PASSING** — Moon 27-36-1, 325 yards. **RECEIVING** — Jeffries 7-99, White 5-35, Givins 6-111, Hill 2-21, Duncan 6-40, Jones 1-19. **INTERCEPTIONS** — R. Johnson 1-25. **SACKS** — none.

## Denver

**RUSHING** — Green 17-59, Elway 6-39, Rivers 1-3, Lewis 3-2, Sewell 4-48. **PASSING** — Elway 19-33-1, 257 yards. **RECEIVING** — Kay 1-8, V. Johnson 5-78, Russell 1-20, Sharpe 3-20, Young 4-85, Nattiel 2-27, Sewell 3-28, Green 1-1. **INTERCEPTIONS** — R. Johnson 1-25. **SACKS** — none.

## DENVER STARTERS

83 Michael Young, WR	73 Simon Fletcher, LDE
62 Jeff Davidson, LT	71 Greg Kragen, LDT
63 Sean Farrell, LG	77 Karl Mecklenburg, RDT
79 Dave Widell, C	51 Mike Croel, RDE
67 Doug Widell, RG	56 Michael Brooks, MLB
76 Ken Lanier, RT	34 Tyrone Braxton, LCB
88 Clarence Kay, TE	29 Charles Dimry, RCB
85 Derek Russell, WR	21 Le-Lo Lang, DB
7 John Elway, QB	48 Randy Robbins
28 Gaston Green, RB	49 Dennis Smith, SS
81 Shannon Sharpe, HB	27 Steve Atwater, FS

**SUBSTITUTIONS** — 2 M. Horan, 8 G. Kubiak, 9 D. Treadwell, 22 A. Montgomery, 30 S. Sewell, 38 R. Rivers, 41 G. Lewis, 52 J. Mills, 54 K. Traylor, 59 T. Lucas, 60 N. Subis, 68 C. Ker, 70 B. Sochia, 72 K. Kartz, 74 H. Salem, 82 V. Johnson, 84 R. Nattiel, 86 B. Johnson, 89 R. Johnson, 90 R. Holmes, 96 K. Walker, **DID NOT PLAY** — 24 W. Henderson, 91 W. Powers. **INACTIVE** — 12 S. Moore, 26 B. Humphrey.



## 1989 SUPER BOWL XXIV

### SAN FRANCISCO 55, DENVER 10

NEW ORLEANS, LA., Jan. 28 — The San Francisco Forty-Niners captured their fourth World Championship with a 55-10 victory over Denver in Super Bowl XXIV, played in the New Orleans Superdome. San Francisco QB Joe Montana completed 22 of 29 passes for 297 yards and five touchdowns, three to WR Jerry Rice. The Forty-Niners scored two touchdowns in every quarter and outgained the Broncos 461 yards to 167. After stopping Denver on the game's initial possession, San Francisco drove 66 yards in 10 plays, scoring on a 20-yard pass from Montana to Rice. The Broncos next possession covered 49 yards in 10 plays and resulted in a 42-yard field goal by David Treadwell. After limiting the Niners to four yards on their next drive, Denver took possession on its own 49, but on first down RB Bobby Humphrey fumbled and DE Kevin Fagan recovered for San Francisco on the Niners' 46. That turnover led to a seven-yard TD pass from Montana to TE Brent Jones, and after a failed extra point attempt, San Francisco led 13-3 with three seconds left in the first quarter. The Broncos failed to cross midfield in the second period while the Niners scored on a one-yard run by RB Tom Rathman and a 38-yard pass from Montana to Rice. San Francisco was unable to move the ball to the initial drive of the second half, but Elway was intercepted on the first play of Denver's next drive and the Niners took possession on the Broncos' 28. On first down Montana threw a TD pass to Rice to put his team up 34-3. The next Denver drive also ended with an interception, leading to a 35-yard scoring pass from Montana to WR John Taylor. The Broncos, spurred by a 34-yard run by Humphrey, moved 61 yards in five plays and a penalty to score on a three-yard run by Elway. San Francisco roared back with an 11-play, 75-yard drive that ended with a three-yard TD run by Rathman. Following another Bronco fumble, RB Roger Craig plowed one-yard into the endzone to round out the scoring.

San Francisco	13	14	14	14	—	55
Denver	3	0	7	0	—	10

SF-Rice 20 pass from Montana (Cofer kick) (10-66)  
 Den-Treadwell 42 FG (10-49)  
 SF-Jones 7 pass from Montana (kick failed) (10-54)  
 SF-Rathman 1 run (Cofer kick) (14-69)  
 SF-Rice 38 pass from Montana (Cofer kick) (5-59)  
 SF-Rice 28 pass from Montana (Cofer kick) (1-28)  
 SF-Taylor 35 pass from Montana (Cofer kick) (2-37)  
 Den-Elway 3 run (Treadwell kick) (5-61)  
 SF-Rathman 3 run (Cofer kick) (11-75)  
 SF-Craig 1 run (Cofer kick) (1-1)  
 Attendance — 72,919

### INDIVIDUAL STATISTICS

#### San Francisco

**RUSHING** — Craig 20-69, Montana 2-15, Rathman 11-38, Flagler 6-14, Sydney 1-2, Young 4-6. **PASSING** — Montana 22-29-0, 297 yards, Young 2-3-0, 20 yards. **RECEIVING** — Craig 5-34, Rice 7-148, Jones 1-7, Rathman 4-43, Walls 1-9, Taylor 3-49, Williams 1-7, Sydney 1-7, Sherrard 1-13. **INTERCEPTIONS** — Walter 1-4, Brooks 1-38. **SACKS** — Griffin 1-6, Kugler 1-2, Fagan 1-6, Roberts 1-12, Stubbs 2-7.

#### Denver

**RUSHING** — Elway 4-8, Humphrey 12-61, Winder 1-(-5). **PASSING** — Elway 10-26-2, 108 yards, Kubiak 1-3-0, 28 yards. **RECEIVING** — Humphrey 3-38, Winder 1-7, Kay 1-6, Johnson 2-21, Sewell 2-22, Bratton 1-14, Nattiel 1-28. **INTERCEPTIONS** — none. **SACKS** — Braxton 1-0.

WR 82 Vance Johnson  
 LT 60 Gerald Perry  
 LG 66 Jim Juriga  
 C 72 Keith Kartz  
 RG 67 Doug Widell  
 RT 76 Ken Lanier  
 TE 89 Orson Mobley  
 WR 80 Mark Jackson  
 QB 7 John Elway  
 RB 30 Steve Sewell  
 RB 26 Bobby Humphrey

### STARTERS

LE 92 Alphonso Carreker  
 NT 71 Greg Kragen  
 RE 90 Ron Holmes  
 LOLB 56 Michael Brooks  
 LILB 55 Rick Dennison  
 RILB 77 Karl Mecklenburg  
 ROLB 73 Simon Fletcher  
 LCB 34 Tyrone Braxton  
 RCB 24 Wymon Henderson  
 SS 49 Dennis Smith  
 FS 27 Steve Atwater

**SUBSTITUTIONS** — 2 M. Horan, 8 G. Kubiak, 9 D. Treadwell, 23 S. Winder, 25 K. Corrington, 29 D. Carrington, 32 M. Bratton, 35 K. Bell, 36 M. Haynes, 48 R. Robbins, 51 M. Munford, 54 K. Bishop, 58 S. Curtis, 59 T. Lucas, 61 A. Townsend, 65 M. Smith, 68 B. Henke, 83 M. Young, 84 R. Nattiel, 86 P. Green, 88 C. Kay, 91 W. Powers, 97 B. Klostermann. **INACTIVE** — 40 J. Alexander, 57 M. Rueher.

### 1989

## AFC CHAMPIONSHIP GAME

### DENVER 37, CLEVELAND 21

DENVER, COLO., Jan. 14 — The Denver Broncos won their third American Football Conference Championship in four years with a dynamic 37-21 victory over Cleveland before 76,005 fans in Mile High Stadium. Broncos QB John Elway threw for 385 yards and three TDs, RB Sammy Winder tied a Denver postseason record with two touchdowns, and SS Dennis Smith nabbed two of the Broncos' three interceptions. Denver had 497 yards of total offense to the Browns' 256 and had a time of possession of 36:53. The Broncos took the opening kickoff and drove to the Cleveland one, but on third down, Elway's pitch to RB Bobby Humphrey was fumbled and the Browns' Andrew Stewart recovered on the eight. With five minutes left in the first quarter, Smith picked off a Bernie Kosar pass and returned it to the Cleveland 32. Denver moved to the Cleveland 12 but had to settle for a 29-yard field goal by David Treadwell. Neither team mounted scoring drives until the Broncos took possession on their own 18 with 6:54 left in the half. On first down Elway hit WR Mark Jackson for 12 yards, and three plays later he connected with WR Michael Young for a 70-yard touchdown play. The Browns took the opening kickoff to the second half and drove 70 yards in six plays, scoring on a 27-yard pass from Kosar to Brian Brennan. Denver roared right back on its next possession, going 80 yards in six plays and scoring on a five-yard pass from Elway to TE Orson Mobley. The key play on that drive was a 53-yard pass from Elway to Young. Cleveland was unable to move the ball and punted back to Denver. The Broncos moved from their own 40, and buoyed by a 25-yard run by Elway, covered 60 yards in six plays and scored a seven-yard run by Winder, making the score 24-7. The Browns needed just six plays to go 72 yards and score on a 10-yard Kosar-to-Brennan pass, and two plays into Denver's next drive, Cleveland's Felix Wright recovered a Denver fumble and returned it to the Bronco one. One second down Tim Manoa barreled over from the two, cutting Denver's lead to 24-21 with one second left in the third quarter. The Broncos shut out the Browns in the final quarter while posting 13 points. Their initial drive of the quarter covered 80 yards in six plays and ended with a 39-yard touchdown pass from Elway to Winder. Denver's Kip Corrington intercepted Kosar to set the Broncos up on the Cleveland 39. Denver got as far as the Browns' 17 but had to settle for a 34-yard Treadwell field goal. Smith grabbed his second interception to end the Browns' next drive, leading to a 31-yard field goal.

Cleveland	0	0	21	0	—	21
Denver	3	7	14	13	—	37

Den-Treadwell 29 FG (5-20)  
 Den-Young 70 pass from Elway (Treadwell kick) (4-82)  
 Clev-Brennan 27 pass from Kosar (Bahr kick) (8-70)  
 Den-Mobley 5 pass from Elway (Treadwell kick) (6-80)  
 Den-Winder 7 run (Treadwell kick) (6-80)  
 Clev-Brennan 10 pass from Kosar (Bahr kick) (6-72)  
 Clev-Manoa 2 run (Bahr kick) (2-1)  
 Den-Winder 39 pass from Elway (Treadwell kick) (6-80)  
 Den-Treadwell 34 FG (7-22)  
 Den-Treadwell 31 FG (10-34)  
 Attendance — 76,005

### Team Statistics

	Clev	Den
First Downs	14	22
Rushes-yards	14-66	39-120
Passing yards	190	377
Sacked-yards lost	4-20	1-8
Return yards	7	50
Passes	44-19-3	36-20-0
Punts	8-42.3	5-46.4
Fumbles-lost	3-0	2-2
Penalties-yards	8-55	1-5
Time of Possession	23:07	36:53

## INDIVIDUAL STATISTICS

## Cleveland

**RUSHING** — Mack 6-36, Metcalf 3-4, Kosar 2-22, Langhorne 1(-1), Manoa 2-5. **PASSING** — Kosar 19-44-3, 210 yards. **RECEIVING** — Metcalf 2-7, Brennan 5-58, Langhorne 5-78, Slaughter 3-36, Manoa 1-8, Mack 2-8, Tillman 1-15. **INTERCEPTIONS** — None. **SACKS** — Hairston 1-8.

## Denver

**RUSHING** — Humphrey 8-23, Elway 5-39, Winder 21-37, Sewell 4-17, Bratton 1-4. **PASSING** — Elway 20-36-0, 385 yards. **RECEIVING** — Johnson 7-91, Sewell 3-55, Humphrey 1-23, Jackson 2-25, Young 2-123, Bratton 1-7, Winder 2-39, Mobley 2-22. **INTERCEPTIONS** — Smith 2-13, Corrington 1-1. **SACKS** — Fletcher 2-3, Townsend 1-10, Carreker 1-7.

## DENVER STARTERS

WR 82 Vance Johnson	LE 92 Alphonso Carreker
LT 60 Gerald Perry	NT 71 Greg Kragen
LG 66 Jim Juriga	RE 90 Ron Holmes
C 72 Keith Kartz	LOLB 56 Michael Brooks
RG 67 Doug Widell	LILB 55 Rick Dennison
RT 76 Ken Lanier	RILB 77 Karl Mecklenburg
TE 87 Pat Kelly	ROLB 73 Simon Fletcher
WR 80 Mark Jackson	LCB 34 Tyrone Braxton
QB 7 John Elway	RCB 24 Wymon Henderson
FB 32 Mel Bratton	SS 49 Dennis Smith
RB 26 Bobby Humphrey	FS 27 Steve Atwater

**SUBSTITUTIONS** — 2 M. Horan, 8 G. Kubiak, 9 D. Treadwell, 23 S. Winder, 25 K. Corrington, 29 D. Carrington, 30 S. Sewell, 35 K. Bell, 36 M. Haynes, 48 R. Robbins, 51 M. Munford, 54 K. Bishop, 58 S. Curtis, 59 T. Lucas, 61 A. Townsend, 65 M. Smith, 68 B. Henke, 83 M. Young, 84 R. Nattiel, 88 C. Kay, 89 O. Mobley, 91 W. Powers, 97 B. Klostermann. **INACTIVE** — 40 J. Alexander, 57 M. Ruether.

## 1989

## AFC DIVISIONAL PLAYOFF GAME

DENVER 24, PITTSBURGH 23

DENVER, COLO., Jan. 7 — The Denver Broncos advanced to their third AFC Championship Game in four years with a come-from-behind 24-23 victory over the Steelers before 75,868 in Mile High Stadium. Although Pittsburgh held the upper hand in total yards, 404 to 364, and time of possession, 34:14 to 25:46, Denver was able to mount a late fourth quarter drive and score the winning touchdown with just 2:27 remaining. The Steelers took the opening kickoff and drove 65 yards in 13 plays, scoring on a 32-yard Gary Anderson field goal. Late in the opening quarter Pittsburgh took possession at its own seven-yard line, but on first down RB Merrill Hoge ran for 45 yards to the Bronco 48. Quarterback Bubba Brister connected with RB Tim Worley for a 33-yard gain on the next play, and three plays later Hoge scored on a seven-yard run to put Pittsburgh up 10-0. The Broncos took their first possession of the second quarter and drove 75 yards in 12 plays to score on a one-yard plunge by RB Mel Bratton on third-and-goal. The Steelers roared back, traveling 77 yards in 12 plays to score on a nine-yard pass from Brister to WR Louis Lipps. The Broncos got the ball back on their own 33 with 20 seconds left in the half. On first down, QB John Elway and WR Mark Jackson combined for 26 yards, and then Elway fired a 15-yard pass to WR Ricky Nattiel, giving Denver the ball on the Pittsburgh 26 with two seconds left. David Treadwell kicked a 43-yard field, making the score 17-10 in favor of Pittsburgh at halftime. Early in the third quarter, Denver NT Greg Kragen forced a Tim Worley fumble, and CB Tyrone Braxton recovered for the Broncos on the Steeler 37. On first down Elway hit WR Vance Johnson for a touchdown, tying the score at 17 apiece. Pittsburgh's next two possessions ended in Anderson field goals and the Steelers held a 23-17 lead in the early stages of the fourth quarter. After an exchange of punts the Broncos took possession on their own 29 with 7:06 left in the game. After a first down penalty, making it first-and-19 from the 20, Elway hit Jackson for 18 yards. On the next play, Elway handed off the RB Bobby Humphrey, who pitched the ball back to Elway, and he threw a 36-yard strike to Johnson, giving Denver a first down on the Steeler 26. Humphrey ran on the next four plays, gaining 24 yards and taking the ball to the two. On third-and-goal from the one, Bratton scored again and Treadwell's extra point gave Denver its first lead of the game with 2:27 left. Pittsburgh got the ball on its own 20, but on third down Brister's signals were drowned out by the crowd and he mishandled the snap. Randy Robbins recovered for Denver on the Pittsburgh 18 and the Broncos were able to run out the clock to preserve the victory.

Pittsburgh	3	14	3	3	—	23
Denver	0	10	7	7	—	24

Pitt-Anderson 32 FG (13-65)  
 Pitt-Hoge 7 run (Anderson kick) (5-93)  
 Den-Bratton 1 run (Treadwell kick) (12-75)  
 Pitt-Lipps 9 pass from Brister (Anderson kick) (12-77)  
 Den-Treadwell 43 FG (3-41)  
 Den-Johnson 37 pass from Elway (Treadwell kick) (1-37)  
 Pitt-Anderson 35 FG (10-62)  
 Pitt-Anderson 32 FG (10-34)  
 Den-Bratton 1 run (Treadwell kick) (9-71)  
 Attendance — 75,868

## Team Statistics

	Pitt	Den
First Downs	19	19
Rushes-yards	32-175	31-138
Passing yards	229	226
Sacked-yards lost	0-0	1-13
Return yards	26	6
Passes	29-19-0	20-12-1
Punts	2-43-0	4-37-5
Fumbles-lost	2-2	1-0
Penalties-yards	8-50	2-19
Time of Possession	34:14	25:46

## INDIVIDUAL STATISTICS

## Pittsburgh

**RUSHING** — Worley 13-50, Hoge 16-120, Brister 2-4, Lipps 1-1. **PASSING** — Brister 19-29-0, 229 yards. **RECEIVING** — Lipps 3-29, Stone 3-18, Mularky 2-38, Worley 1-33, Hoge 8-60, Thompson 1-23, Stock 1-30. **INTERCEPTIONS** — Everett 1-26. **SACKS** — A. Jones 1-13.

## Denver

**RUSHING** — Humphrey 18-85, Elway 7-44, Bratton 4-3, Sewell 1-6, Winder 1-0. **PASSING** — Elway 12-20-1, 239 yards. **RECEIVING** — Jackson 5-111, Young 2-22, Humphrey 1-5, Nattiel 1-15, Johnson 3-85. **INTERCEPTIONS** — none. **SACKS** — none.

## DENVER STARTERS

WR 82 Vance Johnson	LE 92 Alphonso Carreker
LT 60 Gerald Perry	NT 71 Greg Kragen
LG 66 Jim Juriga	RE 90 Ron Holmes
C 72 Keith Kartz	LOLB 56 Michael Brooks
RG 67 Doug Widell	LILB 51 Marc Munford
RT 76 Ken Lanier	RILB 77 Karl Mecklenburg
TE 89 Orson Mobley	ROLB 73 Simon Fletcher
WR 80 Mark Jackson	LCB 34 Tyrone Braxton
QB 7 John Elway	RCB 24 Wymon Henderson
FB 32 Mel Bratton	SS 49 Dennis Smith
RB 26 Bobby Humphrey	FS 27 Steve Atwater

**SUBSTITUTIONS** — 2 M. Horan, 8 G. Kubiak, 9 D. Treadwell, 23 S. Winder, 25 K. Corrington, 29 D. Carrington, 30 S. Sewell, 35 K. Bell, 36 M. Haynes, 48 R. Robbins, 54 K. Bishop, 55 R. Dennison, 58 S. Curtis, 59 T. Lucas, 61 A. Townsend, 65 M. Smith, 68 B. Henke, 83 M. Young, 84 R. Nattiel, 87 P. Kelly, 88 C. Kay, 91 W. Powers, 97 B. Klostermann. **INACTIVE** — 40 J. Alexander, 57 M. Ruether.

## 1987

## SUPER BOWL XXII

WASHINGTON 42, DENVER 10

SAN DIEGO, Calif., Jan. 31 — The Washington Redskins scored 35 points in the second quarter to power their 42-10 victory over the Broncos in Super Bowl XXII, played at San Diego Jack Murphy Stadium. Super Bowl MVP Doug Williams of Washington completed 18 of 29 passes for 340 yards and four TDs, while rusher Timmy Smith gained 204 yards on 22 carries, scoring twice, and wide receiver Ricky Sanders caught nine passes for 193 yards and two touchdowns. Overall, the Redskins gained 602 yards of total offense to Denver's 327. The Broncos took the early lead on their first play from scrimmage, a 56-yard bomb from John Elway to Ricky Nattiel, coming with just 1:57 gone in the game. Denver's next possession stalled at the Redskins' seven-yard line, as Rich Karlis put the Broncos up 10-0 with a 24-yard field goal. In the second quarter, however, Denver's dreams of a World Championship were blown apart by Redskins. On Washington's first play of the quarter, Williams and Sanders combined for an 80-yard TD to bring the score to 10-7. The Redskins took the lead for good on the fifth play of their next possession when Williams hit Gary Clark for 27 yards and a score. Denver got as far as the Washington 26 on its next drive, but Karlis' 43-yards field goal attempt sailed wide left. Two plays later Timmy Smith scored on a 58-yard run to increase the Washington lead to 21-10. The Redskins' next possession ended with a 50-yard Williams-to-Sanders TD pass, and minutes later, Williams and Clint Didier combined for a seven-yard TD pass to give Washington a 35-10 lead at halftime. The Broncos could move only as far as the Redskins' 48-yard line in the second half, while Washington closed out the scoring late in the game on a four-yard run by Smith.

Washington	0	35	0	7	—	42
Denver	10	0	0	0	—	10

Den-Nattiel 56 pass from Elway  
(Karlis kick) (1-56)  
Den-Karlis 24 FG (7-61)  
Wash-Sanders 80 pass from Williams  
(Haji-Sheikh kick) (1-80)  
Wash-Clark 27 pass from Williams  
(Haji-Sheikh kick) (5-64)  
Wash-Smith 58 run  
(Haji-Sheikh kick) (2-74)  
Wash-Sanders 50 pass from Williams  
(Haji-Sheikh kick) (3-60)  
Wash-Didier 8 pass from Williams (Haji-Sheikh kick) (7-79)  
Wash-Smith 4 run (Haji-Sheikh kick) (4-68)  
Attendance — 73,302

Team Statistics	Wash	Den
First downs	25	18
Rushes-yards	40-280	17-97
Passing yards	322	230
Return yards	11	18
Passes	30-18-1	39-15-3
Punts	4-37.5	7-36.1
Fumbles-lost	1-0	0-0
Penalties-yards	6-65	5-26
Time of Possession	35:15	24:45

## INDIVIDUAL STATISTICS

## Washington

**RUSHING** — Sanders 1-(-4), Smith 23-204, Williams 2-(-2), Bryant 8-38, Clark 1-25, Rogers 5-17, Griffin 1-2. **PASSING** — Williams 18-29-1, 340 yards, Schroeder 0-1-0. **RECEIVING** — Sanders 9-193, Smith 1-9, Bryant 1-20, Monk 1-40, Warren 2-15, Clark 3-55, Didier 1-8.

## Denver

**RUSHING** — Elway 3-32, Sewell 1-(-3), Winder 8-30, Lang 5-38. **PASSING** — Elway 14-38-3, 257 yards, Sewell 1-1-0, 23 yards. **RECEIVING** — Nattiel 2-69, Elway 1-23, Jackson 4-76, Sewell 4-41, Winder 1-26, Lang 1-7, Kay 2-38.

## STARTERS

WR 80 Mark Jackson	LE 61 Andre Townsend
LT 70 Dave Studdard	NT 71 Greg Kragen
LG 54 Keith Bishop	RE 75 Rulon Jones
C 62 Mike Freeman	LOLB 73 Simon Fletcher
RG 79 Stefan Humphries	LILB 77 Karl Mecklenburg
RT 76 Ken Lanier	RILB 98 Ricky Hunley
TE 88 Clarence Kay	ROLB 50 Jim Ryan
WR 84 Ricky Nattiel	LCB 36 Mark Haynes
QB 7 John Elway	RCB 45 Steve Wilson
RB 23 Sammy Winder	SS 49 Dennis Smith
FB 33 Gene Lang	FS 22 Tony Lilly

**SUBSTITUTIONS** — 2 M. Horan, 3 R. Karlis, 8 G. Kubiak, 24 T. Boddie, 27 K. Clark, 28 J. Castille, 30 S. Sewell, 34 T. Braxton, 35 K. Bell, 38 B. Plummer, 46 B. Micho, 48 R. Robbins, 55 R. Dennison, 56 M. Brooks, 59 T. Lucas, 65 W. Bowyer, 72 K. Kartz, 81 S. Watson, 82 V. Johnson, 89 O. Mobley, 90 F. Gilbert, 97 B. Kostermann. Did Not Play — 68 L. Lee.

## 1987

## AFC CHAMPIONSHIP GAME

## DENVER 38, CLEVELAND 33

DENVER, CO., Jan. 17 — Denver's Jeremiah Castille recovered a Cleveland fumble on the Denver three-yard line with just over a minute left in the game, halting a desperate drive by the Browns and preserving a victory for Denver. With the win, Denver became the first AFC Champion since the Pittsburgh Steelers in 1978-79 to win the conference in consecutive seasons. The Broncos were presented with the first scoring opportunity of the game when Freddie Gilbert caught a deflected Bernie Kosar pass on the contest's third play. Denver took four plays to go 18 yards, scoring on an eight-yard pass from John Elway to Ricky Nattiel. The Browns next drive reached the Bronco 45 before Kevin Mack fumbled, and it was recovered by Steve Wilson on the Denver 40. Two plays later Gene Lang took off on a 42-yard run, the longest in postseason history for Denver, taking the ball to the Cleveland 11. Six plays later, faced with a third-and-goal from the three, Elway's pass into the endzone fell incomplete, but Cleveland was penalized for holding, giving the Broncos new life at the Browns' one. Steve Sewell scored on first down to give Denver a 14-0 lead with 11 minutes gone in the first quarter. The Browns took 13 plays to move 64 yards for their first points of the game, scoring on a 24-yard Matt Bahr field goal. On the sixth play of the following Bronco drive, Elway scrambled for seven yards to the Denver 46, and a Cleveland penalty put the Broncos at the Cleveland 39. Four plays later Elway hit Ricky Nattiel for 21 yards, down to the Cleveland one, and Gene Lang carried it into the endzone to up Denver's lead to 21-3. Both teams missed field goals in the latter part of the first half, and the Broncos took their 18-point lead into the dressing room at halftime. After Elway was intercepted by Felix Wright four plays into the second half, Cleveland needed just three plays to go 35 yards and score on an 18-yard pass from Bernie Kosar to Reggie Langhorne. The

Broncos answered that four plays into their next drive, when on a third-and-10 from the Denver 20, Elway scrambled right and threw a pass to Mark Jackson, who was standing at the Bronco 25. Jackson evaded two tackles and sprinted for a touchdown to complete an 80-yard scoring play and give the Broncos a 28-10 lead. Kosar and the Browns roared right back, moving 80 yards in five plays to score on a 32-yard Kosar-to-Earnest Byner pass. After a Bronco punt, Cleveland engineered another scoring drive, going 42 yards in four plays and scoring on a four-yard run by Byner to narrow the Bronco lead to 28-24. Just before the end of the third period, Rich Karlis capped off a Denver possession with a 38-yard field goal. The Browns, however, moved 86 yards in nine plays to tie the score at 31-31 on a four-yard pass from Kosar to Webster Slaughter. After an exchange of punts, Denver began a drive at their own 25 with 5:14 left in the game. On first down, Elway threw a 26-yard pass to Nattiel, and three plays later, duplicated the play to take the ball to the Cleveland 20. On the next play Elway passed to Sammy Winder, who caught it at the 23 and rambled the rest of the way into the endzone to put the Broncos up 38-31 with just over four minutes left. Kosar and the Browns rallied back and got to the Denver eight-yard line with 1:12 remaining, when Byner ran to the three, but had the ball stripped by Castille, who recovered for the Broncos. Denver was forced into a fourth down situation with 13 seconds left, and punter Mike Horan carried the ball out of the back of the endzone for a safety, making the score 38-33 in Denver's favor. After the ensuing free kick, Cleveland attempted one pass before time ran out.

Cleveland	0	3	21	9	—	33
Denver	14	7	10	7	—	38

Team Statistics	Clev	Den
First downs	25	24
Rushes-yards	27-128	39-156
Passing yards	336	256
Return yards	37	13
Passes	41-26-1	26-14-1
Punts	2-48.0	3-33.7
Fumbles-lost	3-3	2-1
Penalties-yards	7-59	7-44
Time of Possession	31:37	28:23

Den-Nattiel 8 pass from Elway  
(Karlis kick) (4-18)  
Den-Sewell 1 run (Karlis kick) (8-60)  
Clev-Bahr 24 FG (13-64)  
Den-Lang 1 run (Karlis kick) (11-80)  
Clev-Langhorne 18 pass from Kosar  
(Bahr kick) (3-35)  
Den-Jackson 80 pass from Elway  
(Karlis kick) (3-80)  
Clev-Byner 32 pass from Kosar  
(Bahr kick) (5-80)  
Clev-Byner 4 run (Bahr kick) (4-32)  
Den-Karlis 38 FG (9-59)  
Clev-Slaughter 4 pass from Kosar (Bahr kick) (9-86)  
Den-Winder 20 pass from Elway (Karlis kick) (5-75)  
Clev-Safety, Horan runs out of endzone  
Attendance — 75,993

## INDIVIDUAL STATISTICS

## Cleveland

**RUSHING** — Byner 15-67, Mack 12-61. **PASSING** — Kosar 26-41-1, 356 yards. **RECEIVING** — Byner 7-120, Newsome 3-35, Tennell 1-5, Weathers 1-19, Slaughter 4-53, Brennan 4-48, Langhorne 2-48, Mack 4-28.

## Denver

**RUSHING** — Winder 20-72, Elway 11-36, Lang 5-51, Sewell 1-1, Boddie 1-8, Horan 1-(-12). **PASSING** — Elway 14-26-1, 281 yards. **RECEIVING** — Nattiel 5-95, Sewell 1-10, Winder 3-34, Jackson 4-134, Mobley 1-8.

## STARTERS

WR 84 Ricky Nattiel	LE 61 Andre Townsend
LT 70 Dave Studdard	NT 71 Greg Kragen
LG 54 Keith Bishop	RE 75 Rulon Jones
C 62 Mike Freeman	LOLB 73 Simon Fletcher
RG 79 Stefan Humphries	LILB 77 Karl Mecklenburg
RT 76 Ken Lanier	RILB 98 Ricky Hunley
TE 88 Clarence Kay	ROLB 50 Jim Ryan
WR 80 Mark Jackson	LCB 36 Mark Haynes
QB 7 John Elway	FS 22 Tony Lilly
RB 23 Sammy Winder	SS 49 Dennis Smith
RB 33 Gene Lang	RCB 45 Steve Wilson

**SUBSTITUTES** — 2 M. Horan, 3 R. Karlis, 8 G. Kubiak, 24 T. Boddie, 27 K. Clark, 28 J. Castille, 30 S. Sewell, 34 T. Braxton, 35 K. Bell, 38 B. Plummer, 46 B. Micho, 48 R. Robbins, 55 R. Dennison, 56 M. Brooks, 59 T. Lucas, 65 W. Bowyer, 72 K. Kartz, 81 S. Watson, 86 M. Andrews, 89 O. Mobley, 90 F. Gilbert, 95 S. Bryan, 97 B. Klostermann.



## 1987 AFC DIVISIONAL PLAYOFF GAME

### DENVER 34, HOUSTON 10

DENVER, CO., Jan. 10 — The Broncos advanced to the AFC Championship game after beating the Oilers 34-10, the largest margin of victory ever for the Broncos in postseason play. The Broncos were led to an offense by Mark Haynes and Karl Mecklenburg, who both picked up key interceptions, and on offense by quarterback John Elway (14 of 25, 259 yards, two TDs) and receivers Vance Johnson (four catches for 105 yards) and Clarence Kay (three catches for 57 yards and two TDs). Punter Mike Horan put the Oilers in a hole after the Broncos' first drive stalled, sending a punt to the Houston five-yard line, where two plays later, a lateral pass from Warren Moon to Mike Rozier was fumbled, and Steve Wilson recovered for Denver on the one. Gene Lang scored two plays later to give the Broncos an early 7-0 lead. Houston's next drive reached the Bronco 20-yard line before Mecklenburg intercepted a pass and returned it to the Denver 28. Elway hit Kay for 29 yards on the next play to move into Houston territory, and five plays later the same connection was made for a 27-yard touchdown pass, giving the Broncos a 14-0 lead. Both teams added field goals on their first drive of the second quarter to make the score 17-3 in Denver's favor. On the fourth Denver play after Houston's field goal, Elway threw a 55-yard bomb to Johnson to move the ball to the Oiler 11. Five plays later Elway hit Kay, again for a touchdown on a one-yard pass to up the lead to 24-3 with less than two minutes left in the half. Denver's first possession of the second half resulted in a Rich Karlis field goal. Houston then took 10 plays to reach the Denver seven, but Mark Haynes picked off a Moon pass in the end zone and returned it 57 yards, a Bronco playoff record. Houston's next drive reached the Bronco 11 but a pass on fourth down fell incomplete. The Oilers got the ball back three plays later when Patrick Allen intercepted an Elway pass, and that led to a 19-yard TD pass from Moon to Ernest Givins, cutting Denver's lead to 27-10. The Broncos' Kevin Clark recovered the onside kick that followed, and Denver moved 52 yards in seven plays to score the final points of the game on a three-yard run by Elway.

Houston	0	3	0	7	—	10
Denver	14	10	3	7	—	34

Den-Lang 1 run (Karlis kick) (2-1)  
Den-Kay 27 pass from Elway  
(Karlis kick) (6-72)  
Den-Karlis 43 FG (7-14)  
Hou-Zendejas 46 FG (12-54)  
Den-Kay 1 pass from Elway  
(Karlis kick) (9-80)  
Den-Karlis 23 FG (5-51)  
Hou-Givins 19 pass from Moon  
(Zendejas kick) (3-48)  
Den-Elway 3 run (Karlis kick) (7-52)  
Attendance — 75,968

Team Statistics	Hou	Den
First Downs	20	19
Rushes-yards	26-73	29-61
Passing yards	264	255
Return yards	2	90
Passes	43-24-2	25-14-1
Punts	3-44.7	2-46.0
Fumbles-lost	2-1	0-0
Penalties-yards	10-73	4-35
Time of Possession	32:33	27:27

### INDIVIDUAL STATISTICS

#### Houston

**RUSHING** — Highsmith 5-13, Rozier 9-25, Moon 5-15, Givin 1-0, Pinkett 6-20. **PASSING** — Moon 24-43-2, 264 yards. **RECEIVING** — Duncan 4-32, Givins 6-84, Hill 5-93, Williams 1-7, Drewery 2-17, Rozier 1-6, Highsmith 4-20, Pinkett 1-5.

#### Denver

**RUSHING** — Sewell 5-9, Winder 13-46, Elway 4-8, Lang 3-(—6), Bell 2-7, Kubiak 2-(—3). **PASSING** — Elway 14-25-1, 259 yards. **RECEIVING** — Johnson 4-105, Kay 3-57, Sewell 3-41, Boddie 1-15, Mobley 1-9, Nattiel 1-7, Lang 1-25.

### STARTERS

WR 82 Vance Johnson	LE 61 Andre Townsend
LT 70 Dave Studdard	NT 71 Greg Kragen
LG 54 Keith Bishop	RE 75 Rulon Jones
C 62 Mike Freeman	LOLB 73 Simon Fletcher
RG 79 Stefan Humphries	LILB 77 Karl Mecklenburg
RT 76 Ken Lanier	RILB 98 Ricky Hunley
TE 88 Clarence Kay	ROLB 50 Jim Ryan
WR 80 Mark Jackson	LCB 36 Mark Haynes
QB 7 John Elway	FS 22 Tony Lilly
RB 23 Sammy Winder	SS 31 Mike Harden
H-back 89 Orson Mobley	RCB 45 Steve Wilson

**SUBSTITUTES** — 2 M. Horan, 3 R. Karlis, 8 G. Kubiak, 24 T. Boddie, 27 K. Clark, 28 J. Castille, 30 S. Sewell, 33 G. Lang, 34 T. Braxton, 35 K. Bell, 38 B. Plummer, 46 B. Micho, 55 R. Dennison, 56 M. Brooks, 59 T. Lucas, 65 W. Bowyer, 68 L. Lee, 72 K. Kartz, 81 S. Watson, 84 R. Nattiel, 86 M. Andrews, 90 F. Gilbert, 97 B. Klostermann.

## 1986 SUPER BOWL XXI

### NEW YORK GIANTS 39, DENVER 20

PASADENA, CA., Jan. 25 — The New York Giants broke open a close game with 24 unanswered points to open the second half, capturing a 39-20 win over the Broncos in Super Bowl XXI. The game, played before a crowd of 101,063 in Pasadena's Rose Bowl, featured outstanding performances by the two quarterbacks, Super Bowl MVP Phil Simms of New York (22 of 25, 268 yards, 3 TDs) and Denver's John Elway (22 of 37, 304 yards, 1 TD). The Broncos won the toss and opened their first drive on the Denver 24, taking eight plays to reach the Giants 31-yard-line. Rich Karlis scored the first points of the game with a 48-yard field goal, tying the Super Bowl record. New York roared right back with a nine-play, 78-yard scoring drive that culminated with a six-yard touchdown pass from Simms to tight end Mark Bavaro. On the possession, Simms was six-for-six for 69 yards, and running back Joe Morris gained 19 yards on just three carries. With five-and-a-half minutes remaining in the first quarter, the Broncos took possession on their own 42 after a 28-yard kickoff return by Ken Bell. Elway completed passes on the first three plays of the drive as Denver reached the New York 33. Two Giant penalties left the Broncos with a first-and-10 at the 12, and on third down, Elway called his own number, scoring from four yards out on a quarterback draw to give Denver a 10-7 lead. The Giants next drive stalled and the Broncos got the ball back at the 14-minute mark of the second quarter. On the third play of the drive, on third-and-18, Elway unleashed a 54-yard bomb to Vance Johnson, giving the Broncos a first down on the Giant 28. Seven plays later Denver had a first-and-goal at the New York one, but failed to score in three plays and Karlis was wide right on a 23-yard field goal attempt. Denver's Orange Crush defense stifled the next Giant drive at the New York 47, and after a punt, the Broncos got the ball back on their own 15. Controversy entered the game when, on second-and-twelve, Elway threw an apparent completion for a first down to Clarence Kay. The pass was ruled incomplete, and that decision was upheld after review of the television replay. On the next play, Giant defensive end George Martin sacked Elway in the end zone for a safety to pull New York within a point of Denver at 10-9. The Giant offense was unable to move the ball on its next possession and punted to Denver. Taking the ball at their own 37, Elway quickly hit Steve Watson for 31 yards and Gerald Willhite for 11 more to give the Broncos a first-and-10 at the Giant 21 with 43 seconds left in the half. Denver was able to get to the 16-yard-line, but Karlis was wide right on a 34-yard field goal attempt with 13 seconds left in the half. New York shot out of the starting blocks in the second half and never looked back, scoring on all three third quarter drives and outgaining Denver in the period 163 yards to two. With the score at 26-10, the Giants mounted a scoring drive on their first possession of the fourth quarter, and they went up 33-10 after Phil McConkey caught a deflected pass in the end zone, Simms's third TD strike of the day. Denver got the ball back at its own 16 and Elway moved the squad to the New York 10, as Karlis kicked a 27-yard field goal to make the score 33-13. The Giants took only five plays to move 46 yards for their next TD, a two-yard run by Otis Anderson which made the score 39-13. Elway took Denver down the field again and hit Vance Johnson with a 47-yard TD pass for the game's final points.

Denver	10	0	0	10	—	20
New York Giants	7	2	17	13	—	39

Team Statistics	Den	NYG
First downs	23	24
Rushes-yards	19-52	38-136
Passing yards	320	263
Return yards	9	18
Passes	41-26-1	25-22-0
Punts	2-41.0	2-46.0
Fumbles-lost	2-0	0-0
Penalties-yards	4-28	6-48
Time of Possession	25:21	34:39

Den—Karlis 48 FG (6-45)
NYG—Mowatt 6 pass from Simms
(Allegre kick) (9-78)
Den—Elway 4 run (Karlis kick) (6-58)
NYG—Safety—Elway tackled in end zone by Martin
NYG—Bavaro 13 pass from Simms
(Allegre kick) (8-63)
NYG—Allegre 21 FG (9-32)
NYG—Morris 1 run (Allegre kick) (5-68)
NYG—McConkey 6 pass from Simms (Allegre kick) (6-52)
Den—Karlis 28 FG (13-73)
NYG—Anderson 2 run (Kick failed) (5-46)
Den—Johnson 47 pass from Elway (Karlis kick) (5-69)
Attendance—101,063

## INDIVIDUAL STATISTICS

## Denver

**RUSHING** — Elway 6-27, Willhite 4-19, Sewell 3-4, Lang 2-2, Winder 4-0.  
**PASSING** — Elway 22-37-1,304 yards, Kubiak 4-4-0, 48 yards. **RECEIVING** — Johnson 5-121, Willhite 5-39, Winder 4-34, Jackson 3-51, Watson 2-54, Sampson 2-20, Mobley 2-17, Sewell 2-12, Lang 1-4.

## New York Giants

**RUSHING** — Morris 20-67, Simms 3-25, Rouson 3-22, Galbreath 4-17, Carthon 3-4, Anderson 2-1, Rutledge 3-0. **PASSING** — Simms 22-25-0, 268 yards. **RECEIVING** — Bavaro 4-51, Morris 4-20, Carthon 4-13, Robinson 3-62, Manuel 3-43, McConkey 2-50, Rouson 1-23, Mowatt 1-6.

## STARTERS

WR 82 Vance Johnson	LE 61 Andre Townsend
LT 70 Dave Studdard	NT 71 Greg Kragen
LG 54 Keith Bishop	RE 75 Rulon Jones
C 64 Billy Bryan	LOLB 50 Jim Ryan
RG 63 Mark Cooper	LILB 77 Karl Mecklenburg
RT 76 Ken Lanier	RILB 98 Ricky Hunley
TE 88 Clarence Kay	ROLB 57 Tom Jackson
WR 81 Steve Watson	LCB 20 Louis Wright
QB 7 John Elway	SS 49 Dennis Smith
RB 23 Sammy Winder	FS 43 Steve Foley
RB 47 Gerald Willhite	RCB 31 Mike Harden

**SUBSTITUTES** — 2 M. Horan, 3 R. Karlis, 8 G. Kubiak, 22 T. Lilly, 30 S. Sewell, 33 G. Lang, 35 K. Bell, 36 M. Haynes, 45 S. Wilson, 48 R. Robbins, 52 K. Woodard, 55 R. Dennison, 59 D. Comeaux, 62 M. Freeman, 69 T. Colorito, 73 S. Fletcher, 74 D. Remsberg, 80 M. Jackson, 84 C. Sampson, 85 J. Hackett, 87 B. Micho, 89 O. Mobley, 90 F. Gilbert.

## 1986

## AFC CHAMPIONSHIP

## DENVER 23, CLEVELAND 20 OT

CLEVELAND, OH, Jan. 11 — Rich Karlis kicked a 33-yard field goal 5:48 into overtime to give the Broncos a 23-20 victory over the Browns. The game was played before a crowd of 79,915 people, who braved a wind chill of five degrees. Cleveland scored first, on the heels of a 14-play, 86-yard drive. Bernie Kosar threw a six-yard TD pass to Herman Fontenot with 5:19 left in the first quarter to put the Browns up 7-0. The next Cleveland drive ended when Ricky Hunley intercepted a Kosar pass, and he returned 14 yards to the Browns' 36. Although the Broncos' ensuing drive stalled, Kosar threw another interception, this one to Jim Ryan, and he returned the ball 26 yards to the Cleveland nine. Four plays later Karlis nailed a 19-yard field goal to make the score 7-3. Denver got another break on Cleveland's next play when Keven Mack fumbled and Ken Woodard recovered the ball on the Browns' 37. On first down John Elway rambled 34 yards, and two more rushes got Denver to the one-yard line. On fourth-and-goal Gerald Willhite plunged into the end zone to give the Broncos a 10-7 lead. Cleveland kicker Mark Moseley tied the score at 10 apiece with a 29-yard field goal with 20 seconds left in the first half. Both teams saw their first two possessions of the second half end in punts before Denver engineered the first scoring drive of the second half. Elway drove the Broncos 61 yards in 11 plays, and Karlis put Denver up 13-10 with a 26-yard field goal 12 minutes into the third quarter. The Browns wasted no time mounting a scoring march of their own. Mack rushed for 34 yards in a 10-play, 76-yard drive that culminated with a 24-yard Moseley field goal, knotting the score at 13-13. The Broncos next two possessions ended in punts, and when Cleveland got the ball on its own 48 with 6:40 left in the fourth quarter, the Browns struck quickly. On third-and-six from Denver's 48 yard line, Kosar threw a TD pass to Brian Brennan to give the Browns a 20-13 lead with 5:43 left in regulation. The ensuing kickoff rolled to the Denver two-yard line where Gene Lang fell on it. Pro Bowl-bound Elway then engineered the longest and most important drive of his four-year career. On the fifth play of the drive (on second-and-seven from the Broncos' 15), Elway rushed for 11 yards and a first down. He hit Steve Sewell for a 22-yard gain on the next play, and followed that with a 12-yard strike to Steve Watson to give Denver a first down on the Cleveland 40. After an incompleteness and an eight-yard sack, Elway threw a 20-yard pass to Mark Jackson, moving the team to the Cleveland 28. Another incompleteness was followed by a 14-yard, Elway-to-Sewell pass, giving the Broncos a first down on the Browns' 14 with 57 seconds left. Elway's next pass was incomplete, and on second down he ran nine yards to the Cleveland five-yard line. On the next play, he hit Jackson for a TD, and Karlis's extra point tied the score at 20 with 39 seconds left in regulation. Cleveland was unable to move the ball as time ran out in the fourth quarter. The Browns won the overtime coin toss and elected to receive. Three plays into the drive, (on third-and-two from the Cleveland 38), the Orange Crush rose up to snuff Herman Fontenot for no gain. Cleveland

punted and Willhite returned it to the Bronco 25, where the Denver juggernaut revved it up again. On second-and-five, Elway hit Orson Mobley for a 22-yard gain, and three plays later Elway threw a 28-yard pass to Watson. With a first down on Cleveland's 22-yard line, the Broncos rushed three times to get to the 15, and on fourth down, Karlis hit the 33-yard game winner. Elway accounted for 300 total yards in the game, rushing for 56 and completing 22 of 38 passes for 244 yards. The Broncos kept alive a 1986 record of 13-0 when they scored 20 or more points. Denver also notched its 11th win on natural turf, losing only to San Diego at home on grass.

Denver	0	10	3	7	3	—	23
Cleveland	7	3	0	10	0	—	20

	Team Statistics	Den	Clev
Clev-Fontenot 6 pass from Kosar (Moseley kick) (14-86)	Rushes-yards	37-149	33-100
Den-Karlis 19 FG (4-8)	Passing yards	225	256
Den-Willhite 1 run (Karlis kick) (5-37)	Return yards	50	37
Clev-Moseley 29 FG (9-53)	Passes	38-22-1	32-18-2
Den-Karlis 26 FG (11-61)	Punts	7-37-6	6-43-2
Clev-Moseley 24 FG (10-76)	Fumbles-lost	2-0	3-1
Clev-Brennan 48 pass from Kosar (Moseley kick) (3-52)	Penalties-yards	6-39	9-76
Den-Jackson 5 pass from Elway (Karlis kick) (15-98)	Time of Possession	34:05	31:43
Den-Karlis 33 FG (9-60)			
Attendance—79,915			

## INDIVIDUAL STATISTICS

## Denver

**RUSHING**—Elway 4-56, Winder 26-83, Willhite 3-0, Sewell 1-1, Lang 3-9.  
**PASSING** — Elway 22-38-1, 244 yards. **RECEIVING** — Willhite 2-20, Watson 3-55, Winder 2-2, V. Johnson 3-25, Mobley 3-36, Sampson 1-10, Kay 2-23, Lang 1-1, Sewell 3-47, Jackson 2-25.

## Cleveland

**RUSHING**—Mack 26-94, Kosar 4-3, Fontenot 3-3. **PASSING**—Kosar 18-32-2, 259 yards. **RECEIVING**—Langhorne 2-35, Fontenot 7-66, Brennan 4-72, Mack 2-20, Byner 1-4, Weathers 1-42, Slaughter 1-20.

## STARTERS

WR 82 Vance Johnson	LE 75 Rulon Jones
LT 70 Dave Studdard	NT 71 Greg Kragen
LG 54 Keith Bishop	RE 61 Andre Townsend
C 64 Billy Bryan	LOLB 50 Jim Ryan
RG 63 Mark Cooper	LILB 77 Karl Mecklenburg
RT 76 Ken Lanier	RILB 98 Ricky Hunley
TE 85 Joey Hackett	ROLB 57 Tom Jackson
WR 81 Steve Watson	LCB 20 Louis Wright
QB 7 John Elway	FS 43 Steve Foley
RB 23 Sammy Winder	SS 48 Dennis Smith
TE 89 Orson Mobley	RCB 31 Mike Harden

**SUBSTITUTES**—2 M. Horan, 3 R. Karlis, 8 G. Kubiak, 22 T. Lilly, 30 S. Sewell, 33 G. Lang, 35 K. Bell, 45 S. Wilson, 47 G. Willhite, 48 R. Robbins, 52 K. Woodard, 55 R. Dennison, 59 D. Comeaux, 62 M. Freeman, 69 T. Colorito, 73 S. Fletcher, 74 D. Remsberg, 80 M. Jackson, 84 C. Sampson, 87 B. Micho, 88 C. Kay, 90 F. Gilbert. **DID NOT PLAY** — 36 M. Haynes.

## 1986

## AFC DIVISIONAL PLAYOFF GAME

## DENVER 22, NEW ENGLAND 17

DENVER, CO., Jan. 4—Rulon Jones sacked Tony Eason in the end zone for a safety with 1:37 left on the clock to put Denver up 22-17 and halt the Patriots' final comeback drive. The playoff victory was the first since Jan. 1, 1978 for the Broncos, when they defeated Oakland for the AFC Championship. The two teams traded punts in the first nine minutes of the game before Denver posed the initial scoring threat. Starting at their own 20, the Broncos took four plays to reach the New England 7, behind John Elway completions of 39 and 21 yards. On second-and-goal from the four, Elway rolled around the left side and was hit just short of the goal line. He was penalized (delay of game) for spiking the ball after the play, and that set Denver back to the six. Two plays later Rich Karlis nailed a 27-yard field goal to give Denver a 3-0 lead. New England mounted a seven-play, 87-yard drive later in the quarter, with Eason hitting Stanley Morgan for a 19-yard TD. The Broncos roared right back with a 13-play, 82-yard drive that was punctuated by a 22-yard TD run by Elway, giving Denver a 10-7 lead midway through the second quarter. The Patriots tied the score on the last play of the half with a 38-yard Tony Franklin field goal. Denver received the kickoff to open the second half and proceeded to chew up over nine minutes off of the clock. The Broncos ran the ball 11 times on the drive, which stalled on the Patriot five. Karlis's 22-yard

field goal put Denver up 13-10. Five plays into the next New England drive, the Patriots took a page out of Dan Reeve's bag of tricks, scoring on a flea-flicker that ended with a 45-yard TD pass from Eason to Morgan to give New England its first lead of the game at 17-13. Denver jumped right back on top, traveling 86 yards in six plays to score on a 48-yard Elway-to-Vance Johnson pass on the last play of the third quarter. The two teams both punted three times in the fourth quarter, and the last one, a Mike Horan punt of 54 yards, backed New England to its own 10. On first down, Eason dropped back to pass but was sacked for a safety by Rulon Jones. Denver recovered the onside free kick and held on to the ball to preserve the win.

New England	0	10	7	0	—	17
Denver	3	7	10	2	—	22

Den—Karlis 27 FG (8-71)  
NE—Morgan 19 pass from Eason  
(Franklin kick) (7-87)  
Den—Elway 22 run (Karlis kick) (13-82)  
NE—Franklin 38 FG (5-8)  
Den—Karlis 22 FG (15-80)  
NE—Morgan 45 pass from Eason  
(Franklin kick) (5-78)  
Den—Johnson 48 pass from Elway  
(Karlis kick) (6-86)  
Den—Safety—Eason tackled in endzone by Jones  
Attendance—76,105

## INDIVIDUAL STATISTICS

## New England

**RUSHING**—James 10-31, Collins 5-46, Fryar 1-(-2), Eason 2-23, Dupard 5-18, Hawthorne 1-5. **PASSING**—Eason 13-24-0, 194 yards. **RECEIVING**—Collins 4-46, Fryar 2-11, Morgan 3-100, Baty 3-31, Hawthorne 1-6.

## Denver

**RUSHING**—Winder 19-102, Willhite 3-4, Elway 5-18, Lang 1-1-44, Bell 2-12, Sewell 2-8. **PASSING**—Elway 13-32-2, 257 yards. **RECEIVING**—Johnson 4-89, Sewell 3-41, Watson 1-21, Mobley 2-69, Lang 1-1, Winder 1-16, Micho 1-20.

## STARTERS

WR 82 Vance Johnson	LE 75 Rulon Jones
LT 70 Dave Studdard	NT 71 Greg Kragen
LG 54 Keith Bishop	RE 61 Andre Townsend
C 64 Billy Bryan	LOLB 50 Jim Ryan
RG 60 Paul Howard	LILB 77 Karl Mecklenburg
RT 76 Ken Lanier	RILB 98 Ricky Hunley
TE 85 Joey Hackett	ROLB 57 Tom Jackson
WR 81 Steve Watson	LCB 20 Louis Wright
QB 7 John Elway	FS 43 Steve Foley
RB 23 Sammy Winder	SS 48 Randy Robbins
TE 89 Orson Mobley	RCB 31 Mike Harden

**SUBSTITUTIONS** — 2 M. Horan, 3 R. Karlis, 8 G. Kubiak, 22 T. Lilly, 30 S. Sewell, 33 G. Lang, 35 K. Bell, 36 M. Haynes, 45 S. Wilson, 52 K. Woodard, 55 R. Dennison, 59 D. Comeaux, 62 M. Freeman, 63 M. Cooper, 69 T. Colorito, 73 S. Fletcher, 74 D. Remsberg, 80 M. Jackson, 84 C. Sampson, 87 B. Micho, 90 F. Gilbert. **DID NOT PLAY** — 49 D. Smith.

## 1984

## DIVISIONAL PLAYOFF GAME

## PITTSBURGH 24, DENVER 17

DENVER, CO., Dec. 30—Denver had two possessions in the final two minutes of the game but failed to score as Pittsburgh advanced to the Conference Championship game. Denver's opportunistic defense recovered two Steeler fumbles in the first quarter. The first one resulted in a Rich Karlis field goal attempt, but it sailed wide right. Pittsburgh fumbled on the next play, and the Broncos recovered again. That turnover led to a seven-yard touchdown pass from John Elway to Jim Wright. Pittsburgh scored on a 28-yard field goal on the first play of the second period, and just before intermission, the Steelers took the lead on Frank Pollard's one-yard TD plunge. Denver tied the game early in the third quarter on a 21-yard Karlis field goal. The Broncos regained the lead on their next possession, scoring on a 20-yard pass from Elway to Steve Watson. For the game, Watson gained 177 yards on 11 receptions. The Steelers mounted a scoring drive of their own, tying the game at 17-17 on a Mark Malone to Louis Lipps pass late in the quarter. Later, Pittsburgh's Eric Williams intercepted an Elway pass and returned it to the Denver two-yard line with only 2:45 left in the game. Pollard scored two plays later to give

the Steelers the lead 24-17. Denver couldn't move the ball on its final two possessions as time ran out.

Pittsburgh	0	10	7	7	—	24
Denver	7	0	10	0	—	17

Den—J. Wright 9 pass from Elway (Karlis kick) (5-22)  
Pitt—Anderson 28 FG (12-62)  
Pitt—Pollard 1 run (Anderson kick) (8-78)  
Den—Karlis 21 FG (4-0)  
Den—Watson 20 pass from Elway (Karlis kick) (6-46)  
Pitt—Lipps 10 pass from Malone (Anderson kick) (7-66)  
Pitt—Pollard 2 run (Anderson kick) (3-2)  
Attendance—74,982

Team Statistics	Pitt	Den
First downs	25	15
Rushes-yards	40-169	22-51
Passing yards	212	199
Sacks by-yards	4-37	2-12
Return yards	43	17
Passes	17-28-0	20-39-2
Punts	3-26-3	4-42-3
Fumbles-lost	3-2	2-0
Penalties-yards	4-30	1-5
Time of Possession	32:52	27:08

## INDIVIDUAL STATISTICS

## Pittsburgh

**RUSHING**—Pollard 16-99, Abercrombie 17-75, Malone 5-(-6), Lipps 1-0, Veals 1-1. **PASSING**—Malone 17-28-0, 224 yards. **RECEIVING**—Abercrombie 3-18, Pollard 4-48, Lipps 5-86, Stallworth 3-38, Cunningham 1-19, Thompson 1-15.

## Denver

**RUSHING**—Elway 4-16, Winder 15-37, Watson 1-(-3), Willhite 1-1, Parros 1-0. **PASSING**—Elway 19-37-2, 184 yards, Willhite 1-1-0, 52 yards. **RECEIVING**—Winder 4-22, Watson 11-77, J. Wright 2-12, Willhite 2-12, Alexander 1-9.

## STARTERS

TE 85 Don Summers	LE 79 Barney Chavous
LT 70 Dave Studdard	NT 68 Rubin Carter
LG 54 Keith Bishop	RE 75 Rulon Jones
C 64 Billy Bryan	LOLB 50 Jim Ryan
RG 60 Paul Howard	LILB 55 Rick Dennison
RT 76 Ken Lanier	RILB 58 Steve Busick
TE 88 Clarence Kay	ROLB 57 Tom Jackson
WR 81 Steve Watson	LCB 20 Louis Wright
QB 7 John Elway	RCB 31 Mike Harden
RB 23 Sammy Winder	SS 49 Dennis Smith
H-B 87 Jim Wright	FS 43 Steve Foley

**SUBSTITUTIONS** - 2 C. Norman, 3 R. Karlis, 22 T. Lilly, 24 R. Parros, 28 R. Jackson, 33 G. Lang, 39 J. Myles, 45 S. Wilson, 47 G. Willhite, 48 R. Robbins, 52 K. Woodard, 59 D. Comeaux, 61 A. Townsend, 62 M. Freeman, 65 W. Bowyer, Bowyer, 66 S. Garnett, 72 M. Graves, 74 W. Hood, 77 K. Mecklenburg, 80 R. Alexander, 84 C. Sampson, 98 R. Hunley. **DID NOT PLAY** - 8 G. Kubiak.

## 1983

## WILD CARD PLAYOFF GAME

## SEATTLE 31, DENVER 7

SEATTLE, Wash., Dec. 24—Seattle broke open a close contest with two second-half Dave Krieg touchdown passes as the Seahawks beat Denver 31-7 in the AFC Wild Card playoff game. Seattle scored on its first possession of the day with a 17-yard pass from Krieg to Steve Largent. Later in the first quarter, Denver mounted a nine-play, 76-yard drive, scoring on a 13-yard pass from Steve DeBerg to Jesse Myles. Seattle cornerback Kerry Justin intercepted a DeBerg pass on Denver's next drive and the Seahawks drove to the Denver 20-yard line, with Norm Johnson converting a 37-yard field goal. Denver then drove down to the Seattle four-yard line, but Gerald Willhite fumbled and Seattle recovered, and then ran the remaining time off the clock. The second half belonged to the Seahawks as Krieg passed for two touchdowns and running back David Hughes ran for another, making the final score 31-7.

Denver	7	0	0	0	—	7
Seattle	7	3	7	14	—	31

Sea—Largent 17 pass from Krieg, (Johnson kick)  
Den—Myles 13 pass from DeBerg, (Karlis kick)  
Sea—Metzelaars 5 pass from Krieg, (Johnson kick)  
Sea—Johns 18 pass from Krieg, (Johnson kick)  
Sea—Hughes 2 run, (Johnson kick)  
Attendance—60,752

Team Statistics	Den	Sea
First downs	21	17
Total net yards	360	324
Net yards rushing	125	145
Net yards passing	235	179
Total plays	69	53
Passes	24-34-2	12-13-0
Return yards	128	146
Penalty yards	35	34



## INDIVIDUAL STATISTICS

## Denver

**RUSHING**—Winder 16-59, Poole 7-25, Elway 3-16, Willhite 5-16, Sampson 1-8, Watson 1-1. **RECEIVING**—Myles 7-73, Watson 4-51, Poole 4-17, Sampson 3-52, Winder 2-13, Thomas 1-19, Egloff 1-16, Wilson 1-12, Willhite 1-1. **PASSING**—DeBerg 14-19-1, 131 yards. Elway 10-15-1, 123 yards.

## Seattle

**RUSHING**—Warner 23-99, Hughes 3-16, Bryant 5-15, Krieg 3-9, Dixon 3-4, Zorn 1-2. **PASSING**—Krieg 12-13-0, 200 yards. **RECEIVING**—Largent 4-76, Warner 3-22, Johns 2-59, Young 2-38, Metzelaars 1-5.

## STARTERS

WR 84 Clint Sampson	LE 79 Barney Chavous
LT 70 Dave Studdard	LT 68 Rubin Carter
LG 54 Keith Bishop	RT 72 Don Latimer
C 64 Billy Bryan	RE 75 Rulon Jones
RG 60 Paul Howard	LLB 50 Jim Ryan
RT 76 Ken Lanier	MLB 53 Randy Gradishar
TE 85 Ron Egloff	RLB 57 Tom Jackson
WR 81 Steve Watson	LCB 20 Louis Wright
QB 17 Steve DeBerg	RCB 31 Mike Harden
RB 23 Sammy Winder	SS 49 Dennis Smith
FB 34 Nathan Poole	FS 43 Steve Foley

**SUBSTITUTIONS** - 3 R. Karlis, 7 J. Elway, 11 L. Prestridge, 21 M. Dupree, 28 R. Jackson, 29 W. Myers, 37 S. Trimble, 39 J. Myles, 45 S. Wilson, 46 D. Preston, 47 G. Willhite, 52 K. Woodard, 55 R. Dennison, 56 S. Busick, 59 D. Comeaux, 62 T. Glassic, 63 M. Cooper, 65 W. Bowyer, 66 B. Manor, 67 K. Uecker, 74 J. Baker, 77 K. Mecklenburg, 78 R. Stachowski, 82 Z. Thomas, 83 J. Sawyer, 88 R. Odoms. **DID NOT PLAY** - 8 G. Kubiak.

## 1979

## WILD CARD PLAYOFF GAME

## HOUSTON 13, DENVER 7

HOUSTON, Tex., Dec. 23—Toni Fritsch kicked two field goals to provide the margin of victory as the Houston Oilers played strong second half defense and defeated the Broncos, 13-7, earning the Oilers advancement in the American Football Conference playoffs.

Fritsch opened the scoring with a 31-yard first period field goal, but Denver came back to take a 7-3 lead on a seven-yard pass from Craig Morton to running back Dave Preston, an 80-yard drive that took the Broncos 13 plays.

Houston went ahead to stay on a three-yard burst by Earl Campbell at 14:14 of the second period. However, Campbell was injured on the play and did not return to action in the second half. Oiler quarterback Dan Pastorini and wide receiver Ken Burrough also left the contest due to injuries, both early in the second half, putting a severe crimp in the Houston attack. But the Broncos were able to move the ball for only 216 yards total offense, and the tenacious Houston defense sacked Morton six times for 40 yards in losses as the Oilers held on to win.

Linebacker Bob Swenson intercepted a Gifford Nielsen pass at the Oiler 26-yard line midway through the fourth period, but two sacks of Morton led to a 50-yard field goal attempt by Fred Steinfort. Steinfort's kick hit the upright, and the Oilers later drove for a second field goal by Fritsch, this one of 20 yards, providing the final victory margin.

Denver drove to the Houston 27 at the two minute mark, but the Oiler defense again rose to the occasion to stifle the threat and secure the win, eliminating the Broncos from the playoffs.

Denver	7	0	0	0	—	7
Houston	3	7	0	3	—	13

Hou—Fritsch 31 FG  
 Den—Preston 7 pass from Morton  
 (Turner kick)  
 Hou—Campbell 3 run (Fritsch kick)  
 Hou—Fritsch 20 FG  
 Attendance—48,776

Team Statistics	Den	Hou
First downs	17	15
Total net yards	216	282
Net yards rushing	112	135
Net yards passing	104	147
Total plays	65	65
Passes	14-27-1	10-22-2
Return yards	37	57
Penalty yardage	70	19

## Houston

**RUSHING**—Campbell 16-50, T. Wilson 8-21, Coleman 2-5, Carpenter 16-59. **PASSING**—Pastorini 8-18-1, 149 yards; Nielsen 2-4-1, 9 yards. **RECEIVING**—Coleman 1-41, Carpenter 3-26, Barber 1-31, T. Wilson 4-53, Campbell 1-7.

## STARTERS

WR 80 Rick Upchurch	LE 79 Barney Chavous
LT 70 Dave Studdard	NT 68 Rubin Carter
LG 62 Tom Glassic	RE 66 Brison Manor
C 64 Billy Bryan	LOLB 51 Bob Swenson
RG 60 Paul Howard	LILB 59 Joe Rizzo
RT 71 Claude Minor	RILB 53 Randy Gradishar
TE 88 Riley Odoms	ROLB 57 Tom Jackson
WR 25 Haven Moses	LCB 20 Louis Wright
QB 7 Craig Morton	RCB 43 Steve Foley
RB 24 Otis Armstrong	SS 36 Bill Thompson
RB 32 Jon Keyworth	FS 29 Bernard Jackson

**SUBSTITUTIONS** - 11 L. Prestridge, 14 N. Weese, 15 J. Turner, 19 F. Steinfort, 23 C. Pane, 30 J. Jensen, 35 L. Canada, 40 C. West, 46 D. Preston, 50 J. Ryan, 55 K. Brown, 56 L. Evans, 58 R. Nairne, 63 J. Grant, 65 G. Hyde, 72 D. Latimer, 73 K. Clark, 81 S. Watson, 84 V. Kinney, 85 R. Egloff. **DID NOT PLAY** - 12 C. Penrose, 47 G. Atkinson, 78 B. Radford.

## 1978

## DIVISIONAL PLAYOFF GAME

## PITTSBURGH 33, DENVER 10

PITTSBURGH, Pa., Dec. 30—Two fourth quarter touchdown passes by Pittsburgh quarterback Terry Bradshaw lifted the Steelers to a 33-10 victory over the Denver Broncos and into the American Football Conference championship game.

Bradshaw's scoring tosses included a 45-yard bomb to John Stallworth and a 38-yarder to Lynn Swann, capping a brilliant performance by the Pittsburgh passer.

The Broncos took the early lead on a 37-yard Jim Turner field goal, but Pittsburgh's Franco Harris ran one and 18 yards for touchdowns and Roy Gerela kicked a 24-yard field goal to give the Steelers a 16-3 advantage. Denver cut the margin to 16-10 on a three-yard Dave Preston TD, but Gerela kicked another field goal to make the halftime margin 19-10. Denver threatened to come closer in the third period, but Turner's 29-yard field goal attempt was blocked, and Bradshaw's passing sealed Denver's fate early in the final stanza. The Steelers rolled to 425 yards total offense, with Bradshaw accounting for 272 through the air, 156 on ten receptions by Stallworth. The eventual World Champion Steelers limited the Broncos' ground game to just 87 yards in earning the right to play the Houston Oilers for the AFC crown the following week.

Denver	3	7	0	0	—	10
Pittsburgh	6	13	0	14	—	33

Den—Turner 37 FG  
 Pit—Harris 1 run (kick failed)  
 Pit—Harris 18 run (Gerela kick)  
 Pit—Gerela 24 FG  
 Den—Preston 3 run (Turner kick)  
 Pit—Gerela 27 FG  
 Pit—Stallworth 45 pass from Bradshaw  
 (Gerela kick)  
 Pit—Swann 38 pass from Bradshaw  
 (Gerela kick)  
 Attendance—48,921

Team Statistics	Den	Pit
First downs	15	24
Total net yards	218	425
Net yards rushing	87	153
Net yards passing	131	272
Total plays	55	69
Passes	12-22-0	16-29-1
Return yards	110	93
Penalty yardage	104	88

## INDIVIDUAL STATISTICS

## Denver

**RUSHING**—Keyworth 6-12, Lytle 5-6, Canada 1-3, Perrin 6-6, Preston 4-14, Weese 4-43, Armstrong 1-3. **PASSING**—Morton 3-5-0, 34 yards; Weese 8-16-0, 118 yards; Ditts 1-1-0, 16 yards. **RECEIVING**—Moses 2-33, Dolbin 4-77, Lytle 1-(-1), Perrin 2-16, Odoms 1-24, Preston 2-19.

## Pittsburgh

**RUSHING**—Harris 24-105, Bleier 8-26, Bradshaw 2-4, Thornton 2-4, Moser 2-6, J. Smith 1-4, Delopaine 1-4. **PASSING**—Bradshaw 16-29-1, 272 yards. **RECEIVING**—Stallworth 10-156, Grossman 4-64, Swann 2-52.

## INDIVIDUAL STATISTICS

## Denver

**RUSHING**—Armstrong 12-51, Preston 9-24, Jensen 4-5, Canada 4-29, Upchurch 1-3, Morton 2-0. **PASSING**—Morton 14-27-1, 144 yards. **RECEIVING**—Armstrong 2-22, Egloff 1-17, Preston 4-40, Moses 3-47, Jensen 1-11, Canada 1-4, Odoms 2-3.

## STARTERS

WR 82 Jack Dolbin	LE 79 Barney Chavous
LT 71 Claudie Minor	NT 68 Rubin Carter
LG 62 Tom Glassic	RE 77 Lyle Alzado
C 64 Billy Bryan	LOLB 51 Bob Swenson
RG 60 Paul Howard	LILB 59 Joe Rizzo
RT 76 Tom Neville	RILB 53 Randy Gradishar
TE 88 Riley Odoms	ROLB 57 Tom Jackson
WR 25 Haven Moses	LCB 20 Louis Wright
QB 7 Craig Morton	RCB 43 Steve Foley
RB 41 Rob Lytle	SS 36 Bill Thompson
RB 32 Jon Keyworth	FS 29 Bernard Jackson

**SUBSTITUTIONS** - 10 B. Dilts, 14 N. Weese, 15 J. Turner, 23 C. Pane, 27 M. Harvey, 33 L. Perrin, 35 L. Canada, 40 C. West, 46 D. Preston, 50 B. Maples, 55 G. Turk, 56 L. Evans, 58 R. Nairne, 63 J. Grant, 65 G. Hyde, 80 R. Upchurch, 84 V. Kinney, 87 B. Moore. **DID NOT PLAY** - 12 C. Penrose, 24 O. Armstrong, 66 B. Manor, 67 S. Schindler.

## 1977

## SUPER BOWL XII

DALLAS 27, DENVER 10

NEW ORLEANS, La., Jan. 15—The Dallas Cowboys evened their Super Bowl record at 2-2 by defeating the Denver Broncos 27-10 before a sellout crowd of 76,400, plus 90 million television viewers, the largest audience ever to watch a sporting event. Dallas converted two pass interceptions by safety Randy Hughes and cornerback Aaron Kyle into 10 points and Efren Herrera added a 35-yard field goal to give the Cowboys at 13-0 halftime advantage. The Denver offense had trouble getting untracked against the hard-hitting Cowboy defense. The Broncos lost three fumbles and were intercepted twice on their last five possessions of the first half. The Broncos came back momentarily at the outset of the third period. Craig Morton engineered a drive to the Cowboys 30-yard line from where Jim Turner booted a 47-yard field goal to make the score 13-3. After an exchange of punts, Dallas wide receiver Butch Johnson made a spectacular diving catch in the end zone to complete a 45-yard pass from Roger Staubach to put the Cowboys ahead 20-3. However, the momentum swung back to the Broncos as Rick Upchurch returned the kickoff 67 yards to the Dallas 26. On the second play of the series, Norris Weese relieved Craig Morton at quarterback. Morton, who was intercepted only eight times during the regular season, had thrown a Super Bowl record four interceptions. Weese guided the Broncos to a touchdown — a one-yarder by Ron Lytle — to cut the Dallas lead to 20-10 with 5:39 left in the third quarter. Dallas clinched the victory when running back Robert Newhouse threw a 29-yard touchdown pass to Golden Richards on an option play with 7:04 remaining in the game. It was the first pass thrown by Newhouse since the 1975 regular season. The Cowboys offense amassed 325 yards while the defense limited the Broncos to 156 in a game which saw the Cowboys control the ball 38:34 to Denver's 21:26. Roger Staubach completed 17 of 25 passes for 183 yards while Harvey Martin and Randy White, who were named Co-MVPs, led the Cowboys defense which recovered four fumbles and intercepted four passes.

Dallas	10	3	7	7	—	27
Denver	0	0	10	0	—	10

Dal—Dorsett 3 run (Herrera kick)  
 Dal—FG Herrera 35  
 Dal—FG Herrera 43  
 Den—FG Turner 47  
 Dal—Johnson 45 pass from Staubach (Herrera kick)  
 Den—Lytle 1 run (Turner kick)  
 Dal—Richards 29 pass from Newhouse (Herrera kick)  
 Attendance—76,400

Team Statistics	Dal	Den
First downs	17	11
Total net yards	325	156
Net yards rushing	143	121
Net yards passing	182	35
Total plays	71	58
Passes	19-28-0	8-25-4
Return yards	97	195
Penalty yardage	94	60

## INDIVIDUAL STATISTICS

## Dallas

**RUSHING**—Johnson 1-(-9), Dorsett 15-66, Newhouse 14-55, P. Pearson 3-11, Staubach 3-6, White 1-13, Laidlaw 1-1. **PASSING**—Staubach 17-25-0, 183 yards; White 1-2-0, 5 yards; Newhouse 1-1-0, 29 yards. **RECEIVING**—P. Pearson 5-37, Dorsett 2-11, DuPree 4-66, Newhouse 3-(-1), Johnson 2-53, Richards 2-38, D. Pearson 1-13.

## Denver

**RUSHING**—Keyworth 5-9, Armstrong 7-27, Lytle 10-35, Perrin 3-8, Jensen 1-16, Weese 3-26. **PASSING**—Morton 4-15-4, 39 yards; Weese 4-10-0, 22 yards. **RECEIVING**—Moses 1-21, Perrin 1-(-7), Dolbin 2-24, Odoms 2-9, Jensen 1-5, Upchurch 1-9.

## STARTERS

WR 82 Jack Dolbin	LE 79 Barney Chavous
LT 74 Andy Maurer	NT 68 Rubin Carter
LG 62 Tom Glassic	RE 77 Lyle Alzado
C 52 Mike Montler	LOLB 51 Bob Swenson
RG 60 Paul Howard	LILB 59 Joe Rizzo
RT 71 Claudie Minor	RILB 53 Randy Gradishar
TE 88 Riley Odoms	ROLB 57 Tom Jackson
WR 25 Haven Moses	LCB 20 Louis Wright
QB 7 Craig Morton	RCB 43 Steve Foley
RB 24 Otis Armstrong	SS 36 Bill Thompson
RB 32 Jon Keyworth	FS 29 Bernard Jackson

**SUBSTITUTIONS** - 10 B. Dilts, 14 N. Weese, 15 J. Turner, 21 R. Politi, 30 J. Jensen, 35 L. Perrin, 40 R. Rich, 41 R. Lytle, 50 B. Maples, 55 G. Turk, 56 L. Evans, 58 R. Nairne, 63 J. Grant, 65 G. Hyde, 66 B. Manor, 70 P. Smith, 73 H. Allison, 80 R. Upchurch, 85 R. Egloff, 86 J. Schultz. **DID NOT PLAY** - 12 C. Penrose. **INACTIVE** - 26 L. Riley, 67 S. Schindler.

## 1977

## AFC CHAMPIONSHIP

DENVER 20, OAKLAND 17

DENVER, Colo., Jan. 1—Denver quarterback Craig Morton threw two touchdown passes to Haven Moses as the Broncos defeated the defending NFL Champion Oakland Raiders 20-17 and moved into their first Super Bowl. Morton, who was drafted and spent nine-and-a-half years with the Cowboys, would face his former Dallas teammates after completing 10 of 20 passes for 224 yards. It would be the second meeting in five weeks for these two teams—Dallas won 14-6 in the regular season finale as Morton played only the opening series due to a bruised hip. On a sunny, 18-degree day before 74,982 Denver partisans, the Raiders scored on their initial possession as Errol Mann kicked a 20-yard field goal to climax an 18-play drive. Morton hit Moses on their first scoring hookup two plays later on a 74-yard touchdown bomb, and the Broncos were on top to stay. Denver took advantage of two Oakland turnovers in the second half to win its second game in three meetings with the Raiders during the 1977 season. Defensive end Brison Manor recovered running back Clarence Davis' fumble at the Oakland 17 and running back Jon Keyworth scored from the 1-yard line to increase the margin to 14-3 in the third quarter. Oakland quarterback Ken Stabler hit tight end Dave Casper on the first of two scoring passes to narrow the lead to 14-10 with 39 seconds elapsed in the final period. But on Oakland's next possession, linebacker Bob Swenson intercepted a Stabler pass and ran to the Raiders' 14. Morton then threw 12 yards to Moses for the Broncos' final touchdown. Oakland finished the scoring on the next series as Stabler threw 17 yards to Casper for the game's last touchdown. Denver controlled the ball for the final 3:08 and gave Red Miller the AFC title in his first year as a head coach. Moses, a 10-year veteran, had five receptions for 168 yards. The Denver defense, which was No. 1 against the rush in the NFL during the regular season, held the Raiders to 94 yards on the ground.

Oakland	3	0	0	14	—	17
Denver	7	0	7	6	—	20

Oak—FG Mann 20  
 Den—Moses 74 pass from Morton (Turner kick)  
 Den—Keyworth 1 run (Turner kick)  
 Oak—Casper 7 pass from Stabler (Mann kick)  
 Den—Moses 12 pass from Morton (pass failed)  
 Oak—Casper 17 pass from Stabler (Mann kick)  
 Attendance—74,982

Team Statistics	Oak	Den
First downs	20	16
Total net yards	298	308
Net yards rushing	94	91
Net yards passing	204	217
Total plays	72	58
Passes	17-35-1	10-20-1
Return yards	152	93
Penalty yardage	6	46

## INDIVIDUAL STATISTICS

## Oakland

**RUSHING**—Davis 9-1, van Eeghen 20-71, Banaszak 7-22. **PASSING**—Stabler 17-35-1. **RECEIVING**—van Eeghen 2-8, Biletnikoff 4-38, Branch 3-59, Casper 5-71, Siani 1-12, Banaszak 1-2, Bradshaw 1-25.

## Denver

**RUSHING**—Keyworth 8-19, Lytle 7-26, Perrin 11-42, Armstrong 7-16, Morton 2-(-4), Jensen 1-2, Moses 1-(-10). **PASSING**—Morton 10-20-1, 224 yards. **RECEIVING**—Moses 5-168, Perrin 2-20, Odoms 1-13, Keyworth 1-3, Jensen 1-20.

## STARTERS

WR 82 Jack Dolbin	LE 79 Barney Chavous
LT 74 Andy Maurer	NT 68 Rubin Carter
LG 62 Tom Glassic	RE 77 Lyle Alzado
C 52 Mike Montler	LOLB 51 Bob Swenson
RG 60 Paul Howard	LILB 59 Joe Rizzo
RT 71 Claudie Minor	RILB 53 Randy Gradishar
TE 88 Riley Odoms	ROLB 57 Tom Jackson
WR 25 Haven Moses	LCB 20 Louis Wright
QB 7 Craig Morton	RCB 43 Steve Foley
RB 41 Rob Lytle	SS 36 Bill Thompson
RB 32 J. Keyworth	FS 29 Bernard Jackson

**SUBSTITUTIONS** - 10 B. Dilts, 14 N. Weese, 15 J. Turner, 20 R. Polti, 24 O. Armstrong, 30 J. Jensen, 35 L. Perrin, 40 R. Rich, 50 B. Maples, 55 G. Turk, 56 L. Evans, 58 R. Nairne, 63 J. Grant, 65 G. Hyde, 66 B. Manor, 67 S. Schindler, 70 P. Smith, 80 R. Upchurch, 85 R. Egloff, 86 J. Schultz. **DID NOT PLAY** - 12 C. Penrose, **INACTIVE** - 26 L. Riley, 73 H. Allison.

## 1977 DIVISIONAL PLAYOFF GAME

## DENVER 34, PITTSBURGH 21

DENVER, Colo., Dec. 24—After ties at 7, 14, and 21, veteran Jim Turner kicked a 44-yard field goal to put Denver ahead to stay as the Broncos—in their first playoff game ever—beat the perennial AFC Central Champion Steelers. Leading 24-21, the Broncos capped their victory with two fourth-quarter interceptions by linebacker Tom Jackson, the last of which set up Craig Morton's 34-yard game-clinching touchdown pass to Jack Dolbin. Denver capitalized on a blocked punt and a fumble recovery for two scores in the first half, which ended 14-14. Morton and Steeler quarterback Terry Bradshaw traded touchdown passes in the second half before Turner's kick. Jackson's interceptions, and Morton's arm kept Pittsburgh from the AFC title game for the first time in four years. The Denver victory set up a third game between the AFC Western Champion Broncos and the AFC Wild Card Raiders, who split two regular season games.

Pittsburgh	0	14	0	7	—	21
Denver	7	7	7	13	—	34

Den—Lytle 7 run (Turner kick)  
 Pit—Bradshaw 1 run (Gerela kick)  
 Den—Armstrong 10 run (Turner kick)  
 Pit—Harris 1 run (Gerela kick)  
 Den—Odoms 30 pass from Morton  
 (Turner kick)  
 Pit—Brown 1 pass from Bradshaw  
 (Gerela kick)  
 Den—FG Turner 44  
 Den—FG Turner 25  
 Den—Dolbin 34 pass from Morton (Turner kick)  
 Attendance—75,011

Team Statistics	Pit	Den
First downs	18	15
Total net yards	304	258
Net yards rushing	127	103
Net yard passing	177	155
Total plays	76	61
Passes	19-37-3	11-23-0
Return yards	135	161
Penalty yardage	67	20

## INDIVIDUAL STATISTICS

## Pittsburgh

**RUSHING**—Harris 28-92, Bleier 7-14, Bradshaw 4-21. **PASSING**—Bradshaw 19-37-3, 177 yards. **RECEIVING**—Harris 4-20, Cunningham 3-42, Swann 1-6, Stallworth 4-80, Bleier 2-10, Brown 1-1, Maxson 3-11, Grossman 1-7.

## Denver

**RUSHING**—Lytle 12-26, Keyworth 5-20, Jensen 4-13, Armstrong 11-44, Morton 5-0. **PASSING**—Morton 11-23-0, 164 yards. **RECEIVING**—Jensen 2-33, Odoms 5-43, Moses 2-45, Armstrong 1-9, Dolbin 1-34.

## STARTERS

WR 82 Jack Dolbin	LE 79 Barney Chavous
LT 74 Andy Maurer	NT 68 Rubin Carter
LG 62 Tom Glassic	RE 77 Lyle Alzado
C 52 Mike Montler	LOLB 51 Bob Swenson
RG 60 Paul Howard	LILB 59 Joe Rizzo
RT 71 Claudie Minor	RILB 53 Randy Gradishar
TE 88 Riley Odoms	ROLB 57 Tom Jackson
WR 25 Haven Moses	LCB 20 Louis Wright
QB 7 Craig Morton	RCB 43 Steve Foley
RB 41 Rob Lytle	SS 36 Bill Thompson
RB 82 Jon Keyworth	FS 29 Bernard Jackson

**SUBSTITUTIONS** - 10 B. Dilts, 14 N. Weese, 15 J. Turner, 21 R. Polti, 24 O. Armstrong, 30 J. Jensen, 40 R. Rich, 50 B. Maples, 55 G. Turk, 56 L. Evans, 58 R. Nairne, 63 J. Grant, 65 G. Hyde, 66 B. Manor, 67 S. Schindler, 70 P. Smith, 80 R. Upchurch, 85 R. Egloff, 86 J. Schultz. **DID NOT PLAY** - 12 C. Penrose, 35 L. Perrin. **INACTIVE** - 26 L. Riley, 73 H. Allison.

## BRONCOS COACHING HISTORY

## BRONCO COACHING RECORDS

Season	Coach	Record
1960	Frank Filchock	4-9-1
1961	Frank Filchock	3-11-0
	<b>Filchock's totals</b>	<b>7-20-1 .268</b>
1962	Jack Faulkner	7-7-0
1963	Jack Faulkner	2-11-1
1964	Jack Faulkner	0-4-0
	<b>Faulkner's totals</b>	<b>9-22-1 .297</b>
1964	Mac Speedie	2-7-1
1965	Mac Speedie	4-10-0
1966	Mac Speedie	0-2-0
	<b>Speedie's totals</b>	<b>6-19-1 .250</b>
1966	Ray Malavasi	4-8-0
	<b>Malavasi's totals</b>	<b>4-8-0 .333</b>
1967	Lou Saban	3-11-0
1968	Lou Saban	5-9-0
1969	Lou Saban	5-8-1
1970	Lou Saban	5-8-1
1971	Lou Saban	2-6-1
	<b>Saban's totals</b>	<b>20-42-3 .331</b>
1971	Jerry Smith	2-3-0
	<b>Smith's totals</b>	<b>2-3-0 .400</b>
1972	John Ralston	5-9-0
1973	John Ralston	7-5-2
1974	John Ralston	7-6-1
1975	John Ralston	6-8-0
1976	John Ralston	9-5-0
	<b>Ralston's totals</b>	<b>34-33-3 .507</b>
1977	Red Miller	12-2-0
	Playoffs	2-1-0
1978	Red Miller	10-6-0
	Playoffs	0-1-0
1979	Red Miller	10-6-0
	Playoffs	0-1-0
1980	Red Miller	8-8-0
	<b>Miller's regular season totals</b>	<b>40-22-0 .645</b>
	<b>Miller's overall totals</b>	<b>42-25-0 .627</b>
1981	Dan Reeves	1 0-6-0
1982	Dan Reeves	2-7-0
1983	Dan Reeves	9-7-0
	Playoffs	0-1
1984	Dan Reeves	13-3-0
	Playoffs	0-1
1985	Dan Reeves	11-5-0
1986	Dan Reeves	11-5-0
	Playoffs	2-1-0



## BRONCO COACHING RECORDS Continued

Season	Coach	Record
1987	Dan Reeves	10-4-1
	Playoffs	2-1-0
1988	Dan Reeves	8-8-0
1989	Dan Reeves	11-5-0
	Playoffs	2-1-0
1990	Dan Reeves	5-11-0
1991	Dan Reeves	12-4-0
	Playoffs	1-1-0
1992	Dan Reeves	8-8-0
	Reeves' regular season totals	110-73-1 .600
	Reeves' overall totals	117-79-1 .596
1993	Wade Phillips	9-7
	Playoffs	0-1
1994	Wade Phillips	7-9
	Phillips' regular season totals	16-16 .500
	Phillips' overall totals	16-17 .485

## ASSISTANT COACH ROSTER

Vernon Banks 1993-94; Marvin Bass 1982-1992; Raymond Berry 1992; Marv Braden 1977-1980; Ken Carpenter 1961; Rubin Carter 1987-1988; Jim Cason 1960; Barney Chavous 1989-1994; Max Coley 1972-1976; Joe Collier 1969-1988; Dick Coury 1972-1973; Kay Dalton 1974-1976, 1986; Joe DeCamillis 1991-1992; George Dickson 1964-1965; Dale Dodrill 1960-1963, 1966; Whitey Dovell 1967-1971, 1979-1980; Rod Dowhower 1980-1982; Hunter Enis 1967-1971; Jim Fassel 1994; Mo Forte 1988-1994; Jerry Frei 1972-1975, 1981-1982; Leon Fuller 1994; Chan Gailey 1985-1990; Bob Gambold 1972-1977; Alex Gibbs 1984-1987; Mike Giddings 1976; Gary Glick 1962; I.J. Gorman, 1983-1984; Ken Gray 1977-1978; Bob Griffin 1966; John Hadl, 1983; Bishop Harris 1993-94; George Henshaw 1988-1992; Ed Hughes 1963; Charley Johnson 1976; Reed Johnson 1981; Stan Jones 1967-1971, 1976-1988; Larry Kennan 1988; Charlie Lee 1981; Earl Leggett 1989-1990; John Levra 1993-94; Dick MacPherson 1967-1970; Ray Malavasi 1964-1966; Pete Mangurian 1988-1992; Jim Martin 1962; Marv Matusak 1966; Richie McCabe 1978-1982; Bus Mertes 1965-1966; Al Miller 1985-1992; Bob Miller 1963-1965; Myrel Moore 1972-1977, 1982-1988; Nick Nicolau 1981-1987; Mike Nolan 1987-1992; Rex Norris 1994; Babe Parilli 1977-1979; Wade Phillips 1989-1992; Fran Polsofoot 1977-1984; Dan Radakovich 1983; Alvin Reynolds 1993-94; Harold Richardson 1989-1994; Paul Roach 1977-1980; Sam Rutigliano 1967-1970; Mike Shanahan 1984-1987, 1989-1991; Jerry Smith 1971; Richard Smith 1993-94; Mac Speedie 1962-1964; Emie Stautner 1991-1993; Les Steckel 1993-94; Doc Ulrich 1972-1976, 1984-1985; Doak Walker, 1966; Charlie Waters 1988-1994; Charlie West 1983-1988; John-Paul Young 1993-94; Bob Zeman 1978-1982.

## ATTENDANCE MARKS

BRONCOS LARGEST CROWDS  
At Home—Mile High Stadium

76,105	vs. New England (Playoffs)	Jan. 4, 1987
76,089	vs. Seattle	Oct. 26, 1986
76,082	vs. Dallas	Oct. 5, 1986
76,005	vs. Cleveland (Playoffs)	Jan. 14, 1990
75,999	vs. Seattle	Sept. 13, 1987
75,993	vs. Cleveland (Playoffs)	Jan. 17, 1988
75,868	vs. Pittsburgh (Playoffs)	Jan. 7, 1990
75,806	vs. Cleveland	Nov. 13, 1988
75,968	vs. Houston (Playoffs)	Jan. 10, 1988
75,964	vs. Los Angeles Raiders	Sept. 26, 1988
75,905	vs. Washington	Dec. 13, 1986
75,986	vs. Seattle	Sept. 4, 1988
75,896	vs. Los Angeles Raiders	Nov. 19, 1991
75,866	vs. Kansas City	Oct. 20, 1991
75,822	vs. Kansas City	Dec. 12, 1993
75,804	vs. New England	Sept. 28, 1986

## On the Road

101,063	at Pasadena (Super Bowl XXI)	Jan. 25, 1987
91,020	at Los Angeles Raiders	Oct. 28, 1984
90,153	at Los Angeles Raiders	Nov. 2, 1986
87,560	at Los Angeles Raiders	Dec. 3, 1989
81,065	at Cleveland	Oct. 5, 1980
80,272	at Buffalo (Playoffs)	Jan. 12, 1992
79,915	at Cleveland (Playoffs)	Jan. 11, 1987
79,864	at Buffalo	Oct. 5, 1975
78,637	at Cleveland	Oct. 1, 1989
78,453	at Kansas City	Sept. 20, 1993
78,176	at Buffalo	Sept. 18, 1989
78,064	at Cleveland	Sept. 27, 1992
77,818	at Cleveland	Nov. 7, 1993
77,757	at Buffalo	Oct. 25, 1981
77,631	at Kansas City	Dec. 4, 1994
76,400	at New Orleans (Super Bowl XII)	Jan. 15, 1978

## REGULAR SEASON ATTENDANCE BY SEASON

Year	Home	Road	Total
1960	91,333	115,994	207,327
1961	74,508	122,315	196,823
1962	178,485	146,442	324,927
1963	132,218	165,995	298,213
1964	118,259	166,744	285,003
1965	219,786	215,992	435,778
1966	192,198	203,799	395,997
1967	231,801	247,696	479,497
1968	281,374	278,008	559,382
1969	326,851	276,755	603,606
1970	355,739	330,184	685,923
1971	358,400	377,642	736,042
1972	361,414	412,073	773,487
1973	356,327	351,334	707,661
1974	347,322	354,367	701,689
1975	342,375	347,944	690,319
1976	436,468	349,126	785,594
1977	524,595	370,917	895,512
1978	598,085	470,756	1,068,841
1979	597,521	427,040	1,024,561
1980	593,084	473,680	1,066,764
1981	598,224	475,360	1,073,584
1982	369,555	183,046	552,601
1983	592,493	385,022	977,515
1984	585,233	450,442	1,035,675
1985	589,500	452,847	1,042,347
1986	589,037	526,550	1,115,587
1987	498,715	370,586	869,301
1988	597,680	487,571	1,085,251

## ATTENDANCE BY SEASON (Continued)

Year	Home	Road	Total
1989	588,144	*542,541	*1,130,685
1990	560,703	509,425	1,070,128
1991	584,214	466,818	1,051,032
1992	597,704	503,447	1,101,151
1993	590,808	521,349	1,112,157
1994	574,180	524,941	1,099,121
Totals	14,634,333	12,604,748	27,239,081

\*Bronco records

## SEASON TICKET SALES

1960—2,675	*1978—73,092
1961—5,775	*1979—73,313
1962—5,042	*1980—73,298
1963—7,624	*1981—73,380
1964—8,002	*1982—73,380
1965—22,905	*1983—73,377
1966—18,898	*1984—73,347
1967—24,650	*1985—73,309
1968—27,348	*1986—73,348
1969—31,936	*1987—74,147
1970—43,580	*1988—74,147
*1971—47,500	*1989—73,952
*1972—48,000	*1990—73,966
*1973—48,000	*1991—73,682
*1974—49,000	*1992—73,592
*1975—49,000	*1993—73,182
*1976—62,215	*1994—73,072
*1977—73,089	*1995—73,222

\*Season tickets sold out. Every Bronco game at Mile High Stadium has been a sell-out since the beginning of the 1970 season, with the exception of two replacement games played during the 1987 strike (both games were sold out before the strike). The Broncos have sold out 187 consecutive non-strike regular season games, and with post-season games the total reaches 196.

## BRONCOS STATISTICAL HISTORY

## OFFENSE YEAR-BY-YEAR

	Total Plays	First Downs	Rush Yards	Pass Yards	Total Yards	Total Points
1960	958	248	1195	3247	4442	309
1961	934	219	1091	2720	3811	251
1962	885	270	1298	3404	4702	353
1963	832	230	1508	2487	3995	301
1964	905	211	1311	2021	3332	240
1965	959	255	1829	2640	4469	303
1966	816	171	1173	1995	3168	196
1967	852	172	1265	1682	2947	256
1968	897	217	1614	2357	3971	255
1969	841	243	1637	2524	4161	297
1970	883	217	1802	2025	3827	253
1971	891	217	2093	2065	4158	203
1972	831	237	1838	2634	4472	325
1973	893	253	1954	2519	4473	354
1974	861	258	2157	2328	4485	302
1975	964	268	1993	2541	4534	254
1976	901	239	1932	2204	4136	315
1977	887	223	2043	1863	3906	274
1978	1039	294	2451	2378	4829	282
1979	1044	306	2040	3102	5142	289
1980	992	286	1865	2777	4642	310
1981	1062	306	1895	3531	5426	321
1982	592	170	1018	1819	2837	148
1983	1025	292	1784	3027	4811	302
1984	1018	298	2076	2859	4935	353
1985	1152	339	1851	3645	5496	380
1986	1042	319	1678	3538	5216	378
1987	1070	331	1970	3654	5624	379
1988	1077	338	1815	3691	5506	327
1989	1071	308	2092	3001	5093	362
1990	1035	323	1872	3341	5213	331
1991	1012	284	2018	2994	5012	304
1992	928	234	1500	2930	4430	262
1993	1060	327	1693	3768	5461	373
1994	1112	346	1470	4017	5487	347

## DEFENSE YEAR-BY-YEAR

	Total Plays	First Downs	Rush Yards	Pass Yards	Total Yards	Total Points
1960	927	254	2145	2987	5132	393
1961	899	233	1633	2785	4418	432
1962	862	234	1868	2670	4538	332
1963	828	254	1687	3394	5081	473
1964	902	270	2064	2906	4970	438
1965	850	244	1337	2960	4297	392
1966	871	251	2029	2515	4544	381
1967	921	276	2076	3125	5201	409
1968	916	251	1861	3163	5024	404
1969	91	278	1709	2932	4641	344
1970	838	199	1351	2354	3705	264
1971	825	206	1834	1985	3819	275
1972	876	251	1668	2183	3851	350
1973	872	239	1795	2440	4235	296
1974	945	265	1808	2583	4391	294
1975	901	247	1974	2032	4006	307
1976	903	222	1709	2026	3735	206
1977	941	217	1530	2244	3774	148
1978	1016	251	1979	2469	4448	198
1979	1033	273	1693	3159	4852	262
1980	1043	303	2117	3125	5242	323
1981	999	268	1992	2868	4860	289
1982	616	176	935	2234	3169	226
1983	1099	321	1938	3673	5611	327
1984	1123	308	1664	4023	5687	241
1985	1069	290	1973	3206	5179	329
1986	1026	291	1651	3296	4947	327
1987	941	277	2017	2796	4813	288
1988	1055	316	2538	2933	5471	352
1989	977	246	1580	2827	4407	226
1990	969	306	1963	3382	5345	374
1991	939	242	1794	2755	4549	235
1992	1001	283	1963	3120	5083	329
1993	1005	280	1418	3731	5149	284
1994	1023	303	1752	4155	5907	396

## YEARLY LEADERS

## Rushing

	Yards	Attempts	Average	TDs
1960	Rolle—501	Rolle—130	Mingo—3.9	Mingo—4
1961	Stone—505	Stone—127	Stone—4.0	Bukaty—5
1962	Stone—360	Stone—94	Stone—3.8	Mingo—4
1963	Joe—649	Joe—154	Joe—4.2	Joe—4
1964	Mitchell—590	Mitchell—177	Joe—3.7	Mitchell—5
1965	Gilchrist—954	Gilchrist—252	Hayes—4.1	Gilchrist—6
1966	Hayes—411	Hayes—129	Hayes—3.9	Hayes—2
1967	Little—381	Little—130	Mitchell—3.8	Choboian—2
1968	Little—584	Little—158	Little—3.7	Hickey—4
1969	Little—729	Little—146	Little—5.0	Hayes—4
1970	Little—901	Little—209	Little—5.0	Lynch—4
1971	Little—1133	Little—284	Anderson—4.4	Crenshaw—5
1972	Little—859	Little—216	Dawkins—4.4	Little—6
1973	Little—979	Little—256	Anderson—4.4	Little—9
1974	Armstrong—1407	Armstrong—263	Dawkins—4.4	Little—12
1975	Keyworth—725	Keyworth—182	Armstrong—5.3	Keyworth—10
1976	Armstrong—1008	Armstrong—247	Keyworth—4.0	Keyworth—3
1977	Armstrong—489	Armstrong—130	Armstrong—4.1	Lynch—3
1978	Perrin—455	Armstrong—112	Perrin—4.1	Armstrong—5
1979	Armstrong—453	Keyworth—112	Canada—4.6	Armstrong—4
1980	Jensen—476	Armstrong—108	Armstrong—4.2	Perrin—4
1981	Parros—749	Preston—111	Jensen—4.7	Lytle—4
1982	Willhite—347	Preston—183	Parros—4.3	Armstrong—4
1983	Winder—757	Parros—77	Willhite—5.0	Lytle—4
1984	Winder—1153	Winder—196	Willhite—4.4	Willhite—2
1985	Winder—714	Winder—296	Willhite—4.8	Willhite—2
1986	Winder—789	Winder—199	Elway—5.1	Winder—4
1987	Winder—741	Winder—240	Sewell—5.3	Winder—8
1988	Dorsett—703	Winder—196	Willhite—5.4	Winder—9
1989	Humphrey—1151	Dorsett—181	Elway—4.3	Winder—6
1990	Humphrey—1202	Humphrey—294	Elway—5.1	Dorsett—5
1991	Green—1037	Humphrey—288	Elway—5.2	Humphrey—7
1992	Green—648	Green—261	Elway—4.8	Humphrey—7
1993	Bernstine—816	Green—161	Green—4.0	Elway—6
1994	L. Russell—690	Bernstine—223	Green—3.7	Lewis—4
		L. Russell—190	Elway—4.1	Daipino—8

## Passing

	Yards	Attempts	Completions
1960	Tripucka—3038	Tripucka—478	Tripucka—248
1961	Tripucka—1690	Tripucka—344	Tripucka—167
1962	Tripucka—2917	Tripucka—440	Tripucka—240
1963	Slaughter—1689	Slaughter—223	Slaughter—112
1964	Lee—1611	Lee—265	Lee—133
1965	McCormick—1292	McCormick—253	McCormick—103
1966	Choboian—1110	McCormick—193	Choboian—82
1967	Tensi—1915	Tensi—325	Tensi—131
1968	Briscoe—1589	Briscoe—224	Briscoe—93
1969	Tensi—1990	Tensi—286	Tensi—131

## YEARLY LEADERS (Continued)

	<b>Yards</b>	<b>Attempts</b>	<b>Completions</b>
1970	Liske—1340	Liske—238	Liske—112
1971	Ramsey—1120	Ramsey—178	Horn—89
1972	Johnson—1783	Johnson—238	Johnson—132
1973	Johnson—2465	Johnson—346	Johnson—184
1974	Johnson—1969	Johnson—244	Johnson—136
1975	Ramsey—1562	Ramsey—233	Ramsey—128
1976	Ramsey—1931	Ramsey—270	Ramsey—128
1977	Morton—1929	Morton—254	Morton—131
1978	Morton—1802	Morton—267	Morton—146
1979	Morton—2626	Morton—370	Morton—204
1980	Morton—2150	Morton—301	Morton—183
1981	Morton—3195	Morton—376	Morton—225
1982	DeBerg—1405	DeBerg—223	DeBerg—131
1983	Elway—1663	Elway—259	Elway—123
1984	Elway—2598	Elway—380	Elway—214
1985	Elway—3891	Elway—605	Elway—327
1986	Elway—3485	Elway—504	Elway—280
1987	Elway—3198	Elway—410	Elway—224
1988	Elway—3309	Elway—496	Elway—274
1989	Elway—3051	Elway—416	Elway—223
1990	Elway—3526	Elway—502	Elway—294
1991	Elway—3253	Elway—451	Elway—242
1992	Elway—2242	Elway—316	Elway—174
1993	Elway—4030	Elway—551	Elway—348
1994	Elway—3490	Elway—494	Elway—307

	<b>Pct.</b>	<b>TD</b>	<b>Int.</b>
1960	Tripucka—519	Tripucka—24	Tripucka—34
1961	Tripucka—486	Tripucka—10	Herring—22
1962	Tripucka—545	Tripucka—17	Tripucka—25
1963	Slaughter—502	Slaughter—12	Slaughter—14
1964	Slaughter—513	Lee—11	Lee—20
1965	Slaughter—510	McCormick—7	McCormick—14
1966	Chobolan—503	McCormick—6	McCormick—15
1967	Tensi—403	Tensi—16	Tensi—17
1968	Briscoe—415	Briscoe—14	Briscoe—13
1969	Tensi—458	Tensi—14	Tensi—12
1970	Liske—471	Liske—7	Liske—11
1971	Horn—514	Ramsey—5	Horn—14
1972	Johnson—555	Johnson—14	Johnson—14
1973	Johnson—532	Johnson—20	Johnson—17
1974	Johnson—557	Johnson—13	Johnson—9
1975	Ramsey—549	Ramsey—9	Ramsey—14
1976	Ramsey—474	Ramsey—11	Ramsey—13
1977	Morton—516	Morton—14	Morton—8
1978	Weese—632	Morton—11	Morton—8
1979	Morton—551	Morton—16	Morton—19
1980	Morton—608	Morton—12	Morton—13
1981	Morton—588	Morton—21	Morton—14
1982	DeBerg—587	DeBerg—7	DeBerg—11
1983	DeBerg—553	DeBerg—9	Elway—14
1984	Kubiak—587	Elway—18	Elway—15
1985	Elway—540	Elway—22	Elway—23
1986	Kubiak—605	Elway—19	Elway—13
1987	Karcher—549	Elway—19	Elway—12
1988	Kubiak—623	Elway—17	Elway—19
1989	Kubiak—582	Elway—18	Elway—18
1990	Elway—586	Elway—15	Elway—14
1991	Elway—537	Elway—13	Elway—12
1992	Elway—551	Elway—10	Elway—17
1993	Elway—632	Elway—25	Elway—10
1994	Elway—621	Elway—16	Elway—10

## Receiving

	<b>No.</b>	<b>Yards</b>	<b>Average</b>	<b>TD</b>
1960	Taylor—92	Taylor—1235	Carmichael—19.3	Taylor—12
1961	Taylor—100	Taylor—1176	Frazier—17.0	Frazier—6
1962	Taylor—77	Taylor—908	Scarpitto—19.0	Scarpitto—6
1963	Taylor—78	Taylor—1101	Gorman—16.2	Taylor—10
1964	Taylor—76	Taylor—873	Dixon—15.4	Taylor—7
1965	Taylor—85	Taylor—1131	Scarpitto—18.3	Taylor—6
1966	Haynes—46	Denson—725	Denson—20.1	Scarpitto—4
1967	Denson—46	Denson—899	Denson—19.5	Denson—11
1968	Crabtree—46	Crabtree—35	Denson—17.2	Crabtree—5
1969	Denson—53	Denson—809	Embre—16.2	Denson—5
1970	Denson—47	Denson—646	Whalen—14.0	Denson—10
1971	Anderson—37	Simmons—403	Simmons—16.1	Whalen—3
1972	Sherman—38	Sherman—661	Sherman—17.4	Harrison—2
1973	Odoms—43	Odoms—629	Moses—18.5	Moses—5
1974	Odoms—42	Odoms—639	Moses—16.4	Moses—8
1975	Keyworth—42	Odoms—544	Moses—17.4	Odoms—6
1976	Armstrong—39	Moses—498	Moses—19.9	Odoms—3
1977	Odoms—37	Moses—539	Moses—20.0	Moses—7
1978	Odoms—54	Odoms—829	Moses—20.1	Moses—4
1979	Upchurch—64	Moses—943	Moses—17.5	Odoms—6
1980	Jensen—49	Moses—674	Moses—17.7	Upchurch—7
1981	Watson—60	Watson—1244	Watson—20.7	Odoms—6
1982	Parros—37	Watson—555	Upchurch—15.7	Watson—13
1983	Watson—59	Watson—1133	Watson—19.2	Upchurch—3
1984	Watson—69	Watson—1170	Watson—17.0	Watson—5
1985	Watson—61	Watson—915	B. Johnson—20.0	Watson—7
1986	Willhite—64	Jackson—738	Jackson—19.4	Watson—5

## YEARLY LEADERS (Continued)

	<b>No.</b>	<b>Yards</b>	<b>Average</b>	<b>TD</b>
1967	V. Johnson—42	V. Johnson—684	Nattiel—20.3	V. Johnson—7
1968	V. Johnson—68	V. Johnson—896	Jackson—18.5	Jackson—6
1969	V. Johnson—76	V. Johnson—1095	Young—18.3	V. Johnson—7
1990	Jackson—57	Jackson—926	Nattiel—16.5	Jackson—4
1991	Young—44	Young—629	Jackson—18.3	Young—4
1992	Sharpe—53	Jackson—745	Marshall—19.0	V. Johnson—3
1993	Sharpe—81	Sharpe—995	Russell—16.3	Jackson—8
1994	Sharpe—87	Miller—1107	Miller—18.5	Sharpe—9
				Miller—5

## Interceptions

	<b>No.</b>	<b>Ret. Yards</b>
1960	Gonsoulin—11	Gonsoulin—98
1961	Nugent—7	McNamara—85
1962	Gonsoulin—7	Zeman—133
1963	Gonsoulin—6	Gonsoulin—64
1964	Brown—9	Brown—140
1965	Gonsoulin—6	Wilson—118
1966	Brown/Sellers—3	Brown—37
1967	Sellers—7	Wilson—153
1968	Jaquess—5	Jaquess—64
1969	Thompson—3	Thompson—92
1970	Martha—6	Martha—99
1971	Thompson—5	Thompson—83
1972	Mitchell—3	Preece—30
1973	Jones—4	Thompson—96
1974	Jones/Thompson—5	Thompson—105
1975	Gradishar—3	Thompson—97
1976	Jackson—7	Jackson—136
1977	Thompson—5	Wright—128
1978	B. Jackson/Foley—6	B. Jackson—128
1979	Foley—6	Thompson—57
1980	Foley—4	Foley—115
1981	Foley—5	Foley—81
1982	Kyle—3	Smith—29
1983	Wright—6	Harden—127
1984	Foley/Harden—6	Mecklenburg—105
1985	Harden/L. Wright—5	Harden—100
1986	Harden—6	Harden—179
1987	Harden—4	Clark—105
1988	Harden—4	Robbins—66
1989	Braxton—6	Braxton—103
1990	Atwater/Henderson/Montgomery—2	Henderson—71
1991	Atwater/Smith—5	Atwater—104
1992	Henderson/Smith—4	Henderson—79
1993	Smith/Braxton—3	Atwater—81
1994	Crockett/Hilliard/R. Jones—2	Atwater—24

## Punt Returns

	<b>No.</b>	<b>Yards</b>	<b>Average</b>
1960	Carmichael—15	Carmichael—101	Carmichael—6.7
1961	Frazier—18	Frazier—231	Frazier—12.8
1962	Mingo—7	Zeman—59	Zeman—11.8
1963	Mitchell—12	Mitchell—141	Mingo—12.1
1964	Barry—16	Barry—149	Mitchell—12.0
1965	Barry—21	Barry—210	Barry—10.0
1966	Haynes—10	Haynes—119	Haynes—11.9
1967	Little—16	Little—270	Little—16.9
1968	Little—24	Little—261	Little—10.9
1969	Thompson—25	Thompson—288	Thompson—11.5
1970	Thompson—23	Thompson—233	Thompson—10.1
1971	Thompson—29	Thompson—274	Thompson—9.4
1972	Sherman—10	Sherman—89	Sherman—8.9
1973	Thompson—30	Thompson—366	Thompson—13.2
1974	Thompson—26	Thompson—350	Thompson—13.5
1975	Upchurch—27	Upchurch—312	Thompson—12.2
1976	Upchurch—39	Upchurch—536	Upchurch—13.7
1977	Upchurch—51	Upchurch—653	Upchurch—12.8
1978	Upchurch—36	Upchurch—493	Upchurch—13.7
1979	Upchurch—30	Upchurch—304	Upchurch—10.1
1980	Upchurch—37	Upchurch—353	Upchurch—9.5
1981	Manning—41	Manning—378	Manning—9.2
1982	Upchurch—15	Upchurch—242	Upchurch—16.1
1983	Thomas—33	Thomas—368	Thomas—11.2
1984	Willhite/Thomas—20	Willhite—200	Willhite—10.0
1985	V. Johnson—30	V. Johnson—260	Willhite—10.4
1986	Willhite—42	Willhite—468	Willhite—11.1
1987	Clark—18	Nattiel—218	Swanson—14.7
1988	Nattiel—22	Beil—143	Nattiel—9.9
1989	Beil—21	Clark—159	V. Johnson—9.8
1990	Clark—21	V. Johnson—174	V. Johnson—8.4
1991	V. Johnson—24	Marshall—349	V. Johnson—7.3
1992	Marshall—33	Milburn—40	Marshall—10.6
1993	Milburn—40	Milburn—425	Milburn—10.6
1994	Milburn—41	Milburn—379	Milburn—9.2

## Kickoff Returns

	<b>No.</b>	<b>Yards</b>	<b>Average</b>
1960	Carmichael—22	Carmichael—581	Carmichael—26.4
1961	Frazier—18	Frazier—504	Frazier—28.0
1962	Frazier—19	Frazier—388	Frazier—20.4



## YEARLY LEADERS (Continued)

1963	Mitchell—37	Mitchell—954	Mitchell—25.7
1964	Barry—47	Barry—1245	Barry—26.5
1965	Haynes—34	Haynes—901	Haynes—26.5
1966	Sellers—19	Sellers—540	Sellers—28.4
1967	Little—35	Little—942	Little—26.9
1968	Little—26	Little—649	Little—25.0
1969	Williams—23	Williams—574	Thompson—28.5
1970	Anderson—21	Anderson—520	Anderson—24.8
1971	Anderson—8	Little—199	Little—28.3
1972	Montgomery—29	Montgomery—756	Montgomery—26.1
1973	Armstrong—20	Armstrong—472	Armstrong—23.6
1974	Armstrong—16	Armstrong—386	Armstrong—24.1
1975	Upchurch—40	Upchurch—1084	Upchurch—27.1
1976	Upchurch—22	Upchurch—514	Perrin—27.9
1977	Upchurch—20	Upchurch—456	Upchurch—22.8
1978	Perrin—12	Perrin—256	Upchurch—27.8
1979	Pane—18	Pane—354	Pane—19.7
1980	Brunson—40	Brunson—923	Brunson—23.1
1981	Manning—26	Manning—514	Manning—19.8
1982	Willhite—17	Manning—346	Manning—23.1
1983	Thomas—24	Thomas—573	Thomas—20.5
1984	Lang—19	Lang—404	Lang—21.3
1985	V. Johnson—30	V. Johnson—740	V. Johnson—24.7
1986	Bell—23	Bell—531	Bell—23.1
1987	Bell—15	Bell—323	Swanson—26.0
1988	Bell—36	Bell—762	Bell—21.2
1989	Bell—30	Bell—602	Bell—20.1
1990	Clark—20	Clark—505	Clark—25.3
1991	Montgomery—26	Montgomery—488	Montgomery—18.8
1992	Montgomery—21	Montgomery—466	Montgomery—22.2
1993	Russell—18	Russell—374	Russell—20.8
1994	Milburn—37	Milburn—793	By nots—22.7

## Scoring

	TD	FG	Points
1960	Taylor—12	Mingo 18-28, .643	Mingo—123
1961	Frazier—8	Hill 5-15, .333	Frazier—50
	Stone—8		
1962	Scarpitto—6	Mingo 27-39, .692	Mingo—137
1963	Taylor—10	Mingo 16-30, .533	Mingo—83
1964	Taylor—7	Mingo 8-12, .667	Taylor—42
1965	Hayes—7	Kroner 13-29, .448	Kroner—71
	Gilchrist—7		
1966	Scarpitto—5	Kroner 14-25, .560	Kroner—62
1967	Denson—11	Humphreys 7-15, .467	Denson—66
1968	Crabtree—5	Howfield 9-18, .500	Howfield—57
	Little—5		
	Denson—5		
1969	Denson—10	Howfield 13-29, .448	Howfield—75
1970	Crenshaw—6	Howfield 18-32, .563	Howfield—81
1971	Little—6	Turner 25-38, .658	Turner—93
1972	Little—13	Turner 20-29, .690	Turner—97
1973	Little—13	Turner 22-33, .667	Turner—106
1974	Armstrong—12	Turner 11-21, .524	Armstrong—72
1975	*5 players—4	Turner 21-29, .724	Turner—86
1976	Moses—7	Turner 15-21, .714	Turner—81
1977	**5 players—4	Turner 13-19, .684	Turner—76
1978	Odoms—6	Turner 11-22, .500	Turner—64
1979	Upchurch—7	Turner 13-21, .619	Turner—71
1980	Odoms—6	Steinfert 26-34, .765	Steinfert—110
1981	Watson—13	Steinfert 17-30, .567	Steinfert—87
1982	Upchurch—5	Karlis 11-13, .846	Karlis—48
1983	Watson—5	Karlis 21-25, .840	Karlis—96
1984	Watson—7	Karlis 21-28, .750	Karlis—101
1985	Winder—8	Karlis 23-38, .605	Karlis—110
1986	Winder—14	Karlis 20-28, .715	Karlis—104
1987	V. Johnson—7	Karlis 18-25, .720	Karlis—91
	Winder—7		
1988	Jackson—6	Karlis 23-36, .639	Karlis—105
	Sewell—6		
1989	Humphrey—8	Treadwell—27-33, .818	Treadwell—120
1990	Humphrey—7	Treadwell—25-34, .735	Treadwell—109
1991	Elway—6	Treadwell—27-36, .750	Treadwell—112
1992	Jackson—8	Treadwell—20-24, .833	Treadwell—88
1993	Sharpe—9	Elam—26-35, .743	Elam—119
1994	L. Russell—9	Elam—30-37, .841	Elam—119

\*Keyworth, Dolbin, Little, Lynch, Odums.

\*\*Armstrong, Moses, Morton, Perrin, Upchurch.

## Defense

## Quarterback Sacks

1968	R. Jackson—10
1969	Costa—12
1970	Costa/P. Smith—11
1971	P. Smith—12
1972	Alzado—12
1973	P. Smith—11
1974	Alzado—13
1975	Alzado—7
1976	Chavous—8.5
1977	Alzado—10
1978	Alzado—9
1979	Chavous/Morton—4

## Total Tackles

1968	R. Jackson—91
1969	R. Jackson—69*
1970	R. Jackson—84*
1971	Forsberg—98
1972	Alzado/Graham—91
1973	P. Smith—106
1974	T. Jackson—116
1975	Gradishar—177
1976	Gradishar—198
1977	Gradishar—219
1978	Gradishar—286
1979	Gradishar—235

## YEARLY LEADERS (Continued)

Quarterback Sacks		Total Tackles	
1980	R. Jones—11.5	1980	Gradishar—250
1981	R. Jones—9.5	1981	Gradishar—258
1982	Chavous—5	1982	Gradishar—151
1983	T. Jackson—5.5	1983	Gradishar—224
1984	R. Jones—11	1984	Busick—195
1985	Mecklenburg—13	1985	Harden—82
1986	R. Jones—13.5	1986	Hunley—164
1987	R. Jones—7	1987	Ryan—125
1988	Fletcher—9	1988	Kragen—140
1989	Fletcher—12	1989	Mecklenburg—143
1990	Fletcher—11	1990	Brooks—175
1991	Fletcher—13.5	1991	Brooks—153
1992	Fletcher—16	1992	Brooks—170
1993	Fletcher—13.5	1993	Atwater—141
1994	Fletcher—7	1994	Alexander—172

## BRONCOS RECORDS

## SERVICE

Years played	
14 —	Tom Jackson, 1973-86
14 —	Dennis Smith, 1981-94
13 —	Barney Chavous, 1973-85
13 —	Paul Howard, 1973-75, 1977-86
13 —	Ken Lanier, 1981-92, 94
13 —	Bill Thompson, 1969-81
12 —	Billy Bryan, 1977-88
12 —	Rubin Carter, 1975-86
12 —	John Elway, 1983-94
12 —	Karl Mecklenburg, 1983-94
12 —	Riley Odums, 1972-83
12 —	Louis Wright, 1975-86
Games played (career)	
191 —	Tom Jackson, 1973-86
187 —	Paul Howard, 1973-75, 1977-86
184 —	Dennis Smith, 1981-94
182 —	Barney Chavous, 1973-85
179 —	Bill Thompson, 1969-81
177 —	Ken Lanier, 1981-92, 94
174 —	John Elway, 1983-94
166 —	Rubin Carter, 1975-86
166 —	Louis Wright, 1975-86
Games started (career)	
178 —	Bill Thompson, 1969-81
177 —	Barney Chavous, 1973-85
177 —	Tom Jackson, 1973-86
172 —	John Elway, 1983-94
170 —	Dennis Smith, 1981-94
165 —	Ken Lanier, 1981-92
163 —	Louis Wright, 1975-86
151 —	Billy Bryan, 1977-88
151 —	Rubin Carter, 1975-86

## TOTAL OFFENSE

Plays	Game	Season	Career
	64—Elway	656—Elway, 1985	5,980—Elway, 1983-94
	at Green Bay 10/10/93	595—Elway, 1993	1,693—Morton, 1977-82
	56—Tripucka	556—Elway, 1986	1,650—Little, 1967-75
	at Buffalo 9/15/62	552—Elway, 1990	1,496—Winder, 1982-90
	56—Slaughter	552—Elway, 1994	
	at Houston 12/20/64		
	55—Elway		
	at NY Giants 11/23/66		
	55—Tripucka		
	vs. Houston 11/6/60		
	55—Liske		
	at Buffalo 9/28/69		
Yards gained			
447—Tripucka	4,183—Elway, 1993	40,406—Elway, 1983-94	
at Buffalo 9/15/62	4,144—Elway, 1985	12,137—Morton, 1977-82	
445—Johnson	3,784—Elway, 1990	7,651—Tripucka, 1960-63	
vs. Kansas City	3,742—Elway, 1986	7,255—Johnson, 1972-75	
11/24/74	3,725—Elway, 1994		
432—Elway	3,543—Elway, 1988		
at Seattle, 12/20/85			
Avg. gain per play	(Min. of 10 plays)	(Min. of 125 plays)	(Min. of 200 plays)
15.70—Morton vs. San Diego 9/27/81	8.37—Morton, 1981	7.30—Johnson, 1972-75	
14.20—Morton vs. Detroit 10/1/81	7.93—Johnson, 1974	7.17—Morton, 1977-82	
13.58—Johnson vs. Kansas City 9/21/75	7.53—Breau, 1963	7.16—Briscoe, 1968	

## RUSHING

## Top 10 Season Marks

	Attempt	Yards	Average	TDs
1. Otis Armstrong—1974	263	1407	5.3	9
2. Bobby Humphrey—1990	288	1202	4.2	7
3. Sammy Winder—1984	296	1153	3.9	4
4. Bobby Humphrey—1989	294	1151	3.9	7
5. Floyd Little—1971	284	1133	4.0	6
6. Gaston Green—1991	261	1037	4.0	4
7. Otis Armstrong—1976	247	1008	4.1	5
8. Floyd Little—1973	256	979	3.8	12
9. Cookie Gilchrist—1965	252	954	3.8	6
10. Floyd Little—1970	209	901	4.3	3

### RUSHING (Continued) Top Career Marks

	Attempt	Yards	Average	TDs
1. Floyd Little—1967-75	1641	6323	3.9	43
2. Sammy Winder—1982-90	1493	5428	3.6	39
3. Otis Armstrong—1973-80	1023	4453	4.3	25
4. John Elway—1983-94	596	2670	4.5	26
5. Jon Keyworth—1973-80	699	2653	3.8	22
6. Bobby Humphrey—1989-91	593	2386	4.0	14
7. Dave Preston—1978-83	479	1793	3.7	10
8. Gerald Willhite—1982-88	380	1688	4.4	17
9. Gaston Green—1991-92	422	1685	4.0	6
10. Rob Lyle—1977-83	376	1451	3.9	12

Game	Season	Career
<b>Yards gained</b>		
183—Armstrong vs. Houston 12/8/74	1,407—Armstrong, 1974	6,323—Little, 1967-75
177—Humphrey at Buffalo 9/30/90	1,202—Humphrey, 1990	5,428—Winder, 1982-90
166—Little at Cincinnati 10/19/69	1,153—Winder, 1984	4,453—Armstrong, 1973-80
	1,151—Humphrey, 1989	2,670—Elway, 1983-94
	1,133—Little, 1971	2,653—Keyworth, 1974-80
	1,037—Green, 1991	
<b>Carries</b>		
34—Humphrey at Buffalo 9/30/90	296—Winder, 1984	1,641—Little, 1967-75
34—Winder at LA Raiders 10/28/84	294—Humphrey, 1989	1,493—Winder, 1982-90
32—Dorsett vs. L.A. Raiders 9/26/88	288—Humphrey, 1990	1,023—Armstrong, 1973-80
32—Gilchrist at Boston 9/24/65	284—Little, 1971	
	(Min. of 8 carries)	(Min. of 100 carries)
<b>Avg. per carry</b>		
11.00—Rolle vs. Oakland 10/2/60	5.35—Armstrong, 1974	4.48—Elway, 1983-94
10.38—Joe at Boston 10/18/63	4.99—Little, 1969	4.44—Willhite, 1982-88
10.33—Dawkins at Kansas City 10/7/73	4.71—Jensen, 1980	4.39—Dawkins, 1971-73
	4.62—Keyworth, 1974	
	4.62—Canada, 1978	
<b>TDs</b>		
3—Green vs. San Diego 9/22/91	12—Little, 1973	43—Little, 1967-75
3—Armstrong vs. Houston 12/8/74	10—Keyworth, 1974	37—Winder, 1982-89
3—Keyworth vs. Kansas City 11/18/74	9—L. Russell, 1994	26—Elway, 1983-94
3—Little vs. Cincinnati 9/16/73	9—Winder, 1986	25—Armstrong, 1973-80
	9—Little, 1972	
	9—Armstrong, 1974	

### Other Rushing Records

**Longest scoring run**—82, Mingo vs. Oakland, 10/5/62  
80, Little at San Francisco, 10/25/70  
72, Dawkins at Kansas City, 10/7/73

**Longest non-scoring run**—68, Bell vs. Los Angeles, 10/16/60  
63, Krieg vs. San Diego, 12/10/72  
62, Perrin vs. Baltimore, 11/27/77

### 100-YARD RUSHING GAMES

Player	Performance	Opponent
Don Stone	17-104, 1 TD	Oct. 6, 1963 vs. San Diego
Billy Joe	20-105, 0 TD	Nov. 17, 1963 vs. New York
Billy Joe	16-108, 1 TD	Nov. 15, 1964 vs. New York
Cookie Gilchrist	32-142, 0 TD	Sept. 24, 1965 at Boston
Cookie Gilchrist	16-119, 0 TD	Nov. 14, 1965 at Houston
Floyd Little	25-126, 1 TD	Oct. 27, 1968 vs. Miami
Floyd Little	30-147, 1 TD	Nov. 3, 1968 at Boston
Floyd Little	21-105, 1 TD	Sept. 14, 1969 vs. Boston
Floyd Little	15-104, 1 TD	Sept. 21, 1969 vs. New York Jets
Floyd Little	29-166, 1 TD	Oct. 19, 1969 at Cincinnati
Floyd Little	16-140, 1 TD	Oct. 25, 1970 at San Francisco
Bobby Anderson	25-106, 1 TD	Oct. 17, 1971 vs. San Diego
Floyd Little	25-113, 1 TD	Oct. 24, 1971 at Cleveland
Floyd Little	24-123, 1 TD	Oct. 31, 1971 at Philadelphia
Floyd Little	22-101, 0 TD	Nov. 14, 1971 vs. Cincinnati
Floyd Little	29-125, 0 TD	Dec. 5, 1971 vs. Chicago
Floyd Little	22-101, 0 TD	Sept. 17, 1972 vs. Houston
Floyd Little	18-100, 2 TD	Oct. 15, 1972 vs. Minnesota
Floyd Little	14-124, 1 TD	Nov. 5, 1972 at New York Giants
Floyd Little	19-123, 1 TD	Oct. 14, 1973 at Houston
Joe Dawkins	30-117, 0 TD	Oct. 28, 1973 at New York Jets
Floyd Little	22-109, 2 TD	Nov. 11, 1973 vs. San Diego
Otis Armstrong	19-131, 0 TD	Sept. 22, 1974 vs. Pittsburgh

### 100-YARD RUSHING GAMES (Continued)

Player	Performance	Opponent
Otis Armstrong	17-142, 1 TD	Oct. 27, 1974 at Cleveland
Otis Armstrong	19-110, 1 TD	Nov. 10, 1974 at Baltimore
Otis Armstrong	29-146, 0 TD	Nov. 24, 1974 at Oakland
Jon Keyworth	15-148, 1 TD	Nov. 24, 1974 at Oakland
Otis Armstrong	24-144, 1 TD	Nov. 28, 1974 at Detroit
Otis Armstrong	31-183, 3 TD	Dec. 8, 1974 vs. Houston
Otis Armstrong	18-142, 0 TD	Dec. 15, 1974 at San Diego
Jon Keyworth	20-132, 0 TD	Nov. 30, 1975 vs. San Diego
Otis Armstrong	16-101, 1 TD	Oct. 24, 1976 at Kansas City
Otis Armstrong	18-116, 0 TD	Nov. 7, 1976 vs. Tampa Bay
Otis Armstrong	26-116, 1 TD	Dec. 12, 1976 at Chicago
Norris Weese	12-120, 0 TD	Dec. 12, 1976 at Chicago
Otis Armstrong	21-120, 0 TD	Nov. 20, 1977 at Kansas City
Rob Lyle	16-110, 1 TD	Nov. 19, 1977 vs. Green Bay
Rob Lyle	18-102, 1 TD	Nov. 25, 1979 vs. Oakland
Otis Armstrong	22-107, 1 TD	Oct. 13, 1980 vs. Washington
Otis Armstrong	25-106, 1 TD	Oct. 26, 1980 at New York Giants
Sammy Winder	20-119, 0 TD	Sept. 25, 1983 vs. L.A. Raiders
Sammy Winder	29-165, 0 TD	Oct. 9, 1983 at Houston
Sammy Winder	31-139, 1 TD	Sept. 23, 1984 at Kansas City
Sammy Winder	34-126, 0 TD	Oct. 28, 1984 at L.A. Raiders
Sammy Winder	20-103, 2 TD	Sept. 29, 1985 vs. Miami
Sammy Winder	20-104, 2 TD	Sept. 21, 1986 at Philadelphia
Sammy Winder	19-102, 0 TD	Jan. 4, 1987 vs. New England*
Joe Dudek	23-128, 2 TD	Oct. 12, 1987 vs. L.A. Raiders
Tony Dorsett	23-113, 1 TD	Sept. 11, 1988 vs. San Diego
Tony Dorsett	32-119, 2 TD	Sept. 26, 1988 vs. L.A. Raiders
Sammy Winder	17-100, 0 TD	Oct. 9, 1988 at San Francisco
Bobby Humphrey	23-102, 1 TD	Oct. 8, 1989 vs. San Diego
Bobby Humphrey	25-105, 2 TD	Nov. 5, 1989 vs. Pittsburgh
Bobby Humphrey	31-110, 0 TD	Nov. 20, 1989 at Washington
Bobby Humphrey	31-125, 0 TD	Dec. 3, 1989 at L.A. Raiders
Bobby Humphrey	23-128, 0 TD	Dec. 16, 1989 at Phoenix
Bobby Humphrey	19-132, 2 TD	Sept. 17, 1990 vs. Kansas City
Bobby Humphrey	25-129, 0 TD	Sept. 23, 1990 vs. Seattle
Bobby Humphrey	34-177, 1 TD	Sept. 30, 1990 at Buffalo
Bobby Humphrey	20-106, 1 TD	Oct. 8, 1990 vs. Cleveland
Gaston Green	24-116, 0 TD	Sept. 1, 1991 vs. Cincinnati
Gaston Green	24-127, 3 TD	Sept. 22, 1991 vs. San Diego
Gaston Green	26-158, 0 TD	Sept. 29, 1991 at Minnesota
Greg Lewis	19-111, 1 TD	Nov. 3, 1991 vs. Pittsburgh
Gaston Green	18-103, 0 TD	Nov. 10, 1991 vs. L.A. Raiders
Gaston Green	24-133, 1 TD	Nov. 17, 1991 at Kansas City
Rod Bernstein	23-101, 0 TD	Oct. 18, 1993 vs. L.A. Raiders
Rod Bernstein	21-103, 0 TD	Dec. 18, 1993 at Chicago
Leonard Russell	24-103, 0 TD	Oct. 9, 1994 at Seattle
Leonard Russell	19-109, 1 TD	Nov. 13, 1994 vs. Seattle

(\*Denotes post-season game.)

**TOTALS**—Floyd Little 15, Otis Armstrong 13, Bobby Humphrey 9, Sammy Winder 8 (includes one post-season game), Gaston Green 5, Rod Bernstein 2, Tony Dorsett 2, Cookie Gilchrist 2, Billy Joe 2, Jon Keyworth 2, Rob Lyle 2, Leonard Russell 2, Donnie Stone 1, Bobby Anderson 1, Joe Dawkins 1, Norris Weese 1, Joe Dudek 1, Greg Lewis 1.

### Most 100-yard games, season

- 7—Otis Armstrong, 1974
- 5—Gaston Green, 1991
- 5—Bobby Humphrey, 1989
- 4—Bobby Humphrey, 1990
- 4—Floyd Little, 1971

### Most Consecutive 100-yard games

- 4—Bobby Humphrey, 1990
- 4—Otis Armstrong, 1974

### PASSING Top 10 Season Marks

	Att.	Comp.	Pct.	Yds.	TD	Int.
1. Elway—1993	551	348	.632	4030	25	10
2. Elway—1985	605	327	.540	3891	22	23
3. Elway—1990	502	294	.586	3526	15	14
4. Elway—1994	494	307	.621	3490	16	10
5. Elway—1986	504	280	.556	3485	19	13
6. Elway—1988	496	274	.552	3309	17	19
7. Elway—1991	451	242	.537	3253	13	12
8. Elway—1987	410	224	.546	3198	19	12
9. Morton—1981	376	225	.598	3195	21	14
10. Elway—1989	416	223	.536	3051	18	18

## PASSING RECORDS (Continued)

## Top 10 Career Marks

	Att.	Comp.	Pct.	Yds.	TD	Int.
1. Elway—1983-94	5,384	3,030	.563	37,736	199	177
2. Morton—1977-82	1,594	907	.569	11,895	74	62
3. Tripucka—1960-63	1,277	662	.518	7,676	51	85
4. Johnson—1972-75	970	517	.533	7,238	52	52
5. Ramsey—1971-76	919	456	.496	6,437	35	58
6. Tensi—1967-70	810	348	.430	5,153	38	45
7. DeBerg—191-83	546	314	.575	3,819	22	26
8. Slaughter—1963-66	584	291	.498	3,607	22	37
9. McCormick—1963-68	537	207	.385	2,791	17	33
10. Lee—1964-68	345	177	.513	2,303	16	23

**Career Touchdown Passes**—Elway 199, Morton 74, Johnson 52, Tripucka 51, Tensi 38, Ramsey 35, DeBerg 26, Slaughter 22, McCormick 17, Lee 16, Liske 16, Briscoe 14, Kubiak 14, Breau 7, Weese 7, Karcher 6, Maddox 6, Herring 5, Penrose 5, Shaw 4, Choboin 4, Horn 3, Marshall 2, Millen 2, Robinson 2, LeClair 2, Mingo 2, Dorsett 1, Glacken 1, Hufnagel 1, Pastrana 1, Stone 1, Little 1, Anderson 1, Humphrey 1, Keyworth 1, Norman 1, Sewell 1, Bratton 1.

	Game	Season	Career
Yards gained	447—Tripucka at Buffalo 9/15/62	4,030—Elway, 1993	37,736—Elway, 1983-94
	445—Johnson vs. Kansas City 11/18/74	3,891—Elway, 1985	11,895—Morton, 1977-82
	432—Elway at Seattle, 12/20/85	3,526—Elway, 1990	7,676—Tripucka, 1960-63
		3,490—Elway, 1994	7,238—Johnson, 1972-75
		3,485—Elway, 1986	
		3,309—Elway, 1988	
Comple-tions	36—Elway vs. San Diego 9/4/94	348—Elway, 1993	3,030—Elway, 1983-94
	34—Slaughter at Houston 12/20/64	327—Elway, 1985	907—Morton, 1977-82
	33—Elway at Green Bay 10/10/93	307—Elway, 1994	662—Tripucka, 1960-63
	30—Elway vs. Seattle 9/23/90	294—Elway, 1990	
	30—Elway at Green Bay 9/20/87	280—Elway, 1986	
	30—Tripucka vs. Houston 11/6/60		
Attempts	59—Elway at Green Bay 10/10/93	605—Elway, 1985	5,384—Elway, 1983-94
	56—Tripucka at Buffalo 9/15/62	551—Elway, 1993	1,594—Morton, 1977-82
	53—Slaughter at Houston 12/20/64	504—Elway, 1986	1,277—Tripucka, 1960-63
	52—Tripucka vs. Houston 11/6/60	502—Elway, 1990	970—Johnson, 1972-75
	52—Tripucka at Houston 11/20/60		
Pct.	(Min. of 10 attempts)	(Min. of 50 attempts)	(Min. of 100 attempts)
	.944—Morton vs. San Diego 9/27/81	.632—Elway, 1993	.581—Kubiak 1983-91
	.916—Elway at L.A. Raiders, 11/2/86	.632—Weese, 1978	.575—DeBerg, 1981-82
	.864—Morton vs. KC. 12/10/78	.623—Kubiak 1988	.570—Weese, 1976-79
		.621—Elway, 1994	
	.608—Morton, 1980		
TD	5—Elway vs. Minnesota 11/18/84	25—Elway, 1993	199—Elway, 1983-94
	5—Tripucka vs. Buffalo 10/28/62	24—Tripucka, 1960	74—Morton, 1977-81
	4—Nine times	22—Elway, 1985	52—Johnson, 1972-75
		21—Morton, 1981	51—Tripucka, 1960-63
		20—Johnson, 1973	
Inter-ceptions	6—Horn at Green Bay 9/26/71	34—Tripucka, 1960	177—Elway, 1983-94
	6—Herring at Houston 11/26/61	25—Tripucka, 1962	85—Tripucka, 1960-63
	5—8 times	23—Elway, 1985	62—Morton, 1977-82
Inter-ception avoid-ance	.000—by many	.013—Kubiak, 1984	.033—Elway, 1983-94
		.018—Elway, 1993	.039—Morton, 1977-82
		.020—Elway, 1994	.043—Breaux, 1963
		.026—Elway, 1986	
		.027—Elway, 1991	
Avg. per comple-tion	(Min. of 12 attempts)	(Min. of 50 attempts)	(Min. of 100 attempts)
	33.64—Lee at Oakland 12/5/65	17.93—Hufnagel, 1975	17.09—Briscoe, 1968
	33.00—Elway at Cleveland 10/1/89	17.09—Briscoe, 1968	15.98—Shaw, 1962
	27.92—Briscoe vs. Buffalo 11/24/68	16.15—Ramsey, 1972	15.09—Tensi, 1967-70

## PASSING RECORDS (Continued)

Avg. per attempt	17.1—Morton vs. San Diego 9/27/81	8.65—Lee, 1965	7.52—Weese, 1976-79
	16.45—Johnson vs. Kansas City 9/21/75	8.50—Morton, 1981	7.46—Johnson, 1972-75
	15.7—Morton vs. Detroit 10/11/81	8.31—Weese, 1978	7.46—Morton, 1977-82
	13.41—Weese vs. Pittsburgh 12/16/78		

## Other Passing Records

## Most Consecutive Games with TD Pass—

- 13—Elway (Last 7 games of 1985 and first 6 games of 1986).
- 12—Elway (Last game of 1992 and first 11 games of 1993)
- 10—Johnson, 1973-74 (Last 8 games of 1973 and first 2 games of 1974).
- 9—Elway, 1987 (6th through 14th games).
- 9—Morton, 1977 (5th through 13th games).
- 9—Tripucka, 1962 (Span of 10 games, did not play one game).

## Most Consecutive Completions—

- 20—Millen at L.A. Raiders (7), 12/11/94 and at San Francisco (13), 12/17/94
- 18—DeBerg at Los Angeles Rams (17), 12/12/82 and vs. Kansas City (1) 12/19/82
- 16—Morton vs. Kansas City, 12/10/78
- 11—Elway at Los Angeles Raiders, 11/2/86
- 11—Elway vs. Kansas City (8), 12/14/85 and at Seattle (3), 12/20/85
- 11—Morton vs. San Diego, 9/27/81
- 11—Tensi at San Diego, 11/23/69
- 10—Elway at Seattle, 11/28/93
- 10—Tripucka vs. Dallas, 10/8/61

## Longest Scoring Pass—

- 97—Shaw to Tarr at Boston, 9/21/62
- 96—Tripucka to Frazier at Buffalo, 9/15/62
- 95—Morton to Watson vs. San Diego, 9/27/81
- 93—Morton to Watson vs. Detroit, 10/11/81

## Longest Non-Scoring Pass—

- 86—Elway to V. Johnson vs. L.A. Raiders, 9/26/88
- 86—Morton to Watson vs. Kansas City, 12/6/81
- 76—Millen to Miller at San Francisco, 12/17/94
- 74—Liske to Van Heusen at New Orleans, 11/22/70
- 74—Horn to Little vs. Oakland, 10/10/71
- 73—Elway to Watson at Seattle, 12/15/84
- 72—Johnson to Little vs. San Diego, 10/29/74

## 300-YARD PASSING GAMES

Player	Performance	Opponent
Frank Tripucka	30-52-2, 375 yards and 3 TD	Nov. 6, 1960 vs. Houston
Frank Tripucka	19-41-5, 328 yards and 3 TD	Nov. 27, 1960 vs. Buffalo
Frank Tripucka	28-47-2, 376 yards and 2 TD	Sept. 7, 1962 vs. San Diego
Frank Tripucka	29-56-3, 447 yards and 2 TD	Sept. 15, 1962 at Buffalo
Frank Tripucka	26-40-1, 308 yards and 1 TD	Oct. 21, 1962 vs. Houston
Jacky Lee	11-36-1, 370 yards and 1 TD	Dec. 5, 1965 at Oakland
John McCormick	13-37-3, 328 yards and 3 TD	Dec. 18, 1966 at Buffalo
Marlin Briscoe	12-29-2, 335 yards and 4 TD	Nov. 24, 1968 vs. Buffalo
Steve Tensi	19-26-1, 301 yards and 3 TD	Nov. 23, 1969 at San Diego
Charley Johnson	20-28-0, 361 yards and 2 TD	Oct. 22, 1972 at Oakland
Charley Johnson	24-39-2, 326 yards and 1 TD	Sept. 20, 1973 vs. Chicago
Charley Johnson	28-42-2, 445 yards and 2 TD	Nov. 18, 1974 vs. Kansas City
Charley Johnson	12-20-2, 329 yards and 3 TD	Sept. 21, 1975 vs. Kansas City
Craig Morton	27-39-2, 306 yards and 2 TD	Nov. 16, 1980 vs. New York Jets
Craig Morton	18-30-1, 338 yards and 1 TD	Dec. 14, 1980 vs. Oakland
Craig Morton	17-18-0, 308 yards and 4 TD	Sept. 27, 1981 vs. San Diego
Craig Morton	25-38-1, 342 yards and 2 TD	Oct. 18, 1981 at Kansas City
Steve DeBerg	21-34-2, 305 yards and 2 TD	Nov. 22, 1981 at Cincinnati
Steve DeBerg	2-31-1, 307 yards and 2 TD	Dec. 12, 1982 at Los Angeles Rams
Steve DeBerg	21-41-0, 350 yards and 1 TD	Oct. 30, 1983 vs. Kansas City
John Elway	23-44-0, 345 yards and 3 TD	Dec. 11, 1983 vs. Baltimore
John Elway	25-40-1, 315 yards and 3 TD	Nov. 4, 1984 vs. New England
John Elway	28-43-1, 353 yards and 4 TD	Sept. 15, 1985 vs. New Orleans
John Elway	22-37-5, 301 yards and 1 TD	Dec. 14, 1985 vs. Kansas City
John Elway	24-42-0, 432 yards and 1 TD	Dec. 20, 1985 at Seattle
John Elway	18-32-1, 321 yards and 1 TD	Oct. 26, 1986 vs. Seattle
John Elway	29-47-2, 336 yards and 0 TD	Nov. 23, 1986 at New York Giants



## Passing Records (Continued)

Player	Performance	Opponent
John Elway	22-37-1, 304 yards and 1 TD	Jan. 25, 1987 vs. New York Giants
John Elway	22-32-1, 338 yards and 4 TD	Sept. 13, 1987 vs. Seattle
John Elway	21-40-2, 341 yards and 3 TD	Nov. 16, 1987 vs. Chicago
John Elway	21-32-1, 347 yards and 3 TD	Nov. 29, 1987 at San Diego
John Elway	21-42-2, 335 yards and 1 TD	Dec. 13, 1987 at Seattle
John Elway	29-49-3, 324 yards and 2 TD	Dec. 4, 1988 at L.A. Raiders
John Elway	18-35-0, 344 yards and 2 TD	Oct. 22, 1989 at Seattle
John Elway	20-36-0, 385 yards and 3 TD	Jan. 14, 1990 vs. Cleveland
John Elway	21-30-0, 317 yards and 2 TD	Oct. 21, 1990 at Indianapolis
John Elway	24-36-1, 328 yards and 2 TD	Dec. 9, 1990 at Kansas City
John Elway	24-42-1, 301 yards and 2 TD	Oct. 6, 1991 at Houston
John Elway	23-38-0, 311 yards and 2 TD	Oct. 4, 1992 vs. Kansas City
John Elway	28-45-1, 300 yards and 1 TD	Sept. 20, 1993 at Kansas City
John Elway	33-59-1, 367 yards and 1 TD	Oct. 10, 1993 at Green Bay
John Elway	25-36-0, 361 yards and 3 TD	Jan. 2, 1994 at L.A. Raiders
John Elway	29-47-1, 302 yards and 3 TD	Jan. 4, 1994 at L.A. Raiders
John Elway	36-46-2, 371 yards and 3 TD	Sept. 4, 1994 vs. San Diego
John Elway	29-41-1, 319 yards and 1 TD	Sept. 11, 1994 at New York Jets
John Elway	30-41-0, 349 yards and 2 TD	Oct. 30, 1994 vs. Cleveland
John Elway	27-42-1, 382 yards and 2 TD	Nov. 20, 1994 vs. Atlanta

**TOTALS**—John Elway 27 (includes three post season games), Frank Tripucka 5, Charley Johnson 4, Craig Morton 4, Steve DeBerg 3, Jacky Lee 1, John McCormick 1, Marlin Briscoe 1, Steve Tensi 1.

## Most 300-yard games, season

- 4—John Elway, 1994
- 4—John Elway, 1993
- 4—John Elway, 1987
- 3—John Elway, 1986
- 3—John Elway, 1985
- 3—Frank Tripucka, 1962

## Most consecutive 300-yard games

- 2—John Elway, 1994
- 2—John Elway, 1993
- 2—John Elway, 1985
- 2—Frank Tripucka, 1962

RECEIVING  
Top 10 Season Marks

	No.	Yards	Avg.	TD
Taylor—1961	100	1,176	11.8	4
Taylor—1960	92	1,235	13.4	12
Sharpe—1994	87	1,010	11.6	4
Taylor—1965	85	1,131	13.3	6
Sharpe—1993	81	995	12.3	9
Taylor—1963	78	1,101	14.1	10
Milburn—1994	77	549	7.1	3
Taylor—1962	77	908	11.7	4
V. Johnson—1989	76	1,095	14.4	7
Taylor—1964	76	873	11.5	7

## Top 10 Career Marks

	No.	Yards	Avg.	TD
Taylor—1960-66	543	6,872	12.7	44
V. Johnson—1985-93	403	5,525	13.7	37
Odoms—1972-83	396	5,755	14.5	41
Watson—1979-87	353	6,112	17.3	36
Moses—1972-81	302	5,450	18.0	44
Jackson—1986-92	276	4,746	17.2	24
Upchurch—1975-82	267	4,369	16.4	22
Sharpe—1990-94	250	3,066	12.3	17
Denson—1964-70	250	4,150	16.6	32
Little—1967-75	215	2,418	11.2	9

Receptions	Game	Season	Career
	13—Sharpe at L.A. Raiders 1/9/94	100—Taylor, 1961	543—Taylor, 1960-66
	13—Anderson vs. Chicago 9/30/73	92—Taylor, 1960	403—V. Johnson, 1985-93
	13—Taylor vs. Oakland 11/29/64	87—Sharpe, 1994	396—Odoms, 1972-83
	12—Taylor at Boston 9/21/62	85—Taylor, 1965	353—Watson, 1979-87

## RECEIVING RECORDS (Continued)

Yards	199—Taylor vs. Buffalo 11/27/60	1,244—Watson, 1981 vs. Buffalo 11/27/60	6,872—Taylor, 1960-66
TDs	183—Watson at Los Angeles Rams 12/12/82	13—Watson, 1981 vs. Kansas City 12/12/93	44—Taylor, 1960-66
Avg. per catch	182—Watson vs. Detroit 10/11/81	12—Taylor, 1960 vs. Baltimore 9/20/81	44—Moses, 1972-81
	3—Sharpe vs. Kansas City 12/12/93	11—Denson, 1966	41—Odoms, 1972-83
	3—Watson vs. Baltimore 9/20/81		37—V. Johnson, 1985-93
	3—Moses at Houston 10/4/73		36—Watson, 1979-87
	3—Scarpitto at Buffalo 12/18/66		
	3—Taylor vs. Buffalo 11/27/60		
	(Min. of 4 Catches)	(Min. of 20 Catches)	(Min. of 50 Catches)
	41.25—Little at Buffalo	22.05—Scarpitto, 1963	20.54—Van Heusen, 1968-76
	38.00—Tarr at Boston 9/12/62	20.73—Watson, 1981	18.05—Moses, 1972-81
	36.4—Watson vs. Detroit 10/11/81	20.32—Nattiel, 1987	17.41—Frazier, 1961-63
		20.14—Denson, 1966	

## Other Receiving Records

## Most Consecutive Games with TD Reception—

- 6—Taylor, 1960-61 (Last 4 games of 1960, first 2 games of 1961)
- 6—V. Johnson, 1987
- 6—Denson, 1969
- 5—Watson, 1981
- 4—Scarpitto, 1963
- 4—Denson, 1967
- 4—Odoms, 1973
- 4—Upchurch, 1979

## Most Consecutive Games with Reception—

- 62—Taylor, 1960-64
- 49—Watson, 1983-86
- 47—Jackson, 1989-92
- 41—Odoms, 1976-79
- 33—Odoms, 1973-76
- 29—Preston, 1980-82
- 28—Watson, 1980-82
- 25—V. Johnson, 1988-89
- 24—Young, 1990-91
- 21—Little, 1973-74
- 21—Sharpe, 1992-93
- 19—Taylor, 1964-65
- 19—Denson, 1968-69
- 18—Sharpe, 1993-94

## 100-YARD RECEIVING GAMES

Player	Performance	Opponent
Al Carmichael	6-130, 1 TD	Sept. 9, 1960 at Boston
Lionel Taylor	6-125, 1 TD	Sept. 23, 1960 at New York
Lionel Taylor	7-101, 2 TD	Oct. 2, 1960 vs. Oakland
Al Carmichael	3-109, 2 TD	Oct. 23, 1960 vs. Boston
Lionel Taylor	10-106, 1 TD	Oct. 23, 1960 vs. Boston
Lionel Taylor	10-140, 1 TD	Nov. 6, 1960 vs. Houston
Al Carmichael	7-117, 2 TD	Nov. 6, 1960 vs. Houston
Lionel Taylor	10-138, 0 TD	Nov. 20, 1960 at Houston
Lionel Taylor	9-199, 3 TD	Nov. 27, 1960 vs. Buffalo
Lionel Taylor	9-171, 1 TD	Dec. 10, 1960 at Los Angeles
Lionel Taylor	7-132, 2 TD	Sept. 10, 1961 at Buffalo
Lionel Taylor	11-126, 0 TD	Sept. 24, 1961 at New York
Lionel Taylor	9-118, 0 TD	Oct. 1, 1961 at Oakland
Lionel Taylor	7-120, 1 TD	Oct. 8, 1961 vs. Dallas
Al Frazier	7-166, 1 TD	Oct. 15, 1961 vs. Oakland
Al Frazier	6-126, 1 TD	Oct. 22, 1961 vs. New York
Al Frazier	5-125, 1 TD	Nov. 12, 1961 vs. San Diego
Lionel Taylor	10-119, 0 TD	Nov. 12, 1961 vs. San Diego
Donnie Stone	9-137, 1 TD	Dec. 3, 1961 vs. Boston
Lionel Taylor	9-133, 0 TD	Sept. 15, 1962 at Buffalo
Al Frazier	4-125, 1 TD	Sept. 15, 1962 at Buffalo

## 100-YARD RECEIVING GAMES (Continued)

Lionel Taylor	12-119, 0 TD	Sept. 21, 1962 at Boston
Jerry Tarr	4-152, 2 TD	Sept. 21, 1962 at Boston
Lionel Taylor	7-110, 0 TD	Dec. 9, 1962 at Dallas
Lionel Taylor	7-169, 1 TD	Sept. 29, 1963 vs. Boston
Lionel Taylor	7-142, 2 TD	Oct. 6, 1963 vs. San Diego
Bob Scarpitto	4-134, 2 TD	Oct. 13, 1963 vs. Houston
Lionel Taylor	10-116, 1 TD	Dec. 15, 1963 at Oakland
Gene Prebola	4-106, 1 TD	Dec. 15, 1963 at Oakland
Lionel Taylor	8-149, 0 TD	Sept. 27, 1964 vs. Houston
Hewitt Dixon	4-109, 0 TD	Oct. 25, 1964 at Oakland
Hewitt Dixon	5-121, 1 TD	Nov. 1, 1964 at Kansas City
Al Denson	3-113, 1 TD	Nov. 1, 1964 at Kansas City
Lionel Taylor	13-112, 0 TD	Nov. 29, 1964 vs. Oakland
Bob Scarpitto	11-111, 1 TD	Dec. 20, 1964 at Houston
Bob Scarpitto	5-108, 2 TD	Sept. 11, 1965 at San Diego
Lionel Taylor	9-172, 1 TD	Sept. 19, 1965 vs. Buffalo
Lionel Taylor	7-114, 0 TD	Nov. 7, 1965 vs. San Diego
Lionel Taylor	11-141, 2 TD	Nov. 21, 1965 vs. Oakland
Lionel Taylor	8-164, 0 TD	Dec. 5, 1965 at Oakland
Wendell Hayes	5-126, 1 TD	Dec. 5, 1965 at Oakland
Al Denson	5-158, 1 TD	Oct. 2, 1966 vs. Houston
Charlie Mitchell	4-126, 1 TD	Dec. 4, 1966 vs. Miami
Bob Scarpitto	5-123, 3 TD	Dec. 18, 1966 at Buffalo
Al Denson	4-131, 2 TD	Sept. 3, 1967 vs. Boston
Al Denson	7-134, 1 TD	Sept. 24, 1967 vs. New York Jets
Eric Crabtree	6-123, 1 TD	Oct. 22, 1967 vs. San Diego
Al Denson	4-107, 1 TD	Oct. 29, 1967 at Kansas City
Al Denson	7-102, 2 TD	Nov. 19, 1967 at Buffalo
Eric Crabtree	8-107, 1 TD	Nov. 23, 1967 at San Diego
Eric Crabtree	6-129, 1 TD	Dec. 17, 1967 vs. Kansas City
Al Denson	8-115, 0 TD	Sept. 15, 1968 at Cincinnati
Eric Crabtree	7-113, 0 TD	Sept. 22, 1968 at Kansas City
Eric Crabtree	5-148, 1 TD	Oct. 13, 1968 at New York Jets
Jimmy Jones	8-128, 2 TD	Oct. 20, 1968 at San Diego
Floyd Little	4-165, 1 TD	Nov. 24, 1968 vs. Buffalo
Al Denson	6-131, 2 TD	Dec. 8, 1968 at Oakland
Mike Haffner	4-122, 0 TD	Dec. 14, 1968 vs. Kansas City
Al Denson	6-138, 1 TD	Sept. 28, 1969 at Buffalo
Mike Haffner	6-102, 1 TD	Oct. 26, 1969 at Houston
Al Denson	6-140, 2 TD	Nov. 23, 1969 at San Diego
John Embree	9-122, 1 TD	Nov. 23, 1969 at San Diego
Jerry Simmons	6-153, 0 TD	Nov. 21, 1971 at Kansas
Rod Sherman	4-110, 0 TD	Sept. 17, 1972 vs. Houston
Jerry Simmons	6-118, 1 TD	Oct. 22, 1972 at Oakland
Bobby Anderson	13-143, 0 TD	Sept. 10, 1973 vs. Chicago
Riley Odoms	5-114, 1 TD	Nov. 4, 1973 at St. Louis
Haven Moses	5-108, 2 TD	Nov. 25, 1973 vs. Kansas City
Haven Moses	5-132, 0 TD	Oct. 13, 1974 vs. New Orleans
Floyd Little	7-127, 0 TD	Oct. 20, 1974 vs. San Diego
Riley Odoms	7-125, 0 TD	Nov. 18, 1974 vs. Kansas City
Rick Upchurch	3-153, 1 TD	Sept. 21, 1975 vs. Kansas City
Haven Moses	5-168, 2 TD	Jan. 1, 1978 vs. Oakland
Haven Moses	5-115, 0 TD	Nov. 12, 1978 at Cleveland
Haven Moses	5-101, 1 TD	Nov. 19, 1978 vs. Green Bay
Riley Odoms	7-165, 2 TD	Dec. 10, 1978 vs. Kansas City
Haven Moses	5-116, 1 TD	Dec. 16, 1978 vs. Pittsburgh
Riley Odoms	5-125, 0 TD	Sept. 23, 1979 vs. Seattle
Haven Moses	4-107, 1 TD	Oct. 14, 1979 at Kansas City
Haven Moses	5-133, 1 TD	Oct. 22, 1979 at Pittsburgh
Haven Moses	7-114, 0 TD	Oct. 28, 1979 vs. Kansas City
Riley Odoms	5-103, 1 TD	Sept. 21, 1980 vs. San Diego
Haven Moses	6-141, 0 TD	Dec. 14, 1980 vs. Oakland
Haven Moses	8-128, 1 TD	Dec. 14, 1980 vs. Oakland
Riley Odoms	7-143, 3 TD	Sept. 20, 1981 vs. Baltimore
Steve Watson	8-178, 2 TD	Sept. 27, 1981 vs. San Diego
Steve Watson	5-182, 2 TD	Oct. 11, 1981 vs. Detroit
Rick Upchurch	5-138, 0 TD	Oct. 18, 1981 at Kansas City
Steve Watson	5-102, 1 TD	Nov. 22, 1981 at Cincinnati
Steve Watson	2-103, 0 TD	Dec. 6, 1981 vs. Kansas City
Rick Upchurch	6-102, 2 TD	Dec. 20, 1981 at Chicago
Steve Watson	5-101, 1 TD	Dec. 5, 1982 vs. Atlanta
Steve Watson	10-183, 0 TD	Dec. 12, 1982 at Los Angeles Rams
Steve Watson	6-161, 1 TD	Sept. 11, 1983 at Baltimore
Steve Watson	8-119, 0 TD	Oct. 16, 1983 vs. Cincinnati
Steve Watson	6-121, 1 TD	Oct. 30, 1983 vs. Kansas City
Rick Upchurch	6-143, 0 TD	Oct. 30, 1983 vs. Kansas City
Steve Watson	7-110, 1 TD	Nov. 6, 1983 at Seattle

## 100-YARD RECEIVING GAMES (Continued)

Steve Watson	4-119, 1 TD	Nov. 20, 1983 vs. Seattle
Clint Sampson	3-101, 2 TD	Dec. 4, 1983 vs. Cleveland
Steve Watson	7-111, 1 TD	Oct. 7, 1984 at Detroit
Butch Johnson	9-156, 2 TD	Nov. 4, 1984 vs. New England
Steve Watson	8-134, 1 TD	Nov. 4, 1984 vs. New England
Steve Watson	5-1223, 2 TD	Nov. 18, 1984 vs. Minnesota
Steve Watson	11-177, 1 TD	Dec. 30, 1984 vs. Pittsburgh*
Vance Johnson	6-116, 1 TD	Dec. 14, 1985 vs. Kansas City
Vance Johnson	5-121, 1 TD	Jan. 25, 1987 vs. New York Giants*
Bobby Micho	9-105, 2 TD	Oct. 18, 1987 at Kansas City
Vance Johnson	5-115, 1 TD	Nov. 22, 1987 at L.A. Raiders
Ricky Nattiel	45-118, 1 TD	Nov. 29, 1987 at San Diego
Vance Johnson	4-105, 0 TD	Jan. 10, 1988 vs. Houston*
Mark Jackson	4-134, 1 TD	Jan. 17, 1988 vs. Cleveland*
Vance Johnson	7-134, 0 TD	Sept. 26, 1988 vs. L.A. Raiders
Ricky Nattiel	3-102, 1 TD	Oct. 23, 1988 at Pittsburgh
Mark Jackson	6-140, 2 TD	Nov. 27, 1988 vs. L.A. Rams
Mark Jackson	7-145, 0 TD	Dec. 4, 1988 at L.A. Raiders
Mark Jackson	7-137, 1 TD	Dec. 11, 1988 at Seattle
Vance Johnson	5-145, 1 TD	Oct. 1, 1989 at Cleveland
Vance Johnson	5-145, 1 TD	Oct. 1, 1989 at Cleveland
Michael Young	6-137, 0 TD	Oct. 22, 1989 at Seattle
Vance Johnson	9-148, 1 TD	Oct. 29, 1989 vs. Philadelphia
Vance Johnson	6-154, 2 TD	Nov. 26, 1989 vs. Seattle
Mark Jackson	5-111, 0 TD	Jan. 7, 1990 vs. Pittsburgh*
Michael Young	2-123, 1 TD	Jan. 14, 1990 vs. Cleveland*
Vance Johnson	6-150, 0 TD	Sept. 17, 1990 vs. Kansas City
Vance Johnson	9-120, 0 TD	Sept. 23, 1990 vs. Seattle
Mark Jackson	6-127, 1 TD	Oct. 21, 1990 at Indianapolis
Mark Jackson	7-111, 0 TD	Oct. 6, 1991 at Houston
Vance Johnson	7-100, 0 TD	Jan. 12, 1991 at Buffalo*
Shannon Sharpe	9-118, 0 TD	Oct. 4, 1992 vs. Kansas City
Mark Jackson	5-113, 2 TD	Oct. 25, 1992 at San Diego
Arthur Marshall	5-134, 1 TD	Nov. 8, 1992 vs. N.Y. Jets
Shannon Sharpe	3-108, 1 TD	Nov. 15, 1992 vs. N.Y. Giants
Shannon Sharpe	7-109, 1 TD	Dec. 12, 1992 at Buffalo
Derek Russell	6-104, 0 TD	Sept. 12, 1993 at Kansas City
Vance Johnson	10-148, 1 TD	Oct. 10, 1993 at Green Bay
Derek Russell	5-111, 0 TD	Oct. 18, 1993 vs. L.A. Raiders
Shannon Sharpe	7-104, 0 TD	Nov. 14, 1993 vs. Minnesota
Shannon Sharpe	6-115, 2 TD	Jan. 2, 1994 at L.A. Raiders
Shannon Sharpe	13-156, 1 TD	Jan. 9, 1994 at L.A. Raiders*
Mike Pritchard	5-119, 1 TD	Sept. 4, 1994 vs. San Diego
Mike Pritchard	9-100, 0 TD	Sept. 11, 1994 at New York Jets
Anthony Miller	6-105, 1 TD	Sept. 11, 1994 at New York Jets
Shannon Sharpe	6-121, 1 TD	Oct. 23, 1994 at San Diego
Anthony Miller	6-102, 1 TD	Nov. 20, 1994 vs. Atlanta
Cedric Tillman	8-175, 0 TD	Nov. 20, 1994 vs. Atlanta
Anthony Miller	5-116, 1 TD	Nov. 27, 1994 vs. Cincinnati
Anthony Miller	6-153, 0 TD	Dec. 4, 1994 at Kansas City
Anthony Miller	3-118, 0 TD	Dec. 17, 1994 at San Francisco

## \*Postseason

**TOTALS**—Lionel Taylor 24, Steve Watson 16 (includes one postseason game), Vance Johnson 12 (includes three postseason games), Al Denson 10, Mark Jackson 10 (includes two postseason games), Haven Moses 10 (includes one postseason game), Riley Odoms 6, Shannon Sharpe 6 (includes one postseason game), Eric Crabtree 5, Al Frazier 4, Anthony Miller 4, Bob Scarpitto 4, Rick Upchurch 4, Al Carmichael 3, Floyd Little 2, Ricky Nattiel 2, Mike Pritchard 2, Derek Russell 2, Jerry Simmons 2, Michael Young 2 (includes one postseason game), Bobby Anderson 1, John Embree 1, Wendell Jones 1, Arthur Marshall 1, Bobby Micho 1, Charlie Mitchell 1, Gene Prebola 1, Clint Sampson 1, Rod Sherman 1, Donnie Stone 1, Jerry Tarr 1, Cedric Tillman 1.

## Most 100-yard games, season

- 7 — Lionel Taylor, 1960
- 5 — Anthony Miller, 1994
- 5 — Steve Watson, 1983
- 5 — Steve Watson, 1981
- 4 — Mark Jackson, 1988
- 4 — Al Denson, 1967
- 4 — Lionel Taylor, 1965

## Most consecutive 100-yard games

- 3 — Anthony Miller, 11/20/94, 11/27/94 and 12/4/94
- 3 — Mark Jackson, 11/27/88, 12/4/88 and 12/11/88
- 3 — Lionel Taylor, 9/24/61, 10/1/61 and 10/8/61

## PUNTING

No.	Game	Season	Career
	12—Prestridge at Buffalo 10/25/81	105—Scarpitto, 1967	547—Van Heusen, 1968-76
	12—Scarpitto at Oakland 9/10/67	96—Norman, 1984	377—Prestridge, 1979-83
	12—Van Heusen vs. Cincinnati 10/6/68	96—Ditts, 1978	374—Horan, 1986-92
		92—Norman, 1985	
Avg.	(Min. of 4 punts)	(Min. of 50 punts)	(Min. of 50 punts)
	57.2—Horan vs. L.A. Raiders 9/26/88	46.1—Fraser, 1963	45.2—Fraser, 1962-64
	56.6—Norman vs. Seattle 11/25/84	45.8—Scarpitto, 1966	44.4—Scarpitto, 1965-67
	55.8—Horan vs. San Diego 12/16/90	45.1—Van Heusen, 1973	42.5—Horan, 1986-92

## Other Punting Records

**Longest punt**—83—Norman vs. Kansas City, 9/23/84  
 78—Van Heusen vs. Dallas, 12/2/73  
 75—Fraser at Oakland, 10/14/62  
 75—Fraser vs. Boston, 11/11/62  
 73—Ditts vs. New York Jets, 11/5/78  
 73—Scarpitto vs. Boston, 9/3/67

## INTERCEPTIONS

No.	Game	Season	Career
	4—Brown vs. New York 11/15/64	11—Gonsoulin, 1960	44—Foley, 1976-86
	4—Gonsoulin at Buffalo 9/18/60	9—Brown, 1964	43—Gonsoulin, 1960-66
	3—Six times	7—Five players	40—Thompson, 1969-81
Return yards			
	93—Gradishar at Cleveland, 10/5/80	179—Harden, 1986	784—Thompson, 1969-81
	91—Brown vs. New York 11/15/64	153—Wilson, 1967	643—Harden, 1980-88
	73—T. Jackson vs. Baltimore 11/27/77	140—Brown, 1964	622—Foley, 1976-86

## Other Interception Records

**Best interception return average, career (10 or more interceptions)**—  
 23.7, Henderson, 1989-92  
 19.8, Atwater, 1989-94  
 19.6, Thompson, 1969-81  
 19.5, Harden, 1980-88

## Longest scoring interception return—

93, Gradishar at Cleveland, 10/5/80  
 73, T. Jackson vs. Baltimore, 11/27/77  
 70, Wilson vs. Kansas City, 12/17/67

## Longest non-scoring interception return—

70, Moore at Boston 11/20/64  
 68, Atwater vs. San Diego 9/12/93  
 65, Alliston at Buffalo 9/18/60  
 65, Foley-Gradishar-Wright, vs. New York Giants.  
 11/14/76 (Foley intercepted and returned 23, lateral to Gradishar for 10, lateral to Wright for 32).  
 65, D. Smith at Chicago 12/20/81

## QUARTERBACK SACKS

(Compiled since 1968)

No.	Game	Season	Career
	4—Fletcher, at Minnesota 11/4/90	16—Fletcher, 1992	92.5—Fletcher, 1985-94
	4—Mecklenburg, vs. New Orleans, 9/15/85	13.5—Fletcher, 1993	79.5—Mecklenburg, 1983-94
	4—Mecklenburg, at Pittsburgh, 12/1/85	13.5—Fletcher, 1991	73.5—R. Jones, 1980-88
		13.5—Jones, 1986	72—Chavous, 1973-85
		13—Mecklenburg, 1985	66.5—P. Smith, 1968-78
			46—Alzado, 1971-78

## PUNT RETURNS

No.	Game	Season	Career
	8—Upchurch at Baltimore 10/22/78	51—Upchurch, 1977	248—Upchurch, 1975-83
	7—Willhite vs. New England 9/28/86	42—Willhite, 1986	157—Thompson, 1969-81
	7—Thompson at Kansas City 10/6/74	41—Milburn, 1994	101—Willhite, 1982-88
	7—Upchurch vs. San Diego 11/30/75	41—Manning, 1981	
Return yards			
	167—Upchurch vs. Pittsburgh 11/6/77	653—Upchurch, 1977	3008—Upchurch, 1975-83
	144—Clark vs. San Diego 12/27/87	536—Upchurch, 1976	1814—Thompson, 1969-81
	125—Upchurch vs. Cleveland 9/26/76	493—Upchurch, 1978	1010—Willhite, 1982-88
Average		(10 or more returns)	(15 or more returns)
		16.88—Little, 1967	12.13—Upchurch, 1975-83
		16.13—Upchurch, 1982	11.89—Mingo, 1960-64
		13.74—Upchurch, 1976	11.55—Thompson, 1969-81
		13.69—Upchurch, 1978	

## Other Punt Returns

## Longest scoring punt return—

92, Upchurch vs. San Diego 10/3/76  
 87, Upchurch vs. Pittsburgh 11/6/77  
 78, Upchurch vs. Kansas City 12/19/82  
 76, Mingo at Boston 9/9/60

## Longest non-scoring punt return—

60, Thompson at Baltimore 11/10/74  
 59, Thompson vs. New England 12/17/72  
 54, Milburn vs. Tampa Bay 12/26/93  
 54, Mitchell at Buffalo 9/20/64

## KICKOFF RETURNS

No.	Game	Season	Career
	7—Milburn at L.A. Raiders 12/11/94	47—Barry, 1964	104—Bell, 1986-89
	7—Bell at Pittsburgh 10/23/88	40—Brunson, 1980	104—Little, 1967-75
	7—Barry at Kansas City 11/1/64	40—Upchurch, 1975	95—Upchurch, 1975-83
		37—Milburn, 1994	
		37—Mitchell, 1963	
Return yards			
	201—R. Montgomery at San Diego 9/24/72	1245—Barry, 1964	2523—Little, 1967-75
	197—Upchurch vs. Cleveland 10/19/75	1084—Upchurch, 1975	2355—Upchurch, 1975-83
	185—Little at Miami 9/17/67	954—Mitchell, 1963	2218—Bell, 1986-89
Average		(14 or more returns)	(40 or more returns)
		28.50—Thompson, 1969	26.28—Haynes, 1965-66
		28.47—Sellers, 1966	25.42—Barry, 1964-65
		28.00—Frazier, 1961	25.13—Thompson, 1969-81
			24.79—Upchurch, 1975-83

## Other Kickoff Return Records

## Longest scoring kickoff return—

100, Sellers vs. Houston 10/2/66  
 100, Wilson at Kansas City 10/8/66  
 94, Montgomery at San Diego 9/24/72

## Longest non-scoring kickoff return—

89, Little vs. Oakland 11/10/68  
 88, Montgomery at Oakland 10/22/72  
 77, Scott vs. Kansas City 10/23/66



## SCORING

Game	Season	Career
<b>TDs</b> 3—13 times*	14—Winder, 1986 13—Little, 1972 13—Little, 1973 13—Watson, 1981	54—Little, 1967-75 48—Winder, 1982-90 45—Moses, 1972-81 44—Odoms, 1972-83 44—Taylor, 1960-66
*Taylor vs. Buffalo, 11/27/60; Stone at San Diego, 11/4/62; Scarpitto at Buffalo, 12/18/66; Little vs. Minnesota, 10/15/72; Little vs. Cincinnati, 9/16/73; Moses at Houston, 10/14/73; Keyworth vs. Kansas City, 11/18/74; Armstrong vs. Houston, 12/8/74; Watson vs. Baltimore, 9/20/81; Willhite vs. Dallas, 10/5/86; Willhite vs. Kansas City, 11/16/86; Green vs. San Diego, 9/22/91; Sharpe vs. Kansas City, 12/12/94.		
<b>FG</b> 5—Karlis vs. Seattle 11/20/83 5—Mingo vs. San Diego 10/6/83 4—14 times (Turner 3, Mingo 3, Steinfert 2, Karlis 2, Treadwell 2, Elam, Howfield, Kroner)	30—Elam, 1994 27—Treadwell, 1991 27—Treadwell, 1989 27—Mingo, 1962 26—Elam, 1993 26—Steinfert, 1980	151—Turner, 1971-79 137—Karlis, 1982-88 99—Treadwell, 1989-92
<b>FG Pct.</b> 1,000-many times	.846 — Karlis, 1982, (11 of 13) .840 — Karlis, 1983, (21 of 25) .833 — Treadwell, 1992, (20 of 24) .818 — Treadwell, 1989, (27 of 33)	.779 — Treadwell, 1989-92 .777 — Elam, 1993-94 .710 — Karlis, 1982-88 .672 — Steinfert, 1979-81 .648 — Turner, 1971-79
<b>PAT</b> 6 — 7 times (Turner 4, Karlis, Steinfert, Treadwell)	44 — Karlis, 1986 41 — Elam, 1993 41 — Karlis, 1985 40 — Turner, 1973 39 — Treadwell, 1989 38 — Karlis, 1984 37 — Turner, 1972 37 — Karlis, 1987	283 — Turner, 1971-79 244 — Karlis, 1982-88 132 — Treadwell, 1989-92 120 — Mingo, 1960-64
<b>PAT Pct.</b> 1,000-many times	1,000-11 times, (Turner 3, Kroner 2, Mingo, Howfield, Hill, Karlis, Treadwell, Elam)	.986 — Elam, 1993-94 .983 — Kroner, 1965-67 .979 — Howfield, 1968-70 .971 — Steinfert, 1979-81
<b>Points</b> 21 — Mingo at Los Angeles 10/10/60 20 — Scarpitto at Buffalo 12/18/66 20 — Mingo vs. San Diego 10/6/63	137 — Mingo, 1962 123 — Mingo, 1960 120 — Treadwell, 1989 119 — Elam, 1994 119 — Elam, 1993 112 — Treadwell, 1991	742 — Turner, 1971-79 655 — Karlis, 1982-88 429 — Treadwell, 1989-92 408 — Mingo, 1960-64

## Other Scoring Records

## Most consecutive games scoring —

69 — Karlis, 1984-88  
55 — Turner, 1971-74  
50 — Treadwell, 1989-92  
47 — Turner, 1975-78

## Longest field goal —

57 — Steinfert, vs. Washington 10/13/80  
55 — Steinfert, at Seattle, 12/21/80  
55 — Steinfert, vs. Dallas, 9/14/80  
54 — Elam, at San Diego, 10/23/94  
54 — Elam, vs. San Diego, 9/12/93  
53 — 7 times

## Most consecutive games scoring by a non-kicker —

6 — Taylor, 1960-61 (Last 4 games of 1960 and first 2 games of 1961)  
6 — Denson, 1969  
6 — Little, 1972  
6 — V. Johnson, 1987

## Most consecutive games scoring by rushing —

5 — Winder, 1985  
4 — L. Russell, 1994  
4 — Little, 1969  
4 — Keyworth, 1974  
3 — L. Russell, 1994  
3 — Hayes, 1965  
3 — Armstrong, 1974

## Most consecutive games scoring by reception —

6 — Taylor, 1960-61 (Last 4 games of 1960 and first 2 games of 1961)  
6 — Denson, 1969  
6 — V. Johnson, 1987  
5 — Watson, 1981  
4 — Scarpitto, 1963  
4 — Denson, 1967  
4 — Odoms, 1973  
4 — Upchurch, 1979

## Interception Returns for Touchdowns

Date	Opponent	Yards
Henderson 11/8/92	vs. New York Jets	46
Dimry 11/17/91	at Kansas City	26
Braxton 9/1/91	vs. Cincinnati	52
Henderson 11/22/90	at Detroit	49
Braxton 9/10/89	vs. Kansas City	34
Robbins 9/10/89	vs. Kansas City	18
Hunley 12/27/87	vs. San Diego	52
Haynes 12/6/87	vs. New England	14
Harden 11/2/86	at Los Angeles Raiders	40
Harden 9/21/86	at Philadelphia	32
Harden 12/1/85	at Pittsburgh	42
Foley 12/15/84	at Seattle	40
Woodard 10/7/84	at Detroit	27
Harden 9/23/84	vs. Kansas City	45
Robbins 9/16/84	at Cleveland	62
Latimer 11/23/80	vs. Seattle	15
Gradishar 10/5/80	at Cleveland	93
T. Jackson 11/5/78	vs. New York Jets	28
T. Jackson 11/27/77	vs. Baltimore	73
Wright 10/16/77	at Oakland	18
Jackson 11/14/76	at San Diego	46
Rowser 11/7/76	vs. Tampa Bay	32
Gradishar 11/7/76	vs. Tampa Bay	31
Rowser 9/19/76	vs. New York Jets	41
Gradishar 9/29/75	vs. Green Bay	44
Thompson 10/13/74	vs. New Orleans	38
Mitchell 10/28/73	at New York Jets	40
Thompson 10/14/73	at Houston	59
Forsberg 10/24/71	at Cleveland	40
Burrell 12/7/69	at Miami	38
Thompson 11/16/69	vs. Houston	57
Wilson 12/17/67	vs. Kansas City	70
Wilson 10/22/67	vs. San Diego	40
Sellers 9/3/67	vs. Boston	24
Bramlett 11/14/65	at Houston	25
Wilson 11/7/65	vs. San Diego	65
Griffin 10/17/65	vs. Houston	44
Janik 11/1/64	at Kansas City	22
Gonsoulin 10/6/63	vs. San Diego	43
McMillin 11/22/62	vs. New York	59
McGeever 10/5/62	vs. Oakland	48
Gonsoulin 10/5/62	vs. Oakland	64
Zeman 9/30/62	at New York	30
Yelverton 10/2/60	vs. Oakland	20
Pyeatt 9/18/60	at Buffalo	40

## Other Defensive Returns For Touchdowns

Date	Opponent	Yards
Brooks (fumble) 9/6/92	vs. Los Angeles Raiders	54
Powers (fumble) 11/24/91	at Seattle	22
Mecklenburg (fumble) 9/23/90	vs. Seattle	2
Mecklenburg (fumble) 12/16/89	at Phoenix	23
Kragen (fumble) 12/9/90	at Kansas City	17
Townsend (fumble) 11/16/86	vs. Kansas City	7
Woodard (fumble) 9/7/86	vs. Los Angeles Raiders	12
Wright (blocked FG) 11/17/85	vs. San Diego	60
Smith (fumble) 11/4/84	vs. New England	64
Wright (fumble) 10/15/84	vs. Green Bay	27
Foley (fumble) 10/15/84	vs. Green Bay	22
Jones (fumble) 10/7/84	at Detroit	5
Chavous (fumble) 11/13/83	at L.A. Raiders (recovered in end zone)	
Thompson (fumble) 9/14/80	vs. Dallas	32
Wright (fumble - lateral from Gradishar) 12/27/79	at Buffalo	86
Swenson (fumble) 11/18/79	at San Francisco	88
Naima (blocked punt) 11/11/79	vs. New England	22
Carter (fumble) 11/11/79	vs. New England	2
Thompson (fumble - by Swenson) 10/14/79	at Kansas City	2
Gradishar (fumble) 12/3/78	at Oakland	30
Thompson (fumble) 11/5/78	vs. New York Jets	4
Polti (fumble-lateral from Swenson) 11/7/76	vs. Tampa Bay	26
Jones (fumble) 9/23/76	vs. Cleveland	43
Smith (fumble) 11/23/75	at Atlanta	
Thompson (fumble) 10/22/73	vs. Oakland	80
Bramlett (blocked FG) 11/27/66	vs. San Diego	86
Griffin (blocked Punt) 10/17/65	vs. Houston	10
Bramlett (fumble) 9/24/65	at Boston (recovered in end zone)	
McMillin (fumble) 11/8/64	vs. San Diego (recovered in end zone)	
Cooke (fumble) 11/1/64	at Kansas City	46
McFadin (fumble) 10/13/63	vs. Houston	6
McMillin (fumble) 12/9/62	at Dallas	9
McFadin (fumble) 11/22/62	vs. New York	69
Gavin (blocked punt) 12/10/61	at Dallas	23

## TEAM — SEASON

## Most consecutive victories —

- 10 — 1984  
 8 — 1976-77 (Last 2 games of 1976 and first 6 games of 1977), and 1985-86 (Last 2 games of 1985 and first 6 games of 1986).  
 6 — 1977  
 4 — 1962, 1979, 1981, 1983, 1985, 1987, 1988-89 (Last game of 1988 and first 3 games of 1989) and 1989, 1991 (Last four games), 1994  
 3 — 13 times

## Most consecutive games without a loss —

- 10 — 1984  
 8 — 1976-77, 1985-86  
 7 — 1973  
 6 — 1977

## Most consecutive home victories —

- 12 — 10/16/83 through 11/18/84  
 9 — 11/6/77 through 10/16/89 (includes playoffs)  
 8 — 9/6/81 through 12/13/81  
 6 — 11/7/76 through 10/9/77

## Most consecutive road victories —

- 7 — 12/12/76 through 12/4/77  
 3 — 9/30/62 through 11/4/62  
 2 — numerous times; last 10/9/94 through 10/23/94

## Most consecutive preseason victories —

- 9 — 8/22/81 through 8/20/83  
 7 — 8/14/76 through 8/20/77  
 4 — numerous times; last 8/11/79 through 8/9/80

## Most consecutive preseason home victories —

- 6 — 8/22/81 through 8/20/83  
 4 — twice; last 8/31/90 through 8/8/92

## Most consecutive preseason road victories —

- 3 — numerous times; last 8/15/87 through 8/3/88

## Most consecutive postseason home victories —

- 6 — 1/4/86 through present

## Most consecutive defeats —

- 11 — 1963-64  
 9 — 1967

## Most consecutive home defeats —

- 7 — 9/24/67 through 9/29/68  
 3 — three times; last 11/21/65 through 9/25/66

## Most consecutive road defeats —

- 12 — 11/9/63 through 9/11/65  
 6 — three times; last 10/12/92 through 12/27/92  
 5 — numerous times; last 10/23/88 through 12/11/88

## Most consecutive preseason losses —

- 6 — twice; last 8/17/68 through 8/16/69  
 5 — twice; last 8/21/65 through 8/12/66  
 4 — 8/23/63 through 8/14/64

## Most consecutive preseason home losses —

- 4 — 8/7/65 through 8/28/66  
 3 — 8/17/68 through 8/9/69  
 2 — numerous times; last 8/17/68 through 8/23/68

## Most consecutive preseason road losses —

- 7 — 8/25/90 through 8/16/93 (includes American Bowl game)  
 6 — twice; last 8/30/68 through 8/29/70  
 5 — twice; last 8/14/71 through 8/19/72

## Most consecutive games without victory —

- 14 — 1963-64  
 9 — 1967

## Most consecutive home games without victory —

- 7 — 9/24/67 through 9/29/68  
 7 — 11/1/70 through 10/10/71  
 6 — three times; last 11/21/65 9/25/66

## Most consecutive road games without victory —

- 17 — 12/2/62 9/11/65  
 6 — three times; last 10/12/92 through 12/27/92  
 5 — numerous times; last 10/23/88 through 12/11/88

## TEAM — GAME

## Largest margin of victory —

- 43 — vs. New York Jets 9/19/76 (46-3)  
 37 — at Phoenix 12/16/89 (37-0)  
 37 — vs. Oakland 10/5/62 (44-7)  
 35 — vs. New England 11/11/79 (45-10)  
 35 — vs. Tampa Bay 11/7/76 (48-13)

## Most points in one half —

- 38 — vs. Seattle 11/26/89  
 38 — vs. New England 11/11/79  
 38 — vs. Tampa Bay 11/7/76  
 35 — vs. Minnesota, 11/1 8/84  
 33 — vs. San Diego 10/6/63

## Most points in one quarter —

- 26 — at New York Jets 12/3/67  
 24 — vs. Buffalo 11/27/60  
 24 — vs. San Diego 10/6/63  
 24 — vs. Tampa Bay 11/7/76  
 24 — vs. New England 11/11/79  
 24 — vs. Seattle 11/26/89

## TEAM — OFFENSE

## Scoring

	Game	Season
Most Points	50 — vs. San Diego 10/6/63	380 — 1985
	48 — at Houston 10/14/73	379 — 1987
	48 — vs. Tampa Bay 11/7/76	378 — 1986
		373 — 1993
		362 — 1989

Fewest Points	0 — San Diego 37, Denver 0 — 10/29/61	148 — 1982
	0 — at Oakland 51, Denver 0 — 9/10/67	196 — 1966
	0 — at Kansas City 16, Denver 0 — 12/6/70	203 — 1971
	0 — at San Diego 17, Denver 0 — 12/15/74	240 — 1964
	0 — at San Diego 23, Denver 0 — 10/8/78	251 — 1961
	0 — at Chicago 27, Denver 0 — 9/9/84	
	0 — at New Orleans 42, Denver 0 — 11/20/88	
	0 — at Philadelphia 30, Denver 0 — 9/20/92	
	0 — at L.A. Raiders 24, Denver 0 — 11/22/92	

Most touchdowns	6 — 10 times	45 — 1987
	Most recent: vs. Cincinnati, 9/1/91	45 — 1986
		45 — 1985
		42 — 1993
		42 — 1984

Most field goals	5 — vs. San Diego 10/6/63	30 — 1994
	4 — 17 times	27 — 1991
		27 — 1989
		27 — 1962
		26 — 1993
		26 — 1980

## Total Offense

	Game	Season
Most plays	95 — at Green Bay 9/20/87 (OT)	1152 — 1985
	88 — at Seattle 10/29/78 (OT)	1112 — 1993
	86 — vs. San Diego 11/30/75	1077 — 1988
	86 — at Chicago 12/12/76	1071 — 1989
		1062 — 1981

Most total yards	543 — vs. New York Jets 9/19/76	5624 — 1987
	532 — vs. Kansas City, 11/18/74	5506 — 1988
	522 — at San Diego, 11/29/87	5496 — 1985
	507 — vs. Oakland, 12/14/80	5487 — 1994
		5461 — 1993

Avg. gain per play	8.56 — vs. San Diego 9/7/62	5.38 — 1972
	8.21 — at Houston 10/14/73	5.26 — 1987
	7.77 — vs. New England 12/17/72	5.21 — 1974

Fewest yards	5 — at Oakland 9/10/67	2837 — 1982
	26 — at Houston 9/3/66	3168 — 1966
	82 — at Philadelphia 9/20/92	3332 — 1964
		3811 — 1961

## Rushing Offense

	Game	Season
Rushing plays	60 — vs. San Diego 11/30/75	601 — 1978
	59 — at Chicago 12/12/76	554 — 1989
	59 — at Kansas City (OT) 9/24/78	524 — 1979
		523 — 1977

Rushing yards	356 — at Chicago 12/12/76	2451 — 1978
	328 — vs. San Diego 11/30/75	2157 — 1974
	292 — at Oakland 11/24/74	2093 — 1971
		2092 — 1989

Avg. gain per rush	7.17 — vs. San Diego 9/4/94	4.50 — 1972
	6.68 — vs. Dallas 10/30/60	4.44 — 1974
	6.64 — vs. Houston 9/17/72	4.15 — 1969
	6.59 — vs. Buffalo 11/19/61	

Fewest yards	13 — at Oakland 10/22/72	1018 — 1982
	20 — at Dallas 12/10/61	1091 — 1961
	26 — at Washington 10/12/92	1173 — 1966
		1195 — 1960

## Passing Offense

	Game	Season
Passes attempted	59 — at Green Bay 10/10/93	626 — 1994
	56 — at Los Angeles Raiders 12/26/82	617 — 1985
	56 — at Buffalo 9/15/72	581 — 1988
	56 — at Boston 9/21/62	568 — 1961
	55 — at Houston 12/20/64	559 — 1962

## TEAM RECORDS (Continued)

Passes completed	36 — vs. San Diego 9/4/94	388 — 1994
	35 — at Houston 12/20/64	350 — 1993
	33 — at Green Bay 10/10/93	329 — 1985
	32 — vs. Kansas City 11/18/74	324 — 1988
	31 — vs. Houston 11/6/60	306 — 1986
Passes had intercepted	8 — at Houston 12/2/62	45 — 1961
	6 — 6 times	40 — 1962
Completion percentage	.917 — at L.A. Raiders 11/2/86	.633 — 1993
	.875 — vs. San Diego 9/27/81	.620 — 1994
	.870 — vs. Kansas City 12/10/78	.596 — 1981
		.582 — 1982
		.579 — 1990
Touchdown passes	5 — vs. Minnesota 11/18/84	27 — 1993
	5 — vs. Buffalo 10/28/62	27 — 1981
	4 — 11 times	24 — 1988
		24 — 1987
Net yards passing	459 — vs. Kansas City 11/18/74	4017 — 1994
	431 — vs. Oakland 12/14/80	3691 — 1988
	428 — at Buffalo 9/15/62	3654 — 1987
		3645 — 1985
		3538 — 1986
Fewest net yards	-53 — at Oakland 9/10/67	1682 — 1967
	-7 — at Houston 9/3/66	1819 — 1982
	1 — at Pittsburgh 9/4/83	1995 — 1966
Fewest times sacked	0 — Many times	22 — 1971
		24 — 1982
		24 — 1965
		27 — 1973
Most times sacked	11 — vs. Buffalo 12/13/64	63 — 1963
	11 — vs. Oakland 11/5/67	61 — 1981
	10 — at Oakland 12/8/75	61 — 1964
	10 — at Oakland 10/31/76	58 — 1967
Most yardage lost by sacks	95 — vs. Oakland 11/5/67	590 — 1963
	84 — vs. Buffalo 12/13/64	520 — 1964
	78 — vs. Boston 9/29/63	508 — 1967
	78 — vs. Kansas City 12/14/68	

## First Downs

Game	Season
Most first downs	34 — vs. Kansas City 11/18/74
	31 — at San Diego 11/29/87
	31 — vs. Houston 10/6/85
	31 — vs. New York Jets 9/19/76
	323 — 1990
First downs rushing	19 — vs. San Diego 11/30/75
	19 — at Chicago 12/12/76
	17 — at Seattle 10/29/78 (OT)
First downs passing	25 — vs. Kansas City 11/24/74
	23 — at Houston 12/20/64
	22 — vs. Oakland 12/14/80
	184 — 1986
First downs penalty	11 — vs. Houston 10/6/85
	7 — vs. L.A. Raiders 9/7/86
	6 — vs. Houston 9/7/64
	5 — 14 times
Fewest first downs	0 — at Houston 9/3/66
	3 — at Oakland 9/10/67
	4 — at Philadelphia 9/20/92
	7 — three times

## Punts

Game	Season
Most punts	12 — at Oakland 9/10/67
	12 — vs. Cincinnati 10/6/68
	12 — at Buffalo 10/25/81
	96 — 1978
Fewest punts	0 — at Minnesota, 11/4/90
	0 — vs. Dallas 10/8/61
	1 — 6 times
	60 — 1990
	60 — 1972
	63 — 1975

## TEAM RECORDS (Continued)

Best average	(Min. of 4 punts)	
	57.20 — vs. L.A. Raiders 9/26/88	45.2 — 1966
	56.60 — vs. Seattle 11/25/84	45.1 — 1973
	55.80 — vs. San Diego 12/16/90	45.0 — 1982
	55.00 — at New England, 12/1/91	
Poorest average		35.1 — 1976
		36.4 — 1978
		37.3 — 1960
Best net average (category originated in 1976)	(Min. of 4 punts)	
	52.8 — vs. L.A. Raiders 9/26/88	38.5 — 1990
	52.3 — at Houston 12/4/77	37.9 — 1988
	48.3 — vs. San Francisco 9/19/82	37.8 — 1982
		37.7 — 1992

## Punt Returns

	Game	Season
Most returns	8 — at Buffalo 9/20/70	63 — 1970
	8 — at Kansas City 10/6/74	58 — 1977
	8 — vs. San Diego 11/30/75	51 — 1976
	8 — at Baltimore 10/22/78	51 — 1978
	8 — vs. San Diego, 12/27/87	51 — 1981
Most return yards	167 — vs. Pittsburgh 11/6/77	712 — 1977
	150 — vs. San Diego 12/27/87	640 — 1976
	128 — vs. San Francisco 9/19/82	582 — 1978
Best average		14.5 — 1982
		13.5 — 1967
		12.9 — 1963

## Kickoff Returns

	Game	Season
Most returns	10 — at Indianapolis 10/31/88	78 — 1963
	10 — vs. Boston 10/4/64	76 — 1964
	10 — at San Diego, 12/22/63	75 — 1994
		71 — 1965
Most return yards	295 — vs. Boston 10/4/64	1801 — 1963
	289 — vs. Kansas City 9/7/63	1758 — 1964
	238 — at Kansas City 10/8/63	1731 — 1965
Best average		26.9 — 1966
		25.3 — 1967
		24.5 — 1975

## Fumbles

	Game	Season
Most fumbles	6 — 6 times	40 — 1961
		36 — 1966
		36 — 1984
Most fumbles lost	5 — vs. Cleveland 10/19/75	23 — 1961
	5 — vs. Chicago 9/30/73	19 — 1983
	4 — 8 times	18 — 4 times
Fewest fumbles	0 — Many times	15 — 1969
		21 — 1973
		23 — 4 times
Fewest fumbles lost	0 — Many times	8 — 1985
		8 — 1964
		9 — 1969
		9 — 1973

## Penalties

	Game	Season
Most penalties	15 — vs. Tampa Bay 11/7/76	132 — 1978
	14 — at Kansas City 9/20/93	116 — 1979
	14 — vs. Oakland 10/17/76	112 — 1993
	14 — at N. Y. Jets 10/28/73	108 — 1990
Most yards penalized	160 — vs. Tampa Bay 11/7/76	1097 — 1978
	134 — vs. Pittsburgh 11/6/77	1006 — 1979
	132 — vs. Oakland 10/17/76	986 — 1976
Fewest penalties	0 — at Chicago 12/18/93	48 — 1967
	0 — vs. Kansas City 12/17/67	54 — 1960
	1 — 14 times	54 — 1982
Fewest yards penalized	0 — at Chicago 12/18/93	501 — 1960
	0 — vs. Kansas City 12/17/67	512 — 1967
	0 — at Boston 9/21/62	516 — 1982
	5 — 5 times	



## TEAM — DEFENSE

## Total Defense

Game	Season
Fewest plays allowed	
40 — vs. San Diego 10/6/63	616 — 1982
42 — vs. Green Bay 12/30/90	826 — 1971
42 — vs. San Diego 11/30/75	838 — 1970
	847 — 1963
Fewest yards allowed	
60 — at Cleveland 10/24/71	3169 — 1982
66 — vs. Chicago 12/5/71	3705 — 1970
70 — vs. San Diego 11/2/69	3722 — 1976
Lowest yield per play	
1.12 — vs. Chicago 12/5/71	4.01 — 1977
1.25 — vs. San Diego 11/2/69	4.14 — 1976
1.30 — at Cleveland 10/24/71	4.38 — 1978

## Rushing Defense

Game	Season
Fewest rushes allowed	
10 — at San Diego 11/29/87	293 — 1982
10 — at San Diego 10/12/86	384 — 1965
11 — at N. Y. Jets 12/3/67	397 — 1993
	409 — 1970
Fewest yards allowed	
0 — at Kansas City 12/19/65	935 — 1982
18 — vs. Pittsburgh 9/27/70	1337 — 1965
20 — at San Diego 10/2/88	1351 — 1970
	1418 — 1993
	1530 — 1977
Lowest yield per rush	
0.00 — at Kansas City 12/19/65	3.19 — 1982
0.64 — vs. Pittsburgh 9/27/70	3.26 — 1977
1.47 — at Cincinnati 12/14/69	3.30 — 1970

## Passing Defense

Game	Season
Fewest attempts by opponents	
10 — at Kansas City (OT) 9/24/78	307 — 1982
12 — at Kansas City 10/18/81	348 — 1975
13 — at Minnesota 11/4/90	356 — 1971
Fewest completions by opponents	
2 — at Chicago 12/12/76	150 — 1971
5 — at Green Bay 9/26/71	172 — 1982
5 — vs. Dallas 10/8/61	181 — 1975
Lowest completion percentage allowed	
.118 — at Chicago 12/12/76	.421 — 1971
.226 — vs. Chicago 12/5/71	.448 — 1961
.259 — at Cleveland 10/24/71	.459 — 1965
Fewest net yards allowed	
-7 — vs. Chicago 12/5/71	1985 — 1971
18 — at Kansas City 12/6/70	2026 — 1976
33 — vs. Kansas City 10/4/70	2032 — 1975
Fewest TD passes allowed	
0 — Many times	8 — 1976
	9 — 1978
	11 — 1979
	11 — 1977
Highest percentage interception of opponent passes	
	.073 — 1964
	.071 — 1978
	.070 — 1960
Most opponent passes intercepted	
7 — at Oakland 10/16/77	32 — 1964
6 — 4 times	31 — 1984
	31 — 1978
Most yards interceptions returns	
133 — at Buffalo 9/18/60	510 — 1984
117 — vs. Oakland 10/5/62	491 — 1977
111 — vs. San Diego 12/27/87	483 — 1962
111 — at Detroit 10/7/84	
Most sacks	
10 — at Cincinnati 10/19/69	57 — 1984
9 — vs. Chicago 12/5/71	52 — 1991
9 — vs. Buffalo 11/19/61	50 — 1970
	50 — 1992
Most yardage by sacks	
95 — vs. New York 11/15/64	459 — 1986
86 — vs. Seattle 11/26/89	456 — 1970
76 — vs. Kansas City 10/4/70	447 — 1964
75 — vs. New England 12/17/72	
Lowest yield per pass attempt	
	5.00 — 1964
	5.49 — 1961
	5.52 — 1972
Lowest yield per pass completion	
	10.60 — 1976
	10.64 — 1972
	10.67 — 1979

## TEAM DEFENSE RECORDS (Continued)

## Punting

Game	Season
(4 or more punts)	
Lowest opponent average	
30.0 — vs. Buffalo 11/27/60	37.3 — 1976
30.3 — at Minnesota (OT) 9/11/78	39.0 — 1960
30.4 — at Houston 10/26/69	39.4 — 1982

## Punt Returns

Game	Season
Lowest opponent average	
	4.81 — 1978
	6.13 — 1968
	7.03 — 1969
	7.05 — 1994

## Kickoff Returns

Game	Season
Lowest opponent average	
	17.14 — 1961
	17.44 — 1989
	17.68 — 1991
	17.76 — 1993
	17.91 — 1983

## Fumbles

Game	Season
Most opponent fumbles recovered	
6 — at Buffalo 12/2/79	24 — 1984
5 — at Boston 11/6/66	23 — 1981
5 — vs. Buffalo 12/13/64	22 — 1989
5 — at Oakland 10/14/62	21 — 1983
	21 — 1964

Fewest opponent fumbles recovered	
0 — Many times	7 — 1982
	10 — 1991
	11 — 1974
	12 — 1985
	12 — 1980
	12 — 1972
	12 — 1968
	12 — 1967

## First Downs

Game	Season
Fewest opponent first downs	
3 — vs. San Diego 11/30/75	176 — 1982
5 — at Chicago 12/12/76	199 — 1970
6 — vs. Oakland 11/20/66	206 — 1971
6 — at Cleveland 10/24/71	217 — 1977

Fewest opponent first downs rushing	
1 — vs. New England, 12/1/91	53 — 1982
1 — at Phoenix 12/16/89	67 — 1970
1 — vs. Pittsburgh 11/5/89	77 — 1977
1 — vs. Cincinnati 12/14/69	81 — 1991
1 — at Cleveland 10/24/71	
1 — at Los Angeles 12/12/72	

Fewest opponent first downs passing	
1 — San Diego 11/30/75	91 — 1971
1 — at Chicago 12/12/76	104 — 1976
2 — Dallas 10/8/61	104 — 1982
	106 — 1975

Fewest opponent first downs penalty	
0 — Many Times	12 — 1968
	13 — 1993
	13 — 1984
	14 — 1991
	14 — 1989
	14 — 1970

## Penalties

Game	Season
Most opponent penalties	
15 — vs. Houston 10/6/85	138 — 1983
16 — vs. Chicago 10/16/78	134 — 1994
14 — at San Francisco 10/9/88	126 — 1986
14 — vs. Kansas City 10/17/94	118 — 1979
	116 — 1988

## TEAM DEFENSE RECORDS (Continued)

Most yards opponent penalized	188 — vs. Houston 10/6/85 147 — vs. Chicago 10/16/78 145 — at Seattle 12/8/79	1033 — 1979 1034 — 1986 1031 — 1994 956 — 1988
Fewest yards opponent penalized	0 — at Oakland 12/19/71 0 — at Miami 12/20/75 5 — Four times	516 — 1963 571 — 1982 573 — 1964 576 — 1966

## Scoring

Game	Season
Fewest points allowed	
0 — at Cleveland 9/27/92	148 — 1977
0 — at Phoenix 12/16/89	198 — 1978
0 — at San Diego 10/2/88	206 — 1976
0 — vs. San Diego 12/27/87	226 — 1982
0 — vs. Detroit 11/1/87	235 — 1991
0 — vs. Kansas City 9/23/84	
0 — at Oakland 10/4/81	
0 — vs. San Diego 10/7/79	
0 — vs. Cincinnati 9/2/79	
0 — vs. San Diego 10/3/76	
0 — vs. St. Louis 9/18/77	
0 — at San Diego 11/14/76	
0 — at Cleveland 10/24/71	
0 — vs. San Diego 11/2/69	
Most points allowed	
59 — vs. Cleveland 9/7/63	473 — 1963
56 — vs. Kansas City 10/23/66	438 — 1964
55 — vs. Houston 11/5/61	432 — 1961
55 — at San Diego 10/20/68	409 — 1967
Fewest touchdowns allowed	
0 — Many times	18 — 1977 21 — 1978 22 — 1991
Fewest field goals allowed	
0 — Many times	8 — 1977 12 — 1976 13 — 1961

## OPPONENT INDIVIDUAL RECORDS

## Total Offense

**MOST PLAYS** — 60, Joe Namath, at N. Y. Jets, 12/3/67. **YARDS GAINED** — 448, Len Dawson, at Kansas City, 11/1/64. **GAIN PER PLAY** — (10 or more plays) — 21.62, Jacky Lee, at Houston 11/29/60.

## Rushing

**MOST RUSHES** — 36, Earl Campbell, Houston, 11/2/80. **YARDS GAINED** — 192, Curt Warner, at Seattle, 12/20/86. **GAIN PER RUSH** (8 or more rushes) — 12.50, Abner Haynes, at Miami, 9/17/67 and 12.50 Booker Russell, vs. Oakland, 11/25/79. **LONGEST SCORING RUN** — 82, Joe Delaney, at Kansas City, 10/18/81. **LONGEST NON-SCORING RUN** — 76, Willmer Fowler, Buffalo, 11/27/60, and 76, Walter Payton, Chicago, 10/16/78.

## Passing

**ATTEMPTS** — 60, Joe Namath, at N. Y. Jets, 12/3/67. **COMPLETIONS** — 34, Joe Montana, vs. Kansas City, 10/17/94. **HAD INTERCEPTED** — 7, Ken Stabler, at Oakland, 10/16/77. **YARDS GAINED** — 435, Len Dawson, at Kansas City, 11/1/64. **COMPLETION PERCENTAGE** (10 or more passes) — .813, Bob Berry, at Atlanta, 11/26/72. **TOUCHDOWNS** — 6, Len Dawson, at Kansas City, 11/1/64. **LONGEST SCORING PLAY** — 92, Len Dawson to Tom Brooker, Dallas, 11/18/62. **LONGEST NON-SCORING PLAY** — 77, Tom Flores to Art Powell, Oakland, 11/29/64.

## Receiving

**RECEPTIONS** — 13, Andre Reed, at Buffalo, 9/18/89. **YARDS GAINED** — 213, Curtis McCClinton, at Kansas City, 12/19/65. **TOUCHDOWNS** — 4, Lance Alworth, San Diego, 12/1/68.

## Punting

**MOST PUNTS** — 11, Dennis Partee, San Diego, 11/30/75. **11**, Bob Parsons, at Chicago, 12/12/76. **AVERAGE** (4 or more punts) — 57.40, Steve O'Neal, New York, 9/21/69. **LONGEST PUNT** — 98, Steve O'Neal, N.Y., 9/21/69.

## Punt Returns

**MOST RETURNS** — 9, Rodger Bird, at Oakland, 9/10/67. **RETURN YARDS** — 143, Rodger Bird, at Oakland, 9/10/67. **LONGEST SCORING RETURN** — 82, Bobby Jancik, at Houston, 12/20/64. **LONGEST NON-SCORING RETURN** — 72, Greg Pruitt, at Cleveland, 10/27/74.

## Kickoff Returns

**MOST RETURNS** — 6, Cliff Austin, at Atlanta, 9/22/85. **RETURN YARDS** — 164, Dave Grayson, Kansas City, 10/1/64. **LONGEST SCORING RETURN** —

## OPPONENT INDIVIDUAL RECORDS (Continued)

106, Noland Smith, Kansas City, 12/17/67. **LONGEST NON-SCORING RETURN** — 80, Dave Grayson, Kansas City, 10/1/64.

## Interceptions

**MOST INTERCEPTIONS** — 3 held by nine players. **RETURN YARDS** — 103, Vencie Glenn, San Diego, 11/29/87. **LONGEST SCORING RETURN** — 103, Vencie Glenn, San Diego, 11/29/87. **LONGEST NON-SCORING RETURN** — 87, Ron Hall, Boston 9/18/66.

## Scoring

**TOUCHDOWNS** — 4, six players. **FIELD GOALS** — 6, Gino Cappelletti, Boston, 10/4/64; 6, Gary Anderson, at Pittsburgh, 10/23/88. **LONGEST FIELD GOAL** — 58, Steve Cox, vs. Cleveland, 12/4/83. **POINTS** — 24, Frank Jackson, at Dallas, 12/10/61. 24, Bert Coan, Kansas City, 10/23/66. 24, Lance Alworth, San Diego, 12/1/68. 24, Chuck Muncie, at San Diego, 11/29/81. 24, Eric Dickerson, at Indianapolis, 10/31/88. 24, Curt Warner, at Seattle, 12/11/88.

## OPPONENT SINGLE GAME TEAM RECORDS

## Scoring

**POINTS** — 59, Kansas City, 9/7/63.

## Total Offense

**PLAYS** — 93, Pittsburgh (OT), 9/22/74. **YARDS GAINED** — 634, at Oakland, 10/25/66. **GAIN PER PLAY** — 10.30, San Diego, 10/6/63. **FEWEST YARDS GAINED** — 60, at Cleveland, 10/24/71.

## Rushing

**RUSHES** — 62, at New England, 11/28/76. **YARDS GAINED** — 380, Kansas City, 10/23/66. **GAIN PER RUSH** — 9.27, Kansas City, 10/23/66. **FEWEST YARDS GAINED** — 0, at Kansas City, 12/19/65.

## Passing

**ATTEMPTS** — 62, at New York, 12/3/67. **COMPLETIONS** — 34, vs. Kansas City, 10/17/94. **HAD INTERCEPTED** — 7, at Oakland, 10/16/77. **MOST YARDS GAINED** — 427, at Oakland, 10/25/64. **FEWEST YARDS GAINED** — (-7), Chicago, 12/5/71. **COMPLETION PERCENTAGE** — .870, at New Orleans, 11/20/88.

## First Downs

**TOTAL FIRST DOWNS** — 33, Pittsburgh (OT), 9/22/74. **RUSHING** — 21, at New England, 11/28/76. **PASSING** — 22, at San Diego, 11/28/82. **PENALTY** — 6, Miami, 12/4/66. 6, at Oakland, 11/9/69.

## Punting

**MOST PUNTS** — 11, San Diego, 11/30/75, and at Chicago, 12/12/76. **BEST AVERAGE** (4 or more punts) — 57.40, NY Jets, 9/21/69.

## Punt Returns

**MOST RETURNS** — 9, at Oakland, 9/10/67. **RETURN YARDS** — 143, at Oakland, 9/10/67.

## Kickoff Returns

**MOST RETURNS** — 9, at Houston, 10/14/73, and at San Diego, 12/9/73. **RETURN YARDS** — 238, at Kansas City, 10/8/66.

## TWO-TEAM RECORDS

## Scoring

**POINTS** — 91 — N.Y. Titans, 46, Denver 45, 11/22/62.

## Total Offense

**PLAYS** — 161 — Denver 88, Seattle 73(OT), 10/29/78; 161 — Denver 84, at L.A. Raiders 77 (OT), 10/28/84. **YARDS GAINED** — 1,057 — Denver 476, at San Diego 581, 10/20/68.

## Rushing

**MOST RUSHES** — 100 — Denver 59, at Kansas City 41 (OT), 9/24/78. **YARDS GAINED** — 472 — Denver 356, at Chicago 116, 12/12/76.

## Passing

**ATTEMPTS** — 97 — Denver 53, at Houston 44, 12/2/62. **COMPLETIONS** — 53 — Denver 35, at Houston 18, 12/20/64. **HAD INTERCEPTED** — 13 — Denver 8, at Houston 5, 12/2/62. **YARDS GAINED** — 708 — Denver 321, at San Diego 387, 10/20/68.

## Other

**TOTAL FIRST DOWNS** — 58 — Denver 34, Kansas City 24, 11/18/74. **FUMBLES** — 12 — Denver 6, at Boston 6, 11/6/66, and Denver 5, Buffalo 7, 12/13/64. **FUMBLES LOST** — 10 — Denver 5, at Boston 5, 11/6/66. **YARDS PENALIZED** — 273 — Denver 128, at Seattle 145, 12/8/79. **FEWEST YARDS PENALIZED** — 20 — Denver 15, Kansas City 5, 12/14/85.

## POSTSEASON RECORDS

## INDIVIDUAL RECORDS

## Career

## SERVICE

Most games played .....	14 — John Elway
	14 — Karl Mecklenburg
Most games started .....	13 — John Elway
	13 — Ken Lanier
	13 — Karl Mecklenburg
	13 — Dennis Smith

## TOTAL OFFENSE

Most rushing and passing plays .....	509 — John Elway
Most total yards .....	3,693 — John Elway
Highest average gain per play .....	9.63 — Gary Kubiak

## RUSHING

Most rushing attempts .....	144 — Sammy Winder
Most rushing yards .....	461 — Sammy Winder
Highest average per attempt .....	5.24 — John Elway

## PASSING

Most passes attempted .....	431 — John Elway
Most passes completed .....	229 — John Elway
Highest completion pct. ....	.842 — Gary Kubiak (16 of 19)
Most yards passing .....	3,321 — John Elway
Most TD passes .....	19 — John Elway
Most interceptions thrown .....	18 — John Elway

## RECEIVING

Most receptions .....	40 — Vance Johnson
Most yards by reception .....	715 — Vance Johnson
Highest average per reception .....	24.15 — Haven Moses

## PUNTING

Most punts .....	46 — Mike Horan
Highest average per punt .....	45.70 — Luke Prestridge

## INTERCEPTIONS

Most interceptions .....	3 — Bob Swenson
Most yards, int. returns .....	57 — Mark Haynes

## PUNT RETURNS

Most punt returns .....	13 — Vance Johnson
Most yards, punt returns .....	115 — Vance Johnson
Highest average per return .....	9.20 — Rick Upchurch

## KICKOFF RETURNS

Most kickoff returns .....	21 — Ken Bell
Most yards, kickoff returns .....	383 — Ken Bell
Highest average per return .....	27.25 — John Schultz

## SCORING

Most touchdowns scored .....	4 — John Elway
	4 — Vance Johnson
Most PATs attempted .....	19 — Rich Karlis
Most PATs made .....	19 — Rich Karlis
Most field goals attempted .....	18 — Rich Karlis
Most field goals made .....	12 — Rich Karlis
Highest field goal percentage .....	.667 — Rich Karlis
Most points scored .....	55 — Rich Karlis

POSTSEASON INDIVIDUAL RECORDS  
Game and Single Play

## TOTAL OFFENSE

Most rushing and passing plays .....	52 — Elway at L.A. Raiders, 1/9/94
Most total yards .....	424 — Elway vs. Cleveland, 1/14/90
Highest average gain per play .....	10.34 — Elway vs. Cleveland, 1/14/90

## RUSHING

Most rushing attempts .....	26 — Winder at Cleveland, 1/11/87
Most rushing yards .....	102 — Winder vs. New England, 1/4/87
Highest average per attempt .....	5.37 — Winder vs. New England, 1/4/87
Longest run from scrimmage .....	42 — Lang vs. Cleveland, 1/17/88

## PASSING

Most attempts .....	47 — Elway at L.A. Raiders, 1/9/94
Most completions .....	29 — Elway at L.A. Raiders, 1/9/94
Highest completion percentage .....	.917 — Kubiak at Buffalo, 1/12/92 (11 of 12)
Most yards passing .....	385 — Elway vs. Cleveland, 1/14/90
Most touchdown passes .....	3 — Elway at L.A. Raiders, 1/9/94
	3 — Elway vs. Cleveland, 1/14/90
	3 — Elway vs. Cleveland, 1/17/88
Longest scoring pass .....	80 — Elway to Jackson vs. Cleveland, 1/17/88
Longest non-scoring pass .....	55 — Elway to V. Johnson vs. Houston, 1/10/88

## RECEIVING

Most receptions .....	13 — Sharpe at L.A. Raiders, 1/9/94
Most yards receiving .....	177 — Watson vs. Pittsburgh, 12/30/84
Highest average per reception .....	33.60 — Moses vs. Oakland, 1/1/78

## PUNTING

Most punts .....	7 — Horan vs. Washington, 1/31/88
Highest average per punt .....	49.00 — Horan vs. New England, 1/4/87
Longest punt .....	76 — Horan at Buffalo, 1/12/92

## INTERCEPTIONS

Most interceptions .....	2 — D. Smith vs. Cleveland, 1/14/90
	2 — T. Jackson vs. Pittsburgh, 12/24/77
Longest interception return .....	57 — Haynes vs. Houston, 1/10/88

## PUNT RETURNS

Most punt returns .....	4 — V. Johnson vs. Cleveland, 1/14/90
Longest punt return .....	22 — Upchurch at Pittsburgh, 12/30/78

## KICKOFF RETURNS

Most kickoff returns .....	6 — Carrington vs. San Francisco, 1/28/90
Longest kickoff return .....	67 — Upchurch vs. Dallas, 1/15/78

## SCORING

Most touchdowns scored .....	2 — five players
Most PATs .....	5 — Rich Karlis vs. Cleveland, 1/17/88
Most field goals attempted .....	4 — Treadwell vs. Cleveland, 1/14/90
	4 — Karlis vs. New York Giants, 1/25/87
Most field goals made .....	3 — Treadwell vs. Cleveland, 1/14/90
	3 — Karlis at Cleveland, 1/11/87
Longest field goals .....	49 — Treadwell vs. Houston, 1/4/92
Most points scored .....	13 — Treadwell vs. Cleveland, 1/14/90

## SCORING

Most points scored .....	38 vs. Cleveland, 1/17/88
Most points, one half .....	27 vs. Cleveland, 1/14/90
Most points, one quarter .....	14 at L.A. Raiders, 1/9/94
	14 vs. Cleveland, 1/14/90
	14 vs. Cleveland, 1/17/88

## FIRST DOWNS

Most total first downs .....	26 at L.A. Raiders, 1/9/94
	26 vs. Houston, 1/4/92



## POSTSEASON TEAM RECORDS

## Offense

Most first downs, rushing.....	13 vs. Houston, 1/4/92
Most first downs, passing.....	18 at L.A. Raiders, 1/9/94
Most first downs, penalty.....	4 at L.A. Raiders, 1/9/94

## TOTAL OFFENSE

Most offensive plays.....	77 at Cleveland, 1/11/87
Most yards, total offense.....	497 vs. Cleveland, 1/14/90
Highest average gain per play.....	7.14 vs. Pittsburgh, 1/7/90

## RUSHING

Most attempts.....	42 vs. New England, 1/4/87
Most rushing yards.....	188 vs. New England, 1/4/87
Highest average gain per rush.....	5.71 vs. Washington, 1/31/88

## PASSING

Most passes attempted.....	54 at L.A. Raiders, 1/9/94
Most passes completed.....	32 at L.A. Raiders, 1/9/94
Highest completion percentage.....	706 at Seattle, 12/24/83
Most net yards passing.....	377 vs. Cleveland, 1/14/90
Most touchdown passes.....	3 at L.A. Raiders, 1/9/94
	3 vs. Cleveland, 1/14/90
	3 vs. Cleveland, 1/17/88
Most passes had intercepted.....	4 vs. Dallas, 1/15/78
Most times sacked.....	6 at Houston, 12/23/79
	6 at Pittsburgh, 12/30/78

## FUMBLES

Most fumbles.....	4 at Buffalo, 1/12/92
	4 vs. Dallas, 1/15/78
Most fumbles lost.....	4 vs. Dallas, 1/15/78

## PENALTIES

Most penalties.....	10 at L.A. Raiders, 1/9/94
Most yards penalized.....	104 at Pittsburgh, 12/30/78
Fewest penalties.....	1 vs. Cleveland, 1/14/90
	1 vs. Pittsburgh, 12/30/84
Fewest yards penalized.....	5 vs. Cleveland, 1/14/90
	5 vs. Pittsburgh, 12/30/84

## TEAM RECORDS

## Defense

## TOTAL DEFENSE

Fewest plays allowed.....	53 at L.A. Raiders, 1/9/94
	53 at Seattle, 12/24/83
Fewest yards allowed.....	213 at Buffalo, 1/12/92
Lowest yield per play.....	3.49 at Buffalo, 1/12/92
Fewest downs allowed.....	10 at Buffalo, 1/12/92
	10 vs. Houston, 1/10/88

## FIRST DOWNS

Fewest first downs allowed.....	12 at Buffalo, 1/12/92
	12 vs. New England, 1/4/87
Fewest first downs, rushing.....	3 vs. Cleveland, 1/14/90
Fewest first downs, passing.....	5 at Buffalo, 1/12/92
Fewest first downs, penalty.....	0, six times

## RUSHING DEFENSE

Fewest rushing attempts allowed.....	14 vs. Cleveland, 1/14/90
Fewest rushing yards allowed.....	66 vs. Cleveland, 1/14/90
Lowest yield per rush.....	2.61 vs. Oakland, 1/1/78

## PASSING DEFENSE

Fewest opponent attempts.....	13 at Seattle, 12/24/83
Fewest opponent completions.....	10 at Houston, 12/23/79
Fewest net yards allowed.....	109 at Buffalo, 1/12/92
Lowest comp. pct. by opponent.....	43.2 vs. Cleveland, 1/14/90 (19 of 44)
Most passes intercepted.....	3 vs. Pittsburgh, 12/24/77
Most times passer sacked.....	6 vs. New England, 1/4/87

## FUMBLES

Most opponent fumbles.....	6 vs. Dallas, 1/25/87
Most opp. fumbles recovered.....	3 vs. Cleveland, 1/17/88

## PENALTIES

Most opponent penalties.....	17 at L.A. Raiders, 1/9/94
Most yards opponents penalized.....	130 at L.A. Raiders, 1/9/94

## PLAYER HISTORY

## ALL-TIME HONORS

**1994** — Pro Bowl: Steve Atwater, John Elway, Shannon Sharpe, Gary Zimmerman (Sharpe did not play in game). All-NFL: Shannon Sharpe (College & Pro Football Newsweekly 2nd team, Football Digest 2nd team). All-AFC: Tom Rouen (UPI 2nd team), Shannon Sharpe (UPI 2nd team), Gary Zimmerman (UPI 2nd team). Broncos Most Valuable Players (Earl Hartman Award): John Elway, Steve Atwater, Ray Jacobs. Most Inspirational Player (Bob Peck Award): Shannon Sharpe. Bob Martin Award (For cooperation with local media): Shannon Sharpe.

**1993** — Pro Bowl: Steve Atwater, John Elway, Karl Mecklenburg, Shannon Sharpe, Dennis Smith. All-NFL: Shannon Sharpe (AP, Pro Football Weekly/Pro Football Writers of America, The Sporting News, Sports Illustrated, College & Pro Football Newsweekly, Football Digest), John Elway (AP 2nd team, College & Pro Football Newsweekly 2nd team, Football Digest 2nd team), Simon Fletcher (Football Digest 2nd team), Dennis Smith (College & Pro Football Newsweekly 2nd team), Gary Zimmerman (AP 2nd team, College & Pro Football Newsweekly 2nd team). All-AFC: Steve Atwater (UPI, Football News), John Elway (UPI, Football News), Shannon Sharpe (UPI, Football News). NFL All-Rookie: Jason Elam (Pro Football Weekly/Pro Football Writers of America, Football News, College & Pro Football Newsweekly, Football Digest). AFC Most Valuable Player: John Elway (NFL Players Association). AFC Player of the Year: John Elway (Football News). AFC Offensive Player of the Year: John Elway (UPI, Kansas City 101 Club). Rookie Coach of the Year: Wade Phillips (College & Pro Football Newsweekly). Broncos Most Valuable Players (Earl Hartman Award): John Elway, Simon Fletcher, Keith Traylor. Most Inspirational Player (Bob Peck Award): Dennis Smith. Bob Martin Award (For cooperation with local media): Tyrone Braxton.

**1992** — Pro Bowl: Steve Atwater, Michael Brooks, Shannon Sharpe. All-NFL: Steve Atwater (AP, Pro Football Weekly/Pro Football Writers of America, The Sporting News, Football Digest, NEA), Michael Brooks (Sports Illustrated, College and Pro Football Newsweekly 2nd team), Greg Kragen (AP 2nd team, College and Pro Football Newsweekly 2nd team). All-AFC: Steve Atwater (Football News), NFL All-Rookie: Russell Freeman (Football News, College and Pro Football Newsweekly), Arthur Marshall (Pro Football Weekly/Pro Football Writers of America, Football News, College and Pro Football Newsweekly). Colorado Sports Hall of Fame Pro Athlete of the Year: Michael Brooks. Broncos Most Valuable Players (Earl Hartman Award): John Elway, Simon Fletcher, Keith Traylor. Most Inspirational Player (Bob Peck Award): Dennis Smith. Bob Martin Award (For cooperation with local media): Reggie Rivers.

**1991** — Pro Bowl: Steve Atwater, Gaston Green, Karl Mecklenburg, Dennis Smith. All-NFL: Steve Atwater (AP, Pro Football Weekly, College and Pro Football Newsweekly 2nd team), Greg Kragen (Sports Illustrated). All-AFC: Steve Atwater (Football News, Pro Football Weekly). AFC Coach of the Year: Dan Reeves (Football News, Kansas City 101 Club). NFL Rookie of the Year: Mike Croel (Bert Bell Award-World Almanac, Pro Football Weekly, Washington Touchdown Club, Pro-Set). AFC Defensive Rookie of the Year: Mike Croel (AP, College and Pro Football Newsweekly). NFL All-Rookie: Mike Croel (Football News, Pro Football Weekly, College and Pro Football Newsweekly, Football Digest). Reggie Johnson (Pro Football Digest), Keith Traylor (Pro Football Weekly, Football Digest), Earl Hartman Awards (Broncos Most Valuable Players): John Elway, Dennis Smith, Alton Montgomery. Bob Peck Memorial Award (Most Inspirational Player): Kenny Walker. Bob Martin Award (For cooperation with local media): Greg Kragen.

**1990** — Pro Bowl: Steve Atwater, Bobby Humphrey, Dennis Smith. All-NFL: Steve Atwater (College and Pro Football Newsweekly-second team), Mike Horan (College and Pro Football Newsweekly-second team). All-AFC: Steve Atwater (UPI, Football News), Mike Horan (UPI-second team, Football News). Hartman Award (Broncos Most Valuable Players): Bobby Humphrey, Steve Atwater, Kevin Clark. Bob Peck Memorial Award (Most Inspirational Player): Keith Kartz. Bob Martin Award (for cooperation with media): Mark Jackson. Bob Martin Award (For cooperation with local media): Mark Jackson.

**1989** — Pro Bowl: Greg Kragen, Karl Mecklenburg, Dennis Smith, David Treadwell. All-NFL: Mike Horan (College and Pro Football Newsweekly — second team), Karl Mecklenburg (AP, Pro Football Weekly, Sports Illustrated, NEA-World Almanac, Football Digest), Dennis Smith (AP-second team). All-AFC: Greg Kragen (Pro Football Weekly), Karl Mecklenburg (UPI, Pro Football Weekly, Football News), Dennis Smith (Pro Football Weekly, UPI-second team), David Treadwell (UPI, Pro Football Weekly, Football News). NFL Rookie of the Year: Bobby Humphrey (Touchdown Club of Washington, D.C.). NFL Offensive Rookie of the Year: Bobby Humphrey (NFL Players Association). NFL Defensive Rookie of the Year: Steve Atwater (Football Digest). AFC Offensive Rookie of the Year: Bobby Humphrey (Mackey Award). NFL All-Rookie: Steve Atwater (UPI, Pro Football Weekly, PFWA, College and Pro Football Newsweekly, Football Digest), Bobby Humphrey (UPI, Pro Football Weekly, PFWA, College and Pro Football Newsweekly), David Treadwell (Football Digest), Doug Widell (College and Pro Football Newsweekly, Football Digest). Colorado Sports Hall of Fame Pro Athlete of the Year: Bobby Humphrey, Hartman Award Winners: Bobby Humphrey, Dennis Smith, David Treadwell. Bob Peck Memorial Award (Most Inspirational Player): Marc Munford.

**1988** — Pro Bowl: Mike Horan. All-NFL: Mike Horan (AP, PFWA, The Sporting News, College and Pro Football Newsweekly, Sports Illustrated, World Almanac second team). All-AFC: Mike Horan (UPI, Football News). NFL All-Rookie: Gerald Perry (UPI, Football Digest). Hartman Award Winners: John Elway and Sammy Winder, Simon Fletcher, Ken Bell. Bob Peck Memorial Award (Most Inspirational Player): Keith Bishop and Billy Bryan.

## ALL-TIME HONORS (Continued)

**1987** — Pro Bowl: Keith Bishop, John Elway, Karl Mecklenburg. All-NFL: Keith Bishop (Sports Illustrated, NEA-second team), John Elway (The Sporting News, NEA, AP-second team), Karl Mecklenburg (NEA, AP-second team). All-AFC: Keith Bishop (UPI-second team), John Elway (UPI, Pro Football Weekly, Football News), Rulon Jones (UPI-second team), Karl Mecklenburg (UPI, Pro Football Weekly, Football News). NFL Most Valuable Player: John Elway (AP). AFC Most Valuable Player: John Elway (NFLPA). AFC Player of the Year: John Elway (Football News). AFC Offensive Player of the Year: John Elway (UPI, Kansas City 101 Club). NFL All Rookie: Ricky Nattiel (UPI, College and Pro Football Newsweekly, Football Digest, PFWA, Pro Football Weekly). Hartman Award Winners: John Elway, Karl Mecklenburg, Ken Bell. Bob Peck Memorial Award (Most Inspirational Player): Keith Bishop.

**1986** — Pro Bowl: Keith Bishop, John Elway, Rulon Jones, Karl Mecklenburg, Dennis Smith, Sammy Winder. All-NFL: John Elway (AP-honorable mention), Keith Bishop (AP-honorable mention), Mike Harden (AP-honorable mention), Rulon Jones (AP, Pro Football Weekly, Sports Illustrated, PFWA, The Sporting News, Football Digest, NEA), Dennis Smith (AP-honorable mention, Football News second team, NEA). All-AFC: Keith Bishop (UPI-second team, Football News), John Elway (UPI-second team), Rulon Jones (UPI, Pro Football Weekly, Football News), Karl Mecklenburg (UPI, Pro Football Weekly, Football News), Dennis Smith (Pro Football Weekly), Gerald Willhite (UPI-second team). AFC Defensive Player of the Year: Rulon Jones (UPI) AFC Player of the Year: Karl Mecklenburg (Football News). Colorado Sports Hall of Fame King of the Hill award: John Elway. Seattle Gold Helmet Award (Professional Football Player of the Year): John Elway. Hartman Award Winners: John Elway, Mike Harden, Darren Comeaux. Bob Peck Memorial Award (Most Inspirational Player): Tom Jackson.

**1985** — Pro Bowl: Rulon Jones, Karl Mecklenburg, Dennis Smith, Louis Wright. All-NFL: John Elway (AP-honorable mention), Rulon Jones (AP-2nd team, The Sporting News, Sports Illustrated), Karl Mecklenburg (AP, Sports Illustrated, PFWA, The Football News, NEA), Dennis Smith (AP-honorable mention), Louis Wright (AP honorable mention). All-AFC: Rulon Jones (UPI), Karl Mecklenburg (UPI), Dennis Smith (UPI-2nd team), Louis Wright (UPI). Hartman Award Winners: John Elway, Rulon Jones, Daniel Hunter. Bob Peck Memorial Award (Most Inspirational Player): Tom Jackson.

**1984** — Pro Bowl: Sammy Winder. All-NFL: Tom Jackson (CPFW-2nd team), Dennis Smith (Pro Football Weekly, CPFW-2nd team), Louis Wright (The Sporting News, Sports Illustrated, Pro Football Weekly, NEA-2nd team, CPFW-2nd team). All-AFC: Tom Jackson (Pro Football Weekly, UPI 2nd team), Dennis Smith (Pro Football Weekly, UPI-2nd team), Sammy Winder (UPI-2nd team), Louis Wright (Pro Football Weekly, UPI-2nd team). All-Rookie: Winford Hood (UPI), Clarence Kay (PFWA, Pro Football Weekly). Colorado Sports Hall of Fame Pro Athlete of the Year: Tom Jackson. Hartman Award Winners: Steve Watson, Louis Wright, Ken Woodard. Bob Peck Memorial Award (Most Inspirational Player): Tom Jackson. Coach of the Year: Dan Reeves (NFL-Sports Illustrated, Pro Football Weekly, College and Pro Football Newsweekly, AFC-Kansas City 101 Club, Football News).

**1983** — Pro Bowl: Randy Gradishar, Louis Wright (DNP). All-NFL: Randy Gradishar (AP-2nd team), Louis Wright (NEA, CPFW-2nd team). All-AFC: Randy Gradishar (UPI-2nd team). Hartman Award Winners: Steve Watson, Randy Gradishar, Ken Woodard. Bob Peck Memorial Award (Most Inspirational Player): Tom Jackson.

**1982** — Pro Bowl: Randy Gradishar, Luke Prestridge, Rick Upchurch. All-NFL: Randy Gradishar (Football Digest), Luke Prestridge (AP, Football Digest), Rick Upchurch (AP, Football Digest). All-AFC: Randy Gradishar (UPI), Luke Prestridge (UPI). Hartman Award Winners: Billy Bryan, Louis Wright, Rick Upchurch and Rob Lytle. Bob Peck Memorial Award (Most Inspirational Player): Tom Jackson.

**1981** — Pro Bowl: Randy Gradishar, Bob Swenson, Billy Thompson, Steve Watson. All-NFL: Bob Swenson (AP, NEA, The Sporting News), Randy Gradishar (AP 2nd team, NEA-2nd team, Pro Football Weekly, The Sporting News). All-AFC: Randy Gradishar (UPI), Billy Thompson (UPI), Steve Watson (UPI), Bob Swenson (UPI-2nd team), Louis Wright (UPI-2nd team). Hartman Award Winners: Steve Watson, Bob Swenson, Jim Ryan. Bob Peck Memorial Award (Most Inspirational Player): Tom Jackson.

**1980** — All NFL: Randy Gradishar (The Sporting News), Fred Steinfert (Pro Football Weekly, The Sporting News). All-AFC: Fred Steinfert (UPI). Pro Football Weekly Golden Toe Award: Fred Steinfert. Hartman Award Winners: Bill Bryan, Randy Gradishar, Fred Steinfert.

**1979** — Pro Bowl: Randy Gradishar, Tom Jackson, Rick Upchurch, Louis Wright. All-NFL: Randy Gradishar (PFWA, Pro Football Weekly, AP-2nd team), Rick Upchurch (PFWA, Pro Football Weekly, AP-2nd team), Louis Wright (AP, NEA, PFWA, Pro Football Weekly). All-AFC: Randy Gradishar (Pro Football Weekly, The Sporting News, UPI-2nd team), Bob Swenson (UPI-2nd team), Bill Thompson (UPI), Rick Upchurch (Pro Football Weekly). Hartman Award Winners: Craig Morton, Bob Swenson, Larry Canada.

**1978** — Pro Bowl: Lyle Alzado, Randy Gradishar, Tom Jackson, Riley Odums, Bill Thompson, Rick Upchurch, Louis Wright. All-NFL: Lyle Alzado (AP), Randy Gradishar (AP, PFWA, PFW, NEA), Tom Jackson (AP), Rick Upchurch (AP, PFWA, PFW), Louis Wright (AP, PFWA, PFW, NEA). All-AFC: Lyle Alzado (UPI, PFW, TSN), Steve Foley (UPI), Randy Gradishar (UPI, PFW, TSN), Tom Jackson (UPI), Bill Thompson (UPI, PFW, TSN), Rick Upchurch (PFW), Louis Wright (UPI, PFW, TSN). NFL Defensive Player of the Year: Randy Gradishar (AP, PFW, NEA). AFC Defensive Player of the Year: Randy Gradishar (UPI, Kansas City 101 Club). Colorado Sports Hall of Fame Pro Athlete of the Year: Randy Gradishar. Hartman Award Winners: Riley Odums, Randy Gradishar, Maurice Harvey.

## ALL-TIME HONORS (Continued)

**1977** — Pro Bowl: Lyle Alzado, Randy Gradishar, Tom Jackson, Billy Thompson, Louis Wright. All-NFL: Lyle Alzado (AP, UPI, PFW), Randy Gradishar (AP, UPI, PFW), Tom Jackson (AP, UPI, PFW), Billy Thompson (AP). All-AFC: Louis Wright (PFW), Billy Thompson (PFW). AFC Defensive Player of the Year: Lyle Alzado (Kansas City 101 Club). Colorado Sports Hall of Fame Pro Athlete of the Year: Craig Morton. Hartman Award Winners: Craig Morton, Tom Jackson, Rick Upchurch. NFL Coach of the Year: Red Miller (AP, UPI, PFW, TSN, Football Digest, Washington Touchdown Club, Kansas City 101 Club, Columbus Touchdown Club).

**1976** — Pro Bowl: Rich Upchurch, Otis Armstrong. All-NFL: Rick Upchurch. Hartman Award Winners: Riley Odums, Tom Jackson, Rick Upchurch.

**1975** — Pro Bowl: Randy Gradishar, Riley Odums. All-Pro: Riley Odums. Hartman Award Winners: Bobby Maples, Lyle Alzado, Jim Turner.

**1974** — Pro Bowl: Otis Armstrong, Riley Odums. All-Pro: Riley Odums, Otis Armstrong. Hartman Award Winners: Otis Armstrong, Tom Jackson, Ken Criter.

**1973** — Pro Bowl: Floyd Little, Haven Moses, Paul Smith, Riley Odums. All-Pro: Riley Odums. Hartman Award Winners: Charley Johnson, Paul Smith, Colorado Sports Hall of Fame Pro Athlete of the Year: Paul Smith. AFC Coach of the Year: John Ralston (AP, UPI, PFWA, Kansas City 101 Club).

**1972** — Pro Bowl: Floyd Little, Paul Smith, Colorado Sports Hall of Fame Pro Athlete of the Year: Floyd Little.

**1971** — Pro Bowl: Floyd Little, Rich Jackson.

**1970** — Pro Bowl: Rich Jackson. All-Pro: Rich Jackson. Colorado Sports Hall of Fame Pro Athlete of the Year: Rich Jackson.

**1969** — All-AFL: Floyd Little, Rich Jackson, AFL All-Star Game: Rich Jackson, Al Denson, Mike Current, George Goeddeke, Floyd Little, Dave Costa.

**1968** — All-AFL: Rich Jackson. AFL All-Star Game: Floyd Little, Dave Costa, Rich Jackson.

**1967** — AFL All-Star Game: Al Denson, Larry Kaminski, Dave Costa, Nemiah Wilson.

**1966** — All-AFL: Bob Scarplitto, AFL All-Star Game: Bob Scarplitto, Jerry Sturm, Goose Gonsoulin, John Bramlett.

**1965** — All-AFL: Cookie Gilchrist, Lionel Taylor, Eldon Danenhauer, AFL All-Star Game: Eldon Danenhauer, Cookie Gilchrist.

**1964** — All-AFL: Willie Brown, AFL All-Star Game: Willie Brown, Jerry Sturm, Goose Gonsoulin, Jim Fraser.

**1963** — All-AFL: Goose Gonsoulin. AFL All-Star Game: Bud McFadin, Goose Gonsoulin.

**1962** — All-AFL: Bud McFadin, Goose Gonsoulin, Eldon Danenhauer, Bob Zeman, AFL All-Star Game: Eldon Danenhauer, Bud McFadin, Gene Mingo, Bob Zeman, Goose Gonsoulin, Jim Fraser, Lionel Taylor, Frank Tripucka. AFL Coach of the Year: Jack Faulkner (AP UPI).

**1961** — All-AFL: Lionel Taylor, Bud McFadin. AFL All-Star Game: Bud McFadin, Ken Adamson, Goose Gonsoulin, Don Stone.

**1960** — All-AFL: Lionel Taylor, Bud McFadin, Goose Gonsoulin.

## ALL-TIME DRAFT CHOICES

**1960 (First selections)** — Harry Ball, T. Boston College; Charley Britt, QB, Georgia; Dave Canary, E, Cincinnati; Paul Candro, HB, Boston U.; Bill Carrico, G, N. Texas St.; Larry Cundiff, C, Mich. State; Bernard Darre, T, Tulane; Roger Davis, T, Syracuse; Lonnie Dennis, G, Brig. Young; John Dingens T-G, Detroit; Maurice Doka, G, Texas; Mike Dowdle, FB, Texas; Wayne Hawkins, T, COP; Gary Huber, C, Miami (O); Dave Hudson, E, Florida; Claude King, HB, Houston; Don Kiochak, FB, N. Carolina; Roger LeClerc, C, Trinity; Dean Look, QB, Mich. State; Bill Mathis, HB, Clemson; Ken McNeece, T-G, San Jose St.; James Monroe, QB, Arkansas; Ray Norton, HB, San Jose St.; Robert Rosbaugh, HB, Miami (Fla.); Mel Semenko, E, Colorado; Lebron Shields, T, Tennessee; Jack Spikes, FB, TCU; Howard Turley, E, Louisville; Jim Walden, QB, Wyoming; Willie West, HB, Oregon; John Willener, G, Oregon; Bob Yates, T, Syracuse; Ken Young, E, Valparaiso; Bob Zimpter, T-G, Bowling Gr.

**1960 (Second selections)** — Mel Branch, T-G, LSU; Ronnie Cain, E, Kentucky; Jack Campbell, E, Toledo; Tom Chapman, E, Detroit; LaVelle Coleman, HB, West Mich.; Jim Colvin, T-G, Houston; Teddy Foret, T-G, Auburn; Bobby Green, HB, Florida; Jack Hanlon, HB, Penn.; G. Hershberger, T-G, Wichita; Sam Homer, HB, VMI; Bob Hudson, E, Lamar Tech.; Vic Jones, HB, Indiana; Billy Luplow, T-G, Arkansas; George Phelps, HB, Cornell C. Ia.; Tom Roberts, T-G, Georgia Tech; Sam Stenger, C, Denver; Olin Treadway, QB, Iowa; John Wilkins, T-G, So. California; Emmet Wilson, T-G, Georgia Tech.

**1961** — 1, Bob Galters, HB, N. Mex. St. 2, Jerry Hill, HB, Wyoming. 3, Chas. Strange, C, LSU. 4, Roland McDole, T, Nebraska. 4a, (NY). Sonny Davis, E, Baylor. 5, Charles Cowan, E, NM H'lds. U. 6, Dale Evans, HB, Kansas State. 7, Pat Patches, E, Florida. 9, Phil Nugent, QB, Tulane. 10, Chas. Sturgeon, HB, Kentucky. 11, John Simko, E, Augustana. 12, Jerry Miller, E, H. Payne. 13, Ron Greene, G, Wash. St. 14, Bill Cooper, FB, Muskingum. 15, Willie Crafts, G, Texas A&I. 16, Jim Larkin, T, Hillsdale. 17, Chuck Weiss, FB, Colorado. 18, Chick Granger, H, B, Georgia Tech. 19, John Hobbs, G, Maryland St. 20, Buck McLeod, T, Baylor. 21, Jim Morgan, HB, Iowa St. Tech. 22, Tom Hackler, E, Tenn. Tech. 23, Tom Jewell, T, Idaho St. 24, E. A. Simms, E, N. Mex. St. 25, Pete Samms, T, Central Okla. 26, Sam Smith, HB, Florence St. 27, Donald Olson, HB, Nebraska. 28, Wayne Lee, G, Colo. St. 29, Archie Cobb, T, Nebraska. 30, Dave Mills, HB, NE Mo. St. Tech.



## ALL-TIME DRAFT CHOICES (Continued)

**1962** — 1, Merlin Olsen, T, Utah St. 2, Jerry Hillebrand, E, Colorado. 3, Charles Holmes, FB, Maryland St. 4, John Furman, QB, Texas Western. 7, John McGeeever, HB, Auburn. 8, Elbert Harris, HB, S.E. Louisiana. 9, Larry Jenson, C, Furman. 10, Gale Weidner, QB, Colorado. 11, Mike Kline, G, Oregon St. 13, Bob Cegelski, C, Montana St. 14, Sonny Gibbs, QB, TCU. 15, Bill Loudon, G, Benedict Coll. 16, Gary Ballman, HB, Mich. St. 17, Jerry Tarr, E, Oregon. 18, Pete Schenk, E, Washington St. 20, Mike Martin, E, Washington St. 21, Jim Perkins, T, Colorado. 22, Don Kasso, HB, Oregon St. 23, Ken Tureaud, HB, Michigan. 24, Neil Thomas, G, Hillsdale. 25, Dave Edwards, E, Auburn. 26, Jim Roberts, T, Mississippi. 27, A. VonSonn, C, UCLA. 28, Paul Holmes, T, Georgia. 29, Lynn Hoyem, C, Long Beach St. 30, Walter Mince, HB, Arizona. 31, Bill Williamson, T, Bakersfield JC. 32, Vester Fianagan, T, Humboldt St. 33, Duane Allen, E, Mt. S.A. Coll. 34, S. Stonebraker, E, Detroit.

**1963** — 1, Kermit Alexander, HB, UCLA. 2a, (NY), Ray Poage, FB, Texas. 2b, Tom Nomina, T, Miami (O.). 3, Tommy Janik, HB, Texas A&I. 4, Lou Slaby, LB, Pittsburg. 5, Ray Mansfield, C, Washington. 6, Anton Peters, T, Florida. 7a, (San Diego), M. Slaughter, QB, Louisiana Tech. 7b, Paul Flatley, E, Northwestern. 8a, (Buf.), H. Dixon, FB, Florida A&M. 8b, John Griffin, HB, Memphis St. 9, Marv Fleming, E, Utah. 10a, Lonnie Sanders, HB, Michigan St. 10b, (Hous.), Pat Richter, E, Wisconsin. 11, Billy Joe, FB, Villanova. 12, John Gamble, E, U. of Pacific. 13, James Maples, C, Baylor. 15, W. Freeman, E, North Texas. 16, David Crossan, G, Maryland. 17, Bob Paremore, HB, Florida A&M. 18, Charles Mitchell, HB, Washington. 19a, Frank Baker, FB, Toledo. 19b, (Dallas), Bruce Starling, HB, Florida. 20, Dan Grimm, G, Colorado. 21, Ross Nolan, E, NE Louisiana. 22, Dave Mathiesen, QB, Washington St. 23, Billy Mooty, HB, Arkansas. 24, C. B. Simons, LB, Stanford. 25, Forest Farmer, LB, Purdue. 26, Monte Day, T, Fresno St. 27, John Sellers, T, Bakersfield JC. 28, Bill Reddell, HB, Occidental. 29, Kerri Carson, HB, San Diego St.

**1964** — 1, Bob Brown, T, Nebraska. 3, Marv Woodson, DB, Indiana. 3a, Matt Snorton, DE-E, Michigan St. 6, Don Shackelford, T, Pacific. 6a, Al Denson, FL, Florida A&M. 7, Ray Kubala, C-T, Texas A&M. 7a, Jerry Richardson, LB, W. Texas St. 8, W. Hilgenberg, G-LB, Iowa. 9, John Mims, T, Rice. 12, Paul Krause, DB, Iowa. 13, Charley Parker, G, So. Mississippi. 14, Bob Hayes, HB, Florida A&M. 15, Chuck Logan, E, Northwestern. 16, Bob Cherry, E, Wittenburg. 17, J. McNaughton, E, Utah St. 18, George Mira, QB, Miami. 19, Odell Barry, FL, Findlay. 21, Dick Herzing, T, Drake. 22, Gary Lewis, H B, Arizona St. 23, Ken Brusvan, T, Oregon St. 24, Mickey Bitsko, LB, Dayton. 25, Jim Jones, E, Wisconsin. 26, Bob Berry, QB, Oregon.

**1965** — 2, Dick Butkus, LB, Illinois. 3, Glen Ressler, C, Penn St. 4, Geo. Donnelly, DB, Illinois. 5a, Bob Breitenstein, T, Tulsa. 5b, Max Leetow, DT, Idaho. 6, Tom Wilhelm, T, Syracuse. 7, Jim Garcia, DE, Purdue. 8, John Holman, G, Wisconsin. 9, Gary Bussell, DB, Georgia Tech. 10, Gene Jeter, LB, AM&N. 11, Tom Vaughan, HB, Iowa St. 12, Tom Myers, QB, Northwestern. 13, Mike Strofalino, LB, Villanova. 14, John Frick, G, Ohio U. 15, Jeff Jordan, DB, Tulsa. 16, Brian Schweda, T, Kansas. 18, Larry Dupree, H B, Florida. 19, R. Oelschlagel, HB, Kansas. 20, Terry Metchnier, G, Albion.

**1966** — 1, Jerry Shay, T, Purdue. 2, Freeman White, E, Nebraska. 3, Bob Hadrick, E, Purdue. 4, Randy Johnson, QB, Texas A&I. 5, Billy Clay, DB, Mississippi. 6, James Fulgham, T, Minnesota. 7, Jerry Jone, G, Bowling Green. 7a, (Buf.), Scotty Glacken, QB, Duke. 8, Goldie Sellers, DB, Grambling. 9, Ron Sbranti, LB, Utah St. 10, Larry Cox, T, Abilene CC. 11, James Burns, G, Northwestern. 13, Eric Crabtree, DB, Pittsburg. 14, Fred Forsberg, DT, Washington. 15, Mike Ringer, DB, Oklahoma. 16, Frank Rogers, K, Colorado. 17, Gary Eickman, DE, Illinois. 18, Tom Talaga, T, Notre Dame. 19, Tom Coughlin, DE, Miami. 20, Cliff Hysell, T, Montana St.

**1967** — 1, Floyd Little, HB, Syracuse. 2, Thomas Beer, TE, Houston. 3a, Mike Current, T, Ohio State. 3b, Geo. Goeddeke, C, Notre Dame. 4, C. Cunningham, DE, Houston. 5a, Fran Lynch, FB, Hofstra. 5b, John Huard, LB, Maine. 6, Neal Sweeney, E, Tulsa. 7, Frank Richter, G, Georgia. 8, Tom Cassese, E, C. W. Post. 9, James Summers, DB, Michigan St. 10, Paul Krause, QB, Duquesne. 11, Lou Andrus, DE, Brigham Young. 13, Dennis Furjanic, DE, Houston. 14, Tom Francisco, HB, Virginia Tech. 15, Donald Smith, G, Florida A&M. 16, Jack Lentz, QB, Holy Cross. 17, W. Valley, Jr., T, Oregon St.

**1968** — 2, Curley Culp, DE, Arizona St. 3a, Garrett Ford, RB, West Virginia. 3b, (KC.), Robert Vaughan, T, Mississippi. 4b, (Miami), Gordon Lambert, LB, Tenn. Martin. 4c, (K.C.), Drake Garrett, DB, Michigan St. 4d, (Cincy), Gus Holloman, DB, Houston. 8, Steve Holloway, DB, Weber St. 9, Paul Smith, LB, New Mexico. 10, Bob Langford, T, Middle Tenn. 12, Robert Hendrix, T, Mississippi. 13, Charles Greer, DB, Colorado. 14, Marlin Briscoe, RB, Omaha. 15, Jeff Kuhman, LB, Vermont. 16, Adin Brown, LB, William & Mary. 17, Steve Grady, RB, So. California.

**1969** — 2, Grady Cavness, DB, Texas-El Paso. 3, Bill Thompson, DB, Maryland St. 4a, Mike Schnitker, LB, Colorado (From Boston thru K.C.). 4b, Edward Hayes, DB, Morgan St. 5, Frank Quayle, RB, Virginia. 6a, (Buf.), Wandy Williams, RB, Hofstra. 6b, Mike Coleman, RB, Tampa. 7, Al Giffin, TE, Auburn. 9, Henry Jones, RB, Grambling. 10, Jim Smith, DB, Utah St. 11, Alan Pastrana, QB, Maryland. 12, Wes Plummer, DB, Arizona St. 13, John Sias, SE, Georgia Tech. 14, Gary Crane, LB, Arkansas St. 15, Errol Kahoun, G, Miami (O.). 16, Billy Woods, DB, No. Texas St. 17, Buster O'Brien, QB, Richmond.

**1970** — 1, Bob Anderson, RB, Colorado. 2, Aiden Roche, DE, Southern. 3, John Kohler, T, South Dakota. 4, Jerry Hendren, WR, Idaho. 5, Bill McKoy, LB, Purdue. 6, John Mosier, TE, Kansas. 7, R. Montgomery, CB, Weber St. 8, (KC), L. Porter, RB, Southern. 9, D. Washington, LB, Alcorn A&M. 10, M. Fullerton, DT, Tuskegee Inst. 11, Cleve Bryant, DB, Ohio University. 12, Greg Jones, RB, Wisconsin St. 13, Jim McKoy, CB, Parsons College. 14, Jeff Slipp, LB, Brigham Young. 15, Maher Barakat, K, So. Dakota Tech. 16, Bob Stewart, QB, Northern Ariz. 17, Frank Kalloss, K, Montana St.

**1971** — 1, M. Montgomery, OT, So. California. 2, Dwight Harrison, WR, Texas A&I. 4a, Lyle Alzado, DE, Yankton Col. 4b, C. Johnson, CB, Alcorn A&M. 6, Howard Phillips,

## ALL-TIME DRAFT CHOICES (Continued)

C, Michigan St. 7, Doug Adams, CB, Ohio St. 8, Tom Beard, LB, Michigan St. 9, John Handy, LB, Purdue. 10, Carlis Harris, WR, Idaho St. 11, Roger Reitsch, DT, Rice. 12, Floyd Franks, WR, Mississippi. 13, Craig Blackford, QB, Evansville. 14, Tommy Lyons, C, Georgia. 15, Lawrence James, RB, Norfolk St. 16, Steve Thompson, DT, Minnesota. 17, Jack Simcsak, P-K, Virginia Tech.

**1972** — 1, Riley Odums, TE, Houston. 3, Bill Phillips, LB, Arkansas St. 4, (Minn.), Tom Graham, LB, Oregon. 5, (Phila.), Jim Krieg, WR, Washington. 8, Ronnie Estay, LB, LSU. 9, Floyd Priestner, DB, Boston U. 10, Richard Wilkins, DE, Maryland St. 11, Larry Brunson, WR, Colorado. 12, R. McDougall, DB, Weber St. 13, Bob Warner, RB, Bloomsburg St. 14, Jerome Kundich, G, UTEP. 15, Skip Parmentier, DT, Massachusetts. 16, Tom Bougus, RB, Boston College. 17, Lou Harris, RB, Southern California.

**1973** — 1, Otis Armstrong, RB, Purdue. 2, Barney Chavous, DE, S. Carolina St. 3a, Paul Howard, OG, Brigham Young. 3b, John Wood, DT, LSU. 4, Tom Jackson, LB, Louisville. 5, Charles McCorty, DB, Tennessee St. 7a, Mike Askea, OT, Stanford. 7b, John Grant, DE, So. California. 9, Lyle Blackwood, DB, Texas Christian. 10, Al Marshall, WR, Boise State. 11, Elton Brown, DT, Utah State. 12, Jim O'Malley, LB, Notre Dame. 1 3a, Ed Smith, DE, Colorado Col. 1 3b, Ed White, RB, Tulsa. 14, John Hufnagel, QB, Penn State. 15, Calvin Jones, DB, Washington. 16a, Oliver Ross, RB, Alabama A&M. 16b, Ken Muhlebeier, C, Idaho State. 17, Kenneth Morgan, TE, Elon College.

**1974** — 1, Randy Gradishar, LB, Ohio State. 2, Carl Wafer, DT, Tenn. State. 3, Claude Minor, T, San Diego St. 4, Ozell Collier, CB, Colorado. 6a, John Winesberry, WR, Stanford. 10, Charlie Johnson, CB, Southern. 11, Steve Buchanan, RB, Holy Cross. 12, Larry Cameron, LB, Alcorn A&M. 13, John Clerkey, DT, Fort Valley St. 14, Rich Marks, DS, No. Illinois. 15, Piel Pennington, QB, U. of Mass. 16, Darrell Austin, T, So. Carolina. 17, Boyd Brown, TE, Alcorn A&M.

**1975** — 1, Louis Wright, CB, San Jose St. 2, Charlie Smith, DE, N. Carolina Cen. 3a, (N.Y.G.), Mike Franckowiak, QB-KS, Central Mich. 3b, Drew Mahalic, LB, Notre Dame. 4a, (KC) Steve Taylor, DB, Georgia. 4b, Rick Upchurch, WRSpec., Minnesota. 5a, Stan Rogers, T, Maryland. 5b, Rubin Carter, DT, Miami (Fla.). 8, Steve Foley, S-QB, Tulane. 9, Russell Williams, DB, Arizona. 10, (KC), Hank Englehardt, C, Pacific. 10, Steve Haggerty, WR, Nev.-Las Vegas. 12, Harry Walters, LB, Maryland. 13, Eric Penick, RB, Notre Dame. 14, Jerry Arnold, G, Oklahoma. 15, Ken Shelton, TE, Virginia. 16, Bubba Bridges, DT, Colorado. 17, Lester Sherman, Ret. Spec., Albany St.

**1976** — 1, Tom Glassic, G, Virginia. 2, Kurt Knoff, S, Kansas. 4, Craig Penrose, QB, San Diego St. 5, Lonnie Perrin, RB, Illinois. 8, James Betterson, RB, North Carolina. 9a, Jim Czirr, C, Michigan. 9b, (St. Louis), Jim Lisko, LB, Arkansas St. 10, Art Gilliam, DE, Grambling. 11, Greg Pittman, LB, Iowa St. 12, Randy Moore, DT, Arizona St. 13, Donnie McGraw, CB, Houston. 14, Larry Evans, LB, Mississippi Col. 15, Wilbur Summers, KS, Louisville. 16, John Huddleston, LB, Utah. 17, Randy Cozens, LB, Pittsburg.

**1977** — 1, Steve Schindler, G, Boston College. 2, Rob Lytle, RB, Michigan. 4, Bill Bryan, C, Duke. 7, Larry Swider, P, Pittsburg. 8, Calvin Culliver, RB, Alabama. 9, Charles Jackson, NT, Washington. 10, Orna Middlebrook, WR, Arkansas State. 11, Phil Heck, L, B, California. 12, Scott Levenhagen, TE, Western Illinois.

**1978** — 1, Don Latimer, DT, Miami (Fla.). 2, Bill Gay, TE, USC. 8, Frank Smith II, OT, Alabama A&M. 10, Vince Kinney, WR, Maryland. 11, Lacy Brumley, OT, Clemson.

**1979** — 1, Kelvin Clark, T, Nebraska. 3, Bruce Radford, DE, Grambling. 4, Charles Jefferson, DB, McNeese State. 5, Rick Leach, QB, Michigan. 6, Jeff McIntyre, LB, Arizona State. 7, Luke Prestridge, P, Baylor. 9, Charley Taylor, WR, Rice. 11, Zachary Dixon, RB, Temple. 12, David Jacobs, K, Syracuse.

**1980** — 2, Rulon Jones, DE, Utah State. 3, Larry Carter, DB, Kentucky. 4, Rick Parros, RB, Utah State. 5a, Mike Harden, S, Michigan. 5b, Laval Short, NT, Colorado. 6, Keith Bishop, G, Baylor. 7, John Havestok, G, Nebraska. 8, Don Coleman, WR, Oregon. 9, Greg Bracelin, LB, California. 10, Virgil Seay, Ret. Spec., Troy State. 11, Phil Farris, WR, North Carolina.

**1981** — 1, Dennis Smith, S, Southern California. 2, Clay Brown, TE, Brigham Young. 4, Mark Hermann, QB, Purdue. 5, Ken Lanier, T, Florida State. 6, Alvin Lewis, RB, Colorado State. 7, Steve Busick, LB, Southern California. 9, Rusty Olsen, DE, Washington. 11, Pat Walker, WR, Miami (Fla.). 12a, John Hankerd, LB, Notre Dame. 12b, Mandel Robinson, RB, Wyoming.

**1982** — 1, Gerald Wilhite, RB, San Jose State. 2, Orlando McDaniel, WR, Louisiana State. 4, Dan Plater, WR, Brigham Young. 5, Sammy Winder, RB, Southern Mississippi. 7, Alvin Ruben, DE, Houston. 9, Keith Uecker, T, Auburn. 10, Ken Woodard, LB, Tuskegee Institute. 11, Stuart Yatsko, G, Oregon. 12, Brian Clark, G, Clemson.

**1983** — 1, Chris Hinton, G, Northwestern. 2, Mark Cooper, T, Miami (Fla.). 3, Clinton Sampson, WR, San Diego State. 5a, Weedy Harris, LB, Houston. 5b, Bruce Baldwin, CB, Harding. 6, Victor Hellin, CB, Delaware State. 7, Myron Dupree, CB, North Carolina Central. 8, Gary Kubiak, QB, Texas A&M. 9, Brian Hawkins, CB, San Jose State. 10, Walt Bowyer, DE, Arizona State. 11, Don Bailey, C, Miami (Fla.). 12, Karl Mecklenburg, NT/DE, Minnesota.

**1984** — 2, Andre Townsend, NT/DE, Mississippi. 3, Tony Lilly, S, Florida. 4, Randy Robbins, CB, Arizona. 6, Aaron Smith, LB, Utah State. 7, Clarence Kay, TE, Georgia. 8a, Win, Iord Hood, G, Georgia. 8b, Scott Garnett, NT, Washington. 9, Chris Brewer, RB, Arizona. 10, Bobby Micho, TE, Texas. 11, Gene Lang, RB, Louisiana State. 12, Murray Jarman, WR, Clemson.

**1984 Supplemental Draft** — 1, Freddie Gilbert, DE, Georgia. 2, Richard Massey, WR, Kentucky. 3, Reggie Smith, T, Kansas.



## ALL-TIME DRAFT CHOICES (Continued)

**1985** — 1. Steve Sewell, RB, Oklahoma. 2a. Vance Johnson, WR, Arizona. 2b. Simon Fletcher, DE, Houston. 4. Keli McGregor, TE, Colorado State. 5. Billy Hinson, G, Florida. 7. Dallas Cameron, NT, Miami (Fla.). 8. Eric Riley, CB, Florida State. 9. Daryl Smith, CB, North Alabama. 1 Oa. Buddy Funck, QB, New Mexico. 1 Ob. Ron Anderson, LB, Southern Methodist. 11. Gary Rolle, WR, Florida. 12. Dan Lynch, G, Washington State.

**1986** — 4. Jim Juriga, G, Illinois. 5. Tony Colorito, NT, Southern California. 6a. Orson Mobley, TE, Salem College (W.V.). 6b. Mark Jackson, WR, Purdue. 7. Ray Phillips, LB, North Carolina State. 8. Bruce Klostermann, LB, South Dakota State. 9. Joe Thomas, WR, Mississippi Valley State. 10. Victor Hall, TE, Jackson State. 11. Thomas Dendy, RB, South Carolina.

**1987** — 1. Ricky Nattiel, WR, Florida. 3. Michael Brooks, LB, Louisiana State. 4. Marc Munford, LB, Nebraska. 6. Warren Marshall, RB, James Madison. 7. Wilbur Strozier, TE, Georgia. 8. Dan Morgan, G, Penn State. 9. Bruce Plummer, CB, Mississippi State. 10. Rafe Wilkinson, LB, Richmond. 11a. Steve Roberts, DE, Washington. 11 b. Tommy Neal, RB, Maryland. 12. Tyrone Braxton, CB, North Dakota State.

**1988** — 1. Ted Gregory, NT, Syracuse. 2. Gerald Perry, T, Southern. Kevin Guidry, CB, Louisiana State. 5. Corris Ervin, CB, Central Florida. 7a. Pat Kelly, TE, Syracuse. 7b. Gary Frank, G, Mississippi State. 9. Mel Farr, Jr., RB, UCLA. 10. Channing Williams, RB, Arizona. 11. Richard Calvin, RB, Washington State. 12. Johnny Carter, NT, Grambling.

**1989** — 1. Steve Atwater, S, Arkansas. 2a. Doug Widell, G/T, Boston College. 2b. Warren Powers, DE, Maryland. 3. Darrell Hamilton, T, North Carolina. 4. Richard McCullough, DE, Clemson. 5. Darren Carrington, CB, Northern Arizona. 6. Anthony Stafford, WR, Oklahoma. 7. Melvin Bratton, RB, Miami (Fla.). 8. Paul Green, TE, Southern California. 9a. Monte Smith, G, North Dakota. 9b. Wayne Williams, RB, Florida. 10. Anthony Butts, NT, Mississippi State. 11. Richard Shelton, CB, Liberty University. 12. John Jarvis, WR, Howard.

**1989 Supplemental Draft** — 1. Bobby Humphrey, RB, Alabama.

**1990** — 2. Alton Montgomery, DB, Houston. 4. Jeroy Robinson, LB, Texas A&M. 5a. Jeff Davidson, G, Ohio State. 5b. Le-Lo Lang, DB, Washington. 6. Ronnie Haliburton, TE, Louisiana State. 7. Shannon Sharpe, WR, Savannah State. 8. Brad Leggett, C, Southern California. 9. Todd Ellis, QB, South Carolina. 1 Oa. James Szymanski, DE, Michigan State. 10b. Anthony Thompson, LB, East Carolina.

**1991** — 1. Mike Croel, LB, Nebraska. 2. Reggie Johnson, TE, Florida State. 3. Keith Traylor, LB, Central State (Okla.). 4. Derek Russell, WR, Arkansas. 5. Greg Lewis, RB, Washington. 6. Nick Subis, T/C, San Diego State. 8. Kenny Walker, DE, Nebraska. 9. Don Gibson, NT, Southern California. 10. Curtis Mayfield, WR, Oklahoma State. 11. Shawn Moore, QB, Virginia.

**1992** — 1. Tommy Maddox, QB, UCLA. 2. Shane Dronett, DE, Texas. 4. Chuck Johnson, T/G, Texas. 5. Frank Robinson, CB, Boise State. 7a. Ron Geater, DE, Iowa. 7b. Jim Johnson, T, Michigan State. 7c. Jon Bostick, WR, Nebraska. 8. Dietrich Lockridge, T/G, Jackson State. 9. Muhammad Oliver, CB, Oregon. 10. Bob Meeks, C/T, Auburn. 11. Cedric Tillman, WR, Alcorn State. 12. John Granby, CB/S, Virginia Tech.

**1993** — 1. Dan Williams, DE, Toledo. 2. Glyn Milburn, RB, Stanford. 3a. Rondell Jones, S, North Carolina. 3b. Jason Elam, P/K, Hawaii. 4. Jeff Robinson, DE, Idaho. 5. Kevin Williams, RB, UCLA. 6. Melvin Bonner, WR, Baylor. 7a. Clarence Williams, TE, Washington State. 7b. Tony Kimbrough, WR, Jackson State. 8. Brian Stablein, WR, Ohio State.

**1994** — 2. Allen Aldridge, LB, Houston. 4. Randy Fuller, CB, Tennessee State. 7a. Keith Burns, LB, Oklahoma State. 7b. Butler By not e, RB, Ohio State. 7c. Tom Nalen, C, Boston College.

**1995** — 4. Jamie Brown, OT, Florida A&M. 4. Ken Brown, LB, Virginia Tech. 5. Phil Yeboah-Kodie, LB, Penn State. 6. Fritz Fequiere, OG, Iowa. 6. Terrell Davis, RB, Georgia. 7. Steve Russ, LB, Air Force. 7. Byron Chamberlain, WR, Wayne State.

## DENVER BRONCOS ALUMNI COUNCIL

The Denver Broncos Alumni Council was formed in 1991 to provide an opportunity for former players to remain actively involved with the Broncos' organization.

The Alumni Council serves as a goodwill extension of the Denver Broncos and the members are available to counsel current players on life after football.

The original 15 members of the alumni council are Odell Barry, Barney Chavous, Steve Foley, Randy Gradishar, Larry Kaminski, Fran Lynch, Gene Mingo, Claudie Minor, Haven Moses, Jim Ryan, Jerry Sturm, Bob Swenson, Bill Thompson, Steve Watson, and Louis Wright. Otis Armstrong and Rich Karlis were added as new members in 1993.

## EQUALIZATION, EXPANSION DRAFTS

**1962** — AFL Equalization Draft: Broncos obtain OG John Denvir from San Diego, OE Jerry Richardson from San Diego, QB Richie Lucas from Buffalo, DT Ike Lassiter from Dallas and HB Charles Bolden from Houston.

**1966** — Expansion Draft: Broncos lost LB Tom Erlandson, DE Ed Cooke, OG Tommy Nomina and DB John McGeever to Miami.

**1968** — Expansion Draft: Broncos lost RB Cookie Gilchrist, OG Pat Matson, LB Henry Sorrell, RB Mike Kellogg and DB Lonnie Wright to Cincinnati.

**1976** — Expansion Draft: Broncos lost OT Mike Current and DT Bubba Bridges to Tampa Bay and DB Steve Taylor to Seattle.

**1995** — Expansion Draft: Broncos lost WR Cedric Tillman to Jacksonville and FS Charles Swann to Carolina.

## PLAN B SIGNINGS

**1989** — (Signed) T Paul Blair (Chicago), DE Alphonso Carreker (Green Bay), T Bill Contz (New Orleans), TE Doug Cosbie (Dallas), LB Scott Curtis (Philadelphia), RB Kerry Goode (Tampa Bay), CB Wymon Henderson (Minnesota), LB Blake Peterson (Washington), RB Reggie Ware (Raiders), CB Dennis Woodberry (Washington), WR Michael Young (Rams).

(Lost) DE Walt Bowyer (Kansas City), WR Sam Graddy (Raiders), WR Jason Johnson (Pittsburgh).

**1990** — (Signed) LB Ty Allert (Philadelphia), RB Lorenzo Hampton (Miami), WR Jason Johnson (Pittsburgh), TE David Little (Philadelphia), DE Mark Mraz (Raiders), CB Elliott Smith (San Diego), LB Rod Stephens (Seattle), TE Chris Verhulst (Houston), DE Robb White (Giants).

(Lost) TE Pat Kelly (Jets), LB Bruce Klostermann (Raiders), C Mike Ruether (Atlanta), LB Randy Thornton (Giants).

**1991** — (Signed) CB Charles Dimry (Atlanta), G Crawford Ker (Dallas), FB Robert Perryman (Dallas).

(Lost) LB Marc Munford (Kansas City), RB Kerry Porter (Houston).

**1992** — (Signed) TE Robert Awalt (Dallas), G/T Elbert Crawford (New England), QB Steve Pelleur (Kansas City), T Frank Pollack (San Francisco).

(Lost) S Randy Robbins (New England).

## FREE AGENCY SIGNINGS/LOSSES, 1993-95

**1993** — Signed: RB Rod Bernstine (San Diego), RB Robert Delapino (Los Angeles Rams), G Brian Habib (Minnesota), T Don Maggs (Houston), LB Dave Wyman (Seattle). Lost: LB Michael Brooks (New York Giants), WR Mark Jackson (New York Giants).

**1994** — Signed: WR Jeff Campbell (Detroit), CB Ray Crockett (Detroit), LB Richard Harvey (Buffalo), Randy Hillard (Cleveland), WR Anthony Miller (San Diego). Lost: WR Vance Johnson (San Diego).

**1995** — Signed: RB Aaron Craver (Miami), LB Britt Hager (Philadelphia), S Tim Hauck (Green Bay), DT James Jones (Cleveland), OL Bill Lewis (Arizona), DT Mike Lodish (Buffalo), WR Ed McCaffrey (San Francisco), OT Reggie McElroy (Minnesota), QB Bill Musgrave (San Francisco), DT Michael Dean Perry (Cleveland), G Mark Schlereth (Washington), OT Bill Schultz (Houston), CB Eric Thomas (N.Y. Jets), OT Broderick Thompson (Philadelphia), CB Lionel Washington (L.A. Raiders). Lost: LB Richard Harvey (New Orleans), OT Kirk Scraftford (San Francisco), Ted Washington (Buffalo), Dave Widell (Jacksonville).

## BRONCOS IN THE HALL OF FAME

The Denver Broncos are represented in the Pro Football Hall of Fame by four individuals, including a former player, two former coaches, and a former administrator.

**Fred Gehrke**, who was the Broncos' General Manager for four years (1977-1980) and a member of the team's staff for 16 years, was the first winner of the Hall of Fame's Pioneer award in 1972.

Gehrke, as a Los Angeles Rams' halfback in 1948, painted golden rams' horns on his team's helmets and thus started the trend toward today's colorful, uniquely-decorated helmets worn by all NFL teams.

Cornerback **Willie Brown**, inducted into the Hall of Fame in 1984, played for the Broncos from 1963-66 and was named All-American Football League in 1964, a season in which he intercepted nine passes, including a team-record four in one game (vs. New York, 11/15/64).

**Stan Jones**, whose 1991 induction honors a 12-year career with Chicago and Washington, gained All-Pro honors four times as an offensive guard and appeared in seven Pro Bowls. Jones coached Denver's defensive line for 18 years, from 1967-71 and 1976-88.

**Doak Walker**, who was the Broncos' receivers coach in 1966, was inducted into the Hall in 1986 on the basis of his brilliant six-year career (1950-55) with the Detroit Lions.

The Pro Football Hall of Fame is located in Canton, Ohio.

## MAJOR TRADES

## 1995

Obtained 4th-1995 (Jamie Brown) from Minnesota in exchange for 4th-1995 (Chad May).

## 1994

Obtained 7th-1994 (Tom Nalen) from New York Giants in exchange for WR Arthur Marshall.

Obtained WR Mike Pritchard and 7th-1995 from Atlanta in exchange for 3rd-1994 and 1st-1995.

Obtained DT Ted Washington from San Francisco in exchange for 5th-1994.

Obtained CB Ben Smith from Philadelphia in exchange for 3rd-1995 and 5th-1996.

## 1993

Obtained T Gary Zimmerman from Minnesota in exchange for 1st-1994, 6th-1994, and 2nd-1995.

Obtained 7th-1994 from Green Bay in exchange for G Doug Widell.

Obtained undisclosed conditional draft choice from Minnesota in exchange for WR Vance Johnson.

Obtained 1st-1993 (Dan Williams) from Cleveland for 1st-1993 and 3rd-1993.

Obtained 3rd-1993 (Rondell Jones) from Los Angeles Raiders for RB Gaston Green.

Obtained 3rd-1993 (subsequently traded to Cleveland) and 7th-1993 (Clarence Williams) from Atlanta for S Alton Montgomery.

## 1992

Obtained RB Sammie Smith from Miami for RB Bobby Humphrey.

Obtained 7th-1992 (Jim Johnson) and 8th-1992 (Dietrich Lockridge) from New York Jets in exchange for 6th-1992.

Obtained 7th-1992 (Ron Geater) from Tampa Bay in exchange for WR Ricky Nattiel.

## 1991

Obtained T Harvey Salem from Detroit in exchange for 3rd-1992.

Obtained RB Gaston Green and 4th-1991 (Russell) from Los Angeles Rams for T Gerald Perry and 12th-1991.

## 1990

Obtained DE David Galloway from Phoenix for 8th-1991.

Obtained T/C David Widell from Dallas for 7th-1991.

Obtained 8th-1991 from Phoenix for TE David Little.

Obtained 10th-1990 (Szymanski) from Los Angeles Raiders for 11th-1990.

Obtained 5th-1990 (Davidson) from New England for 4th-1991.

## 1989

Obtained DE Ron Holmes from Tampa Bay for 4th-1990.

Obtained DE Kevin Brooks and 4th-1990 from Dallas for 3rd-1990.

Obtained K David Treadwell from Phoenix in exchange for 1 2th-1990.

Obtained 1st-1989 (Steve Alwater), 2nd-1989 (Powers), and a 5th-1989 (Carrington) from Cleveland for 1st-1989 (Eric Metcalf).

## 1988

Obtained FB Calvin Thomas from Chicago in exchange for undisclosed conditional draft choice.

Obtained NT Shawn Knight from New Orleans for NT Ted Gregory.

Obtained undisclosed future draft choice from Washington in exchange for RB/TE Bobby Micho.

Obtained C Mike Ruether from Phoenix in exchange for LB Ricky Hunley.

Obtained RB Tony Dorsett from Dallas in exchange for conditional 5th-1989.

Obtained rights to S Kip Corrington from Detroit in exchange for conditional undisclosed future draft choice.

## 1987

Obtained 10th-1988 (C. Williams) from Pittsburgh for LB Ken Woodard.

Obtained G Stefan Humphries from Chicago for P Bryan Wagner.

Obtained C/G Larry Lee from Miami for 8th-1988.

## 1986

Obtained 11th-1987 and undisclosed future draft choice from Los Angeles Rams in exchange for LB Steve Busick.

Obtained CB Mark Haynes from the New York Giants in exchange for 2nd-1986 and 6th-1986 (obtained from Tampa Bay), and 2nd-1987.

## 1985

Obtained TE Mike Barber from Los Angeles Rams in exchange for 12th-1986.

Obtained 2nd-1985 (V. Johnson) from Houston in exchange for 2nd-1985 (obtained from Tampa Bay) and 5th-1985.

Obtained 6th-1986 (Mobley) from Green Bay in exchange for QB Scott Brunner.

## MAJOR TRADES (Continued)

## 1984

Obtained 6th-1986 from Tampa Bay in exchange for DE Brison Manor.

Obtained rights to LB Ricky Hunley from Cincinnati for 1st and 3rd-1986, and 5th-1987.

Obtained WR Butch Johnson from Houston in exchange for 3rd-1985.

Obtained WR Dave Logan from Cleveland in exchange for 4th-1984.

Obtained QB Scott Brunner from New York Giants in exchange for 4th-1984.

Obtained 4th-1984 (Robbins) and conditional undisclosed future draft choice (2nd-1985) from Tampa Bay in exchange for QB Steve DeBerg.

Obtained TE Eason Ramson from San Francisco in exchange for 5th-1984.

Obtained LB Stan Blinks from New York Jets in exchange for 6th-1985.

## 1983

Obtained 5th-1985 (Hinson) from Miami in exchange for LB Larry Evans.

Obtained 8th-1984 (Hood) from Green Bay in exchange for DE Greg Boyd.

Obtained rights to QB John Elway from Baltimore for 1st-1983 (Chris Hinton), 1st-1984, and QB Mark Herrmann.

## 1982

Obtained 4th-1984 from New Orleans in exchange for T Kelvin Clark.

Obtained S J. T. Thomas from Pittsburgh in exchange for 8th-1983.

Obtained linebacker Robert L. Jackson from Cleveland for 6th-1982.

Obtained 4th-1982 (Plater) from Buffalo Bills in exchange for switching positions in first round of 1982 draft.

## 1981

Obtained QB Steve DeBerg from San Francisco for 4th-1983.

Obtained WR Wade Manning from Buffalo for 8th-1982.

Obtained future undisclosed draft choice from New Orleans for LB Rob Nairne.

Obtained RB Tony Reed from Kansas City for 3rd-1981 and 4th-1982.

## 1980

Obtained WR Emery Moorehead from New York Giants for 8th-1981.

Obtained RB Don Hardeman from Baltimore for 1 2th-1980.

Obtained CB Perry Smith from St. Louis for 8th-1980 and 10th-1981.

Obtained RB Lawrence McCutcheon from Los Angeles for 3rd-1982.

Obtained QB Matt Robinson from New York Jets for 1st-1980, 2nd-1980, and QB Craig Penrose.

## 1979

Obtained 8th-1980 (Coleman) from Baltimore for P Bucky Dills.

Obtained 2nd-1980 (Jones) and 5th-1980 (Short) and 3rd-1981 (traded to Kansas City) for DE Lyle Alzado.

## 1978

Obtained OT Tom Neville from New England for 10th-1979.

Obtained DB Charlie West and 6th-1979 (McIntyre) for TE Bill Gay.

Obtained future undisclosed draft choice from Detroit for center Mike Montler.

## 1977

Obtained RB Jim Jensen from Dallas for 6th-1979.

Obtained OT Andy Maurer from San Francisco for 9th-1978.

Obtained C Mike Montler from Buffalo for 2nd-1979.

Obtained DB Bernard Jackson from Cincinnati for 3rd-1978 and 7th-1978.

Obtained QB Craig Morton from the New York Giants for QB Steve Ramsey and 5th-1978.

## 1976

Obtained LB Godwin Turk from New York Jets for 5th-1977.

Obtained OT Bill Bain from Green Bay for 3rd-1977.

Obtained 9th-1976 (Likso) from St. Louis for DB Jeff Severson.

## 1975

Obtained DB Jeff Severson from Houston for 7th-1976.

Obtained past considerations from Kansas City for TE Billy Masters.

Obtained C Phil Olsen from Los Angeles for WR Otto Stowe and 3rd-1976 and 6th-1977.

Obtained DB Clarence Ellis from Atlanta for DB Charles Greer, WR Jerry Simmons and 6th-1976.

Obtained DT Greg Marx and 5th-1975 (Rogers) from Atlanta for OG Larron Jackson.

## 1974

Obtained 4th-1975 (Taylor) from Kansas City for LB Tom Graham.

Obtained 10th-1975 (Englehardt) from Kansas City for OT Tom Drougas.

Obtained 3rd-1975 (Frankowiak) from New York Giants for RB Joe Dawkins.

Obtained RB Jon Keyworth from Washington for 6th-1975 and 11th-1975.

Obtained DB John Rowser from Pittsburgh for 6th-1974 and 9th-1974.

## MAJOR TRADES (Continued)

## 1973

Obtained LB Ray May from Baltimore for 3rd-1974 and 8th-1974.  
Obtained DB Dale Hackbart from St. Louis for 10th-1974.  
Obtained LB Bill Laskey from Baltimore for 7th-1974.  
Obtained WR Gene Washington from Minnesota for WR Rod Sherman and 5th-1974.

## 1972

Obtained 3rd-1974 (Minor) and 6th-1974 (traded to Pittsburgh) from Cleveland for QB Don Horn.  
Obtained WR Haven Moses from Buffalo for WR Dwight Harrison.  
Obtained 3rd-1973 (Howard) from Cleveland for DE Rich Jackson.  
Obtained C Bobby Maples from Pittsburgh for 6th-1973.  
Obtained OT Rick Sharp from Pittsburgh for 8th-1973.  
Obtained DE-OT Lloyd Voss from Pittsburgh for 5th-1973.  
Obtained QB Charley Johnson from Houston for 3rd-1973.  
Obtained RB Eddie Ray and 3rd-1973 (Wood) from San Diego for DT Dave Costa.  
Obtained 7th-1973 (Grant) from Baltimore for TE John Mosier.  
Obtained LB Al Andrews from Buffalo for LB Dave Washington.  
Obtained 5th-1973 (traded to Pittsburgh) from New Orleans for LB John Huard.

## 1971

Obtained RB Joe Dawkins from Houston for RB Dickie Post.  
Obtained OG Larron Jackson and 5th-1972 from Houston for DB Cleophus Johnson.  
Obtained LB Olen Underwood from Houston for OG Bob Young.  
Obtained 5th-1972 (Krieg) from Philadelphia for QB Pete Liske.  
Obtained RB Dickie Post from San Diego for 2nd-1972.  
Obtained QB Steve Ramsey from New Orleans for 4th-1972.  
Obtained OT Roger Shoals from Detroit for LB Carl Cunningham.  
Obtained QB John Stofa from Miami for 7th-1972.  
Obtained DB Butch Byrd from Buffalo for 5th-1972.  
Obtained DB Leroy Mitchell from Houston for DB John Charles.  
Obtained DB John Charles and 4th-1972 (Graham from Minnesota for WR Al Denson).  
Obtained QB Don Horn from Green Bay for DE Alden Roche and exchange of first round positions in 1972 draft.  
Obtained K Jim Turner from New York Jets for K Bobby Howfield.

## 1970

Obtained DB Cornell Gordon from New York Jets for DB Gus Hollomon.  
Obtained TE Jim Whalen from Boston for TE Tom Beer.  
Obtained DB Paul Martha from Pittsburgh for C Walter Highsmith and OT Wallace Dickey.  
Obtained RB Booker Edgerson from Buffalo for 5th-1972.  
Obtained FB Willis Crenshaw from St. Louis for 3rd-1971.  
Obtained TE Billy Masters from Buffalo for 5th-1971.  
Obtained 8th-1971 (Beard) from Houston for RB Tom Smiley.  
Obtained 4th-1971 (Alzado) from Boston for K Charlie Gogolak.

## 1969

Obtained RB Tom Smiley from Cincinnati for WR Eric Crabtree.  
Obtained OT Walt Barnes from Kansas City for 8th-1970.

## 1968

Obtained a future draft choice from the New York Jets for DB Nemiah Wilson, later cancelled when Wilson was cut by the Jets.  
Obtained 4th-1969 (Schnitker) from Kansas City for DT Curley Culp.  
Obtained 3rd-1968 (Vaughan) from Kansas City for DB Goldie Sellers.  
Obtained 4th-1968 from Kansas City for RB Wendell Hayes.  
Obtained 6th-1969 (Williams) from Buffalo for RB Charlie Mitchell.

## 1967

Obtained QB Steve Tensi for 1st-1968 and 1st-1969.  
Obtained OG Dick Tyson, LB Ray Schmutz, DE Rich Jackson from Oakland for WR Lionel Taylor and C Jerry Sturm.  
Obtained RB Cookie Gilchrist, QB George Wilson, OG Ernie Park, and DE Earl Faison from Miami for DE Dan LaRose, LB Jerry Hopkins RB Abner Haynes, and 6th-1968.  
Obtained WR Bill Cronin from Miami for DT Ray Jacobs.  
Obtained DT Dave Costa from Buffalo for 4th-1968.  
Obtained DT Rex Mirich and draft choice from Oakland for DB Willie Brown and QB Mickey Slaughter.

## MAJOR TRADES (Continued)

## 1966

Obtained 3rd-1967 (Current) and 5th-1967 (Lynch) from Miami for RB Cookie Gilchrist.  
Obtained LB Archie Matsos from Oakland for RB Hewritt Dixon.

## 1965

Obtained RB Cookie Gilchrist from Buffalo for RB Billy Joe. Obtained RB Abner Haynes from Kansas City for LB Jim Fraser.

## 1964

Obtained DT Stan Fanning and draft choice from Oakland for RB Gene Mingo.  
Obtained QB Jacky Lee for two years use from Houston for 1st-1965 and DT Bud McFadin.  
Obtained LB Marv Matuszak and DB Billy Atkins from Buffalo for C Walt Cudzik.  
Obtained DT-K Dick Guesman, DE Ed Cooke, DT Charlie Janerette, OG Sid Fournet and LB Jim Price from New York Jets for DB Bob Zeman, LB Wahoo McDaniel, WR Gene Prebola and DT Gordy Holz.

## 1962

Obtained RB Bo Dickinson from Dallas for OB Carl Larpenner.  
Obtained HB Bob Scarpitto, DB Bob Zeman and OE Luther Hayes from San Diego for cash.

## 1960

Obtained DB Goose Gonsoulin from Dallas for FB Jack Spikes.



## RETIRED NUMBERS

The Denver Broncos have retired two jersey numbers in their 35-year history, quarterback Frank Tripucka and running back Floyd Little.

Tripucka, who wore number 18, was Denver's first quarterback and called signals for the Broncos from 1960-63. He played in the American Football League all-star game in 1962 and passed for 7,676 yards in his Denver career.

Little, who wore number 44 for the Broncos as well as during his legendary college career at Syracuse, played in Denver from 1967-75 and is the team's all-time leader in rushing (6,323 yards) and total touchdowns (54). Little was All-AFL in 1969 and played in two AFL all-star games (1968, 1969) and three Pro Bowls (1971, 1972, 1973).



## ALL-TIME ROSTER

Bob Adams	TE	Pacific	1975
Kenneth M. Adamson	G	Notre Dame	1960-62
Allen Adridge	LB	Houston	1994
Steve Alexakos	G	San Jose State	1970
Elijah Alexander	LB	Kansas State	1993-94
Jeff Alexander	RB	Southern	1989, 1992
Ray Alexander	WR	Florida A&M	1984
Ted Alfien	RB	Springfield College	1969
Elihu (Buddy) Allen	HB	Utah State	1961
Donald R. Allen	FB	Texas	1960
Ty Allert	LB	Texas	1990
Henry Allison	T	San Diego State	1977
Vaughn S. (Buddy) Alliston	LB	Mississippi	1960
Lyle Alzado	DE	Yankton College	1971-78
David R. Ames	HB	Richmond	1961
Robert Anderson	HB	Colorado	1970-73
Mitch Andrews	TE	Louisiana State	1987
Lou Andrus	LB	Brigham Young	1967
Otis Armstrong	RB	Purdue	1973-80
LeFrancis Arnold	G/C	Oregon	1974
Mike Askea	T	Stanford	1973
Billy Atkins	DB	Auburn	1964
Frank Atkinson	DE	Stanford	1964
George Atkinson	S	Morris Brown	1979
Steve Atwater	S	Arkansas	1989-94
John Ayers	G	W. Texas State	1987
Jay Bachman	C	Cincinnati	1968-71
Bill Bain	T	So. California	1976, 1978
Jerry Baker	T	Tulane	1983
Mike Barber	TE	Louisiana Tech	1985
Ernie Barnes	G	No. Carolina Col.	1963-64
Walter Barnes	DE	Nebraska	1969-71
Dean Barnett	TE	Nevada (L.V.)	1983
Odell Barry	HB	Findlay	1964-65
James Barton	C	Marshall	1961-62
Rick Baska	LB	UCLA	1976-77
Norman Bass	DB	Pacific	1964
Scott Beavers	G	Georgia Tech	1990
Tom Beer	TE	Houston	1967-69
Dave Behrman	C	Michigan State	1967
Kevin Belcher	T	Wisconsin	1987
Henry Bell	HB	No college	1960
Ken Bell	RB-WR	Boston College	1986-89
Frank Bernardi	DB	Colorado	1960
Lee Bernet	T	Wisconsin	1965-66
Rod Bernstine	RB	Texas A&M	1993-94
Keith Bishop	C-G	Baylor	1980, 1982-89
Tony Boddie	RB	Montana State	1986-87
Melvin Bonner	WR	Baylor	1993-94
Gordon Bowdell	WR	Michigan State	1971
Walt Bowyer	DE	Arizona St.	1983-84, 1987-88
Greg Boyd	DE	San Diego State	1980-82
Greg Bracelin	LB	California	1980
Ronnie Bradford	DB	Colorado	1993-94
Phil Brady	S	Brigham Young	1969
John Bramlett	LB	Memphis State	1965-66
Melvin Bratton	RB	Miami (Fla.)	1989-90
Tyrone Braxton	DB	No. Dakota State	1987-93
Don Breau	QB	McNeese State	1963
Bob Breitenstein	T	Tulsa	1965-67
Chris Brewer	RB	Arizona	1984
Marlin Briscoe	QB	Omaha	1968
John W. (Red) Brodnax	FB	Louisiana State	1960
Michael Brooks	LB	Louisiana State	1987-92
Boyd Brown	TE	Alcorn A&M	1974-76
Clay Brown	TE	Brigham Young	1983
Hardy Brown	LB	Tulsa	1960
Ken Brown	C	New Mexico	1979
Laron Brown	WR	Texas	1987
Willie Brown	DB	Grambling	1963-66
Sam Brunelli	G	Colorado St. Col.	1966-71
Larry Brunson	WR	Colorado	1980
Bill Bryan	C	Duke	1977-88
Steve Bryan	DE/LB	Oklahoma	1987-88
Tom Buckman	TE	Texas A&M	1969
Fred Bukaty	FB	Kansas	1961
Joe Burch	C	Texas Southern	1994
Bobby Burnett	RB	Arkansas	1969

Keith Burns	LB	Oklahoma State	1994
George Burrell	S	Pennsylvania	1969
Steve Busick	LB	Southern California	1981-85
Gerry Bussell	DB	Georgia Tech	1965
Bill Butler	LB	San Fernando Valley	1970
Butler By'not'e	CB	Ohio State	1994
George (Butch) Byrd	DB	Boston University	1971
Scott Caldwell	RB	Texas - Arlington	1987
Carter Campbell	DE	Weber State	1971
Jeff Campbell	WR	Colorado	1994
Larry Canada	FB	Wisconsin	1978-79, 1981
Albert R. Carmichael	HB	So. California	1960-61
Paul Carmichael	HB	El Camino JC	1965
Don Carothers	E	Bradley	1960
Kenneth L. Carpenter	E	Oregon State	1960
Alphonso Carreker	DE	Florida State	1989, 1991
Darren Carrington	CB	Northern Arizona	1989
Dwayne Carswell	TE	Liberty	1994
Rubin Carter	DT	Miami (Fla.)	1975-86
Tim Casey	LB	Oregon	1969
John E. Cash	E	Allen	1961-62
Tom Cassese	DB	C. W. Post	1967
Jeremiah Castille	CB	Alabama	1987-88
Grady Cavness	CB	Texas-El Paso	1969
Barney Chavous	DE	So. Carolina State	1973-85
Max Choboiian	QB	San Fernando State	1966
Tom Cichowski	T	Maryland	1968-69
Ralph Cindrich	LB	Pittsburgh	1974
Brian Clark	T	Clemson	1982
Derrick Clark	RB	Evangel College	1994
Kevin Clark	DB	San Jose State	1987-88, 1990-91
Kelvin Clark	T	Nebraska	1979-81
Mike Clendenen	K	Houston	1987
Don Coffey	E	Memphis State	1963
Steve Coleman	DE	Delaware State	1974
Tony Colorito	NT	Southern California	1986
Darren Comeaux	LB	Arizona State	1982-86
Ed Cooke	DE	Maryland	1964-65
Mark Cooper	G/T	Miami (Fla.)	1983-87
Billy Corgan	CB	Illinois	1970
Kip Corrington	S	Texas A&M	1989-90
Dave Costa	DT	Utah	1967-71
Bill Cottrell	G	Delaware Valley	1972
Larry Cox	DT	Abilene Christian	1966-68
Eric Crabtree	FL	Pittsburgh	1966-68
Gary Crane	LB	Arkansas State	1969
Willis Crenshaw	FB	Kansas State	1970
Ken Criter	LB	Wisconsin	1969-74
Ray Crockett	CB	Baylor	1994
Mike Croel	LB	Nebraska	1991-94
Ed Cummings	LB	Stanford	1965
Carl Cunningham	LB	Houston	1967-70
Mike Current	T	Ohio State	1967-75
Scott Curtis	LB	New Hampshire	1989-90
Brad Daluiso	K	UCLA	1992
Eldon V. Danenhauer	T	Pittsburg (Kan.)	1960-65
William A. Danenhauer	E	Emporia College	1960
Jeff Davidson	G/T	Ohio State	1990-92
Dick Davis	RB	Nebraska	1970
Jack T. Davis	T	Arizona	1960
Marvin Davis	DT	Wichita State	1966
Joe Dawkins	RB	Wisconsin	1971-73
Albert E. Day	T	Eastern Michigan	1960
Steve DeBerg	QB	San Jose State	1981-83
Robert Delpino	RB	Missouri	1993
Rick Dennison	LB	Colorado State	1982-90
Al Denson	FL	Florida A&M	1964-70
John Denvir	G	Colorado	1962
Wallace Dickey	T	S.W. Texas State	1968-69
Richard L. (Bo) Dickinson	FB	So. Mississippi	1962-63
Doug (Bucky) Dilts	P	Georgia	1977-78
Charles Dimry	CB	Nevada-Las Vegas	1991-93
Hewitt Dixon	FB/TE	Florida A&M	1963-65
Zachary Dixon	RB	Temple	1979
Joe DiVito	QB	Boston College	1968
Kirk Dodge	LB	Nevada-Las Vegas	1987
Jack Dolbin	WR	Wake Forest	1975-79
Tom Domes	DT	Wisconsin	1971-72
Mitch Donahue	LB	Wyoming	1993-94

Tony Dorsett	RB	Pittsburgh	1988
Richard A. (Skip) Doyle	HB	Ohio State	1960
Shane Dronett	DE	Texas	1993-94
Tom Drougas	T	Oregon	1974
Darren Drodzov	DT	Maryland	1993-94
Joe Dudek	RB	Plymouth State	1987
Rick Duncan	K	Eastern Montana	1967
Myron Dupree	CB	N.C. Central	1983
Pete Duranko	DE	Notre Dame	1967-70, 72-74

Booker Edgersen	CB	Western Illinois	1970
Ron Egloff	TE	Wisconsin	1977-83
Jason Elam	K	Hawaii	1993-94
Jim Elfrid	LB	Colorado State	1961
John Elway	QB	Stanford	1983-94
John Embree	WR	Compton JC	1969-70
George Hunter Enis	QB	Texas Christian	1962
John P. Epperson	E	Adams State	1960
Thomas D. Erlandson	LB	Washington State	1962-65
Mike Ernst	QB	Cal-Fullerton	1972
Terry Erwin	HB	Boston College	1968
Jay Dale Evans	HB	Kansas City	1961
Jerry Evans	TE	Toledo	1993-94
Larry Evans	LB	Mississippi College	1976-82
Blake Ezor	RB	Michigan State	1990

Stan Fanning	DE	Idaho	1964
Miller Farr	DB	Wichita State	1965
Sean Farrell	G	Penn State	1990-91
Steve Fitzhugh	DB	Miami (Ohio)	1987
Billy Ray Fletcher	E	Memphis State	1966
Simon Fletcher	LB/DE	Houston	1985-94
Steve Foley	DB	Tulane	1976-86
Garrett Ford	FB	West Virginia	1968
Fred Forsberg	LB	Washington	1968, 70-73
Jason Franci	E	Santa Barbara	1966
Mike Francowiak	RB	Central Michigan	1975-76
James G. Fraser	LB/P	Wisconsin	1962-64
Al Frazier	HB	Florida A&M	1961-63
Marv Frazier	WR	Cheyenne State	1973-75
Mike Freeman	G	Arizona	1984, 1986-87
Russell Freeman	T	Georgia Tech	1992-94
Randy Fuller	CB	Tennessee State	1994
Dennis Furjanic	DE	Houston	1967
Will Furrer	QB	Virginia Tech	1994

George Gaiser	T	Southern Methodist	1968
Bob Gaiters	HB	New Mexico State	1963
David Galloway	DE	Florida	1990
Scott Garnett	NT	Washington	1984
Drake Garrett	DB	Michigan State	1968-70
Charles E. Gavin	DE	Tennessee State	1960-63
Ron Geater	NT	Iowa	1992
Bob Geddes	LB	UCLA	1972
Jack Gehrke	WR	Utah	1971
Ralph Giacommaro	P	Penn State	1987
Freddie Gilbert	DE	Georgia	1986-88
Cookie Gilchrist	FB	No college	1965, 1967
Scotty Glacken	QB	Duke	1966-67
Glenn Glass	DB	Tennessee	1966
Tom Glassic	G	Virginia	1976-83
George Goeddeke	G	Notre Dame	1967-72
Austin (Goose) Gonsoulin	DB	Baylor	1960-66
John Gonzaga	G	No college	1966
Brian Goodman	G	UCLA	1975
Harvey Goodman	G	Colorado	1976
Cornell Gorden	CB	No. Carolina A&T	1970-72
Sam Graddy	WR	Tennessee	1987-88
Randy Gradishar	LB	Ohio State	1974-83
Tom Graham	LB	Oregon	1972-74
John Granby	S	Virginia Tech	1992
John Grant	DT/DE	So. California	1973-79
Marsharne Graves	T	Arizona	1984
Gaston Green	RB	UCLA	1991-92
Paul Green	TE	Southern California	1989
Charles Greer	DB	Colorado	1968-74
James D. Greer	E	Elizabeth City State	1960
John Griffin	HB	Memphis State	1964-66
Bill Groman	HB/E	Heidelberg	1963
Dick Guesman	T-K	West Virginia	1964

Kevin Guidry	CB	Louisiana State	1988
Donald Gulseth	LB	North Dakota	1966
Melwood N. (Buzz) Guy	G	Duke	1961-62
Brian Habib	G	Washington	1993-94
Dale Hackbert	S	Wisconsin	1973
Joey Hackett	TE	Elon College	1986
Mike Haffner	E	UCLA	1968-70
Steve Haggerty	DB	Colorado	1975
Chris Hale	DB	USC	1993
Ronnie Haliburton	LB	Louisiana State	1990-91
Darryl Hall	S	Washington	1993-94
Darrell Hamilton	T	North Carolina	1989-91
Wayne Hammond	DT	Montana State	1976
Billy Hardee	DB	Virginia Tech	1976
Mike Harden	CB/S	Michigan	1980-88
Archie Harris	OL	William and Mary	1987
Tony Harris	WR	Toledo	1972
Dwight Harrison	WR	Texas A&I	1971-72
Maurice Harvey	DB	Ball State	1978, 1980
Richard Harvey	LB	Tulane	1994
Harald Hasselbach	DE	Washington	1994
Johnny Ray Hatley	T	Sul Ross State	1960
Arthur A. Hauser	T	Xavier	1961
Wendell Hayes	HB	Humboldt State	1965-67
Abner Haynes	HB	North Texas State	1965-66
Mark Haynes	CB	Colorado	1986-89
Alfred Haywood	RB	Bethune-Cookman	1975
Wymon Henderson	CB	Nevada-Las Vegas	1989-92
Jerry Hendren	WR	Idaho	1970
Brad Henke	DE/NT	Arizona	1989
Gary Henson	E	Colorado	1964
Lonnie Hepburn	CB	Texas Southern	1974
George W. Herring	QB/P	So. Mississippi	1960-61
Mark Herrmann	QB	Purdue	1981-82
Bo Hickey	FB	Maryland	1967
Walter Highsmith	C	Florida A&M	1968-69
Jack Hill	HB	Utah State	1961
Randy Hilliard	CB	Northwest Louisiana	1994
George Hoey	CB	Michigan	1975
John Hoffman	DE	Hawaii	1972
John Hohman	G	Wisconsin	1965-66
Gus Holloman	DB	Houston	1968-69
Shawn Hollingsworth	T	Angelo St.	1983
Ron Holmes	DE	Washington	1989-92
Gordon Holz	DT	Minnesota	1960-63
Winford Hood	G/T	Georgia	1984-88
Jerry Hopkins	LB	Texas A&M	1963-66
Mike Horan	P	Long Beach State	1986-92
Don Horn	QB	San Diego State	1971-72
Paul Howard	G	Brigham Young	1973-75, 1977-86
Bobby Howfield	K	No college	1968-70
John Huard	LB	Maine	1967-69
Robert Hudson	LB	Clemson	1960-61
John Hufnagel	QB	Penn State	1974-75
Bobby Humphrey	RB	Alabama	1989-91
Bob Humphreys	K	Wichita State	1967-68
Stefan Humphries	G	Michigan	1987-88
Ricky Hunley	LB	Arizona	1984-87
Daniel Hunter	CB	Henderson State	1985-86
Glenn Hyde	G-T	Pittsburgh	1976-81, 1984-85
Martin Imhof	DE	San Diego State	1976
Jerry Inman	DT	Oregon	1966-71, 73
Bernard Jackson	DB	Washington State	1977-80
Larron Jackson	G	Missouri	1971-74
Mark Jackson	WR	Purdue	1986-92
Richard Jackson	DE	Southern	1967-72
Roger Jackson	DB	Bethune-Cookman	1982-85, 1987
Tom Jackson	LB	Louisville	1973-86
Frank Jackunas	C	Detroit	1963
Ray Jacobs	LB	North Carolina	1994
Ray Jacobs	DT	Howard Payne	1963-66
Charlie Janerette	DT	Penn State	1964-65
Tom Janik	DB/P	Texas A&I	1963-64
Pete Jaquess	DB	E. New Mexico	1967-70
Jim Jensen	RB	Iowa	1977, 1979-80
William Jessup	E	Southern California	1960
Eugene Jeter	LB	Arkansas AM&N	1965-67

William (Billy) Joe	FB	Villanova	1963-64
Barry Johnson	WR	Maryland	1991
Butch Johnson	WR	Cal-Riverside	1984-85
Charley Johnson	QB	New Mexico State	1972-75
Chuck Johnson	T	Texas	1992-93
Earl Johnson	DB	South Carolina	1987
Jason Johnson	WR	Illinois State	1988
Reggie Johnson	TE	Florida State	1991-93
Vance Johnson	WR	Arizona	1985-93
Tim Joiner	LB	Louisiana State	1987
Calvin Jones	CB	Washington	1973-76
David Jones	OL	Texas	1987
Daryll Jones	DB	Georgia	1987
Henry Jones	RB	Grambling	1969
Jimmy Jones	WR	Wisconsin	1968
Leonard Jones	DB	Texas State	1987
Rondell Jones	S	North Carolina	1993-94
Rulon Jones	DE	Utah State	1980-88
Victor Jones	RB	Louisiana State	1992
Larry Jordan	E/LB	Youngstown	1962-64
Donald G. Joyce	E	Tulane	1962
Jim Juriga	T/G	Illinois	1988-90

John Kacherski	LB	Ohio State	1992
Larry Kaminski	C	Purdue	1966-73
Bob Kampa	DT	California	1974
Ken Karcher	QB	Tulane	1987-88
Rich Karlis	K	Cincinnati	1982-88
Keith Kartz	C-T	California	1987-94
Clarence Kay	TE	Georgia	1984-92
Bill Keating	DT	Michigan	1966-67
Mike Kellogg	FB	Santa Clara	1966-67
Pat Kelly	TE	Syracuse	1988-89
Crawford Ker	G	Florida	1991
Jon Keyworth	RB	Colorado	1974-80
Jim Kiick	RB	Wyoming	1976-77
Tony Kimbrough	WR	Jackson State	1993-94
Donald W. King	E	Kentucky	1960
Vince Kinney	WR	Maryland	1978-79
Bruce Klostermann	LB	So. Dakota State	1987-89
Jeff Knappe	QB	Northern Colorado	1980
Shawn Knight	NT	Brigham Young	1988
Mike Knox	LB	Nebraska	1987
Robert E. Konovsky	E	Wisconsin	1961
Greg Kragen	NT	Utah State	1985-93
Jim Krieg	WR	Washington	1972
Gary Kroner	K	Wisconsin	1965-67
Ray Kubala	C	Texas A&M	1964-67
Gary Kubiak	QB	Texas A&M	1983-91
Frank W. Kuchta	C	Notre Dame	1960
Aaron Kyle	DB	Wyoming	1980-82

Ron Lamb	FB	South Carolina	1968
Gordon Lambert	LB	Tennessee-Martin	1968-69
Patsy C. Lamberti, Jr.	LB	Richmond	1961
Gene Lang	RB	Louisiana State	1984-87
Le-Lo Lang	CB	Washington	1990-93
Ken Lanier	T	Florida State	1981-92, 94
Dan LaRose	DE	Missouri	1966
Carl James Larpenter	G	Texas	1960-61
Bill Larson	TE	Colorado State	1980
Bill Laskey	LB	Michigan	1973-74
Isaac T. Lassiter	E	St. Augustine	1962-64
Kit Lathrop	DE	Arizona State	1979
Don Latimer	DT	Miami (Fla.)	1978-83
Jim Leclair	QB	C. W. Post	1967-68
Roger LeClerc	C	Trinity (Conn.)	1967
Jacky Lee	QB	Cincinnati	1964-65
Larry Lee	C/G	UCLA	1987
Max Leetzow	DE	Idaho	1965-66
Mike Lemon	LB	Kansas	1975
Jack Lentz	S	Holy Cross	1967-68
Darrell Lester	FB	McNeese State	1965-66
Greg Lewis	RB	Washington	1991-92
Herman Lewis	DE	Virginia Union	1968
Tony Lilly	S	Florida	1984-87
Hub Lindsey	HB	Wyoming	1968
Pete Liske	QB	Penn State	1969-70
Floyd Little	HB	Syracuse	1967-75

Bill Lobenstein	DL	Wisconsin-Whitewater	1987
Kerry Locklin	TE	New Mexico State	1987
Dave Logan	WR	Colorado	1984
Tim Lucas	LB	California	1987-93
Tommy Luke	LB	Mississippi	1968
Fran Lynch	HB	Hofstra	1967-75
Anthony Lynn	RB	Texas Tech	1993
Tom Lyons	G	Georgia	1971-76
Rob Lytle	TE/RB	Michigan	1977-83

Dan MacDonald	LB	Idaho State	1987
Tommy Maddox	QB	UCLA	1992-93
Don Maggs	G/T	Tulane	1993-94
Ernest G. (Pete) Mangum	LB	Mississippi	1960
Wade Manning	WR	Ohio State	1981-82
Brisen Manor	DE	Arkansas	1977-84
Bobby Maples	C	Baylor	1972-78
Arthur Marshall	WR	Georgia	1992-93
Charles E. Marshall	HB	Oregon State	1962
Warren Marshall	RB	James Madison	1987
Paul Martha	S	Pittsburgh	1970
Rick Massie	WR	Kentucky	1987-88
Billy Masters	TE	Louisiana State	1970-74
Pat Malson	G	Oregon	1966-67
Archie Matsos	LB	Michigan State	1966
Jack Mattox	T	Fresno State	1961-62
Marv Matuszak	LB	Tulsa	1964
Andy Maurer	T	Oregon	1977
Dean May	QB	Louisville	1987
Ray May	LB	So. California	1973-75
Brendan McCarthy	FB	Boston College	1968-69
John McCormick	QB	Massachusetts	1963, 65-66, 68
Jake McCullough	DE	Clemson	1989-90
Robert V. McCullough	G	Colorado	1962-65
Lawrence McCutcheon	RB	Colorado State	1980
Ed (Wahoo) McDaniel	LB	Oklahoma	1961-63
Orlando McDaniel	WR	Louisiana State	1982
Lewis B. (Bud) McFadin	DT	Texas	1960-63
John McGeeever	DB	Auburn	1962-65
Keli McGregor	TE	Colorado State	1985
Monte McGuire	QB	Texas Tech	1987
Bill McKoy	LB	Purdue	1970-72
Ron McLean	DL	Cal-State-Fullerton	1987
James R. McMillin	DB	Colorado State	1960-62, 1964-65
Robert McNamara	HB	Minnesota	1960-61
Karl Mecklenburg	LB/DE	Minnesota	1983-94
Bob Meeks	C	Auburn	1992-94
Jon Melander	G	Minnesota	1993-94
Mark Merrill	LB	Minnesota	1981-82
Bobby Micho	RB/TE	Texas	1986-87
Glyn Milburn	RB	Stanford	1993-94
Hugh Millen	QB	Washington	1994
Anthony Miller	WR	Tennessee	1994
Jeff Mills	LB	Nebraska	1990-93
Eugene Mingo	HB/K	No college	1960-64
Claudia Minor	T	San Diego State	1974-82
Tommy Earl Minter	HB	Baylor	1962
Dean Miraldi	T	Utah	1985
Rex Mirich	DE	Northern Arizona	1967-69
Alvin Mitchell	S/WR	Morgan State	1970
Charlie Mitchell	HB	Washington	1963-67
Leroy Mitchell	CB	Texas Southern	1971-73
Orson Mobley	TE	Salem College (W.V.)	1986-90
Alton Montgomery	S/CB	Houston	1990-92
Marv Montgomery	T	So. California	1971-76
Randy Montgomery	CB	Weber State	1971-73
Mike Montler	C	Colorado	1977
Alex Moore	HB	Norfolk State	1968
Bob Moore	TE	Stanford	1978
Leroy Moore	DE	Fort Valley (Ga.)	1964-65
Randy Moore	DT	Arizona State	1976
Shawn Moore	QB	Virginia	1991-93
Emery Moorehead	WR/RB	Colorado	1980
Craig Morton	QB	California	1977-82
Haven Moses	WR	San Diego State	1972-81
John Mosier	TE	Kansas	1971
Bobby Moten	TE	Bishop College	1968
Marc Munford	LB	Nebraska	1987-90
Mark Murray	LB	Florida	1991
Wilbur Myers	S	Delta State	1983



Jesse Myles	RB	Louisiana State	1983-84
Chip Myrtle	LB	Maryland	1967-72
Rob Nairne	LB	Oregon State	1977-80
Tom Nalen	C	Boston College	1994
Ricky Nattiel	WR	Florida	1987-92
Ron Nery	E	Wisconsin	1963
Tom Neville	T	Mississippi State	1978
Lee (Mike) Nichols	C	Arkansas A&M	1960-61
John Nocera	LB	Iowa	1963
Tom Nomina	T	Miami (Ohio)	1963-65
Ben Norman	RB	Colorado State	1980
Chris Norman	P	So. Carolina	1984-86
Philip H. Nugent	HB	Tulane	1961
Tom Oberg	S	Portland State	1968-69
Riley Odoms	TE	Houston	1972-83
Muhammad Oliver	DB	Oregon	1992
Phil Olsen	C	Utah State	1975-76
Harold Olson	T	Clemson	1963-64
John Olszewski	FB	California	1962
Jim O'Malley	LB	Notre Dame	1973-75
Willie Oshodin	DE	Villanova	1993-94
Chris Pane	DB	Chico State	1976-79
Don Parish	LB	Stanford	1972
Ernie Park	G	McMurry State	1967
Charlie Parker	G	So. Mississippi	1965
Daren Parker	P	South Carolina	1992
Scott Parrish	OT	Utah State	1976
Rick Parros	RB	Utah State	1981-84
Al Pastrana	QB	Maryland	1969-70
Russell Payne	TE	Appalachian State	1987
Jack Peavey	OL	Troy State	1987
Craig Penrose	QB	San Diego State	1976-79
James W. Perkins	T	Colorado	1962-64
Lonnie Perrin	RB	Illinois	1976-78
Gerald Perry	G/T	Southern University	1988-90
Robert Perryman	FB	Michigan	1991-92
Anton Peters	T	Florida	1963
Lyle Pickens	DB	Colorado	1987
John Pitts	S	Arizona State	1973-75
Dave Pivec	TE	Notre Dame	1969
Bruce Plummer	DB	Mississippi State	1987-88, 1990
Bobby Ply	DB	Baylor	1967
Randy Polt	DB	Stanford	1975-77
David Poole	DB	Carson-Newman	1993
Nathan Poole	RB	Louisville	1982-83, 1985, 1987
Kerry Porter	RB	Washington State	1990
Dickie Post	RB	Houston	1971
Warren Powers	DE	Maryland	1989-91
Eugene Prebola	E	Boston University	1961-63
Steve Preece	S	Oregon State	1972
Dave Preston	HB	Bowling Green	1978-83
Luke Prestidge	P	Baylor	1979-83
James Price	LB	Auburn	1964
Errol Pnsby	DB	Cincinnati	1967
Mike Pritchard	WR	Colorado	1994
John J. Pyeatt	HB	No college	1960
Frank Quayle	RB	Virginia	1969
Bruce Radford	DE	Grambling	1979
Steve Ramsey	QB	North Texas State	1971-76
Leo T. Reed	T	Colorado State	1961
Tony Reed	RB	Colorado	1981
Dan Remsberg	T	Abilene Christian	1986-87
Randy Rich	DB	New Mexico	1977
Bob Richardson	DB	UCLA	1966
Frank Richter	LB	Georgia	1967-69
Larry Riley	DB	Salem College (W.V.)	1977
Reggie Rivers	RB	SW Texas State	1991-94
Joe Rizzo	LB	Merchant Marines	1974-80
Randy Robbins	DB	Arizona	1984-91
Frank Robinson	CB	Boise State	1992-93
Jeff Robinson	DE	Idaho	1993-94
Jeroy Robinson	LB	Texas A&M	1990
Matt Robinson	QB	Georgia	1980
Alden Roche	DE	Southern University	1970
Ruben Rodriguez	P	Arizona	1992

William E. Roehneft	LB	Bradley	1961-62
Stan Rogers	T	Maryland	1975
David S. Rolle	FB	Oklahoma	1960-61
Albert Romine	HB	Florence State	1960
Barry Rose	WR	Wisc.-Stevens Point	1993
Oliver Ross	RB	Alabama A&M	1973-75
Tobin Rote	QB	Rice	1966
Tom Rouen	P	Colorado	1993-94
Justin D. Rowland	HB	Texas Christian	1962
John Rowser	DB	Michigan	1974-76
Martin Rudolph	DB	Arizona	1987
Mike Ruether	C	Texas	1988-89
Darryl Russell	DB	Appalachian State	1987
Derek Russell	WR	Arkansas	1991-94
Leonard Russell	RB	Arizona State	1994
Jim Ryan	LB	William and Mary	1979-88
Tom Rychlec	E	American International	1963
George Saimes	S	Michigan State	1970-72
Harvey Salem	T	California	1991
Clint Sampson	WR	San Diego State	1983-86
Glenell Sanders	LB	Louisiana Tech	1994
John Sawyer	TE	So. Mississippi	1983-84
Ron Sbranti	LB	Utah State	1966
Robert Scarpitto	WR/P	Notre Dame	1962-67
Carl Schaukowitz	G	Penn State	1975
Steve Schindler	G	Boston College	1977-78
Mike Schnitker	G	Colorado	1969-74
John Schultz	WR	Maryland	1976-78
Lew Scott	DB	Oregon State	1966
Kirk Scrafford	T	Montana	1993-94
James H. Sears	H B	So. California	1960-61
Goldie Sellers	DB	Grambling	1966-67
Jeff Severson	DB	Long Beach State	1975
Steve Sewell	RB/WR	Oklahoma	1985-92
Don Shackelford	G	Pacific	1964
Rick Sharp	T	Washington	1972
Shannon Sharpe	WR	Savannah State	1990-94
George H. Shaw	QB	Oregon	1962
Richard Shelton	CB	Liberty	1989
Rod Sherman	WR	Southern California	1972
Roger T. Shoals	T	Maryland	1971
Laval Short	DT	Colorado	1980
Jerry Simmons	WR	Bethune-Cookman	1971-74
Leon Simmons	LB	Grambling	1963
Mike Simone	LB	Stanford	1972-74
Jack M. Simpson	LB	Mississippi	1961
John Skopan	HB	So. Mississippi	1963
Milton (Mickey) Slaughter	QB	Louisiana Tech	1963-66
Tom Smiley	RB	Lamar Tech	1969
Aaron Smith	LB	Utah State	1984
Art Smith	LB	Hawaii	1980
Ben Smith	CB	Georgia	1994
Daniel Eugene Smith	HB	Northeast Oklahoma	1961
Dennis Smith	S	Southern California	1981-84
Don Smith	G	Florida A&M	1967
Ed Smith	DE	Colorado College	1973-75
Elliott Smith	CB	Alcorn A&M	1990
Harold Smith	T	UCLA	1960
Hugh B. Smith	E	Kansas	1962
James Smith	S	Utah State	1969
Matt Smith	LB	West Virginia	1987
Monte Smith	G	North Dakota	1989
Paul Smith	DT/DE	New Mexico	1968-78
Perry Smith	DB	Colorado State	1980-81
Sammie Smith	RB	Florida State	1992
Willie Smith	G	Michigan	1960
Matt Snorton	TE	Michigan State	1964
Brian Sochia	NT/DE	NW Oklahoma State	1991-92
Roland Solomon	CB	Utah	1981
Henry Sorrell	LB	Chattanooga	1967
Rich Stachowski	DE/NT	California	1983
Jerry N. Stalcup	LB	Wisconsin	1961-62
Tim Stallworth	WR	Washington State	1990
Scott Stankavage	QB	North Carolina	1984, 1986
Bruce Starling	HB	Florida	1963
Larry Steele	P	Santa Rosa	1974
Fred Steinfert	K	Boston College	1979-81
James E. Stinnette	FB/LB	Oregon State	1961-62
Jesse Stokes	DB	Corpus Christi	1968

Don E. Stone	FB	Arkansas	1961-64
Otto Stowe	WR	Iowa State	1974
Robert J. Stransky	HB	Colorado	1960
David Strickland	T/G	Memphis State	1960
Deon Strother	RB	Southern California	1994
Dave Studdard	T	Texas	1979-88
Jerry G. Sturm	C/T/G	Illinois	1961-66
Nick Subis	G/C	San Diego State	1991
John Sullins	LB	Alabama	1992
Don Summers	TE	Boise State	1984-85
Jim Summers	DB	Michigan State	1967
Charles Swann	WR/DB	Indiana State	1994
Shane Swanson	WR	Nebraska	1987
Neal Sweeney	FL	Tulsa	1967
Bob Swenson	LB	California	1975-79, 1981-83
Gene Sykes	DB	Louisiana State	1967
Jim Szymanski	DE	Michigan State	1990-91

George Tarasovic	DE	Louisiana State	1967
Alphonso Taylor	DT	Temple	1993
Kitrick Taylor	WR	Washington State	1993
Jerry L. Tarr	E	Oregon	1962
Lionel T. Taylor	E	New Mexico Highlands	1960-66
Steve Tensi	QB	Florida State	1967-70
Jim Thibert	LB	Toledo	1965
Calvin Thomas	RB	Illinois	1988
Earlie Thomas	DB	Colorado State	1975
J. T. Thomas	S	Florida State	1982
Zach Thomas	WR/PR	S. California State	1983-84
Anthony Thompson	LB	East Carolina	1990
Arland Thompson	G	Baylor	1980
Billy Thompson	DB	Maryland State	1969-81
Jim Thompson	DT	Southern Illinois	1965
Robert Thompson	WR	Youngstown State	1987
Cedric Tillman	WR	Alcorn State	1992-94
Dave Tobey	LB	Oregon	1968
Andre Townsend	DE/NT	Mississippi	1984-90
Keith Traylor	LB	Central State (Oklahoma)	1991-92
Jerry Traynham	HB	Southern California	1961
David Treadwell	K	Clemson	1989-92
Steve Trimble	DB	Maryland	1981-83
Frank Tripucka	QB	Notre Dame	1960-63
Jeff Tupper	DL	Oklahoma	1987
Godwin Turk	LB	Southern Univ.	1976-78
Clem Turner	RB	Cincinnati	1970-72
Jim Turner	K	Utah State	1971-79
Maurice Tyler	S	Morgan State	1973-74
Richard Tyson	G	Tulsa	1967

Keith Uecker	T	Auburn	1982-83
Rick Upchurch	WR	Minnesota	1975-83
Olen Underwood	LB	Texas	1971

Bill Van Heusen	WR/P	Maryland	1968-76
Bob Vaughan	G	Mississippi	1968
Chris Verhulst	TE	Cal-State Chico	1990
Lloyd Voss	T	Nebraska	1972

Bob Wade	CB	Morgan State	1970
Clarence Walker	HB	Southern Illinois	1963
Kenny Walker	DE	Nebraska	1991-92
Brett Wallerstedt	LB	Arizona State	1994
Dave Washington	LB	Alcorn A&M	1971
Dave Washington	E	Southern California	1968
Gene Washington	WR	Michigan State	1973
Ted Washington	NT	Louisville	1994
Steve Watson	WR	Temple	1979-87
Norris Weese	QB	Mississippi	1976-79
Theodore A. Wegert	FB	No college	1961
Jack Weil	P	Wyoming	1986
Bill West	CB	Tennessee State	1972
Charlie West	DB	UTEP	1978-79
Willie West	DB	Oregon	1964
Max Wettstein	E	Florida State	1966
Jim Whalen	TE	Boston College	1970-71
Andre White	TE	Florida A&M	1967
Jim White	DE	Colorado State	1976
Dave Widell	C/G	Boston College	1990-94
Doug Widell	G	Boston College	1989-92
Gerald Willhite	RB	San Jose State	1982-88

Dan Williams	DE	Toledo	1993-94
Harold Williams	HB	Miami (Ohio)	1961
Wandy Williams	RB	Hofstra	1969-70
Nemiah Wilson	DB	Grambling	1965-67
Steve Wilson	CB	Howard	1982-88
Sammy Winder	RB	Southern Mississippi	1982-90
Bryant Winn	LB	Houston	1967
Malcolm Richard Wood	QB	Auburn	1962
Ken Woodard	LB	Tuskegee Institute	1982-86
Ray Woodard	DE	Texas	1987
Chris Woods	WR	Auburn	1989
James Earl Wright	HB	Memphis State	1964
Jim Wright	TE	Texas Christian	1980-85
Lonnie Wright	DB	Colorado State	1966-67
Louis Wright	CB	San Jose State	1975-86
Dave Wyman	LB	Stanford	1993-94

William G. Yelverton	E	Mississippi	1960
Joseph A. Young	E	Arizona	1960-61
Michael Young	WR	UCLA	1989-92
Robert Young	G	Howard Payne	1966-70

Bob Zeman	DB	Wisconsin	1962-63
Gary Zimmerman	T	Oregon	1993-94

## SCHOOLS REPRESENTED

Colorado 24, Wisconsin 16, Southern California 16, Maryland 14, Oregon 14, Louisiana State 13, Colorado State 12, Texas 12, Arizona 11, UCLA 11, Washington 13, Michigan State 10, Stanford 10, Utah State 10, Boston College 10, California 9, Georgia 10, Houston 10, Michigan 9, Nebraska 9, San Diego State 9, Baylor 9, Mississippi 8, Notre Dame 8, Auburn 7, Florida 7, Florida A&M 7, Florida State 7, Texas A&M 7, Grambling 6, Memphis State 6, Minnesota 6, Ohio State 7, Oregon State 6, Penn State 6, Southern Mississippi 6, Tulane 7, Arizona State 7, Arkansas 5, Brigham Young 5, Clemson 5, Oklahoma 5, Pittsburgh 5, Purdue 5, San Jose State 5, Southern 5, Tulsa 5, Wyoming 5, Alcorn State 4, Idaho 4, Illinois 4, Kansas 4, Kansas 4, Miami (Fla.) 4, Nevada-Las Vegas 4, South Carolina 4, Toledo 4, Utah 4, Washington State 4, 24 with three each, 33 with two each, 106 with one each. Seven players did not attend college.

## SERVICE

**FOURTEEN YEARS** — Tom Jackson 1973-86; Dennis Smith 1981-94.

**THIRTEEN YEARS** — Barney Chavous 1973-85; John Elway 1983-94; Paul Howard 1973-75, 1977-86; Ken Lanier 1981-92, 94; Bill Thompson 1969-81.

**TWELVE YEARS** — Billy Bryan 1977-88; Rubin Carter 1975-86; Karl Mecklenburg 1983-94; Riley Odoms 1972-83; Louis Wright 1975-86.

**ELEVEN YEARS** — Steve Foley 1976-86; Paul Smith 1968-78.

**TEN YEARS** — Simon Fletcher 1985-94; Randy Gradisher 1974-83; Haven Moses 1972-81; Jim Ryan 1979-88; Dave Studdard 1979-88.

**NINE YEARS** — Keith Bishop 1980, 1982-89; Mike Current 1967-75; Rick Dennison 1982-90; Mike Harden 1980-88; Vance Johnson 1985-93; Rulon Jones 1980-88; Clarence Kay 1984-92; Greg Kragen 1985-93; Gary Kubiak 1983-91; Floyd Little 1967-75; Fran Lynch 1967-75; Claude Minor 1974-82; Jim Turner 1971-79; Rick Upchurch 1975-83; Billy Van Heusen 1968-76; Steve Watson 1979-87; Sammy Winder 1982-90.

**EIGHT YEARS** — Lyle Alzado 1971-78; Otis Armstrong 1973-80; Tom Glassic 1976-83; Glenn Hyde 1976-81; Larry Kaminski 1966-73; Keith Kartz 1987-94; Brison Manor 1977-84; Randy Robbins 1984-91; Steve Sewell 1985-92; Bob Swenson 1975-79; 1981-83.

**SEVEN YEARS** — Tyrone Braxton 1987-93; Al Denson 1964-70; Pete Duranko 1967-70, 1972-74; Ron Egloff 1977-83; Larry Evans 1976-82; Goose Gosnolin 1960-66; John Grant 1973-79; Charles Greer 1968-74; Mike Horan 1986-92; Jerry Inman 1966-71; Mark Jackson 1986-92; Rich Karlis 1982-88; Jon Keyworth 1973-79; Tim Lucas 1987-93; Rob Lytle 1977-83; Bobby Maples 1972-78; Joe Rizzo 1974-80; Lionel Taylor 1960-66; Andre Townsend 1984-90; Gerald Willhite 1982-88; Steve Wilson 1982-88.

**SIX YEARS** — Steve Atwater 1989-94; Sam Brunelli 1966-71; Michael Brooks 1987-92; Ken Criter 1969-74; Eldon Danonhauer 1960-65; George Goeddeke 1967-72; Richard Jackson 1967-72; Don Latimer 1978-83; Tommy Lyons 1971-76; Marv Montgomery 1971-76; Craig Morton 1977-82; Chip Myrtle 1967-72; Dave Preston 1978-83; Steve Ramsey 1971-76; Bob Scarpitto 1962-67; Mike Schnitker 1969-74; Jerry Sturm 1961-66.

## ALL-TIME NUMERICAL ROSTER

## All-Time Numerical Roster Notes

\*Every jersey number has been worn at least once in franchise history.

## Numbers Worn Just Once

# 5	Brad Daluiso	K	92
6	Ralph Giacommaro	P	87
9	David Treadwell	K	89-92
18	Frank Tripucka	QB	60-63

## Players Who Have Had Two Numbers

Chris Norman	P	# 1, 4
Cookie Gilchrist	RB	2, 30
Milton (Mickey) Slaughter	QB	7, 14
John Hufnagel	QB	14, 16
John McCormick	QB	10, 11
Kevin Clark	DB	20, 27
Greg Lewis	RB	20, 41
Gerry Russell	DB	21, 22
Roger Jackson	DB	25, 28
Wendell Hayes	HB	29, 33
Lonnie Perrin	RB	33, 35
Charlie West	DB	40, 42
Billy Van Heusen	WR	42, 45
Bobby Micho	RB	46, 87
Jim Fraser	LB	51, 55
Gordon Lambert	LB	51, 76
Randy Gradishar	LB	52, 53
Jim Thibert	LB	53, 84
Tim Lucas	LB	58, 59
Glenn Hyde	G	65, 67
Walter Highsmith	C	65, 68
Sam Brunelli	G	68, 72
Larry Cox	DT	66, 77
Jack Mattox	T	76, 77
Winford Hood	G	74, 78
Tony Kimbrough	WR	80, 82
Kitrick Taylor	WR	81, 42
Shannon Sharpe	WR	81, 84
Rick Massie	WR	85, 85
John Schultz	WR	84, 86

DENVER BRONCOS ALL-TIME  
NUMERICAL ROSTER 1960-94

#0			
John Olszewski	FB	62	

#1			
Jason Eiam	K	93-94	
Darren Parker	P	92	
Chris Norman	P	84-85	

#2			
Will Furrer	QB	94	
Mike Horan	P	86-92	
Alex Moore	RB	68	
Joe DiVito	QB	68	
Bobby Humphreys	K	67-68	
Cookie Gilchrist	FB	65	

#3			
Rich Karlis	K	82-88	
Bobby Howfield	K	68-70	
William (Billy) Joe	FB	63-64	

#4			
Rueben Rodriguez	P	92	
Chris Norman	P	86	
Robert Thompson	WR	87	
Rick Duncan	K	67	

#5			
Brad Daluiso	K	92	

#6			
Ralph Giacommaro	P	87	

#7			
John Elway	QB	83-94	

Craig Morton	QB	77-82	
Milton (Mickey) Slaughter	QB	63-66	

#8			
Tommy Maddox	QB	92-93	
Gary Kubiak	QB	83-91	

#9			
David Treadwell	K	89-92	

#10			
Mark Herrmann	QB	81-82	
Doug (Bucky) Dilts	P	77-78	
Steve Ramsey	QB	71-76	
Jim Leclair	QB	67-68	
John McCormick	QB	63, 65-66 & 68	

#11			
Luke Prestridge	P	79-83	
Bobby Anderson	HB	70-73	
Tobin Rote	QB	66	
John McCormick	QB	63, 65-66 & 68	

#12			
Shawn Moore	QB	92-93	
Ken Karcher	QB	87-88	
Craig Penrose	QB	76-79	
Charley Johnson	QB	72-75	
Al Pastrana	QB	69-70	
Gary Kroner	K	65-67	

#13			
Jack Weil	P	86	
Don Horn	QB	71-72	
Steve Tensi	QB	67-70	
Hub Lindsey	QB	68	

#14			
Dean May	QB	87	
Scott Stankavage	QB	84, 86	
Norris Weese	QB	76-79	
John Hufnagel	QB	74-75	
Pete Liske	QB	69-70	
Goldie Sellers	DB	66-67	
Milton (Mickey) Slaughter	QB	63-66	
Don Smith	G	67	
George Hunter Enis	QB	62	
Richard (Skip) Doyle	HB	60	

#15			
Mike Clendenen	K	87	
Jim Turner	K	71-79	
Marlin Briscoe	QB	68	
Max Chobolan	QB	66	
Jacky Lee	QB	64-65	
George Shaw	QB	62	
Philip Nugent	HB	61	

#16			
Tom Rouen	P	93-94	
Monte McGuire	QB	87	
Jeff Knapple	QB	80	
John Hufnagel	QB	74-75	
Mike Ernst	QB	72	
George Herring	QB	60-61	

#17			
Hugh Millen	QB	94	
Steve DeBerg	QB	81-83	
Matt Robinson	QB	80	
Scotty Glacken	QB	66-67	
George Shaw	QB	62	

#18			
Frank Tripucka	QB	60-63	

#19			
Fred Steinfert	K	79-81	
Don Breaux	QB	63	

#20			
Greg Lewis	RB	92	
Darryl Jones	DB	87	
Kevin Clark	DB	90-91	
Louis Wright	CB	75-86	
Charles Greer	DB	68-74	
Billy Ray Fletcher	E	66	
Willie West	DB	64	
Tommy Minter	HB	62	
Jerry Traynham	HB	61	
Henry Bell	HB	60	

#21			
Randy Hilliard	CB	94	
Le-Lo Lang	CB	90-93	
Earl Johnson	DB	87	
Myron Dupree	CB	83	
Randy Poff	DB	75-77	
Randy Montgomery	CB	71-73	
Bobby Burnett	RB	69	
Tommy Luke	LB	68	
Jesse Stokes	DB	68	
Goldie Sellers	DB	66-67	
Gerry Russell	DB	65	
Eugene Mingo	HB	60-64	

#22			
Glyn Milburn	RB	93-94	
Alton Montgomery	S	90-93	
Tony Lilly	S	84-87	
Aaron Kyle	DB	80-82	
Steve Haggerty	DB	75	
Frank Lynch	HB	67-75	
Bobby Ply	DB	67	
Gerry Russell	DB	65	
Elihu (Buddy) Allen	HB	61	
David Ames	HB	61	
Bob Stransky	HB	60	

#23			
Ronnie Bradford	CB	93-94	
Sammy Winder	RB	82-90	
Chris Pane	DB	76-79	
Billy Hardee	CB	76	
Alfred Haywood	RB	75	
George Hoey	DB	75	
Larry Steele	P	74	
Maurice Tyler	S	73-74	
Steve Preece	S	72	
Dickie Post	RB	71	
Drake Garrett	DB	68-70	
Gene Sykes	DB	67	
Austin (Goose) Gonsoulin	DB	60-66	

#24			
Randy Wyman	CB	94	
Wymon Henderson	CB	89-91	
Tony Boddie	RB	86-87	
Rick Parros	RB	81-84	
Otis Armstrong	RB	73-80	
George (Butch) Byrd	DB	71	
Booker Edgersen	CB	70	
Phil Brady	S	69	
Willie Brown	DB	63-66	
Hardy Brown	LB	60	
Donald Allen	FB	60	

#25			
Charles Swann	DB	94	
Kip Corrington	S	89-90	
Roger Jackson	DB	87	
Daniel Hunter	CB	85-86	
Haven Moses	WR	72-81	
Ted Allen	RB	69	
Errol Prisby	DB	67	

#26			
Ben Smith	CB	94	
Chris Hale	DB	93	
Bobby Humphrey	RB	89-91	
Lyle Pickens	DB	87	
Chris Brewer	RB	84	
J. T. Thomas	DB	82	
Larry Riley	DB	77	
Calvin Jones	CB	73-76	
George Salmes	S	70-72	
Darrell Lester	FB	65-66	

Tommy Janik	DB	63-64	
Frank Quayle	RB	69	
Don Coffey	E	63	

#27			
Steve Atwater	S	89-94	
Kevin Clark	DB	87-88	
Maurice Harvey	DB	78, 80	
Tom Oberg	S	68-69	
Charlie Mitchell	HB	63-67	

#28			
Butler By'n'ot'e	RB	94	
Gaston Green	RB	91-92	
Elliot Smith	CB	90	
Jeremiah Castille	CB	87-88	
Scott Caldwell	RB	87	
Roger Jackson	DB	82-85	
Cornell Gordon	CB	70-72	
Jack Lentz	S	67-68	
Abner Haynes	HB	65-66	
Billy Atkins	DB	64	
Bobby Galters	HB	63	

#29			
Charles Dimry	CB	91-93	
Darren Carrington	DB	89	
Warren Marshall	RB	87	
Wilbur Myers	S	83	
Bernard Jackson	DB	77-80	
Bill West	CB	72	
Wendy Williams	RB	69-70	
Wendell Hayes	HB	65-67	

#30			
Steve Sewell	RB	85-92	
Jim Jensen	RB	77, 79-80	
Oliver Ross	RB	73-75	
Cookie Gilchrist	RB	67	
Hewitt Dixon	FB	63-65	
Clarence Walker	HB	63	

#31			
Rondell Jones	S	93-94	
Victor Jones	RB	92	
Kerry Porter	RB	90	
Mike Harden	CB	80-88	
Zachary Dixon	RB	79	
Mike Franckowiak	RB	75-76	
Bo Hickey	FB	67	

#32			
Sammie Smith	RB	92	
Melvin Bratton	RB	89-90	
Calvin Thomas	RB	88	
Joe Dudek	RB	87	
Leonard Jones	DB	87	
Tony Reed	RB	81	
Jon Keyworth	RB	74-80	
Garrett Ford	FB	68	
Mike Kellogg	FB	66-67	

#33			
Rod Bernstine	RB	93-94	
Robert Perryman	FB	91-92	
Tony Dorsett	RB	88	
Gene Lang	RB	84-87	
Lawrance McCutcheon	RB	80	
Lonnie Perrin	RB	76-78	
Jim Klick	RB	76-77	
Joe Dawkins	RB	71-73	
Willis Crenshaw	FB	70	
Wendell Hayes	HB	65-67	
Ed Cummings	LB	65	
Justin Rowland	HB	62	
Fred Bukaty	FB	61	
Pete Magnum	LB	60	

#34			
Tyrone Braxton	DB	87-93	
Nathan Poole	RB	82-83, 85, 87	
Gus Holloman	DB	68-69	
Don Stone	FB	61-64	



## #35

John Granby	DB	92
Blake Ezor	RB	90
Ken Bell	RB	86-89
Larry Canada	FB	78-79, 81
Lonnie Perrin	RB	76-78
Clem Turner	RB	70-72
Henry Jones	RB	69
Richard Dickinson	FB	62-63
Jim Sears	HB	60-61
Dave Rolle	FB	60-61

## #36

Frank Robinson	CB	92-93
Mark Haynes	CB	86-89
Billy Thompson	DB	69-81
Jim Stinnette	FB	61-62
John W. (Red) Brodnax	FB	60

## #37

Anthony Lynn	RB	93
Kevin Guidry	CB	88
Steve Fitzhugh	DB	87
Steve Trimble	DB	81-83
Bob Wade	CB	70

## #38

Reggie Rivers	RB	91-94
Bruce Plummer	DB	87-88, 90
Ben Norman	RB	80

## #39

Ray Crockett	CB	94
Robert Delpino	RB	93
Darryl Russell	DB	87
Tom Smiley	RB	64
Jesse Myles	RB	83-84
Roland Solomon	CB	81

## #40

Darryl Hall	S	93-94
Jeff Alexander	RB	89 & 92
Martin Rudolph	DB	87
Charlie West	DB	78-79
Randy Rich	DB	77
Jack Gehrke	WR	71
Grady Cavnass	CB	69
Ron Lamb	FB	68
Brendon McCarthy	FB	68-69
Paul Carmichael	HB	65
Jay Dale Evans	HB	61
Albert Carmichael	HB	60-61

## #41

Deon Strother	RB	94
Greg Lewis	RB	91
Rob Lyle	RB	77-83
Leroy Mitchell	CB	71-73
Eric Crabtree	FL	66-68
George Burrell	S	69
Jerry Tarr	E	62
Bob McNamara	HB	60-61

## #42

Leonard Russell	RB	94
Kitrick Taylor	WR	93
Muhammad Oliver	CB	92
Charlie West	DB	78
Billy Van Heusen	WR	68-76
Lonnie Wright	DB	66-67
Odell Barry	HB	64-65
Al Frazier	HB	61
Albert Romine	HB	60

## #43

Derrick Clark	RB	94
Steve Foley	DB	78-86
Lonnie Hepburn	CB	74
Pete Jaquess	DB	67-70
Bob Richardson	DB	66
Charles Marshall	HB	62
John Nocera	CB	63
Frank Bernardi	DB	60

## #44

Floyd Little	HB	67-75
Miller Farr	DB	65

## #45

Richard Shelton	CB	89
Steve Wilson	CB	82-88
Perry Smith	DB	80-81
Jeff Severson	DB	75
Bill Laskey	LB	73-75
Tom Cascese	DB	67
Lew Scott	DB	66
Jim McMillin	DB	64-65
John Sklopian	HB	63

## #46

Bobby Micho	RB	86
Bruce Starling	HB	83
Dave Preston	HB	78-83
John Rowser	DB	74-76
Terry Erwin	HB	68
Jim Summers	DB	67
John Griffin	HB	64-66
Norman Bass	DB	64
Bob Zeman	DB	62-63

## #47

David Poole	DB	93
Gerald Willhite	RB	82-88
George Atkinson	DB	79
Tony Hams	WR	72
Paul Martha	S	70
James Smith	S	69
John McGeever	DB	62-65

## #48

Randy Robbins	DB	84-91
Earlie Thomas	DB	75
John Pitts	S	73-75
Dale Hackbert	S	73
Herman Lewis	DE	68
Nemiah Wilson	DB	65-67

## #49

Dennis Smith	S	81-94
Alvin Mitchell		70
Neal Sweeney	FL	67
Glenn Glass	DB	66

## #50

Ray Jacobs	LB	94
John Sullins	LB	92
Jim Ryan	LB	79-88
Bobby Maples	C	72-78
Olen Underwood	LB	71
Carl Cunningham	LB	67-70
Jerry Hopkins	LB	63-66
Pat Lamberti, Jr.	E	61

## #51

Mike Croel	LB	91-94
Marc Munford	LB	87-90
Bob Swenson	LB	75-79, 81-83

## #52

Mike Simone	LB	72-74
Bill Butler	LB	70
Tim Casey	LB	69
Gordon Lambert	LB	68-69
Dave Tobey	LB	68
Henry Sorrell	LB	67
Eugene Jeter	LB	65-67
Jim Fraser	LB	62-64
Leon Simmons	LB	63
Lee (Mike) Nichols	C	60-61

## #53

Richard Harvey	LB	94
Jeff Mills	LB	90-93
Dan McDonald	LB	87
Ken Woodard	LB	82-86
Greg Bracelin	LB	80
Mike Montler	C	77
Randy Gradishar	LB	74
Ray Kubala	C	64-67
Frank Jackunas	C	63
James Barton	C	61-62
Frank Kuchta	C	60

## #53

Anthony Thompson	LB	90
Don Gulseth	LB	66
Randy Gradishar	LB	75-83
Ken Criter	LB	69-74
Roger LeClerc	C	67
Don Gulseth	LB	66
Jim Thibert	LB	65
Tom Erlandson	LB	62-65
Bob Hudson	LB	60-61

## #54

Mitch Donahue	LB	93-94
Keith Traylor	LB	91-92
Keith Bishop	C	80, 82-89
Richard Baska	LB	76-77
Mike Lemon	LB	75
Ralph Cindrich	LB	74
Chip Myrtle	LB	67-72
Ron Sbranti	LB	66
Ed Cummings	LB	65
Larry Jordan	LB	62-64
Ed (Wahoo) McDaniel	LB	61-63

## #55

Glenell Sanders	LB	94
John Kacherski	LB	92
Rick Dennison	LB	82-90
Bryant Winn	LB	87
Art Smith	LB	80
Ken Brown	C	79
Goodwin Turk	LB	76-78
Pete Duranko	DE	67-70, 72-74
Archie Matsos	LB	66
Marv Matuszak	LB	64
Jim Fraser	LB	62-64

## #56

Keith Burns	LB	94
Michael Brooks	LB	87-92
Mike Knox	LB	87
Aaron Smith	LB	84
Larry Evans	LB	76-82
Ray May	LB	73-75
Don Parish	LB	72
Dave Washington	E	68
Walt Highsmith	C	68-69
Jay Bachman	C	68-71
Dave Behrman	C	67
John Bramlett	LB	65-66
Jim Price	LB	64

## #57

Allen Aldridge	LB	94
Dave Wyman	LB	93
Mark Murray	LB	91
Ty Allert	LB	90
Mike Ruether	C	86-89
Matt Smith	LB	87
Tom Jackson	LB	73-86
Bob Geedes	LB	72
Fred Forsberg	LB	68, 70-73
John Huard	LB	67-69

## #58

Elijah Alexander	LB	92-94
Scott Curtis	LB	89-90
Tim Lucas	LB	87
Steve Busick	LB	81-85
Rob Nairne	LB	77-80
Phil Olsen	C	75-76
Tom Graham	LB	72-74
Bill McKoy	LB	70-72
Frank Richter	LB	67-69

## #59

Brett Wallerstedt	LB	94
Tim Lucas	LB	87-93
Kirk Dodge	LB	87
Darren Comeaux	LB	82-86
Mark Merrill	LB	81-82
Joe Rizzo	LB	74-80
Larry Kaminski	C	66-73

## #60

Joe Burch	C	94
Nick Subis	G	91
Gerald Perry	G	88-90
Paul Howard	G	73-75, 77-86
Bob Young	G	66-70
Ernie Park	G	66
Charlie Parker	G	65
Ken Adamson	G	60-62

## #61

Bob Meeks	G	92-94
Andre Townsend	DE	84-90
Arland Thompson	G	80
Tom Lyons	G	71-76
Bob Vaughan	G	68
Bill Keating	DT	66-67
Charles Gavin	DE	60-63

## #62

Jeff Davidson	G	90-92
Mike Freeman	G	84, 86-87
Tom Glassic	G	76-83
Brian Goodman	G	75
Jerry Inman	DT	66-71
Ernie Barnes	G	63-64
Jerry Stalcup	LB	61-62
Jim Elfrid	LB	61
Jack Davis	T	60

## #63

Sean Farrell	G	90-91
Mark Cooper	G	83-87
Laval Short	DT	80
John Grant	DE	73-79
Dave Costa	DT	67-71
Melwood Guy	G	61-62
Dave Strickland	G	60

## #64

Jon Melander	G/T	93-94
Scott Beavers	G	90
Billy Bryan	C	77-88
Harvey Goodman	G	76
Mike Schnitker	G	69-74
George Gaiser	T	68
Sam Brunelli	G	66-71
John Hohman	G	65-66
Lewis (Bud) McFadin	DT	80-83

## #65

Gary Zimmerman	T	93-94
Monte Smith	G	89
Walt Bowyer	DE	83-84, 87-88
Glenn Hyde	G	76-81
LeFrancis Arnold	G/C	74
Lloyd Voss	T	72
Jay Bachman	C	68-71
Walter Highsmith	C	68-69
George Tarasovic	DE	67
Don Shackelford	G	64
Joe Denvir	G	62
Joe Young	E	60-61

## #66

Tom Nalen	C	94
Chuck Johnson	T	92-93
Jim Juriga	T	88-90
Scott Garnett	NT	84
Brisson Manor	DE	77-84
Jim O'Mally	LB	73-75
Bill Cottrell	G	72
Larry Cox	DT	66-68
John Cash	E	61-62

## #67

Ken Lanier	T	94
Doug Widell	G	89-92
John Ayers	G	87
Dean Miraldi	T	85
Glenn Hyde	G	84-85
Keith Uecker	T	82-83
Steve Schindler	G	77-78
Carl Schakowitch	G	75

George Goeddeke	G	67-72
Robert McCullough	G	62-65
Jack Simpson	LB	61
John Hatley	T	60

## #68

Russell Freeman	T	92-94
Crawford Ker	G	91
Brad Henke	DE	89
Larry Lee	C	87
Rubin Carter	DT	75-86
Larron Jackson	G	71-76
Steve Alexakos	G	70
Walter Highsmith	C	68-69
Sam Brunelli	G	66-71
Tom Nomina	T	63-65
Bill Roehneit	LB	61-62
Gary Crane	LB	69
Ron McLean	DL	67

## #69

Darrell Hamilton	T	89-91
Larry Lee	C	87
David Jones	OL	87
Tony Colorito	NT	86

## #70

Brian Sochia	NT/DE	91-92
Paul Smith	DT	68-78
Charlie Janerette	DT	64-65
Donald King	E	60

## #71

Greg Kragen	NT	85-93
Jack Peavey	OL	87
Claudio Minor	T	74-82
Wallace Dickey	T	88-69
Jim Perkins	T	62-64
Art Hauser	T	61
Willie Smith	G	60

## #72

Keith Kartz	C	87-94
Marshawn Graves	T	84
Don Latimer	DT	78-83
Wayne Hammond	DT	76
Bob Kampa	DT	74
Richard Tyson	G	67
Sam Brunelli	G	66-71
Jerry Sturm	C	61-66

## #73

Simon Fletcher	LB	85-94
Kevin Belcher	T	87
Shawn Hollingsworth	T	83
Kelvin Clark	T	79-81
Henry Allison	T	77
Martin Imhof	DE	76
Stan Rogers	T	75
Mike Askea	T	73
Walter Barnes	DE	69-71
Pat Matson	G	66-67
Marvin Davis	DT	66
Issac Lassiter	E	62-64
Gordon Holz	DT	60-63
Robert Konovsky	E	61

## #74

Harvey Salem	T	91
Bill Lobenstein	DL	87
Dan Rensberg	T	86-87
Winford Hood	G	84-88
Jerry Baker	T	83
Andy Maurer	T	77
Scott Parrish	OT	76
Mike Current	T	67-75
Lee Bernet	T	65-66
Frank Atkinson	DE	64
Gordon Holz	DT	60-63

## #75

Brian Habib	T	93-94
Rulon Jones	DE	80-88
Kit Lathrop	DE	79
Bill Bain	T	76-78
Ed Smith	DE	73-75

Rick Sharp	T	72
Roger Shoals	T	71
Rex Mirich	DE	67-69
Eldon Danenhauer	T	60-65

## #76

Kirk Scraftford	T	93-94
Ken Lanier	T	81-92
Tom Neville	T	78
Randy Moore	DT	76
Tom Drougas	T	74
Steve Coleman	DE	74
Tom Dornres	DT	71-72
Gordon Lambert	LB	68-69
Bob Breitenstein	T	65-67
Harold Olsen	T	63-64
Jack Mattox	T	61-62
William Danenhauer	E	60

## #77

Karl Mecklenberg	LB	83-94
Greg Boyd	DE	80-82
Lyle Alzado	DE	71-78
Alden Roche	DE	70
Larry Cox	DT	66-68
Jim Thompson	DT	65
Dick Guesman	T/K	64
Anton Peters	T	63
Jack Mattox	T	61-62
Carl James Larpenier	G	60-61

## #78

Don Maggs	T	93-94
Archie Harns	OL	87
Winford Hood	G	84-88
Rich Stachowski	DE	83
Brian Clark	T	82
Bruce Radford	DE	79
Mary Montgomery	T	71-76
Ken Criter	LB	69-74
Jim White	DE	76
Tom Cichowski	DE	68-69
Leroy Moore	DE	64-65

## #79

Dave Widell	G	90-94
Stefan Humphries	G	87-88
Barney Chavous	DE	73-85
Carter Campbell	DE	71
John Gonzaga	G	66

## #80

Tony Kimbrough	WR	93-94
Mark Jackson	WR	86-92
Shane Swanson	WR	87
Ray Alexander	WR	84
Rick Upchurch	WR	75-83
Jerry Simmons	WR	71-74
Tom Buckman	TE	69
Jimmy Jones	WR	68
Dan LaRose	DE	66
Ed Cooke	DE	64-65
Ron Nery	E	63
Tom Rychlec	E	63

## #81

Mike Pritchard	WR	94
Barry Rose	WR	93
Kitrick Taylor	WR	93
Ricky Nattiel	WR	87-92
Shannon Sharpe	WR	90-93
Steve Watson	WR	79-87
Bob Adams	TE	75
Max Leetzow	DE	65-66
Bill Jessup	E	60

## #82

Tony Kimbrough	WR	93
Vance Johnson	WR	85-93
Larron Brown	WR	87
Zach Thomas	WR	83-84
Orlando McDaniel	WR	82
Larry Brunson	WR	80
Jack Doblin	WR	75-79
Otto Stowe	WR	74
Dwight Harrison	WR	71-72
Dave Pivec	TE	69
Robert Scarpitto	WR/P	62-67

## #82

Melvin Bonner	WR	94
Tony Kimbrough	WR	93
Vance Johnson	WR	85-93
Larron Brown	WR	87
Zach Thomas	WR	83-84
Orlando McDaniel	WR	82
Larry Brunson	WR	80
Jack Doblin	WR	75-79
Otto Stowe	WR	74
Dwight Harrison	WR	71-72
Dave Pivec	TE	69
Robert Scarpitto	WR/P	62-67

## #83

Anthony Miller	WR	94
Melvin Bonner	WR	93
Michael Young	WR	89-92
Sam Graddy	WR	87-88
Rick Massie	WR	87
John Sawyer	TE	83-84
Wade Manning	WR	81-82
Jim Whalen	TE	70-71
Dave Washington	LB	71
Ray Jacobs	RT	63-66
Don Joyce	E	62
John Pyeatt	HB	60

## #84

Shannon Sharpe	WR	90-94
Ricky Nattiel	WR	87-91
Clint Sampson	WR	83-86
Vince Kinney	WR	78-79
John Schultz	WR	76-78
Gene Washington	WR	73
Rod Sherman	WR	72
Mike Hafner	E	68-70
Lou Andrus	LB	67
Jason Franci	E	66
Jim Thibert	LB	65
Matt Snorton	TE	64
Jack Hill	HB	61
Albert Day	T	60

## #85

Derek Russell	WR	91-94
Tim Stallworth	WR	90
Chris Wood	WR	89
Rick Massie	WR	87-88
Joey Hackett	TE	86
Mike Barber	TE	85
Don Summers	TE	84-85
Ron Egloff	TE	77-83
John Mosier	TE	71
Tom Beer	TE	67-69
James Greer	E	60

## #86

Jeff Campbell	WR	94
Arthur Marshall	WR	92-93
Pat Kelly	WR	91
Chris Verhulst	TE	90
Pat Kelly	TE	88-89
Mitch Andrews	TE	87
Butch Johnson	WR	84-85
Dean Barnett	TE	83
Emery Moorehead	WR	80
John Schultz	WR	76-78
Marv Frazier	WR	73-75
Jim Krieg	WR	72
Jerry Hendren	WR	70
Bobby Moten	TE	68
Stan Fanning	DE	64
Don Carothers	E	60

## #87

Cedric Tillman	WR	92-94
Paul Green	TE	89
Pat Kelly	TE	88-89
Jason Johnson	WR	88
Bobby Micho	RB	86-87
Jim Wright	TE	80-85
Bill Larson	TE	80
Bob Moore	TE	78
Boyd Brown	TE	74-76
John Hoffman	DE	72
Rich Jackson	DE	67-72
James Wright	HB	64
Lionel Taylor	E	60-66

## #88

Jerry Evans	TE	93-94
Russell Payne	TE	87
Clarence Kay	TE	84-91
Riley Odons	TE	72-83
Al Denson	FL	64-70
Eugene Prebola	E	61-63
Pat Epperson	E	60

## #89

Dwayne Carswell	TE	94
Reggie Johnson	TE	91-93
Kerry Locklin	TE	87
Orson Mobley	TE	86-90
Kell McGregor	TE	85
Dave Logan	WR	84
Clay Brown	TE	83
Gordon Bowdell	WR	71
John Embree	WR	69-70
Andre White	TE	67
Max Wettstein	E	66
Gary Henson	E	64
Bill Groman	HB	63
Kenneth Carpenter	E	60

## #90

Dan Williams	DE	93-94
Ron Holmes	DE	89-92
Freddie Gilbert	DE	86-88

## #91

Willie Oshodin	DE	92-94
Warren Powers	DE	89-91
Jeff Tupper	DL	87

## #92

Dave Wyman	LB	94
Ron Geater	DE	92
Alphonso Carreker	DE	89, 91

## #93

Ronnie Haliburton	LB	90-92
-------------------	----	-------

## #94

Jeff Robinson	DE	93-94
Jim Szymanski	DE	91-92

## #95

Mark Flythe	DL	92
Jeroy Robinson	LB	90
Steve Bryan	DE	87-88
Tim Joiner	LB	87

## #96

Harald Hasselbach	DE	94
Kenny Walker	DE	91-92
Jake McCullough	DE	89-90

## #97

Darren Drozdov	DT	93-94
Karl Mecklenburg	LB	92*
Bruce Klostermann	LB	87-89

\*wore #97 for one game, at Los Angeles (11/22/92)

## #98

Ted Washington	NT	94
Ricky Hunley	LB	84-87

## #99

Shane Dronett	DT	92-94
David Galloway	DE	90
Shawn Knight	NT	88
Ray Woodard	DE	87

## Numbers Not Available

Hugh Smith	E	62
Phil Nugent	S	61
Leo Reed	T	61
Theo Wegert	FB	61
Harold Williams	HB	61

## BRONCOS MOST VALUABLE PLAYERS

## EARL HARTMAN AWARD

OFFENSE	DEFENSE	SPECIAL TEAMS
1994 John Elway	Steve Atwater	Ray Jacobs
1993 John Elway	Simon Fletcher	Reggie Rivers
1992 John Elway	Simon Fletcher	Keith Traylor
1991 John Elway	Dennis Smith	Alton Montgomery
1990 Bobby Humphrey	Steve Atwater	Kevin Clark
1989 Bobby Humphrey	Dennis Smith	David Treadwell
1988 John Elway/ Sammy Winder	Simon Fletcher	Ken Bell
1987 John Elway	Karl Mecklenburg	Ken Bell
1986 John Elway	Mike Harden	Darren Comeaux
1985 John Elway	Rulon Jones	Daniel Hunter
1984 Steve Watson	Louis Wright	Ken Woodard
1983 Steve Watson	Randy Gradishar	Ken Woodard
1982 Billy Bryan	Louis Wright	Rob Lytle/ Rick Upchurch
1981 Steve Watson	Bob Swenson	Jim Ryan
1980 Billy Bryan	Randy Gradishar	Fred Steinfert
1979 Craig Morton	Bob Swenson	Larry Canada
1978 Riley Odoms	Randy Gradishar	Maurice Harvey
1977 Craig Morton	Tom Jackson	Rick Upchurch
1976 Riley Odoms	Tom Jackson	Rick Upchurch
1975 Bobby Maples	Lyle Alzado	Jim Turner
1974 Otis Armstrong	Tom Jackson	Ken Criter
1973 Charley Johnson	Paul Smith	

BOB PECK MEMORIAL AWARD  
MOST INSPIRATIONAL PLAYER

1994 Shannon Sharpe
1993 Dennis Smith
1992 Dennis Smith
1991 Kenny Walker
1990 Keith Kartz
1989 Marc Munford
1988 Keith Bishop/Billy Bryan
1987 Keith Bishop
1986 Tom Jackson
1985 Tom Jackson
1984 Tom Jackson
1983 Tom Jackson
1982 Tom Jackson
1981 Tom Jackson

## HISTORICAL HIGHLIGHTS

## 1959

**AUGUST 14** — First American Football League organizational meeting held in Chicago. Denver, with Bob Howsam as its principal owner, named as a charter member along with New York, Dallas, Los Angeles, Minneapolis and Houston. **NOVEMBER 22** — First player selection draft held through 32 rounds. Denver's first pick is Roger LeClerc, center, Trinity. **DECEMBER 1** — Dean Griffing named general manager of the Broncos.

## 1960

**JANUARY 1** — Frank Filchock named first head coach of the Broncos. **JANUARY 30** — Denver placed in AFL's western division with Dallas, Oakland and Los Angeles. **JULY** — First Bronco training camp opens at Colorado School of Mines. **SEPTEMBER 9** — After losing all five pre-season games, the Broncos become the first AFL victor when they defeat the Patriots in Boston in history's first AFL game, 13-10. Attendance — 21, 597. **OCTOBER 2** — Broncos play first home game in Bears Stadium, defeat Oakland, 31-24, before crowd of 18, 372. **DECEMBER** — Offensive End Lionel Taylor, Defensive Tackle Bud McFadin and Safety Goose Gonsoulin all named to first official all-AFL team.

## 1961

**MAY 26** — Bob and Lee Howsam, original principal owners of the Broncos, sell their stock to a new syndicate headed by Cal Kunz and Gerry Phipps. **JUNE 1** — Cal Kunz named president and operating head of Empire Sports. **DECEMBER** — Lionel Taylor sets professional record with 100 pass receptions for season. Taylor and Bud McFadin named to all-AFL team. **DECEMBER** — Frank Filchock released as Broncos head coach.

## 1962

**FEBRUARY 1** — Jack Faulkner hired as Broncos head coach. **JULY 1** — Dean Griffing released as Broncos general manager. Faulkner named to dual post as head coach and general manager. **JULY** — Public burning ceremony of Broncos' notorious vertically striped socks at Broncos' intra squad game. **DECEMBER** — Jack Faulkner named coach of the year in AFL. Gene Mingo set professional field goal record of 27 in a season. Eldon Danenhauer, Lionel Taylor, Goose Gonsoulin and Bob Zeman named to the official all-AFL team.

## 1963

**DECEMBER** — Billy Joe named AFL rookie of the year. Goose Gonsoulin only Bronco to make the all-AFL team. Lionel Taylor wins fourth straight pass receiving title.

## 1964

**JANUARY** — Broncos and Jets complete historic nine-player trade, largest ever made in the AFL. Broncos send Gene Prebola, Wahoo McDaniel, Gordy Holz and Bob Zeman to Jets for Dick Guesman, Ed Cooke, Charlie Janerette, Jim Price and Sid Fournet. **OCTOBER 4** — Jack Faulkner released as head coach. **OCTOBER 5** — Mac Speedie accepts appointment as interim head coach. **DECEMBER 12** — Mac Speedie named head coach. **DECEMBER** — Jim Fraser wins third straight punting title, Willie Brown named to all-AFL team.

## 1965

**FEBRUARY 15** — Gerald and Allan Phipps purchase 52 percent of the stock of Empire Sports, thus giving them virtually 100 percent ownership and saving the Bronco franchise for Denver. **MARCH 5** — Record sale of 941 season tickets in one day. **APRIL 1** — Season ticket drive goal of 20,000 sales reached. Figure to reach 22,000 by May 1. **MAY 17** — Allan Phipps named president of Empire Sports, Inc. Gerry Phipps re-named Chairman of the Board. **MAY 29** — Jim Burris, Bears general manager, named executive vice-president of Empire Sports. **DECEMBER 12** — Lionel Taylor makes the 500th catch of his career in game against Boston to become the first AFL player to top this figure. **DECEMBER** — Tackle Eldon Danenhauer, Split End Lionel Taylor and Fullback Cookie Gilchrist named to the all-AFL team. Lionel Taylor wins fifth pass receiving crown and Abner Haynes — wins league kickoff return championship.



## HISTORICAL HIGHLIGHTS (Continued)

## 1966

**JUNE 8** — Merger of American and National Leagues announced. **SEPTEMBER 19** — Ray Malavasi named Head Coach of the Broncos. **DECEMBER** — John Bramlett, Goose Gosounlin, Bob Scarpitto and Jerry Sturm chosen to play in AFL All-Star contest in January. **DECEMBER 19** — Lou Saban signs a 10-year contract as General Manager and Head Coach of the Denver Broncos.

## 1967

**MARCH 1** — Broncos move to new suburban executive offices with adjacent practice field and locker room facilities for both preseason and regular season training. **MARCH 17** — Metropolitan Denver voters turn down stadium bond issue, but Bronco fans immediately organize for fund raising drive to improve Bears Stadium and keep Broncos in Denver. **MAY 17** — Floyd Little, Denver's No. 1 draft choice, signs with Broncos. Little becomes the first No. 1 choice to sign with Denver in the history of the club. **AUGUST 5** — Broncos defeat Detroit Lions 13-7 in pre-season game at DU for AFL's first win over the NFL. **AUGUST 15** — Quarterback Steve Tensi acquired from San Diego for first round draft choices in both 1968 and 1969. **DECEMBER** — Floyd Little paces AFL in punt returning with a 16.9 average. Bob Scarpitto repeats as punt leader with a 44.9 norm. Flanker Al Denson selected All League in player balloting.

## 1968

**JANUARY** — Flanker Al Denson, defensive tackle Dave Costa, center Larry Kaminski and cornerback Nemiah Wilson participate in AFL All-Star game. Lou Saban and staff coach the West stars. **FEBRUARY** — Civic drive to raise \$1.8 million ends successfully and City of Denver receives stadium as a gift after purchase of the facility from Empire Sports, Inc. by non-profit group. Construction begins on 16,000 seat upper deck that will raise capacity to 50,000 for 1968 season. **SEPTEMBER 21** — Broncos move into new administrative building at 5700 Logan Street. **DECEMBER 14** — Bears Stadium is officially re-named Denver Mile High Stadium.

## 1969

**JANUARY 19** — Dave Costa, Rich Jackson and Floyd Little participate in AFL All-Star Game in Jacksonville, Florida. **DECEMBER** — Floyd Little and Rich Jackson named to first team All League. **DECEMBER** — Bill Thompson (rookie) tops AFL list in punt and kickoff returns, the first player in pro football history to ever hold both titles.

## 1970

**JANUARY 17** — Rich Jackson, Dave Costa, Floyd Little, Mike Current and George Goeddeke play in All-Star game on West team. **SEPTEMBER** — Season ticket sale hits record number of 43,584. **DECEMBER 20** — Floyd Little gains 44 yards to win American Conference rushing title with 901 yards. It was first rushing crown and first season Little played in all 14 games.

## 1971

**JANUARY** — Richard Jackson named to official National Football League all-star team. **JANUARY** — Richard Jackson and Floyd Little make starting lineups for American Conference in first AFC-NFC Pro Bowl game. **MAY 12** — Broncos stop sale of season tickets at record 47,500. **OCTOBER 24** — Denver coach Lou Saban and Broncos down Cleveland 27-0. It was first time Browns were shut-out since 1952. It was also to be Saban's last victory as Bronco coach. **NOVEMBER 17** — Lou Saban resigns as head coach of Broncos, a position he had held for five years. Offensive line coach Jerry Smith is named interim head coach. Saban, in December, resigns as General Manager to return to Buffalo Bills as head coach. **DECEMBER 19** — Floyd Little complexes 79 yards against Raiders in Oakland to finish as pro football's top runner with 1,133 yards. Little also becomes first Bronco to rush for more than 1,000 yards in a season.

## 1972

**JANUARY 5** — John Ralston, successful head coach at Stanford, is announced as Denver's new head coach. He later adds the title of General Manager. **MARCH 16** — For the first time in the history of Denver professional football, there will be no public sale of season tickets, it is reported. Season ticket holders renewed 46,500 of the 47,500 available season tickets, and further exercised their option for 8,000 additional tickets. **APRIL 5** — Long-time Rocky Mountain Empire Sports employee Earl Hartman dies of cancer. Hartman was Treasurer of Empire Sports and Business Manager of the Broncos at the time of his death.

## 1973

**MARCH 3** — Season ticket holders renew 47,800 of 48,000 season tickets to assure Denver again of having no public sale of season tickets. **OCTOBER 14** — Charley Johnson also becomes the 18th quarterback in pro football his

## HISTORICAL HIGHLIGHTS (Continued)

tory to go over 20,000 yards lifetime as he connects for 214 yards plus three TDs to Haven Moses in a 48-20 win at Houston. **OCTOBER 22** — With "Orange Monday" banners waving, the Broncos perhaps play the most important game to date in the club's history against Oakland on national television. Denver comes back to knot the contest, 23-23, on a 35-yard field goal by Jim Turner. **NOVEMBER 25** — Denver defeats Kansas City, 14-10, to take over first place in the AFC West with three games to go. The win moves the Broncos to 6-3-2 — the six victories the second best mark ever for a Denver team to date. **DECEMBER 9** — Denver 42, San Diego 28! The Broncos are winners at last, as Denver clinches the team's seventh victory of the season, assuring the club of a winning year.

## 1974

**JANUARY** — Four Broncos, Floyd Little, Haven Moses, Riley Odoms and Paul Smith, are invited to play in the Pro Bowl. John Ralston is named AFC Coach of the Year for guiding Denver to its first winning season ever. Odoms is named All-Pro by NEA. **SEPTEMBER 10** — Denver voters pass a \$25 million bond issue to expand and improve Mile High Stadium to over 75,000 seats. The stadium was projected to be finished in time for the 1976 regular season. **SEPTEMBER 22** — The Broncos and the Pittsburgh Steelers play in the first regular season overtime game as a 35-35 score was present at the end of regulation play. Neither team scored in the sudden death period. **NOVEMBER 28** — Before a television audience estimated at 35 million, the Broncos riddle the Detroit Lions 31-27 on Denver's first Thanksgiving Day game in Detroit. **DECEMBER 8** — Denver assures itself of the team's second consecutive winning season and Otis Armstrong sets a single game rushing mark of 183 yards as the Broncos down Houston 37-14. **DECEMBER 15** — Otis Armstrong finishes the season with 1407 yards and the NFL rushing title becoming one of a half dozen players ever to average more than 100 yards per game in pro football.

## 1975

**JANUARY** — Otis Armstrong and Riley Odoms represent the Broncos in the annual Pro Bowl game in Miami, Fla. **FEBRUARY** — Expansion of Mile High Stadium begins, which will provide 63,500 capacity for the 1976 season and an ultimate capacity of 75,000 in 1977. **DECEMBER 14** — Floyd Little winds up his career as the seventh all-time rusher in the NFL with 6,323 yards.

## 1976

**JANUARY 26** — Tight end Riley Odoms and linebacker Randy Gradishar are the Broncos representatives in the Pro Bowl in New Orleans. **MARCH 28** — Quarterback Charley Johnson announces his retirement from the National Football League after a 15-year career. Johnson led the club to its first two winning seasons in 1973 and 1974. **JUNE 27** — Lyle Alzado is one of three finalists for the man of the Year Award and Rick Upchurch is honored as the American Conference Offensive Rookie of the Year by the NFL Players Association. **SEPTEMBER 26** — Rick Upchurch ties an NFL record by returning two punts for touchdowns in a 44-13 win over the visiting Cleveland Browns. **OCTOBER 24** — Rick Upchurch ties an NFL record with his fourth punt return touchdown of the season in a 35-26 win over Kansas City. **NOVEMBER 7** — With two field goals and six extra points, Jim Turner becomes the fifth player in pro football history to surpass 1,200 points. **DECEMBER 12** — The Broncos stop Chicago, 28-14, for the ninth win of the season, highest total in Denver history. Otis Armstrong rushes for 116 yards to reach 1,008 for the season, his second 1,000-yard in his career. **DECEMBER 18** — Fred Gehrke, long-time Bronco administrator, is named general manager.

## 1977

**JANUARY 17** — Rick Upchurch and Otis Armstrong are the Bronco participants in the annual AFC-NFC Pro Bowl in Seattle. **JANUARY 31** — John Ralston resigns as Head Coach of the Denver Broncos. **FEBRUARY 1** — Robert (Red) Miller, a former Bronco assistant coach, is named as the team's eighth head coach. **JUNE 12** — Lyle Alzado is named winner of the National Football League Players Association's Byron (Whizzer) White Award as the group's Man of the Year. **OCTOBER 16** — Pushing their season record to 5-0, the Broncos use seven interceptions and a touchdown pass to kicker Jim Turner to trounce the defending world champion Oakland Raiders, 30-7. **NOVEMBER 27** — In a showdown of the two best records in the NFL, the Broncos get a 73-yard interception return for a touchdown by Tom Jackson to dump Baltimore, 27-13, and run their record to 10-1. **DECEMBER 4** — With a 24-14 win at Houston the Broncos clinch a playoff berth, first in the club's history. Later in the day, the Broncos clinch the AFC Western Division championship when the Raiders fall to the Los Angeles Rams. **DECEMBER 18** — The Broncos lose to Dallas in the regular season finale, 14-6, but post the best record in the history of the franchise, 12-2, tied with Dallas for the best in the NFL. **DECEMBER 24** — Before the largest crowd ever to watch a sporting event in the state of Colorado, 75,011, the Broncos stop the Pittsburgh Steelers in the first round of playoff action, 34-21.

## HISTORICAL HIGHLIGHTS (Continued)

## 1978

**JANUARY 1** — In a hard-fought game at Mile High Stadium, the Broncos dethrone the Raiders, 20-17, for the AFC championship and a trip to the Super Bowl in New Orleans. **JANUARY 15** — Broncos fall to the Cowboys, 27-10, in the Super Bowl. **JANUARY 23** — Lyle Alzado, Randy Gradishar, Tom Jackson, Billy Thompson and Louis Wright represent the Broncos in the Pro Bowl, the largest Denver contingent in history. **MARCH** — Only 143 season tickets are not renewed, a new all-time low. **DECEMBER 3** — Broncos win by 21-6 score at Oakland, holding the Raiders without a touchdown for the second time in the season, and moving within one game of AFC West crown. **DECEMBER 10** — Denver downs Kansas City, 24-3, winning second straight division championship, as QB Craig Morton goes 19-for-22 with 16 straight completions, both second best all-time NFL marks. **DECEMBER 30** — Denver loses in the playoffs to eventual Super Bowl champion Pittsburgh Steelers, 33-10.

## 1979

**JANUARY 29** — Broncos are represented by an all-time high of seven players in the NFL Pro Bowl, including Lyle Alzado, Randy Gradishar, Tom Jackson, Riley Odoms, Bill Thompson, Rick Upchurch, and Louis Wright. **MARCH** — Only 161 season tickets are not renewed, virtually assuring the Broncos of their tenth straight sellout season. **OCTOBER 7** — Denver shuts out San Diego, 7-0, marking first time ever for Broncos to record two shutouts in one season. Denver had opened the campaign with 10-0 win over Cincinnati. **NOVEMBER 11** — Rick Upchurch becomes the all-time pro football record holder in career punt return yardage. He set the record vs. New England, surpassing the late Emlen Tunnell's total of 2,209 yards. **DECEMBER 17** — Denver clinches a playoff berth for the third straight year. **DECEMBER 23** — Denver loses in wild card playoff game at Houston, 13-7.

## 1980

**JANUARY 27** — The Broncos are represented in the Pro Bowl game by Randy Gradishar, Tom Jackson, Rick Upchurch, and Louis Wright. **MARCH** — Only 146 season tickets are not renewed for 1980, virtually assuring the club of its 11th consecutive sellout campaign. **OCTOBER 5** — Randy Gradishar returns interception 93 yards for a touchdown vs. Cleveland, the longest such return in team history and the NFL's longest for 1980 season. **OCTOBER 13** — Fred Steinfort kicks 57-yard field goal, tying record for third-longest kick in NFL history.

## 1981

**JANUARY** — Fred Steinfort is named by Pro Football Weekly as that publication's Golden Toe Award winner for the 1980 season, having tied for the league lead with 26 field goals. **FEBRUARY 25** — Edgar F. Kaiser, Jr. is introduced as the new owner of the Denver Broncos, having purchased the club from principal owners Gerald H. Phipps and Allan R. Phipps. **MARCH 10** — Grady Alderman is named new General Manager and Dan Reeves is named as the new Head Coach. **MARCH** — The Broncos are sold out for their 12th consecutive season. **SEPTEMBER** — Craig Morton throws four touchdown passes in each of two consecutive games, vs. Baltimore and San Diego, a first in franchise history. Wide receiver Steve Watson ties a team record with three touchdown receptions against the Colts on September 20. **NOVEMBER 22** — Watson catches a touchdown pass at Cincinnati to set a new team record with 13 TD catches in one season. **DECEMBER 20** — Watson gains 82 yards on receptions at Chicago, establishing a new Bronco single season mark with 1,244 reception yards. Individually, Morton set single season records for yards gained (3,213), yards passing (3,195), and average gain per play (8.37), while Watson led the AFC in reception yardage and in touchdown receptions (13).

## 1982

**JANUARY 31** — The Broncos are represented in the Pro Bowl game by Randy Gradishar, Bob Swenson, Bill Thompson, and Steve Watson. **MARCH** — Only 49 season ticket accounts have not been renewed for 1982, virtually assuring the Broncos of their 13th consecutive sellout season in Mile High Stadium. **SEPTEMBER 21** — The NFL Players Association begins the first regular season strike in NFL history, resulting in the cancellation of games for eight consecutive weeks. **DECEMBER 3** — Hein Poulus is named Vice President and General Manager of the Broncos. **DECEMBER 19** — Rick Upchurch returns a punt 78 yards for a touchdown against Kansas City to tie the all-time pro football record of eight career touchdowns on punt returns.

## 1983

**JANUARY 3** — Final NFL statistics show Rick Upchurch as the NFL's punt return leader with a 16.1 average and Luke Prestridge as the league's leading punter with a 45.0 mark. **FEBRUARY 6** — The Broncos are represented in the Pro Bowl game by Randy Gradishar, Luke Prestridge, and Rick Upchurch. **MARCH 15** — Only 89 season ticket accounts have not been renewed for 1983, virtually assuring the

## HISTORICAL HIGHLIGHTS (Continued)

## 1984

Broncos of their 14th consecutive sellout season in Mile High Stadium. **MAY 2** — In the biggest trade in franchise history, Denver acquires quarterback John Elway, the first player taken in the NFL draft, and signs him to a five-year contract. **DECEMBER 11** — Elway throws three fourth quarter touchdown passes to erase a 19-0 deficit and lead the Broncos to a 21-19 playoff-clinching win over Baltimore. This marks the fourth Bronco appearance in playoff competition. **DECEMBER 24** — Denver loses the wild card game at Seattle, 31-7.

**JANUARY 29** — Randy Gradishar makes his seventh Pro Bowl appearance. Louis Wright also was named to the AFC Pro Bowl team, but was unable to play because of a fractured finger. **MARCH** — Only 146 season ticket accounts have not been renewed for 1984, virtually assuring the Broncos of their 15th consecutive sellout season in Mile High Stadium. **MARCH 23** — Pat Bowlen is introduced as the new owner of the Denver Broncos, assuming the title of President and Chief Executive Officer. **NOVEMBER 18** — The Broncos beat Minnesota 42-21 for the club's 10th straight victory, a team record. John Elway tied a Denver record throwing five touchdown passes in the game. **DECEMBER 15** — Denver wins its 13th game of the season, the most in Bronco history, and captures the AFC West crown with a 31-14 win over Seattle. Sammy Winder finishes the season with 1,153 yards rushing, and Steve Watson gains 1,170 yards receiving — the first time Denver has had 1,000-yard performers in both categories in the same season. **DECEMBER 30** — Pittsburgh defeats Denver 24-17 in a divisional playoff game.

## 1985

**JANUARY 27** — Sammy Winder represents the Broncos in the NFL Pro Bowl. **FEBRUARY 18** — Owner Pat Bowlen names John Beake as General Manager and Dan Reeves as Vice President of the club. **MARCH** — Only 82 season ticket accounts have not been renewed for the 1985 season, virtually assuring the Broncos of their 16th consecutive sellout season in Mile High Stadium. **DECEMBER 20** — Denver beats Seattle 27-24 to close out the season at 11-5. The Broncos set season records with total yards (5,496) and total points (380). John Elway, who threw for 432 yards against Seattle, set Denver records in total offense (4,144 yards) and passing yards (3,891) for the season, and Karl Mecklenburg's 13 quarterback sacks also set a new Bronco standard.

## 1986

**FEBRUARY 2** — The Broncos are represented by four players in the Pro Bowl — Rulon Jones, Karl Mecklenburg, Dennis Smith, and Louis Wright. **FEBRUARY 26** — Owner Pat Bowlen holds ground breaking ceremonies for 60 luxury Penthouse Suites to be built atop Mile High Stadium's fifth level. **MARCH** — Only 127 season ticket accounts have not been renewed for the 1986 season, virtually assuring the Broncos of their 17th consecutive sellout season in Mile High Stadium. **OCTOBER 12** — Broncos post a 31-14 win over San Diego to equal best start in team history with 6-0 record. **DECEMBER 13** — Denver, which had clinched AFC Western Division title by virtue of a Seattle win over Los Angeles the previous Monday night, clinched home field advantage for first playoff game by defeating Washington, 31-30. **DECEMBER 20** — Broncos conclude regular season play with second straight 11-5 record. Thirty-five individual and team records were set by the Broncos in 1986. DE Rulon Jones was named the AFC Defensive Player of the Year by UPI, and LB Karl Mecklenburg was named the AFC Player of the Year by the Football News.

## 1987

**JANUARY 4** — Broncos post a 22-17 playoff win over New England Patriots before 76,105, largest crowd ever to watch a Denver home game. **JANUARY 11** — Broncos post a thrilling, 23-20 overtime win over the Cleveland Browns to win the AFC championship and earn a trip to Super Bowl XXI. **JANUARY 18** — A crowd of over 63,000 attends a Mile High Stadium rally prior to team's departure for Pasadena. **JANUARY 25** — The Broncos lose to the New York Giants by a 39-20 score in Super Bowl XXI, a game watched by 101,063 at the Rose Bowl and played before a national television audience of 127,000,000. In addition, the game was televised live in 53 other nations. **JANUARY 26** — Over 100,000 fans welcome Broncos home in parade through downtown Denver. **FEBRUARY 1** — Six Broncos play in the Pro Bowl game, including Keith Bishop, John Elway, Rulon Jones, Karl Mecklenburg, Dennis Smith, and Sammy Winder. **MARCH** — Only 58 season ticket accounts have not been renewed for the 1987 season, virtually assuring the Broncos of their 18th consecutive sellout season in Mile High Stadium, longest sellout streak in the AFC and second longest in the NFL. **AUGUST 9** — The Broncos lose 28-27 to the Los Angeles Rams in American Bowl '87, a preseason game played in storied Wembley Stadium in London, England. **SEPTEMBER 22** — The NFL Players Association goes on strike, resulting in the cancellation of games for the weekend of Sept. 28. **OCTOBER 4** — Denver loses 40-10 to Houston in the first of three "replacement" games. **NOVEMBER 29** — Denver grabs a 31-



## HISTORICAL HIGHLIGHTS (Continued)

17 win over San Diego in the 400th game for both franchises. The contest also marks Dan Reeves' 100th game as the Broncos' head coach. **DECEMBER 27** — The Broncos win their third AFC West title in four years after shutting out San Diego 24-0 in a blizzard. Denver finishes the season with a 10-4-1 record, the only team in the NFL to post eight 10-win seasons since 1977. QB John Elway is named NFL Most Valuable Player by AP.

## 1988

**JANUARY 10** — The Broncos advance to the AFC Championship Game with a 34-10 victory over Houston before 75,968 in Mile High Stadium. **JANUARY 17** — Denver becomes the first AFC team to win consecutive conference championships since Pittsburgh of 1978-79 by defeating Cleveland 38-33. The game garnered a 91 television share in the Denver area, believed to be an all-time national viewing high. **JANUARY 31** — The Broncos lose to Washington 42-10 in Super Bowl XXII in San Diego Jack Murphy Stadium. **FEBRUARY 6** — Three players represent Denver in the Pro Bowl Game, Keith Bishop, John Elway, and Karl Mecklenburg. **MARCH** — The Broncos are virtually assured of their 19th consecutive sellout campaign as just 91 season ticket accounts are not renewed for the 1988 campaign. **JUNE 3** — The Broncos acquire future Hall of Fame RB Tony Dorsett from the Dallas Cowboys in exchange for a future draft choice. The 1988 campaign will be Dorsett's 12th in pro football. **SEPTEMBER 26** — RB Tony Dorsett eclipses Jim Brown to become the second leading rusher in pro football history, trailing only Walter Payton. **DECEMBER 17** — The Broncos close out the season with a 21-10 win over New England and a disappointing 8-8 record, marking the end of Denver's two-year reign as AFC champions. QB John Elway concludes the season with 3,309 yards passing and 234 rushing to become the first player in football history to have four consecutive years with over 3,000 passing yards combined with over 200 rushing yards. Dorsett finishes the year second to Payton among football's all-time rushing leaders with 12,739 yards.

## 1989

**JANUARY 29** — P Mike Horan is the Broncos' lone representative in the AFC-NFC Pro Bowl Game. **APRIL** — The Broncos conclude season ticket renewals and waiting list additions for 1989, virtually assuring the team of its 20th consecutive sellout campaign at Mile High Stadium. **NOVEMBER 26** — The Broncos clinch their third AFC West title in four seasons after a 41-14 victory at home against Seattle. **DECEMBER 16** — Denver wraps up home field advantage for the AFC Playoffs with 37-0 win at Phoenix.

## 1990

**JANUARY 7** — The Broncos advance to the AFC Championship Game with a come-from-behind 24-23 win over Pittsburgh. **JANUARY 14** — The Broncos become the only AFC team to win three conference titles in the 1980s with a 37-21 victory over Cleveland in the AFC Championship Game. **JANUARY 28** — Denver loses 55-10 to San Francisco in Super Bowl XXIV in the New Orleans Superdome. **FEBRUARY 4** — Three players represent the Broncos in the Pro Bowl; K David Treadwell, NT Greg Kragen, and S Dennis Smith. LB Karl Mecklenburg was selected to start in the game but could not participate because of a knee injury suffered in the Super Bowl. **FEBRUARY 26** — The National Football League announces that the Broncos will face Seattle in an Aug. 4 preseason game in Tokyo, Japan. **MARCH 5** — The Paul D. Bowlen Memorial Broncos Centre opens in southeast Denver, housing all of the team's office and training facilities. **AUGUST 5** — The Broncos defeat the Seattle Seahawks by a score of 10-7 in American Bowl '90, played before a sellout audience in the Tokyo Dome in Tokyo, Japan. The game marks Denver's second appearance in an international game, having played the Los Angeles Rams in London in a 1987 American Bowl contest. **NOVEMBER 22** — The Broncos drop a 40-27 game to the Detroit Lions in the Lions' annual Thanksgiving Day contest, marking Denver's fifth appearance in a Thanksgiving Day game, including four in Detroit and one in Denver (a 46-45 loss to the New York Titans in 1962). **DECEMBER 30** — Running back Bobby Humphrey finishes the season with 1,202 rushing yards, becoming one of just 10 backs to rush for over 1,000 yards in each of their first two NFL seasons. Mike Horan leads the entire NFL in punting (44.4) and in net punting average (38.9). The Broncos also boast the NFL's kickoff return leader in Kevin Clark who posts a 25.3 average.

## 1991

**FEBRUARY 3** — Safeties Steve Atwater and Dennis Smith, along with running back Bobby Humphrey, appear in the AFC-NFC Pro Bowl game in Honolulu, Hawaii. It is the first appearance each for Atwater and Humphrey. **JULY 27** — The Broncos lose 14-3 to Detroit in the Hall of Fame Game played in Canton, Ohio. Former Broncos assistant coach Stan Jones is inducted into the Hall. **SEPTEMBER 1** — Denver records its biggest opening day win ever with a 45-14 pounding of Cincinnati. **DECEMBER 8** — A 17-7 win at Cleveland clinches a playoff berth for the Broncos. **DECEMBER 22** — Denver closes out the regular season at 12-4 and wins the AFC West title for the fifth time in eight years.

## HISTORICAL HIGHLIGHTS (Continued)

## 1992

**JANUARY 4** — The Broncos overcome a 21-6 deficit to defeat Houston 26-24 in an AFC Divisional Playoff Game. The winning field goal was set up by a drive that began at the Denver two. The Broncos converted two fourth down plays to keep the possession alive. **JANUARY 12** — Despite a sterling effort by Denver's defense, the Broncos fall 10-7 to Buffalo in the AFC Championship Game. The Bills' high-powered offense managed just 213 yards and 12 first downs in the game. **FEBRUARY 2** — Running back Gaston Green, linebacker Karl Mecklenburg, and safeties Steve Atwater and Dennis Smith represent the Broncos in the Pro Bowl. **MARCH** — The Broncos conclude season ticket renewals and waiting list additions for 1992, virtually assuring the franchise of its 23rd consecutive sellout season. Denver is also named a participant in America Bowl '92, to be played in Berlin. **AUGUST 15** — The Broncos lose to the Miami Dolphins, 31-27, in American Bowl '92 in Berlin's Olympic Stadium. **DECEMBER 28** — Denver Broncos President Pat Bowlen announces that the franchise will not renew the contract of Dan Reeves, thus creating a coaching vacancy in Denver for the first time since 1981. Reeves ends his Denver career with a record of 116-78-1.

## 1993

**JANUARY 25** — Wade Phillips is hired as the 10th head coach in Broncos history, signing a three-year contract as head coach after four seasons as the Broncos' defensive coordinator. **MAY** — The Broncos conclude their season ticket sales, guaranteeing the 24th straight sellout campaign at Mile High Stadium. **DECEMBER** — Quarterback John Elway is named AFC Most Valuable Player (UPI, Kansas City 101 Club, Football News) after his best pro season, in which he led the AFC in rating (92.8), attempts (551), completions (348), completion percentage (63.2), touchdowns (25), and yards (4,030).

## 1994

**JANUARY 9** — The Broncos return to the playoffs as a Wild Card team, dropping a 42-24 first round game to the Los Angeles Raiders at the Los Angeles Memorial Coliseum. The wild card playoff game marked Denver's ninth nationally televised game of the 1993 season, bringing the Broncos' eight-year total (1986-93) to 84 national television dates. **FEBRUARY 6** — The Broncos are represented in the AFC-NFC Pro Bowl game by quarterback John Elway, tight end Shannon Sharpe, linebacker Karl Mecklenburg, and safeties Steve Atwater and Dennis Smith. **MARCH** — The Broncos and Raiders are named to oppose each other in an American Bowl '94 Game in Barcelona. The Broncos thus join San Francisco as the only two teams to have been asked to represent the NFL in London, Tokyo, Berlin, and Barcelona. **MAY** — The Broncos conclude season ticket renewals and waiting list additions for 1994, leading to an anticipated 25th consecutive season of sellouts at Mile High Stadium.

## 1995

**JANUARY 31** — Mike Shanahan is hired as the 11th head coach in Broncos history. Shanahan, a Denver assistant coach from 1984-87 and 1989-91, signed a seven-year contract as head coach after spending the previous three years in San Francisco where he served as offensive coordinator. **FEBRUARY 5** — The Broncos are represented in the annual AFC-NFC Pro Bowl by safety Steve Atwater, quarterback John Elway and offensive tackle Gary Zimmerman. Tight end Shannon Sharpe was also selected but did not play. **MARCH** — The Broncos are selected to face San Francisco in an American Bowl '95 Game in Tokyo, joining the 49ers and Dallas as the only NFL teams to participate in five American Bowl Games.



## MISCELLANEOUS



Left tackle Gary Zimmerman earned his fifth Pro Bowl appearance in 1994 after starting all 16 games for the seventh consecutive season. He has started each of the 140 games he has played in his nine-year career.

## DENVER BRONCOS COMMUNITY RELATIONS

### Denver Broncos In the Community

For 35 years, the Denver Broncos have committed their resources to making a positive and measurable impact on the quality of life in the Rocky Mountain Region. And the commitment continues. It is only through this dedication to the roots of our communities that we can return the loyal support we receive from our fans.

Focused on the ambition to mirror the spirit of the Colorado communities, the Denver Broncos organization recognizes the integral role it plays in developing and supporting programs that reflect our communities' diversity. Our resources are dedicated to promoting Colorado's youth, identifying their needs and encouraging them to set and reach goals.



**denver broncos**  
*charities fund*



A Fund of the  
Robert R. McCormick Tribune Foundation

Aimed at that goal, the Broncos dramatically increased their financial impact on the community through the development of The Broncos Charities Fund, a fund of the Robert R. McCormick Tribune Foundation. The Charities Fund, established in December, 1993, enables the Broncos to raise and give away money to qualified non-profit organizations throughout the state of Colorado. Through June 1995, the Broncos Charities Fund already raised over \$1,400,000 and made numerous grants to area non-profits.

In addition, the Broncos' support extends to graduating high school students through the offering of educational scholarships in assistance for higher education. The organization also provides players, coaches and staff as speakers for projects such as D.A.R.E., Read to Me and Career Days.

In 1993, the Broncos Academy was developed as a dropout prevention high school program within the Denver Public School System. In the summer months, the Broncos host an annual summer minicamp, held at the Broncos facility with participating current and alumni players, providing Denver-area youth with a true pro football experience.

The Denver Broncos organization is committed to the people of Colorado, and looks forward to the continued opportunity to contribute its resources to improve the quality of life for Colorado residents.



Denver Broncos players and cheerleaders help children participate in the Broncos' Obstacle Course at the 1995 Colorado Relay and Family Classic, one of the many events in which the Broncos participate through the Broncos Charities Fund. Pat Bowlen and the Broncos have been involved in the Classic for 11 consecutive years.

## THE DENVER BRONCOS CHEERLEADERS

The last decade saw phenomenal growth in women's fitness, sports savvy and specifically, women's interest and connection to football and the NFL. It is because of this growth that the Broncos felt a responsibility to develop a cheerleading team of which women could be proud.

Traditionally, there are plenty of opportunities for men to participate in all aspects of pro football. The breaks in the game — pre-game, halftime and timeouts — provide an opportunity for fan entertainment to strengthen the home field advantage. Additionally, this opens up possibilities for women to participate in the sports world. Cheerleaders bring an athleticism to the game-day performance as well as an ability to heighten crowd response.

Each member of the Broncos cheerleaders has an average of more than 14 years of dance experience. This team has spent as many years dancing as most NFL players have playing football. In addition, several hold athletic titles such as Miss National Fitness, aerobic champions and track and field athletes. Academic and professional achievements include Maser's Degrees, Pre-Med students, CPAs, singers, business owners and a pilot.

The Broncos cheerleaders are also active in the Denver community, volunteering their time and energy to area non-profits. Their promotional schedule, much like their volunteer schedule keeps them busy most weekends of the season. Their contribution to the Broncos and to the community prove that they are an asset both on and off the field.



**Shelly True**  
Dance Coordinator



**Lesli Wirth**  
Promotions Director



The Denver Broncos Cheerleaders perform one of their popular routines during a Broncos home game at Mile High Stadium. The cheerleaders are also a very important part of the Broncos' community relations efforts, making numerous appearances around the Rocky Mountain Region.

## THUNDER — THE DENVER BRONCOS MASCOT

When the Denver Broncos take the field at Mile High Stadium, Thunder, the team's mascot, with rider Angela Moore, leads the charge.

Although Thunder's registered name is JB Kobask, he was given the "stage name" Thunder for his mascot duties. Thunder made his Mile High Stadium debut September 12, 1993 for the Broncos' victory over the San Diego Chargers.

The 11-year old, pure-bred Arabian stallion, provided by Magness Arabians of Fort Lupton, Colo., is in his second season with the Denver Broncos Football Club in 1995. In his "rookie" season, Thunder delighted the crowds and was a big hit with the children. He has also started a new tradition at the Broncos, holding an annual Christmas party for underprivileged kids of the Denver area.

"We are avid Bronco fans and felt that an Arabian stallion would be an appropriate mascot. We are thrilled to have this chance to show the general public that Arabians are athletic, intelligent and friendly animals," says Sharon Magness, administrator of Magness Arabians.

Thunder lives on the 350-acre ranch that serves as the training, showing, breeding and marketing center of Magness Arabians. Bob and Sharon Magness also own and operate a ranch in Santa Ynez, Calif., that bears the same name.

The one constant in the switch from the pasture to the playing field is Thunder's rider, Angela Moore. Moore, the other half of the Denver Broncos mascot tandem, has been showing horses and competing in barrel racing most of her life. As assistant manager of Magness Arabians, Moore trains, assists with veterinary care and grooms the horses.

The 29-year old Fort Lupton resident's love of animals does not stop at horses. Moore has a B.S. degree in equine science with a second major in zoology from Colorado State University. Her goal is to go back to school and receive her master's degree and doctorate in zoology to begin field research in feline physiology.

Neither Thunder nor Moore is shy in front of crowds. Thunder is a champion show horse whose wins include the Hunter Pleasure Champion of the Wyoming Arabian Horse Association Show in 1993, Reserve Champion of the Pure Breed Western

Pleasure at the Colorado State Fair in 1989 and first place in Pure Breed Western Pleasure at the Rocky Mountain Arabian Horse Show in 1989. Moore's honors include the Scottsdale top-10 for Hunter Pleasure and three-time Colorado Hunter Futurity.

Thunder is trained by Tom Hudson, manager/trainer of Magness Arabians and accomplished equestrian. Hudson shows horses in the top Arabian horse shows around the country, although not with Thunder — he has been taken off the horse-show circuit for his career in football.



Thunder — with rider Angela Moore — made his debut as the Broncos' mascot last year and was an instant hit with fans in Mile High Stadium.

## CHAMPIONSHIP PLAY

## AFL-AFC TITLE GAMES

1994	San Diego 17, Pittsburgh 13	1977	Denver 20, Oakland 17
1993	Buffalo 30, Kansas City 13	1976	Oakland 24, Pittsburgh 7
1992	Buffalo 29, Miami 10	1975	Pittsburgh 16, Oakland 10
1991	Buffalo 10, Denver 7	1974	Pittsburgh 24, Oakland 13
1990	Buffalo 51, L.A. Raiders 3	1973	Miami 27, Oakland 10
1989	Denver 37, Cleveland 21	1972	Miami 21, Pittsburgh 17
1988	Cincinnati 21, Buffalo 10	1971	Miami 21, Baltimore 0
1987	Denver 38, Cleveland 33	1970	Baltimore 27, Oakland 17
1986	Denver 23, Cleveland 20 (OT)	1969	Kansas City 17, Oakland 7
1985	New England 31, Miami 14	1968	New York Jets 27, Oakland 23
1984	Miami 45, Pittsburgh 28	1967	Oakland 40, Houston 7
1983	L.A. Raiders 30, Seattle 14	1966	Kansas City 31, Buffalo 7
1982	Miami 14, New York Jets 0	1965	Buffalo 23, San Diego 0
1981	Cincinnati 27, San Diego 7	1964	Buffalo 20, San Diego 7
1980	Oakland 34, San Diego 27	1963	San Diego 51, Boston 10
1979	Pittsburgh 27, Houston 13	1962	Dallas 20, Houston 17 (OT)
1978	Pittsburgh 34, Houston 5	1961	Houston 10, San Diego 3
		1960	Houston 24, Los Angeles 16

## NFL-NFC TITLE GAMES

1994	San Francisco 38, Dallas 28
1993	Dallas 38, San Francisco 21
1992	Dallas 30, San Francisco 20
1991	Washington 41, Detroit 10
1990	New York Giants 15, San Francisco 13
1989	San Francisco 30, Los Angeles 3
1988	San Francisco 28, Chicago 3
1987	Washington 17, Minnesota 10
1986	New York Giants 17, Washington 0
1985	Chicago 24, Los Angeles Rams 0
1984	San Francisco 23, Chicago 0
1983	Washington 24, San Francisco 17
1982	Washington 34, Dallas 17
1981	San Francisco 28, Dallas 27
1980	Philadelphia 20, Dallas 7
1979	Los Angeles 9, Tampa Bay 0
1978	Dallas 28, Los Angeles 0
1977	Dallas 23, Minnesota 6
1976	Minnesota 24, Los Angeles 13
1975	Dallas 37, Los Angeles 7
1974	Minnesota 14, Los Angeles 10
1973	Minnesota 27, Dallas 10
1972	Washington 26, Dallas 3
1971	Dallas 14, San Francisco 3
1970	Dallas 17, San Francisco 10
1969	Minnesota 27, Cleveland 7
1968	Baltimore 34, Cleveland 0
1967	Green Bay 21, Dallas 17
1966	Green Bay 34, Dallas 27
1965	Green Bay 23, Cleveland 12
1964	Cleveland 27, Baltimore 0
1963	Chicago 14, New York Giants 10
1962	Green Bay 16, New York Giants 7
1961	Green Bay 37, New York Giants 0
1960	Philadelphia 17, Green Bay 13
1959	Baltimore 31, New York Giants 16
1958	Baltimore 23, New York Giants 17 (OT)
1957	Detroit 59, Cleveland 14
1956	New York Giants 47, Chicago 7
1955	Cleveland 38, Los Angeles 14
1954	Cleveland 56, Detroit 10
1953	Detroit 17, Cleveland 16
1952	Detroit 17, Cleveland 7
1951	Los Angeles 24, Cleveland 17
1950	Cleveland 30, Los Angeles 28
1949	Philadelphia 14, Los Angeles 0
1948	Philadelphia 7, Chicago Cardinals 0
1947	Chicago Cardinals 28, Philadelphia 21
1946	Chicago Bears 24, New York Giants 14

## NFL-NFC TITLE GAMES (CONTINUED)

1945	Cleveland Rams 15, Washington 14
1944	Green Bay 14, New York Giants 7
1943	Chicago Bears 41, Washington 21
1942	Washington 14, Chicago Bears 6
1941	Chicago Bears 37, New York Giants 9
1940	Chicago Bears 73, Washington 0
1939	Green Bay 27, New York Giants 0
1938	New York Giants 23, Green Bay 17
1937	Washington 28, Chicago Bears 21
1936	Green Bay 21, Boston Redskins 6
1935	Detroit Lions 26, New York Giants 7
1934	New York Giants 30, Chicago Bears 13
1933	Chicago Bears 23, New York Giants 21

## SUPER BOWL RESULTS

1994	San Francisco 49, San Diego 26 at Miami
1993	Dallas 30, Buffalo 13 at Atlanta
1992	Dallas 52, Buffalo 17 at Pasadena
1991	Washington 37, Buffalo 24 at Minneapolis
1990	New York Giants 20, Buffalo 19 at Tampa
1989	San Francisco 55, Denver 10 at New Orleans
1988	San Francisco 20, Cincinnati 16 at Miami
1987	Washington 42, Denver 10 at San Diego
1986	New York Giants 39, Denver 20 at Pasadena
1985	Chicago 46, New England 10 at New Orleans
1984	San Francisco 38, Miami 16 at Palo Alto
1983	Los Angeles Raiders 38, Washington 9 at Tampa
1982	Washington 27, Miami 17 at Pasadena
1981	San Francisco 26, Cincinnati 21 at Detroit
1980	Oakland 27, Philadelphia 10 at New Orleans
1979	Pittsburgh 31, Los Angeles 19 at Pasadena
1978	Pittsburgh 35, Dallas 31 at Miami
1977	Dallas 27, Denver 10 at New Orleans
1976	Oakland 32, Minnesota 14 at Pasadena
1975	Pittsburgh 21, Dallas 17 at Miami
1974	Pittsburgh 16, Minnesota 6 at New Orleans
1973	Miami 24, Minnesota 7 at Houston
1972	Miami 14, Washington 7 at Los Angeles
1971	Dallas 24, Miami 3 at New Orleans
1970	Baltimore 16, Dallas 13 at Miami
1969	Kansas City 23, Minnesota 7 at New Orleans
1968	New York Jets 16, Baltimore 7 at Miami
1967	Green Bay 33, Oakland 14 at Miami
1966	Green Bay 35, Kansas City 10 at Los Angeles

## RING OF FAME

The Denver Broncos' Ring of Fame was inaugurated in 1984 to honor former players and administrators who played significant roles in Bronco history.

In 1993 cornerback **Louis Wright** (1975-86) was inducted into the Ring of Fame, and linebacker **Tom Jackson** (1973-86) entered the Ring of Fame in 1992.

Linebacker **Randy Gradishar** (1974-83) was the only 1989 inductee into the Ring of Fame, while quarterback **Craig Morton** (1977-82), wide receiver **Haven Moses** (1972-81), and kicker **Jim Turner** (1971-79) were inducted in 1988.

Former defensive back **Billy Thompson** (1969-81) was honored in 1987 and three players joined the elite group in 1986, quarterbacks **Frank Tripucka** (1960-63) and **Charley Johnson** (1972-75), and defensive end **Paul Smith** (1968-78).

In 1985, former owner **Gerald H. Phipps** became the first non player to have his name placed on the Ring.

Four former players were the original Ring of Fame inductees, running back **Floyd Little** (1967-75), defensive end **Rich Jackson** (1967-72), wide receiver **Lionel Taylor** (1960-66), and safety **Austin "Goose" Gonsoulin** (1960-66).

The Ring of Fame is on the facade of Mile High Stadium's east stands, just below the third level.



## MILE HIGH STADIUM

Mile High Stadium, home of the Denver Broncos, has been filled for every regular season game since and including the 1970 season, with the exception of two replacement games played during the 1987 player's strike (both games were sold out before the strike). The Broncos have sold out 187 consecutive non-strike regular season games, and with postseason contests the total reaches 196 over the 25-year period.

Expansion of the stadium, begun in 1975, was completed for the 1977 season to give the Broncos the seventh-largest home facility in the league (capacity 76,273).

Denver voters passed a \$25 million bond issue in 1974 to expand and improve the stadium from its capacity of 51,706 to 75,100. The stadium held 63,532 for the 1976 season, halfway through the project.

Bringing the stadium capacity to its present 76,273 in 1986 was the construction of the Penthouse Suites atop the west stands. There are 60 luxury suites that seat 14, 16 or 24 fans each, accessed by private elevators and fully serviced for every Bronco home game.

Making Mile High Stadium unique, however, is its movable east stands. The east stands move in a single section which, when fully extended, forms a horseshoe configuration for football. When the section is retracted, the stadium is in position for baseball.

The dynamics involved in the move are fascinating. First, bear in mind that the east stands section is a three-tiered structure, 535 feet long, 135 feet tall and 200 feet deep, weighing nearly nine million pounds. Second, the stands must be moved a distance of 145 feet.

How is it done? The answer, says DMJM-Phillips-Reister, the engineering-architectural firm in charge of the project, is water.

More than 90,000 square feet of runways serve as the operating surfaces over which the stands will move. Water is pumped onto the runways and form a .003 inch sheet upon which the stands rest. Hydraulic rams then push the stands forward at the rate of three feet per minute, making the move last somewhere around two hours.

Originally called Bears Stadium, the facility was built in 1948 for the Denver Bears of baseball's old Western League, with long range plans to utilize it for football as well. When Denver became a charter member of the American Football League in 1959, the south stands (8,100 seats) and portable east stands (9,616 seats) were added to give a capacity of 34,657 for football.

After Denver voters turned down a stadium bond issue to build an all-purpose metropolitan stadium in 1967, a non-profit group began a fund-raising drive with the goal of purchasing the stadium for the city.

In February of 1968, the group bought the stadium from Rocky Mountain Empire Sports for \$1.8 million and presented it to the city of Denver. A 16,000-seat upper deck was immediately constructed over the west stands, raising the capacity to over 50,000 for the 1968 season. In December of 1968, the stadium was renamed Denver Mile High Stadium.



## BRONCOS' RADIO NETWORK

For the 26th consecutive season, Denver's 50,000-watt station KOA (850) will serve as the flagship station for the Denver Broncos game broadcast network.

Larry Zimmer is in his 25th consecutive season as a member of the Broncos' broadcast team and his fifth handling play-by-play. He was the color commentator from 1971-89. Zimmer has been named the Colorado Sportscaster of the Year three out of the last seven years, including 1991. He also does play-by-play for the University of Colorado football team.

Joining Zimmer on the broadcast is Dave Logan, who will provide color commentary for his sixth year as a part of the KOA announcers team. He played with the Cleveland Browns from 1976-83 and the Broncos in 1984, and has been active in Denver sports radio since leaving the NFL. Logan was named the Colorado Sportscaster of the Year for 1992 and 1993.

### DENVER BRONCOS RADIO NETWORK AFFILIATE STATIONS - 1995

KALQ 93.5 FM	Alamosa, Colo.	KRAI 550 AM	Craig, Colo.
KATR 98.3 FM	Wray, Colo.	KRAL 1240 AM	Rawlins, Wyo.
KBCR 1230 AM	Steamboat Springs, Colo.	KRDZ 1440 AM	Wray, Colo.
KBUF 1030 AM	Garden City, Kan.	KRVN 880 AM	Lexington, Neb.
KCOW 1400 AM	Alliance, Neb.	KSEC 93.3 FM	Lamar, Colo.
KCSJ 590 AM	Pueblo, Colo.	KSGI 1450 AM	St. George, Utah
KCSR 610 AM	Chadron, Neb.	KSIR 1010 AM	Fort Morgan, Colo.
KEKB 99.9 FM	Grand Junction, Colo.	KSIR 107.1 FM	Fort Morgan, Colo.
KENN 1390 AM	Farmington, N.M.	KSNO 103.5 FM	Aspen, Colo.
KFMD 95.7 FM	Delta, Utah	KSPK 102.3 FM	Walsenburg, Colo.
KGRT 570 AM	Las Cruces, N.M.	KSPN 97.7 FM	Aspen, Colo.
KIIX 600 AM	Fort Collins, Colo.	KTIK 1340 AM	Boise, Idaho
KKJQ 97.3 FM	Garden City, Kan.	KTRT 1270 AM	Tulsa, Okla.
KLOE 730 AM	Goodland, Kan.	KTRT 102.1 FM	Tulsa, Okla.
KMTS 99.1 FM	Glenwood Springs, Colo.	KTWO 1030 AM	Casper, Wyo.
KNEB 960 AM	Scottsbluff, Neb.	KVEL 920 AM	Vernal, Utah
KNNG 104.7 FM	Sterling, Colo.	KVNU 610 AM	Logan, Utah
KOGA 99.7 FM	Ogallala, Neb.	KVRH 1340 AM	Salida, Colo.
KOOQ 1410 AM	North Platte, Neb.	KWIK 1240 AM	Pocatello, Idaho
KOTA 1380 AM	Rapid City, S.D.	KZMX 580 AM	Hot Springs, S.D.
KOWB 1290 AM	Laramie, Wyo.		



Larry Zimmer



Dave Logan

## MEDICAL GLOSSARY

**AC Joint** — Acromioclavicular joint; joint of the shoulder where acromion process of the scapula and the distal end of the clavicle meet; most shoulder separations occur at this point.

**Abduct** — Movement of any extremity away from the midline of the body. This action is achieved by an abductor muscle.

**Abrasion** — Any injury which rubs off the surface of the skin.

**Abscess** — An infection which produces pus; can be the result of a blister, callus, penetrating wound or laceration.

**Adduct** — Movement of an extremity toward the midline of the body. This action is achieved by an adductor muscle.

**Adhesion** — Abnormal adherence of collagen fibers to surrounding structures during immobilization following trauma or as a complication of surgery which restricts normal elasticity of the structures involved.

**Aerobic** — Exercise in which energy needed is supplied by oxygen inspired and is required for sustained periods of vigorous exercise with a continually high pulse rate.

**Anabolic Steroids** — Steroids that promote tissue growth by creating protein in an attempt to enhance muscle growth. The main anabolic steroid is testosterone (male sex hormone).

**Anaerobic** — Exercise without use of oxygen as an energy source; short bursts of vigorous exercises.

**Anaphylactic Shock** — Shock that is caused by an allergic reaction.

**Anterior Compartment Syndrome** — Condition in which swelling within the anterior compartment of the lower leg jeopardizes the viability of muscles, nerves and arteries that serve the foot. In severe cases, emergency surgery is necessary to relieve the swelling and pressure.

**Anterior Cruciate Ligament (ACL)** — A primary stabilizing ligament within the center of the knee joint that prevents hyperextension and excessive rotation of the joint. A complete tear of the ACL necessitating reconstruction could require up to 12 months of rehabilitation.

**Anterior Talofibular Ligament** — A ligament of the ankle that connects the fibula (lateral ankle bone) to the talus. This ligament is oft times subject to sprain.

**Anti-Inflammatory** — Any agent which prevents inflammation, such as aspirin or ibuprofen.

**Anterogram** — A film demonstrating arteries after injection of a dye.

**Arthrogram** — X-ray technique for joints using air and/or dye injected into the affected area; useful in diagnosing meniscus tears of the knee and rotator cuff tears of the shoulder.

**Arthroscope** — An instrument used to visualize the interior of a joint cavity.

**Arthroscopy** — A surgical examination of the internal structures of a joint by means for viewing through an arthroscope. An arthroscopic procedure can be used to remove or repair damaged tissue or as a diagnostic procedure in order to inspect the extent of any damage or confirm a diagnosis.

**Aspiration** — The withdrawal of fluid from a body cavity by means of a suction or siphonage apparatus, such as a syringe.

**Atrophy** — To shrivel or shrink from disuse, as in muscular atrophy. Avascular Necrosis — Death of a part due to lack of circulation. Avulsion — The tearing away, forcibly, of a part or structure.

**Baker's Cyst** — Localized swelling of a bursa sac in the posterior knee as a result of fluid that has escaped from the knee capsule. A Baker's cyst indicates that there is a trauma inside the knee joint that leads to excessive fluid production.

**Bone Scan** — An imaging procedure in which a radioactive-labeled substance is injected into the body to determine the status of a bony injury. If the radioactive substance is taken up by the bone at the injury site, the injury will show as a "hot spot" on the scan image. The bone scan is particularly useful in the diagnosis of stress fractures.

**Brachial Plexus** — Network of nerves originating from the cervical vertebrae and running down to the shoulder, arm, hand, and fingers.

**Bruise** — A discoloration of the skin due to an extravasation of blood into the underlying tissues.

**Bursa** — A fluid-filled sac that is located in areas where friction is likely to occur, then minimizes the friction; for example between a tendon and bone.

**Capsule** — An enclosing structure which surrounds the joint and contains ligaments which stabilize that joint.

**Cartilage** — Smooth, slippery substance preventing two ends of bones from rubbing together and grating.

**CAT Scan** — Use of a computer to produce a cross sectional view of the anatomical part being investigated from X-ray data.

**Cellulitis** — Inflammation of cellular or connective tissue.

**Cervical Vertebrae** — Group of seven vertebrae located in the neck

**Charley Horse** — A contusion or bruise to any muscle resulting in intramuscular bleeding. No other injury should be called a charley horse.

**Colles' Fracture** — A fracture of the distal end of the radius with the lower end being displaced backward.

**Concentric Muscle Contraction** — A shortening of the muscle as it develops tension and contracts to move a resistance.

**Concussion** — Jarring injury of the brain resulting in dysfunction. It can be graded as mild, moderate or severe depending on loss of consciousness, amnesia and loss of equilibrium.

**Contusion** — An injury to a muscle and tissues caused by a blow from a blunt object

**Cortical Steroids** — Used to suppress joint inflammation. Costochondral — Cartilage that separates the bones within the rib cage. Cryokinetics — Treatment with cold and movement.

**Cryotherapy** — A treatment with the use of cold. Cyst — Abnormal sac containing liquid or semi-solid matter.

**Degenerative Joint Disease** — Changes in the joint surface as a result of repetitive trauma

**Deltoid Ligament** — Ligament that connects the tibia to bones of the medial aspect of the foot and is primarily responsible for stability of the ankle on the medial side. Is sprained less frequently than other ankle ligaments.

**Deltoid Muscle** — Muscles at top of the arm, just below the shoulder, responsible for shoulder motions to the front, side and back

**Disc, Intervertebral** — A flat, rounded plate between each vertebrae of the spine. The disc consists of a thick fiber ring which surrounds a soft gel-like interior. It functions as a cushion and shock absorber for the spinal column.

**Disc, Intervertebral** — A flat, rounded plate between each vertebrae of the spine. This disc consists of a thick fiber ring which surrounds a soft gel-like interior. It functions as a cushion and shock absorber for the spinal column.

**Dislocation** — Complete displacement of joint surfaces.

**Eccentric Muscle Contraction** — An overall lengthening of the muscles as it develops tension and contracts to control motion performed by an outside force; oft times referred to a "negative" contraction in weight training.

**Eccymosis** — Bleeding into the surface tissue below the skin, resulting in a "black and blue" effect

**Edema** — Accumulation of fluid in organs and tissues of the body; swelling.

**Effusion** — Accumulation of fluid, in various spaces in the body, or the knee itself. Commonly, the knee has an effusion after an injury.

**Electrical Galvanic Stimulation (EGS)** — An electrical therapeutic modality that sends a current to the body at select voltages and frequencies in order to stimulate pain receptors, disperse edema, or neutralize muscle spasms among other functional applications.

**Electromyogram (EMG)** — Test to determine nerve function. Epicondylitis — Inflammation in the elbow due to overuse.

**Ethyl Chloride** — "Cold spray," a chemical coolant sprayed onto an injury site to produce a local, mild anesthesia.

**Fat Percentage** — The amount of body weight that is adipose, fat tissue. Fat percentages can be calculated by underwater weighing, measuring select skinfold thickness, or by analyzing electrical impedance.

**Femur** Thigh bone; longest bone in the body.

**Fibula** — Smaller of the two bones in the lower leg; runs from knee to the ankle along the outside of the lower leg.

**Flexibility** — The ability of muscle to relax and yield to stretch forces.

**Flexibility Exercise** — General term used to describe exercise performed by a player to passively or actively elongate soft tissue without the assistance of an athletic trainer.

**Fracture** — Breach of continuity of a bone. Types of fractures include simple, compound, comminuted, greenstick incomplete, impacted, longitudinal, oblique, stress, or transverse.

**Gamekeeper's Thumb** — Tear of the ulnar collateral ligament of the metacarpophalangeal joint of the thumb.

**Glycogen** — Form in which foods are stored in the body as energy.

**Grade One Injury** — A mild injury in which ligament, tendon, or other musculoskeletal tissue may have been stretched or confused, but not torn or otherwise disrupted.

**Grade Two Injury** — A moderate injury when musculoskeletal tissue has been partially, but not totally, torn which causes appreciable limitation in function of the injured tissue.

**Grade Three Injury** — A severe injury in which tissue has been significantly, and in some cases totally, torn or otherwise disrupted causing a virtual total loss of function.

**Hamstring** — Category of muscle that runs from the buttocks to the knee along the back of the thigh. It functions to flex the knee, and is oft times injured as a result of improper conditioning or lack of muscle flexibility.

**Heat Cramps** — Painful muscle spasms of the arms or legs caused by excessive body heat and depletion of fluids and electrolytes.

**Heat Exhaustion** — Mild form of shock due to dehydration because of excessive sweating when exposed to heat and humidity.

**Heat Stroke** — Condition of rapidly rising internal body temperature that overwhelms the body's mechanisms for release of heat and could result in death if not cared for appropriately.

**Heel Cup** — Orthotic device that is inserted into the shoe and worn under the heel to give support to the Achilles tendon and help absorb impacts at the heel.

**Hematoma** — Tumor-like mass produced by an accumulation of coagulated blood in a cavity.

**Hot Pack** — Chemical pack that rests in water, approximately 160 degrees, and retains its heat for 15-20 minutes when placed in a towel for general therapeutic application.

**Humerus** — Bone of the upper arm that runs from the shoulder to the elbow.

**Hydrotherapy** — Treatment using water.

**Hyperextension** — Extreme extension of a limb or body part.

**Iliotibial Band** — A thick, wide fascial layer that runs from the iliac crest to the knee joint and is occasionally inflamed as a result of excessive running.

**Inflammation** — The body's natural response to injury in which the injury site might display various degrees of pain, sweating, heat, redness, and/or loss of function.

**Internal Rotation** — Rotation of a joint or extremity medially, to the inside.

**Lesion** — Wound, injury or tumor.

**Ligament** — Band of fibrous tissue that connects bone to bone or bone to cartilage and supports and strengthens joints.

**Lumbar Vertebrae** — Five vertebrae of the lower back that articulate with the sacrum to form the lumbosacral joint.

**Magnetic Resonance Imaging (MRI)** — Imaging procedure in which a radio frequency pulse causes certain electrical elements of the injured tissue to react to this pulse and through this process a computer display and permanent film establish a visual image. MRI does not require radiation and is very useful in the diagnosis of soft tissue, disc, and meniscus injuries.

**Meniscectomy** — An intra-articular surgical procedure of the knee by which all or part of the damaged meniscus is removed.

**Meniscus** — Crescent shaped cartilage, usually pertaining to the knee joint; also known as "cartilage." There are two menisci in the knee, medial and lateral. These work to absorb weight within the knee and provide stability.

**Metacarpals** — Five long bones of the hand, running from the wrist to the fingers.

**Metatarsals** — Five long bones of the foot, running from the ankle to the toes.

**Myositis** — Inflammation of a muscle. Necrotic — Relating to death of a portion of tissue.

**Neoprene** — Lightweight rubber used in joint and muscle sleeves designed to provide support and/or insulation and heat retention to the area.

**Neuritis** — Inflammation of a nerve.

**Orthotic** — Any device applied to or around the body in the care of physical impairment or disability, commonly used to control foot mechanics.

**Parasthesia** — Sensation of numbness or tingling, indicating nerve irritation.

**Patella** — The kneecap. The patella functions to protect the distal end of the femur as well as increase the mechanical advantage and force generating capacities of the quadriceps muscle group.

**Patella Tendinitis** — Inflammation of the patella ligament; also known as "jumper's knee."

**Patellofemoral Joint** — Articulation of the knee cap and femur. Inflammation of this joint can occur through: 1) acute injury to the patella, 2) overuse from excessive running particularly if there is an associated knee weakness, 3) chronic wear and tear of the knee, 4) as a result of poor foot mechanics. Patellofemoral irritation can lead to chondromalacia, which in its most chronic condition, could require surgery.

**Peroneal Muscles** — Group of muscles of the lateral lower leg that are responsible for evert the knee. Tendons of these three muscles are vital to the stability of the ankle and foot.

**Phalanx** — Any bone of the fingers or toes; plural is phalanges. Phlebitis — Inflammation of a vein.

**Plica** — Fold of tissue in the joint capsule and a common result of knee injury.

**Posterior Cruciate Ligament (PCL)** — A primary stabilizing ligament of the knee that provides significant stability and prevents displacement of the tibia backward within the knee joint. A complete tear of this ligament necessitating reconstruction could require up to 12 months of rehabilitation.

**Quadriceps Muscles "Quads"** — A group of four muscles of the front thigh that run from the hip and form a common tendon at the patella; they are responsible for knee extension.

**Radiography** — Taking of X-rays.

**Radius** — Forearm bone on the thumb side.

**Reconstruction** — Surgical rebuilding of a joint using natural, artificial or transplanted materials.

**Referred Pain** — Pain felt in an undamaged area of body away from the actual injury.

**Retraction** — The moving of tissue to expose a part or structure of the body.

**Rotator Cuff** — Comprised of four muscles in the shoulder area that can be irritated by over use. The muscles are the supraspinatus (most commonly injured), infraspinatus, teres minor, and subscapularis.

**Rotator Cuff Impingement Syndrome** — A microtrauma or overuse injury caused by stress, and the four stages are: 1) Tendentious with temporary thickening of the bursa and rotator cuff; 2) Fiber dissociation in the tendon with permanent thickening of the bursa and scar formation; 3) A partial rotator cuff tear of less than 1 cm.; and 4) A complete tear of 1 cm. or more.

**Sacrum** — Group of five fused vertebrae located just below the lumbar vertebrae of the low back.

**Scapula** — Shoulder blade.

**Sciatica** — Irritation of the sciatic nerve resulting in pain or tingling running down the inside of the leg.

**Sciatic Nerve** — Major nerve that carries impulses for muscular action and sensations between the low back and thigh and lower leg; it is the longest nerve in the body.

**Shin Splint** — A catch-all syndrome describing pain in the skin that is not a fracture or tumor and cannot be defined otherwise.

**Sorbothane** — An energy absorbing polyurethane utilized in some foot orthotics to absorb shock forces of the foot.

**Spasm (Theory)** — Muscle soreness induced by exercise; is the result of reduced muscle blood flow, which results in pain.

**Spleen** — Large, solid organ responsible for the normal production and destruction of blood cells.

**Spondylitis** — Inflammation of one or more vertebrae.

**Spondylolisthesis** — Forward displacement of one vertebrae over another below it due to a developmental defect in the vertebrae.

**Spondylosis** — Abnormal vertebral fixation or immobility.

**Sprain** — Injury resulting from a stretch or twist of the joint and causes various degrees of stretch or tear of a ligament or other soft tissue at the joint.

**Sternum** — The breast bone.

**Steroids** — Any one of a large number of hormone-like substances. See Anabolic steroids and cortical steroids.

**Strain** — Injury resulting from a pull or torsion to the muscle or tendon that causes various degrees of stretch or tear to the muscle or tendon tissue.

**Stress Fracture** — A hair-line type of break in a bone caused by overuse.

**Stress X-ray** — A continual X-ray taken when a portion of the body is stressed to its maximum in order to determine joint stability. This is a test utilized in some ankle injuries.

**Stretching** — Any therapeutic maneuver designed to elongate shortened soft tissue structures and thereby increase flexibility.

**Subluxation** — Partial dislocation of a joint. The term usually implies that the joint can return to its normal position without formal reduction.

**Talus** — The ankle bone that articulates with the tibia and fibula to form the ankle joint.

**Target Heart Rate** — A pre-determined pulse to be obtained during exercise when circulation is working at full efficient capacities.

**Tarsals** — Group of seven bones of the foot consisting of the calcaneus, talus, cuboid and three cuneiform bones.

**Temporomandibular Joint (TMJ)** — The articulation of the jaw and skull; considered by some to be vital in resolution of injuries throughout the body.



**Tendinitis** — Inflammation of the tendon and/or tendon sheath, caused by chronic overuse or sudden injury.

**Tendon** — Tissue that connects muscle to bone. Tennis Elbow — General term for lateral elbow pain.

**Tennis Elbow** — General term for lateral elbow pain.

**Thoracic** — Group of twelve vertebrae located in the thorax and articulate with the twelve ribs.

**Thoracic Outlet Compression Syndrome** — A neuro-vascular disorder of the upper extremity common in throwing.

**Tibia** — Larger of the two bones of the lower leg and is the weight-bearing bone of the shin.

**Tomograph** — A special type of X-ray apparatus that demonstrates an organ or tissue at a particular depth.

**Trachea** — The windpipe.

**Transcutaneous Electrical Nerve Stimulator (TENS)** — An electrical modality that sends a mild current through pads at the injury site which stimulates the brain to release the natural analgesic, endorphin.

**Transverse Process** — Small lateral projection off the right side and left side of each vertebrae that functions as an attachment site for muscles and ligaments of the spine.

**Trapezius** — Flat triangular muscle covering the posterior surface of the neck and shoulder.

**Triceps** — Muscle of the back of the upper arm, primarily responsible for extending the elbow.

**Ulna** — Forearm bone that runs from the tip of the elbow to the little finger side of the wrist.

**Ulnar Nerve** — Nerve in elbow commonly irritated from excessive throwing.

**Ultrasound** — An electrical modality that transmits a sound wave through an applicator into the skin to the soft tissue in order to heat the local area for relaxing the injured tissue and/or disperse edema.

**Valgus** — Angulation outward and away from the midline of the body.

**Varus** — Angulation inward and toward the midline of the body.

**Vasoconstriction** — Decrease of local blood flow.

**Vasodilation** — Increase of local blood flow.

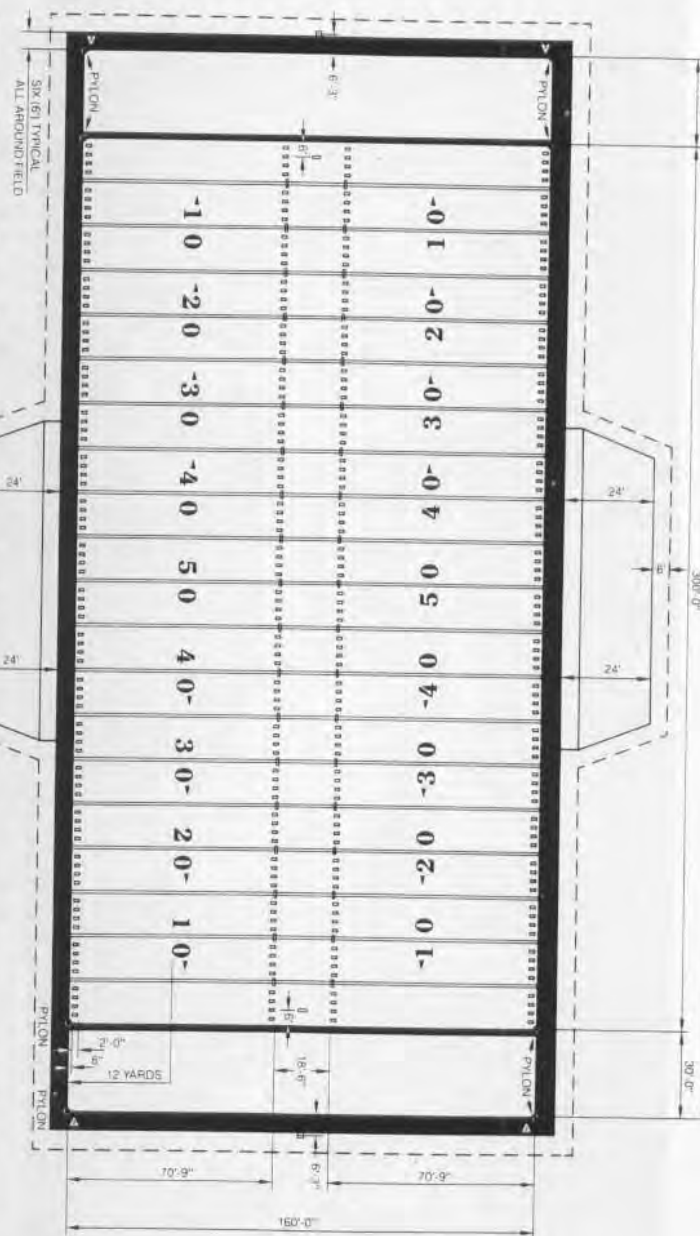
**"Wind Knocked Out"** — Syndrome describing a contraction of the abdominal nerve trunk, the solar plexus, as a result of an abdominal contusion.

**Wrist** — The junction between the two forearm bones (radius and ulna) and the eight wrist bones (trapezium, capitate, hamate, pisiform, triquetrum, lunate and scaphoid).


**Zygoma** — The cheekbone.



### PLAN OF THE PLAYING FIELD



# THE 1995 SEASON



Safety Steve Atwater earned his fifth consecutive Pro Bowl appearance in 1994, finishing the season with 125 tackles, one interception and two fumble recoveries. He was voted the Broncos defensive MVP for the second time in his career.

## NFL PLAYER PERSONNEL DATES AND INFORMATION FOR 1995

- |            |   |
|------------|---|
| June 1     | — Deadline for old clubs to send tender to unsigned <u>unrestricted</u> free agents to receive exclusive negotiating rights for rest of season if player is not signed by another club by July 15.  |
| June 1     | — Deadline for old clubs to send tender to unsigned <u>restricted</u> free agents or to extend qualifying offer to retain exclusive negotiating rights for rest of season.  |
| June 15    | — Deadline for old club to withdraw original qualifying offer to unsigned restricted agents and still retain exclusive negotiating rights.  |
| July 5     | — Claiming period of 24 hours begins in waiver system. All waiver requests for the rest of the year are no-recall and no-withdrawal.  |
| July 15    | — Signing period ends at 4 p.m., Eastern Daylight Time, for franchise and transition players and unrestricted free agents who received June 1 tender.   |
| Mid-July   | — Preseason training camps open. Clubs not permitted to open camps before July 5. Veteran players cannot be required to report earlier than 15 days prior to club's first preseason game or July 15, whichever is later.  |
| July 29    | — Pro Football Hall of Fame Game, Canton, Ohio: Carolina Panthers vs. Jacksonville Jaguars.   |
| Aug. 4     | — First Preseason weekend.  |
| Aug. 6     | — American Bowl, Tokyo, Japan: Denver vs. San Francisco.  |
| Aug. 12    | — American Bowl, Toronto: Buffalo vs. Dallas.   |
| Aug. 22    | — Roster cutdown to maximum of 60 players on Active List by 4 p.m., Eastern Daylight Time.  |
| Aug. 27    | — Roster cutdown to maximum of 53 players on Active/Inactive List by 4 p.m., Eastern Daylight Time. Clubs may dress minimum of 42 and maximum of 45 players and third quarterback for each regular season and postseason game.  |
| Aug. 28    | — After 4 p.m., Eastern Daylight Time, clubs may establish a Practice Squad of five players by signing free agents who do not have a season of free-agency credit, unless that season was achieved by spending an entire regular season on Reserve/Injured or Reserve/Physically Unable to Perform. |
| Sept. 3-4  | — Regular season opens.   |
| Sept. 20   | — Priority on multiple waiver claims is now based on the current season's standing.   |
| Oct. 10    | — All trading ends at 4 p.m., Eastern Daylight Time.  |
| Nov. 7     | — Deadline for clubs to sign by 4 p.m., Eastern Time, their Unrestricted Free Agents to whom June 1 tender was made. If still unsigned after this date, such players are prohibited from playing in NFL in 1995.  |
| Nov. 7     | — Deadline for clubs to sign by 4 p.m., Eastern Time, their Restricted Free Agents to whom June 1 tender was made. If such players remain unsigned, they are prohibited from playing in NFL in 1995.  |
| Nov. 7     | — Deadline for clubs to sign Drafted players by 4 p.m., Eastern Time. If such players remain unsigned, they are prohibited from playing in NFL in 1995.   |
| Nov. 7-8   | — Fall Recessed Meeting, Dallas, Texas.   |
| Dec. 23-25 | — Regular season closes.  |
| Dec. 30-31 | — Wild Card Playoff Games.  |
| Jan. 6-7   | <b>1996</b>   |
| Jan. 14    | — Divisional Playoff Games.   |
| Jan. 28    | — AFC and NFC Championship Games.   |
|            | — Super Bowl XXX at Sun Devil Stadium, Tempe, Ariz.   |

- Feb. 4 — AFC-NFC Pro Bowl, Honolulu, Hawaii.  
 Feb. 8-12 — National Invitational Camp, RCA Dome, Indianapolis, Ind.  
 Mar. 10-14 — NFL Annual Meeting, West Palm Beach, Fla.  
 Apr. 15-18 — PR/Marketing Directors Meeting, Jacksonville, Fla.  
 Apr. 20-21\* — Annual player selection meeting, New York, N.Y.  
 May 21-22 — Spring Recessed Meeting, Charlotte, N.C.  
 May 22-23 — Finance Directors Meeting, Charlotte, N.C.  
 July 27 — Hall of Fame Game, Canton, Ohio.  
 Aug. 2-4 — First preseason weekend.  
 Sept. 1-2 — Regular season opens.  
 Oct.\* — Fall Recessed Meeting  
 Dec. 21-23 — Regular season closes.  
 Dec. 28-29 — Wild Card Playoff Games.

**1997**

- Jan. 4-5 — Divisional Playoff Games.  
 Jan. 12 — AFC and NFC Championship Games.  
 Jan. 26 — Super Bowl XXXI, Louisiana Superdome, New Orleans, La.  
 Feb. 2 — AFC-NFC Pro Bowl, Honolulu, Hawaii.  
 Feb.\* — National Invitational Camp, RCA Dome, Indianapolis, Ind.  
 Mar. 9-14 — NFL Annual Meeting, Palm Desert, Calif.  
 Apr. 13-17 — PR/Marketing Directors Meeting, San Diego, Calif.  
 Apr. 19-20\* — Annual player selection meeting, New York, N.Y.  
 May 20-21 — Spring Recessed Meeting, San Diego, Calif.  
 May 22 — Finance Directors Meeting, San Diego, Calif.  
 July 26 — Hall of Fame Game, Canton, Ohio  
 Aug. 1-3 — First preseason weekend.  
 Aug. 31-Sept. 1 — Regular season opens.  
 Dec. 20-22 — Regular season closes.  
 Dec. 27-28 — Wild Card Playoff Games

**1998**

- Jan. 3-4 — Divisional Playoff Games.  
 Jan. 11 — AFC and NFC Championship Games  
 Jan. 25 — Super Bowl XXXII, Jack Murphy Stadium, San Diego, Calif.  
 Feb. 1 — AFC-NFC Pro Bowl, Honolulu, Hawaii  
 Mar. 22-27 — NFL Annual Meeting, Orlando, Fla.  
 Aug. 1 — Hall of Fame Game, Canton, Ohio  
 Aug. 7-9 — First preseason weekend.  
 Sept. 6-7 — Regular season opens.  
 Dec. 26-28 — Regular season closes.

**1999**

- Jan. 2-3 — Wild Card Playoff Games.  
 Jan. 9-10 — Divisional Playoff Games  
 Jan. 17 — AFC-NFC Championship Games  
 Jan. 31 — Super Bowl XXXIII, Candelstick Park, San Francisco, Calif.  
 Feb. 7 — AFC-NFC Pro Bowl

\*Tentatively scheduled.

**NFL TERMINOLOGY**

The term NFL Rookie is defined as a player who is in his first season of professional football and has not been on the roster of another professional football team for any regular-season or postseason games. A Rookie is designated by an "R" on NFL rosters. Players who have been active in another professional football league or players who have NFL experience, including either pre-season training camp or being on an active roster for fewer than three regular-season or postseason games, are termed NFL First-Year Players. An NFL First-Year Player is designated by a "1" on NFL rosters. Thereafter, a player on an NFL active roster for at least six regular-season or postseason games is credited with an additional year of NFL playing experience.

**BRONCOS 1995 OPPONENTS****GAME 1****Buffalo Bills**

Sun., September 3 (Mile High Stadium) 6 p.m.

**TEAM COLORS:** Royal Blue, Scarlet Red, White

**ADDRESS:** One Bills Drive  
Orchard Park, NY 14127-2296

**PHONE:** (716) 648-1800

**PRESIDENT:** Ralph C. Wilson

**GENERAL MANAGER:** John Butler

**HEAD COACH (CAREER RECORD):** Marv Levy (96-54)

**PUBLIC RELATIONS:** Denny Lynch, Scott Berchthold

**LAST PLAYOFF APPEARANCE:** 1993

**1994 RECORD (FINISH):** 7-9 (4th AFC East)

**'94 PRO BOWLERS:** Andre Reed, Steve Tasker, Bruce Smith

**SERIES:** Bills lead, 18-10-1

**Last Broncos win:** 1989

**Last Bills win:** 1994

**Shanahan vs. Bills:** 0-1

**Levy vs. Broncos:** 5-1

**GAME 2****Dallas Cowboys**

Sun., September 10 (Texas Stadium) 3 p.m.

**TEAM COLORS:** Royal Blue, Metallic Silver  
Blue, White

**ADDRESS:** One Cowboys Parkway  
Irving, TX 75063

**PHONE:** (214) 556-9900

**OWNER/PRESIDENT/GM:** Jerry Jones

**HEAD COACH (CAREER RECORD):** Barry Switzer (13-5)

**PUBLIC RELATIONS:** Director - Rich Dalrymple

**LAST PLAYOFF APPEARANCE:** 1994

**1994 RECORD (FINISH):** 12-4 (1st NFC East)

**'94 PRO BOWLERS:** Troy Aikman, Charles

Haley, Michael Irvin, Daryl Johnston, Leon Lett,

Nate Newton, Jay Novacek, Emmitt Smith,

Mark Stepnoski, Mark Tuinei, Darren Woodson

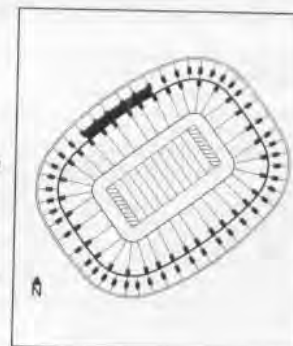
**SERIES:** Cowboys lead, 4-2

**Last Broncos win:** 1986

**Last Cowboys win:** 1992

**Shanahan vs. Cowboys:** 0-0

**Switzer vs. Broncos:** 0-0

**GAME 3****Washington Redskins**

Sun., September 17 (Mile High Stadium) 2 p.m.

**TEAM COLORS:** Burgundy and Gold

**ADDRESS:** P.O. Box 17247  
Washington, D.C. 20041

**PHONE:** (703) 478-8900

**CHAIRMAN OF THE BOARD/CEO:** Jack Kent Cooke

**EXECUTIVE VICE PRESIDENT:** John Kent Cooke

**HEAD COACH (CAREER RECORD):** Norv Turner (3-13)

**DIRECTOR OF COMMUNICATIONS:** Rick Vaughn

**DIRECTOR OF MEDIA RELATIONS:** Mike McCall

**LAST PLAYOFF APPEARANCE:** 1992

**1994 RECORD (FINISH):** 3-13 (5th NFC East)

**'94 PRO BOWLERS:** Ken Harvey, Reggie Roby

**SERIES:** Redskins lead, 4-3

**Last Broncos win:** 1989

**Last Redskins win:** 1992

**Shanahan vs. Washington:** 0-0

**Turner vs. Broncos:** 0-0



## BRONCOS 1995 OPPONENTS

## GAME 4

## San Diego Chargers

Sun., September 24 (Jack Murphy Stadium) 1 p.m.

TEAM COLORS: Navy Blue, White, Gold  
 ADDRESS: P.O. Box 609609

San Diego, CA 92160-9609

PHONE: (619) 280-2111

CHAIRMAN OF THE BOARD/PRESIDENT:

Alex G. Spanos

GENERAL MANAGER: Bobby Beathard

HEAD COACH (CAREER RECORD): Bobby Ross (33-20)

PUBLIC RELATIONS: Director -- Bill Johnston

LAST PLAYOFF APPEARANCE: 1994

1994 RECORD (FINISH): 11-5 (1st AFC West)

'94 PRO BOWLERS: John Carney, Natrone Means, Leslie O'Neal, Junior Seau

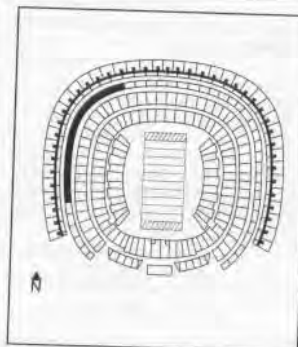
SERIES: Broncos lead, 36-33

Last Broncos win: 1994

Last Chargers win: 1994

Shanahan vs. Chargers: 3-0

Ross vs. Broncos: 3-3



## GAME 5

## Seattle Seahawks

Sun., October 1 (Kingdome) 1 p.m.

TEAM COLORS: Blue, Green, Silver

ADDRESS: 11220 N.E. 53rd Street

Kirkland, WA 98033

PHONE: (206) 827-9777

OWNER: Ken Behring

PRESIDENT: David Behring

HEAD COACH (CAREER RECORD): Dennis Erickson (0-0)

VICE PRESIDENT ADMINISTRATION AND

COMMUNICATIONS: Gary Wright

PUBLIC RELATIONS: Director -- Dave Naubert

LAST PLAYOFF APPEARANCE: 1988

1994 RECORD (FINISH): 6-10 (5th AFC West)

'94 PRO BOWLERS: Cortez Kennedy, Rick Tuten, Chris Warren

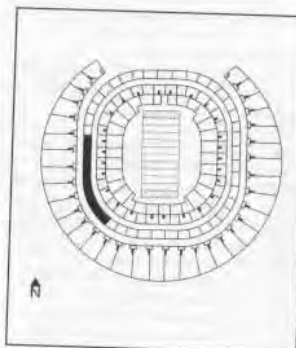
SERIES: Broncos lead, 22-14

Last Broncos win: 1994

Last Seahawks win: 1992

Shanahan vs. Seahawks: 0-3

Erickson vs. Broncos: 0-0



## GAME 6

## New England Patriots

Sun., October 8 (Foxboro Stadium) 8 p.m.

TEAM COLORS: Blue, Red, Silver, White

ADDRESS: 60 Washington Street

Foxboro, MA 02035

PHONE: (508) 543-8200

PRESIDENT/CEO: Robert K. Kraft

VICE PRESIDENT: Jonathan A. Kraft

HEAD COACH (CAREER RECORD): Bill Parcells (100-70-1)

PUBLIC RELATIONS: Don Lowery, Stacey James

LAST PLAYOFF APPEARANCE: 1994

1994 RECORD (FINISH): 10-6 (2nd AFC East)

'94 PRO BOWLERS: Bruce Armstrong, Drew Bledsoe, Ben Coates

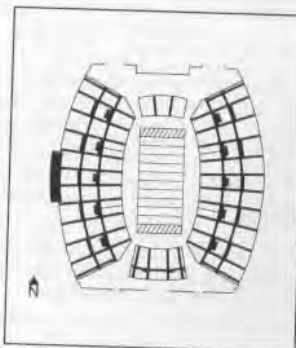
SERIES: Broncos lead, 17-12

Last Broncos win: 1991

Last Patriots win: 1980

Shanahan vs. Patriots: 0-0

Parcells vs. Broncos: 3-0



## BRONCOS 1995 OPPONENTS

## GAME 7

## Los Angeles Raiders

Mon., October 16 (Mile High Stadium) 7 p.m.  
See Game 16

## GAME 8

## Kansas City Chiefs

Sun., October 22 (Mile High Stadium) 2 p.m.  
See Game 15

## GAME 9

## Arizona Cardinals

Sun., November 5 (Mile High Stadium) 2 p.m.

TEAM COLORS: Cardinal Red, Black, White

ADDRESS: P.O. Box 888

Phoenix, AZ 85001-0888

PHONE: (602) 379-0101

PRESIDENT: Bill Bidwill

GENERAL MANAGER/HEAD COACH: Buddy Ryan

HEAD COACH (CAREER RECORD): Buddy Ryan (189-146-1)

PUBLIC RELATIONS: Director -- Paul Jensen

LAST PLAYOFF APPEARANCE: 1982

1994 RECORD (FINISH): 8-8 (4th NFC East)

'94 PRO BOWLERS: Seth Joyner, Aeneas Williams

SERIES: Broncos lead, 3-0-1

Last Broncos win: 1991

Last Cardinals win: none

Shanahan vs. Cardinals: 0-0

Ryan vs. Broncos: 1-1

## GAME 10

## Philadelphia Eagles

Sun., November 12 (Veterans Stadium) 8 p.m.

TEAM COLORS: Kelly Green, Silver, White

ADDRESS: Broad St. and Pattison Ave.

Philadelphia, PA 19148

PHONE: (215) 463-2500

OWNER: Jeffrey Lurie

PRESIDENT/CEO: Harry Gamble

HEAD COACH (CAREER RECORD): Ray

Rhodes (0-0)

PUBLIC RELATIONS: Director -- Ron Howard

LAST PLAYOFF APPEARANCE: 1993

1994 RECORD (FINISH): 7-9 (4th NFC East)

'94 PRO BOWLERS: Eric Allen, William Fuller

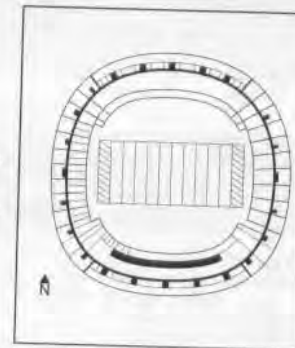
SERIES: Eagles lead, 5-2

Last Broncos win: 1986

Last Eagles win: 1992

Shanahan vs. Eagles: 0-0

Rhodes vs. Broncos: 0-0



## GAME 11

## San Diego Chargers

Sun., November 19 (Mile High Stadium) 2 p.m.  
See Game 4

## BRONCOS 1995 OPPONENTS

## GAME 12

## Houston Oilers

Sun., November 26 (Astrodome) 3 p.m.

TEAM COLORS: Columbia Blue, Scarlet, White  
 ADDRESS: 6910 Fannin Street  
 Houston, TX 77031

PHONE: (713) 797-9111

OWNER/PRESIDENT: K.S. "Bud" Adams, Jr.

EXECUTIVE VP/GENERAL MGR.: Floyd Reese

HEAD COACH (CAREER RECORD): Jeff Fisher (0-0)

PUBLIC RELATIONS: Director -- Dave Pearson

LAST PLAYOFF APPEARANCE: 1993

1994 RECORD (FINISH): 2-14 (4th AFC Central)

'94 PRO BOWLER: Bruce Matthews

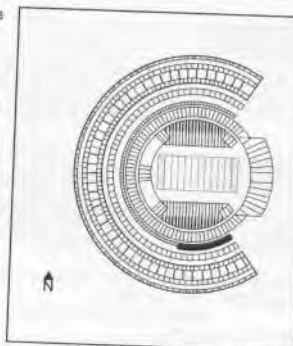
SERIES: Oilers lead, 20-13-1

Last Broncos win: 1992

Last Oilers win: 1991

Shanahan vs. Oilers: 0-1

Fisher vs. Broncos: 0-0



## GAME 13

## Jacksonville Jaguars

Sun., December 3 (Mile High Stadium) 2 p.m.

TEAM COLORS: Aqua and Gold

ADDRESS: One Stadium Place  
Jacksonville, FL 32202

PHONE: (904) 633-6000

CHAIRMAN/CHIEF EXECUTIVE OFFICER: Wayne Weaver

PRESIDENT/CHIEF OPERATING OFFICER: David Seldin

HEAD COACH (CAREER RECORD): Tom Coughlin (0-0)

PUBLIC RELATIONS: Dan Edwards

SERIES RECORD: 0-0 (First year)

## GAME 14

## Seattle Seahawks

Sun., December 10 (Mile High Stadium) 2 p.m.  
See Game 5

## GAME 15

## Kansas City Chiefs

Sun., December 17 (Arrowhead Stadium) 3 p.m.

TEAM COLORS: Red, Gold, White

ADDRESS: One Arrowhead Drive  
Kansas City, MO 64129

PHONE: (816) 924-9300

OWNER: Lamar Hunt

PRESIDENT/GENERAL MGR.: Carl Peterson

HEAD COACH (CAREER RECORD): Marty Schottenheimer (108-71-1)

PUBLIC RELATIONS: Director -- Bob Moore,  
Assistant -- Jim Carr

LAST PLAYOFF APPEARANCE: 1994

1994 RECORD (FINISH): 9-7 (2nd AFC West)

'94 PRO BOWLERS: Derrick Thomas, Bruce Smith, Dale Carter

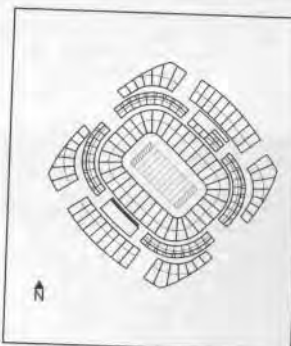
SERIES: Chiefs lead, 39-30

Last Broncos win: 1994

Last Chiefs win: 1994

Shanahan vs. Chiefs: 2-1

Schottenheimer vs. Broncos: 4-11



## BRONCOS 1995 OPPONENTS

## GAME 16

## Los Angeles Raiders

Sun., December 24 (Los Angeles Coliseum) 1 p.m.

TEAM COLORS: Silver and Black

ADDRESS: 332 Center Street  
El Segundo, CA 90245

PHONE: (310) 322-3451

PRESIDENT/OWNER: Al Davis

HEAD COACH (CAREER RECORD): Mike White (0-0)

PUBLIC RELATIONS: Director -- Al LoCasale,  
Assistant -- Mike Taylor

LAST PLAYOFF APPEARANCE: 1993

1994 RECORD (FINISH): 8-8 (2nd AFC West)

'94 PRO BOWLERS: Tim Brown, Chester McGlockton, Terry McDaniel, Steve Wisniewski

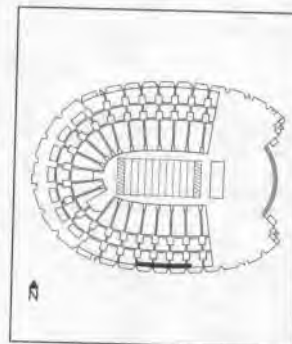
SERIES: Raiders lead, 48-19-2

Last Broncos win: 1992

Last Raiders win: 1994

Shanahan vs. Raiders: 0-0

White vs. Broncos: 0-0



## COLDEST GAMES IN DENVER BRONCOS HISTORY

(Note -- Many play-by-plays from 1960 to 1969 did not include weather information. Wind chill figures are included only when noted on the play-by-play.)

Date	Game	Temp.	Wind Chill
Dec. 18, 1983	at Kansas City	0	
Dec. 10, 1972	vs. San Diego	9	-30
Dec. 20, 1981	at Chicago	14	
Jan. 1, 1978	vs. Oakland	18	
Dec. 14, 1975	vs. Philadelphia	18	
Dec. 27, 1987	vs. San Diego	20	-9
Nov. 11, 1985	vs. San Francisco	20	
Dec. 3, 1972	at Kansas City	20	
Nov. 16, 1987	vs. Chicago	22	19
Oct. 12, 1969	vs. Oakland	22	
Dec. 10, 1989	vs. NY Giants	23	0
Dec. 1, 1991	vs. New England	23	17
Nov. 3, 1991	vs. Pittsburgh	23	
Dec. 2, 1979	at Buffalo	24	
Nov. 15, 1964	vs. NY Jets	25	
Nov. 16, 1968	vs. NY Jets	26	
Nov. 18, 1962	vs. Dallas Texans	26	
Dec. 2, 1984	at Kansas City	28	
Sept. 29, 1985	vs. Miami	29	
Oct. 15, 1984	vs. Green Bay	29	
Nov. 27, 1994	vs. Cincinnati	30	-2
Jan. 11, 1987	at Cleveland	30	5
Nov. 14, 1993	vs. Minnesota	30	16

## DENVER BRONCOS • 1995 ROAD GAME HOTELS

Opponent	Date	Hotel
San Francisco 49ers	Sunday Aug. 6 11 a.m.	<b>The New Otani Hotel</b> 4-1 K101-CHO CHIYODA-KU Tokyo, Japan (03) 325-1111
Carolina Panthers	Saturday August 12 7:30 p.m.	<b>Greenville Airport Marriott</b> One Parkway East Greenville, SC 29615 (803) 297-0300
Jacksonville Jaguars	Friday August 25 7 p.m.	<b>Jacksonville Marriott</b> I-95 and J. Turner Butler Blvd. 4670 Salisbury Road Jacksonville, FL 32256 (904) 296-2222
Dallas Cowboys	Sunday September 10 3 p.m.	<b>Doubletree Hotel Park West</b> 1590 LBJ Freeway Dallas, TX 75234 (214) 869-4300
San Diego Chargers	Sunday September 24 1 p.m.	<b>The Pan Pacific Hotel</b> 400 West Broadway San Diego, CA 92101 (619) 239-4500
Seattle Seahawks	Sunday October 1 1:00 p.m.	<b>Embassy Suites Lynnwood</b> 20610 44th Avenue West Lynnwood, WA 98036 (206) 775-2500
New England Patriots	Sunday October 8 1:00 p.m.	<b>Sheraton Milford Hotel</b> 11 Beaver Street Milford, MS 01757 (508) 478-7010
Philadelphia Eagles	Sunday November 12 8 p.m.	<b>Marriott at the Philadelphia Airport</b> Arrivals Road Philadelphia, PA 19153 (215) 625-2900
Houston Oilers	Sunday November 26 3 p.m.	<b>Houston Marriott Medical Center Hotel</b> 6580 Fannin Street Houston, TX 77030 (713) 796-0080
Kansas City Chiefs	Sunday December 17 3 p.m.	<b>Hyatt Regency Crown Center</b> 2345 McGee Street Kansas City, MO 64108 (816) 421-1234
Los Angeles Raiders	Sunday December 24 1 p.m.	<b>Hotel Inter Continental</b> 251 Olive Street Los Angeles, CA 90012 (213) 617-3300

## TRAINING CAMP SITES

1960-61	Colorado School of Mines	Golden, Colo.
1962-64	Colorado State University	Fort Collins, Colo.
1965-66	Colorado School of Mines	Golden, Colo.
1967-71	Broncos headquarters	Adams County, Colo.
1972-75	California Poly Pomona	Pomona, California
1976-81	Colorado State University	Fort Collins, Colo.
1982-95	University of Northern Colorado	Greeley, Colo.

## RECORD ON ARTIFICIAL TURF

Opponent	Record	Postseason
Buffalo	3-6	0-1
Chicago	1-3	
Cincinnati	1-3	
Dallas	0-1	0-1
Detroit	1-2	
Houston	3-5	0-1
Indianapolis	3-1	
Kansas City	10-21	
Miami	0-1	
Minnesota	1-2	
New England	1-2	
New Orleans	0-1	
New York Giants	1-1	
New York Jets	1-2	
Philadelphia	1-3	
Pittsburgh	5-3	0-1
San Francisco		0-1
St. Louis	0-0-1	
Seattle	8-10	0-1
<b>Total</b>	<b>40-67-1</b>	<b>0-6</b>
<b>Division record</b>	<b>18-31</b>	
<b>Non-division record</b>	<b>22-36-1</b>	

## NFL FINAL 1994 REGULAR SEASON STANDINGS

## American Football Conference

Eastern Division						
	W	L	T	Pct.	Pts.	OP
Miami	10	6	0	.625	389	327
New England	10	6	0	.625	351	312
Indianapolis	8	8	0	.500	307	320
Buffalo	7	9	0	.438	340	356
N.Y. Jets	6	10	0	.375	264	320

Central Division						
	W	L	T	Pct.	Pts.	OP
Pittsburgh	12	4	0	.750	316	234
Cleveland*	11	5	0	.688	340	204
Cincinnati	3	13	0	.188	276	406
Houston	2	14	0	.125	226	352

Western Division						
	W	L	T	Pct.	Pts.	OP
San Diego	11	5	0	.688	381	306
Kansas City*	9	7	0	.563	319	298
L.A. Raiders	9	7	0	.563	303	327
Denver	7	9	0	.438	347	396
Seattle	6	10	0	.375	287	323

## National Football Conference

Eastern Division						
	W	L	T	Pct.	Pts.	OP
Dallas	12	4	0	.750	414	248
N.Y. Giants	9	7	0	.563	279	305
Arizona	8	8	0	.500	235	267
Philadelphia	7	9	0	.438	308	308
Washington	3	13	0	.188	320	412

Central Division						
	W	L	T	Pct.	Pts.	OP
Minnesota	10	6	0	.625	356	314
Green Bay*	9	7	0	.563	382	287
Detroit*	9	7	0	.563	357	342
Chicago*	9	7	0	.563	271	307
Tampa Bay	6	10	0	.375	251	351

Western Division						
	W	L	T	Pct.	Pts.	OP
San Francisco	13	3	0	.813	505	296
New Orleans	7	9	0	.438	348	407
Atlanta	7	9	0	.438	317	385
L.A. Rams	4	12	0	.250	286	365

## \*Wild Card qualifier for playoffs

Miami finished ahead of New England based on head-to-head sweep (2-0). Kansas City finished ahead of L.A. Raiders based on head-to-head sweep (2-0). Green Bay was first Wild Card based on best head-to-head record (3-1) vs. Detroit (2-2) and Chicago (1-3) and better conference record (8-4) than N.Y. Giants (6-6). Detroit was second Wild Card based on better division record (4-4) than Chicago (3-5) and head-to-head sweep of N.Y. Giants (1-0). Chicago was third Wild Card based on better record vs. common opponents (4-4) than N.Y. Giants (3-5). New Orleans finished ahead of Atlanta based on a head-to-head sweep (2-0).

## 1994 Postseason

AFC Wild Card Playoff Games	NFC Wild Card Playoff Games
MIAMI 27, Kansas City 17	GREEN BAY 16, Detroit 12
CLEVELAND 20, New England 13	Chicago 35, MINNESOTA 18

AFC Divisional Playoff Games	NFC Divisional Playoff Games
PITTSBURGH 29, Cleveland 9	SAN FRANCISCO 44, Chicago 15
SAN DIEGO 22, Miami 21	DALLAS 35, Green Bay 9

AFC Championship Game	NFC Championship Game
San Diego 17, PITTSBURGH 13	SAN FRANCISCO 38, Dallas 28

**Super Bowl XXIX at Joe Robbie Stadium, Miami, Fla.**  
San Francisco (NFC) 49, San Diego (AFC) 26

**AFC-NFC Pro Bowl at Aloha Stadium, Honolulu, Hawaii**  
AFC 41, NFC 13



## NATIONAL FOOTBALL LEAGUE

410 Park Ave., New York, N.Y. 10022

Commissioner ..... Paul Tagliabue  
 President ..... Neil Austrian

## LEAGUE OFFICE

Executive Vice President and League Counsel ..... Jay Moyer  
 Sr. Vice President - Communications and Government Affairs ..... Joe Browne  
 Sr. Vice President - Broadcasting & Network Television ..... Val Pinchbeck, Jr.  
 Sr. Vice President - League and Football Development ..... Roger Goodell  
 Chief Financial Officer ..... Tom Spock  
 Vice President - Internal Audit ..... Tom Sullivan  
 Treasurer ..... Joe Siclare  
 Executive Director of Special Events ..... Jim Steeg

## COMMUNICATIONS

Director of Communications ..... Greg Aiello  
 Director of International Public Relations ..... Pete Abitante  
 Director of Information, AFC ..... Leslie Hammond  
 Director of Information, NFC ..... Reggie Roberts  
 Director of Corporate Communications ..... Chris Widmaier

## BROADCASTING

Director of Broadcasting Services ..... Dick Maxwell  
 Director of Broadcasting Research ..... Joe Ferreira  
 Assistant Director of Broadcasting/Productions ..... Nancy Behar

## OPERATIONS

Director of Club Relations/Stadium Management ..... Joe Ellis  
 League Secretary ..... Jan Van Duser  
 Director of Football Development ..... Gene Washington  
 Assistant Director of Game Operations ..... Tim Davey  
 Director of Administration ..... John Buzzeo  
 Assistant Director of Football Development ..... Greg Bell

## OFFICIATING

Director of Officiating ..... Jerry Seeman  
 Supervisor of Officiating ..... Jack Reader  
 Supervisor of Officials ..... Leo Miles  
 Supervisor of Officials ..... Ron DeSouza

## SECURITY

Director of Security ..... Warren Welsh  
 Assistant Director of Security ..... Charles Jackson, Jr.

## NFL MANAGEMENT COUNCIL

Executive Vice President - Labor Relations/  
 Chairman NFLMC ..... Harold Henderson  
 Vice President - General Counsel ..... Dennis Curran  
 Vice President - Operations & Compliance ..... Peter Ruocco  
 Director of Player Personnel/Football Operations ..... Joel Bussert  
 Director of Player Programs ..... Lem Burnham  
 Director of Labor Relations ..... Lal Heneghan

## NFL PROPERTIES

President ..... Sara Levinson  
 Vice President - Worldwide Retail Licensing ..... Jim Connelly  
 Vice President - Development/Special Events ..... Don Garber  
 Vice President - Corporate Sponsorships ..... Jim Schwebel  
 Vice President - Editor (Creative Services) ..... John Wiebusch

## NFL FILMS

President ..... Steve Sabol  
 Vice President - Television Sponsorships ..... John Collins  
 Vice President - In Charge of Production ..... Jay Garber  
 Vice President - Video Operations ..... Jeff Howard  
 Vice President - Editor-In-Chief ..... Bob Ryan  
 Vice President - Special Projects ..... Phil Tuckett

## NFL ENTERPRISES

President ..... Ron Bernard  
 Vice President - Marketing & Sales ..... Tola Murphy-Baran  
 Vice President - Programming/Media Development ..... Ann Kirschner

NATIONAL FOOTBALL LEAGUE  
PUBLIC RELATIONS DIRECTORS

## AMERICAN FOOTBALL CONFERENCE

Buffalo - Denny Lynch ..... (716) 648-1800  
 Cincinnati - Jack Brennan ..... (513) 621-3550  
 Cleveland - Kevin Byrne ..... (216) 891-5000  
 Houston - Dave Pearson ..... (713) 797-9111  
 Indianapolis - Craig Kelley ..... (317) 297-2655  
 Jacksonville - Dan Edwards ..... (904) 633-6000  
 Kansas City - Bob Moore ..... (816) 924-9300  
 Los Angeles Raiders - Al LoCasale ..... (213) 322-3451  
 Miami - Harvey Greene ..... (305) 452-7000  
 New England - Don Lowery ..... (508) 543-8200  
 New York Jets - Frank Ramos ..... (516) 538-6600  
 Pittsburgh - Rob Boulware ..... (412) 323-1200  
 San Diego - Bill Johnston ..... (619) 280-2111  
 Seattle - Gary Wright ..... (206) 827-9777



## NATIONAL FOOTBALL CONFERENCE

Arizona - Paul Jensen ..... (314) 379-0101  
 Atlanta - Charlie Taylor ..... (404) 945-1111  
 Carolina - Charlie Dayton ..... (704) 358-1644  
 Chicago - Bryan Harlan ..... (708) 295-6600  
 Dallas - Rich Dalrymple ..... (214) 556-9900  
 Detroit - Bill Keenist ..... (313) 335-4131  
 Green Bay - Lee Remmel ..... (414) 496-5700  
 Minnesota - Dave Pelletier ..... (612) 828-6500  
 New Orleans - Rusty Kasmiersky ..... (504) 733-0255  
 New York Giants - Pat Hanlon ..... (201) 935-8111  
 Philadelphia - Ron Howard ..... (215) 463-2500  
 St. Louis Rams - Rick Smith ..... (714) 535-7267  
 San Francisco - Rodney Knox ..... (408) 562-4949  
 Tampa Bay - Chip Namias ..... (813) 870-2700  
 Washington - Rick Vaughn ..... (703) 478-8900

## MEDIA INFORMATION

The Broncos' media guide was prepared to assist in coverage of Denver's 1995 NFL season. Regarding game credentials, contact:

### JIM SACCOMANO

Director of Media Relations  
Denver Broncos, 13655 Broncos Parkway,  
Englewood, CO 80112

Telephones: Office — (303) 649-9000

Office Private — (303) 649-9338

Home: Jim Saccomano — (303) 288-1182

When making requests for working press credentials, please allow time for mailing. Press credentials are normally issued approximately seven days before the game. Should transmission facilities be required, please arrange for same through local representatives.

As a general rule, the Denver Broncos do not issue any types of press credentials to weekly newspapers or magazines, unless they are of national circulation on specific assignment.

It is understood that all credentials will be used for the purpose for which they were issued, without exception. Violation of this policy will subject the bearer to ejection from Mile High Stadium.

**WORKING PRESS:** Admittance to the Broncos' press box is restricted to the WORKING PRESS ONLY. Credentials are marked with individual identification. Passes are non-transferable.

**PHOTOGRAPHERS:** Photographers are asked to take special note of the following conditions for use of press credentials, as set by the National Football League:

"This credential is non-transferable and is issued for the sole purpose of performing a working function relative to this date's game at Mile High Stadium. At no time is the bearer of this credential allowed to request autographs. ANY VIOLATION OF TERMS OF CREDENTIAL USE SUBJECTS BEARER TO POSSIBLE EJECTION FROM MILE HIGH STADIUM.

This working credential is issued to an organization for the sole purpose of providing stadium access to an accredited individual who has a legitimate working function (media or game service) in connection with this game. Any unauthorized use of this credential subjects the bearer to ejection from the stadium and prosecution for criminal trespass. The NFL assumes no responsibility for any equipment use in the stadium.

The use of any photograph, film, tape or drawing of the game, player interviews or other stadium activities taken or made by the accredited organization or the individual to whom this credential has been issued is expressly prohibited except for regularly scheduled news coverage of the game by the organizations to which this credential is issued. Additionally, television stations are prohibited from making available game film or tape to any other organization without advance written permission from the NFL or the appropriate member club. Such film or tape may be aired **only by the specific station or entity to whom this credential is issued.**

Television stations filming or taping NFL games recognize that any films or tape may only be used in connection with a regularly scheduled television newscast **within a seven-day period** following the game and the film clip or taped portion of each such showing will not exceed **two (2) minutes** in length.

Additionally, television stations agree not to use more than **six (6) minutes** of filmed or taped "same-day" highlights from NFL games on any regularly scheduled news programs (i.e. no more than six minutes of highlights on Sunday night). This is the only exception to the two-minute limitation.

Television stations wishing to use NFL film or tape in any other manner must obtain written permission for such usage from the National Football League.

The bearer of this credential and his or her employer assume all risk incident to the performance by the bearer of his or her services; assume all risk incident to attending NFL games; and agree to indemnify and hold harmless the NFL, its member teams, and their agents and employees from and against all liability, loss, damage or expense resulting from or arising out of his or her presence in the stadium.

Acceptance of the credential constitutes agreement by the bearer and his organization to abide by the foregoing conditions. Thank you for your cooperation.

## NATIONAL FOOTBALL LEAGUE

Filmed or taped highlights of Denver Broncos football games obtained on game day pursuant to this credential may not be used for any purpose other than regularly scheduled news programs as set forth above. Filmed or taped highlights for use in programming other than regularly scheduled news programs may be obtained only subsequent to game day directly from NFL Films, Inc. pursuant to license.

This credential is subject to such additional credential use conditions as to which the Denver Broncos from time to time may give notice. Any violation of terms of credential use or such additional conditions may result in the withholding or revocation of this credential and any credential for any subsequent Denver Broncos football games."

Sideline photo passes will be tightly controlled by the Public Relations Department and are generally limited to photographers shooting for a daily newspaper, wire service, or magazine of national circulation on specific assignment, or television station.

**RADIO-TELEVISION:** In making requests for broadcast credentials, please specify requirements for spotters and/or statisticians.

**STADIUM ACCESS:** To get to Mile High Stadium, which is located at 19th Avenue and Eliot Street, take Interstate 25 to the Mile High Stadium Exit (19th Avenue Exit). The Press Box is located on the West side of the stadium.

**DRIVING INSTRUCTIONS TO MILE HIGH STADIUM FROM DENVER INTERNATIONAL AIRPORT:** Exit airport on Pena Boulevard and continue to Interstate 70. Take Interstate 70 West to Interstate 25 South. Continue on Interstate 25 South until you come to Mile High Stadium Exit (19th Avenue Exit).

**DRIVING INSTRUCTIONS TO DENVER INTERNATIONAL AIRPORT FROM MILE HIGH STADIUM:** Take one of two routes depending on your parking lot location. You can take 20th Avenue East to Clay Street, turning left at Clay and proceeding to 23rd Avenue. Take a right at 23rd Avenue and continue to Interstate 25 entrances. Another route (Northbound) would be to take 17th Avenue East, which will continue beneath an overpass and will take you directly to Interstate 25 north. Take I-25 North to I-70 East. Follow the signs to DIA. Please allow 45 minutes from Mile High Stadium to DIA.

**TRANSMISSION FACILITIES:** The Broncos provide five complimentary telephones in the visitors area of the working pressbox for use with VDT or telecopier equipment. Only collect, credit card or third party billing calls can be made from these telephones. Should you wish a private telephone installed at your seat, the Broncos will be pleased to assign you a seat location and provide you with a contact for you to make the appropriate arrangements with the local telephone company.

**POST-GAME TRANSPORTATION:** Please advise Broncos PR personnel as soon as possible should you require transportation following the game. The amount of time you must wait will obviously decline as time goes by following the conclusion of the game. All taxis will make pick-ups curb side at the Ticket Office, which is located at 19th Avenue and Eliot Street. Should you wish to make your own arrangements, the numbers of local cab companies are 777-7777 and 333-3333.

## DENVER BRONCOS HIGHLIGHT VIDEO

NY Life is the sponsor of the Denver Broncos highlight video which is available at no cost to groups of all sizes through the Broncos public relations department. The 1994 highlight video, titled **A New Beginning**, can be obtained by calling the public relations department of the Broncos at (303) 649-9000. The team address is 13655 Broncos Parkway, Englewood, CO 80112. Please give as much advance notice as possible in requesting the 1994 video, or other films available through the Bronco library.

## 1995 NFL SCHEDULE

(All Times Local)

## SUNDAY, SEPTEMBER 3 (FIRST WEEKEND)

1. ARIZONA AT WASHINGTON	4:00
2. CAROLINA AT ATLANTA	1:00
3. CINCINNATI AT INDIANAPOLIS	12:00
4. CLEVELAND AT NEW ENGLAND	1:00
5. DETROIT AT PITTSBURGH	1:00
6. HOUSTON AT JACKSONVILLE	1:00
7. KANSAS CITY AT SEATTLE	1:00
8. MINNESOTA AT CHICAGO	3:00
9. NEW YORK JETS AT MIAMI	4:00
10. SAN DIEGO AT LOS ANGELES	1:00
11. SAN FRANCISCO AT NEW ORLEANS	12:00
12. ST. LOUIS AT GREEN BAY	12:00
13. TAMPA BAY AT PHILADELPHIA	1:00

FOX-TV  
NATIONAL  
WEEKEND

## SUNDAY NIGHT, SEPTEMBER 3

14. BUFFALO AT DENVER	6:00
-----------------------	------

## MONDAY, SEPTEMBER 4

15. DALLAS AT NEW YORK GIANTS	9:00
-------------------------------	------

## SUNDAY, SEPTEMBER 10 (SECOND WEEKEND)

16. ATLANTA AT SAN FRANCISCO	1:00
17. CAROLINA AT BUFFALO	1:00
18. DENVER AT DALLAS	3:00
19. DETROIT AT MINNESOTA	12:00
20. INDIANAPOLIS AT NEW YORK JETS	4:00
21. JACKSONVILLE AT CINCINNATI	4:00
22. LOS ANGELES AT WASHINGTON	1:00
23. MIAMI AT NEW ENGLAND	1:00
24. NEW ORLEANS AT ST. LOUIS	12:00
25. NEW YORK GIANTS AT KANSAS CITY	12:00
26. PITTSBURGH AT HOUSTON	12:00
27. SEATTLE AT SAN DIEGO	1:00
28. TAMPA BAY AT CLEVELAND	1:00

NBC-TV  
NATIONAL  
WEEKEND

## SUNDAY NIGHT, SEPTEMBER 10

29. PHILADELPHIA AT ARIZONA	5:00
-----------------------------	------

## MONDAY, SEPTEMBER 11

30. GREEN BAY AT CHICAGO	8:00
--------------------------	------

## SUNDAY, SEPTEMBER 17 (THIRD WEEKEND)

31. ARIZONA AT DETROIT	1:00
32. ATLANTA AT NEW ORLEANS	12:00
33. CHICAGO AT TAMPA BAY	4:00
34. CINCINNATI AT SEATTLE	1:00
35. CLEVELAND AT HOUSTON	12:00
36. INDIANAPOLIS AT BUFFALO	1:00
37. JACKSONVILLE AT NEW YORK JETS	4:00
38. LOS ANGELES AT KANSAS CITY	12:00
39. NEW ENGLAND AT SAN FRANCISCO	1:00
40. NEW YORK GIANTS AT GREEN BAY	12:00
41. SAN DIEGO AT PHILADELPHIA	1:00
42. ST. LOUIS AT CAROLINA	1:00
43. WASHINGTON AT DENVER	2:00

NBC-TV  
NATIONAL  
WEEKEND

## SUNDAY NIGHT, SEPTEMBER 17

44. DALLAS AT MINNESOTA	7:00
-------------------------	------

## MONDAY, SEPTEMBER 18

45. MIAMI AT PITTSBURGH	9:00
-------------------------	------

## SUNDAY, SEPTEMBER 24 (FOURTH WEEKEND)

(OPEN DATES: BUFFALO, CAROLINA, INDIANAPOLIS, MIAMI, NEW ENGLAND, SEATTLE)

46. ARIZONA AT DALLAS	3:00
47. CHICAGO AT ST. LOUIS	12:00
48. DENVER AT SAN DIEGO	1:00
49. HOUSTON AT CINCINNATI	4:00

FOX-TV  
NATIONAL  
WEEKEND

50. KANSAS CITY AT CLEVELAND	4:00
51. MINNESOTA AT PITTSBURGH	1:00
52. NEW ORLEANS AT NEW YORK GIANTS	1:00
53. NEW YORK JETS AT ATLANTA	4:00
54. PHILADELPHIA AT LOS ANGELES	1:00
55. WASHINGTON AT TAMPA BAY	1:00

## SUNDAY NIGHT, SEPTEMBER 24

56. GREEN BAY AT JACKSONVILLE	8:00
-------------------------------	------

## MONDAY, SEPTEMBER 25

57. SAN FRANCISCO AT DETROIT	9:00
------------------------------	------

## SUNDAY, OCTOBER 1 (FIFTH WEEKEND)

(OPEN DATES: CHICAGO, DETROIT, GREEN BAY, MINNESOTA)

58. DALLAS AT WASHINGTON	1:00
59. DENVER AT SEATTLE	1:00
60. JACKSONVILLE AT HOUSTON	3:00
61. KANSAS CITY AT ARIZONA	1:00
62. MIAMI AT CINCINNATI	1:00
63. NEW ENGLAND AT ATLANTA	1:00
64. NEW YORK GIANTS AT SAN FRANCISCO	1:00
65. PHILADELPHIA AT NEW ORLEANS	12:00
66. SAN DIEGO AT PITTSBURGH	4:00
67. ST. LOUIS AT INDIANAPOLIS	12:00
68. TAMPA BAY AT CAROLINA	1:00

NBC-TV  
NATIONAL  
WEEKEND

## SUNDAY NIGHT, OCTOBER 1

69. LOS ANGELES AT NEW YORK JETS	8:00
----------------------------------	------

## MONDAY, OCTOBER 2

70. BUFFALO AT CLEVELAND	9:00
--------------------------	------

## SUNDAY, OCTOBER 8 (SIXTH WEEKEND)

(OPEN DATES: ATLANTA, NEW ORLEANS, ST. LOUIS, SAN FRANCISCO)

71. ARIZONA AT NEW YORK GIANTS	4:00
72. CAROLINA AT CHICAGO	12:00
73. CINCINNATI AT TAMPA BAY	1:00
74. CLEVELAND AT DETROIT	4:00
75. GREEN BAY AT DALLAS	12:00
76. HOUSTON AT MINNESOTA	12:00
77. INDIANAPOLIS AT MIAMI	4:00
78. NEW YORK JETS AT BUFFALO	1:00
79. PITTSBURGH AT JACKSONVILLE	1:00
80. SEATTLE AT LOS ANGELES	1:00
81. WASHINGTON AT PHILADELPHIA	1:00

NBC-TV  
NATIONAL  
WEEKEND

## SUNDAY NIGHT, OCTOBER 8

82. DENVER AT NEW ENGLAND	8:00
---------------------------	------

## MONDAY, OCTOBER 9

83. SAN DIEGO AT KANSAS CITY	8:00
------------------------------	------

## THURSDAY, OCTOBER 12 (SEVENTH WEEKEND)

(OPEN DATES: CINCINNATI, CLEVELAND, HOUSTON, PITTSBURGH)

84. ATLANTA AT ST. LOUIS	7:00
--------------------------	------

## SUNDAY, OCTOBER 15

85. CHICAGO AT JACKSONVILLE	1:00
86. DALLAS AT SAN DIEGO	1:00
87. DETROIT AT GREEN BAY	12:00
88. MIAMI AT NEW ORLEANS	3:00
89. MINNESOTA AT TAMPA BAY	1:00
90. NEW ENGLAND AT KANSAS CITY	12:00
91. NEW YORK JETS AT CAROLINA	4:00
92. PHILADELPHIA AT NEW YORK GIANTS	1:00
93. SAN FRANCISCO AT INDIANAPOLIS	12:00
94. SEATTLE AT BUFFALO	1:00
95. WASHINGTON AT ARIZONA	1:00

FOX-TV  
NATIONAL  
WEEKEND

## MONDAY, OCTOBER 16

96. LOS ANGELES AT DENVER	7:00
---------------------------	------

## THURSDAY, OCTOBER 19 (EIGHTH WEEKEND)

(OPEN DATES: ARIZONA, DALLAS, NEW YORK GIANTS, PHILADELPHIA)	
97. CINCINNATI AT PITTSBURGH	8:00



## SUNDAY, OCTOBER 22

98. ATLANTA AT TAMPA BAY	1:00	
99. DETROIT AT WASHINGTON	1:00	
100. HOUSTON AT CHICAGO	12:00	
101. INDIANAPOLIS AT LOS ANGELES	1:00	
102. JACKSONVILLE AT CLEVELAND	1:00	
103. KANSAS CITY AT DENVER	2:00	NBC-TV
104. MIAMI AT NEW YORK JETS	1:00	NATIONAL
105. MINNESOTA AT GREEN BAY	12:00	WEEKEND
106. NEW ORLEANS AT CAROLINA	1:00	
107. SAN DIEGO AT SEATTLE	1:00	
108. SAN FRANCISCO AT ST. LOUIS	3:00	

## MONDAY, OCTOBER 23

109. BUFFALO AT NEW ENGLAND	9:00	
-----------------------------	------	--

## SUNDAY, OCTOBER 29 (NINTH WEEKEND)

(OPEN DATES: DENVER, KANSAS CITY, LOS ANGELES, SAN DIEGO)

110. BUFFALO AT MIAMI	4:00	
111. CAROLINA AT NEW ENGLAND	1:00	
112. CLEVELAND AT CINCINNATI	1:00	
113. DALLAS AT ATLANTA	1:00	
114. GREEN BAY AT DETROIT	1:00	FOX-TV
115. JACKSONVILLE AT PITTSBURGH	1:00	NATIONAL
116. NEW ORLEANS AT SAN FRANCISCO	1:00	WEEKEND
117. NEW YORK JETS AT INDIANAPOLIS	1:00	
118. SEATTLE AT ARIZONA	2:00	
119. ST. LOUIS AT PHILADELPHIA	1:00	
120. TAMPA BAY AT HOUSTON	3:00	

## SUNDAY NIGHT, OCTOBER 29

121. NEW YORK GIANTS AT WASHINGTON	8:00	
------------------------------------	------	--

## MONDAY NIGHT, OCTOBER 30

122. CHICAGO AT MINNESOTA	8:00	
---------------------------	------	--

## SUNDAY, NOVEMBER 5 (TENTH WEEKEND)

(OPEN DATES: JACKSONVILLE, TAMPA BAY)

123. ARIZONA AT DENVER	2:00	
124. BUFFALO AT INDIANAPOLIS	1:00	
125. CAROLINA AT SAN FRANCISCO	1:00	
126. DETROIT AT ATLANTA	1:00	
127. GREEN BAY AT MINNESOTA	12:00	NBC-TV
128. HOUSTON AT CLEVELAND	1:00	NATIONAL
129. LOS ANGELES AT CINCINNATI	4:00	WEEKEND
130. NEW ENGLAND AT NEW YORK JETS	1:00	
131. NEW YORK GIANTS AT SEATTLE	1:00	
132. PITTSBURGH AT CHICAGO	3:00	
133. ST. LOUIS AT NEW ORLEANS	12:00	
134. WASHINGTON AT KANSAS CITY	12:00	

## SUNDAY NIGHT, NOVEMBER 5

135. MIAMI AT SAN DIEGO	5:00	
-------------------------	------	--

## MONDAY, NOVEMBER 6

136. PHILADELPHIA AT DALLAS	8:00	
-----------------------------	------	--

## SUNDAY, NOVEMBER 12 (ELEVENTH WEEKEND)

(OPEN DATES: NEW YORK JETS, WASHINGTON)

137. ATLANTA AT BUFFALO	1:00	
138. CAROLINA AT ST. LOUIS	12:00	
139. CHICAGO AT GREEN BAY	12:00	
140. CINCINNATI AT HOUSTON	12:00	
141. INDIANAPOLIS AT NEW ORLEANS	12:00	FOX-TV
142. KANSAS CITY AT SAN DIEGO	1:00	NATIONAL
143. LOS ANGELES AT NEW YORK GIANTS	1:00	WEEKEND
144. MINNESOTA AT ARIZONA	2:00	
145. NEW ENGLAND AT MIAMI	1:00	
146. SAN FRANCISCO AT DALLAS	3:00	
147. SEATTLE AT JACKSONVILLE	1:00	
148. TAMPA BAY AT DETROIT	1:00	

## SUNDAY NIGHT, NOVEMBER 12

149. DENVER AT PHILADELPHIA	8:00	
-----------------------------	------	--

## MONDAY, NOVEMBER 13

150. CLEVELAND AT PITTSBURGH	9:00	
------------------------------	------	--

## SUNDAY, NOVEMBER 19 (TWELFTH WEEKEND)

151. ARIZONA AT CAROLINA	1:00	
152. BUFFALO AT NEW YORK JETS	4:00	
153. DALLAS AT LOS ANGELES	1:00	
154. DETROIT AT CHICAGO	12:00	
155. GREEN BAY AT CLEVELAND	1:00	
156. INDIANAPOLIS AT NEW ENGLAND	1:00	FOX-TV
157. JACKSONVILLE AT TAMPA BAY	1:00	NATIONAL
158. NEW ORLEANS AT MINNESOTA	3:00	WEEKEND
159. NEW YORK GIANTS AT PHILADELPHIA	1:00	
160. PITTSBURGH AT CINCINNATI	1:00	
161. SAN DIEGO AT DENVER	2:00	
162. SEATTLE AT WASHINGTON	1:00	
163. ST. LOUIS AT ATLANTA	1:00	

## SUNDAY NIGHT, NOVEMBER 19

164. HOUSTON AT KANSAS CITY	7:00	
-----------------------------	------	--

## MONDAY, NOVEMBER 20

165. SAN FRANCISCO AT MIAMI	9:00	
-----------------------------	------	--

## THURSDAY, NOVEMBER 23 (THIRTEENTH WEEKEND)

166. KANSAS CITY AT DALLAS	3:00	
167. MINNESOTA AT DETROIT	12:30	

## SUNDAY, NOVEMBER 26

168. ATLANTA AT ARIZONA	2:00	
169. CHICAGO AT NEW YORK GIANTS	1:00	
170. CINCINNATI AT JACKSONVILLE	1:00	
171. DENVER AT HOUSTON	3:00	
172. MIAMI AT INDIANAPOLIS	1:00	NBC-TV
173. NEW ENGLAND AT BUFFALO	1:00	NATIONAL
174. NEW YORK JETS AT SEATTLE	1:00	WEEKEND
175. PHILADELPHIA AT WASHINGTON	1:00	
176. PITTSBURGH AT CLEVELAND	4:00	
177. ST. LOUIS AT SAN FRANCISCO	1:00	
178. TAMPA BAY AT GREEN BAY	12:00	

## SUNDAY NIGHT, NOVEMBER 26

179. CAROLINA AT NEW ORLEANS	7:00	
------------------------------	------	--

## MONDAY, NOVEMBER 27

180. LOS ANGELES AT SAN DIEGO	6:00	
-------------------------------	------	--

## THURSDAY, NOVEMBER 30 (FOURTEENTH WEEKEND)

181. NEW YORK GIANTS AT ARIZONA	6:00	
---------------------------------	------	--

## SUNDAY, DECEMBER 3

182. ATLANTA AT MIAMI	1:00	
183. CINCINNATI AT GREEN BAY	12:00	
184. CLEVELAND AT SAN DIEGO	1:00	
185. HOUSTON AT PITTSBURGH	1:00	
186. INDIANAPOLIS AT CAROLINA	1:00	
187. JACKSONVILLE AT DENVER	2:00	FOX-TV
188. KANSAS CITY AT LOS ANGELES	1:00	NATIONAL
189. NEW ORLEANS AT NEW ENGLAND	1:00	WEEKEND
190. PHILADELPHIA AT SEATTLE	1:00	
191. ST. LOUIS AT NEW YORK JETS	1:00	
192. TAMPA BAY AT MINNESOTA	12:00	
193. WASHINGTON AT DALLAS	3:00	

## SUNDAY NIGHT, DECEMBER 3

194. BUFFALO AT SAN FRANCISCO	5:00	
-------------------------------	------	--

## MONDAY, DECEMBER 4

195. CHICAGO AT DETROIT	9:00	
-------------------------	------	--

## SATURDAY, DECEMBER 9 (FIFTEENTH WEEKEND)

196. ARIZONA AT SAN DIEGO	1:00	
197. CLEVELAND AT MINNESOTA	11:30	

## 1995 NFL PRESEASON SCHEDULE

(All times local except Tokyo, which is ET)

## HALL OF FAME WEEKEND

Saturday, July 29	Hall of Fame Game at Canton, Ohio	
	Carolina vs. Jacksonville	(ABC) 2:30 p.m.
	Buffalo at Dallas	8:00 p.m.
	San Francisco at Denver	7:00 p.m.

## FIRST WEEKEND

Friday, August 4	Carolina at Chicago	7:30 p.m.
	Cincinnati at Indianapolis	7:30 p.m.
	Detroit at New England	7:00 p.m.
	Jacksonville at Miami	7:00 p.m.
	Pittsburgh at Buffalo	7:30 p.m.

Saturday, August 5 American Bowl '95 at Tokyo (Aug. 6)

Denver vs. San Francisco (ESPN) 10:00 p.m.

Arizona at Houston	7:00 p.m.
Atlanta at Philadelphia	7:30 p.m.
Los Angeles at Dallas	8:00 p.m.
New Orleans vs. Green Bay at Madison, Wisc.	12:00 p.m.
New York Jets at Tampa Bay	7:30 p.m.
St. Louis at Seattle	7:00 p.m.
Pittsburgh at Miami	8:00 p.m.
Washington at Kansas City	7:00 p.m.
New York Giants at Cleveland	(NBC) 4:00 p.m.
Minnesota at San Diego	(ABC) 5:00 p.m.

Sunday, August 6

Monday, August 7

## SECOND WEEKEND

Thursday, August 10	Jacksonville at Detroit	7:30 p.m.
Friday, August 11	Kansas City at Arizona	7:30 p.m.
	Miami at Atlanta	7:30 p.m.
	New Orleans at New York Giants	8:00 p.m.
	Tampa Bay at Cincinnati	7:30 p.m.

Saturday, August 12 American Bowl '95 at Toronto

Buffalo vs. Dallas (FOX) 8:00 p.m.

Denver at Carolina 7:30 p.m.

Houston vs. Washington at Knoxville, Tenn. 8:00 p.m.

Indianapolis at Seattle 7:00 p.m.

Minnesota at New England 8:00 p.m.

N.Y. Jets vs. Philadelphia at Jackson, Miss. 8:00 p.m.

St. Louis at Los Angeles TBA

Sunday, August 13 Green Bay at Pittsburgh (NBC) 1:00 p.m.

Monday, August 14 San Francisco at San Diego (TNT) 5:00 p.m.

Chicago at Cleveland (ABC) 8:00 p.m.

## THIRD WEEKEND

Thursday, August 17	Cincinnati at Detroit	7:30 p.m.
	New England at Philadelphia	(TNT) 8:00 p.m.
Friday, August 18	Los Angeles at Minnesota	(FOX) 7:00 p.m.
	St. Louis at Jacksonville	7:00 p.m.

Saturday, August 19 Buffalo at Kansas City (ESPN) 7:00 p.m.

Carolina at San Francisco 5:00 p.m.

Cleveland at Atlanta 7:00 p.m.

Indianapolis at Green Bay 12:00 p.m.

New York Jets at New York Giants 8:00 p.m.

Pittsburgh at Tampa Bay 7:30 p.m.

San Diego at Houston 7:30 p.m.

Washington at Miami 7:00 p.m.

Arizona at Chicago (TNT) 7:00 p.m.

Seattle at New Orleans 12:00 p.m.

Dallas at Denver (ABC) 6:00 p.m.

## FOURTH WEEKEND

Thursday, August 24	Chicago at Indianapolis	7:30 p.m.
	Philadelphia at Pittsburgh	(ESPN) 8:00 p.m.
Friday, August 25	Atlanta at Buffalo	7:30 p.m.
	Cleveland at Arizona	7:30 p.m.

Denver at Jacksonville 7:00 p.m.

Detroit at New Orleans 7:00 p.m.

Miami vs. Tampa Bay at Orlando 8:00 p.m.

## SUNDAY, DECEMBER 10

198. BUFFALO AT ST. LOUIS	12:00
199. CHICAGO AT CINCINNATI	1:00
200. DALLAS AT PHILADELPHIA	1:00
201. DETROIT AT HOUSTON	12:00
202. INDIANAPOLIS AT JACKSONVILLE	1:00
203. NEW ORLEANS AT ATLANTA	1:00
204. NEW YORK JETS AT NEW ENGLAND	1:00
205. PITTSBURGH AT LOS ANGELES	1:00
206. SAN FRANCISCO AT CAROLINA	1:00
207. SEATTLE AT DENVER	2:00
208. WASHINGTON AT NEW YORK GIANTS	4:00

## SUNDAY NIGHT, DECEMBER 10

209. GREEN BAY AT TAMPA BAY	8:00
-----------------------------	------

## MONDAY, DECEMBER 11

210. KANSAS CITY AT MIAMI	9:00
---------------------------	------

## SATURDAY, DECEMBER 16 (SIXTEENTH WEEKEND)

211. GREEN BAY AT NEW ORLEANS	3:00
212. NEW ENGLAND AT PITTSBURGH	12:30

## SUNDAY, DECEMBER 17

213. ARIZONA AT PHILADELPHIA	1:00
214. ATLANTA AT CAROLINA	1:00
215. CINCINNATI AT CLEVELAND	1:00
216. DENVER AT KANSAS CITY	3:00
217. JACKSONVILLE AT DETROIT	1:00
218. MIAMI AT BUFFALO	1:00
219. NEW YORK GIANTS AT DALLAS	3:00
220. NEW YORK JETS AT HOUSTON	12:00
221. SAN DIEGO AT INDIANAPOLIS	4:00
222. TAMPA BAY AT CHICAGO	12:00
223. WASHINGTON AT ST. LOUIS	12:00

FOX-TV  
NATIONAL  
WEEKEND

## SUNDAY NIGHT, DECEMBER 17

224. LOS ANGELES AT SEATTLE	5:00
-----------------------------	------

## MONDAY, DECEMBER 18

225. MINNESOTA AT SAN FRANCISCO	6:00
---------------------------------	------

## SATURDAY, DECEMBER 23 (SEVENTEENTH WEEKEND)

226. DETROIT AT TAMPA BAY	4:00
227. SAN DIEGO AT NEW YORK GIANTS	12:30

## SATURDAY NIGHT, DECEMBER 23

228. NEW ENGLAND AT INDIANAPOLIS	8:00
----------------------------------	------

## SUNDAY, DECEMBER 24

229. CAROLINA AT WASHINGTON	4:00
230. CLEVELAND AT JACKSONVILLE	1:00
231. DENVER AT LOS ANGELES	1:00
232. HOUSTON AT BUFFALO	1:00
233. MIAMI AT ST. LOUIS	3:00
234. MINNESOTA AT CINCINNATI	1:00
235. NEW ORLEANS AT NEW YORK JETS	1:00
236. PHILADELPHIA AT CHICAGO	12:00
237. PITTSBURGH AT GREEN BAY	12:00
238. SAN FRANCISCO AT ATLANTA	1:00
239. SEATTLE AT KANSAS CITY	12:00

NBC-TV  
NATIONAL  
WEEKEND

## MONDAY, DECEMBER 25

240. DALLAS AT ARIZONA	7:00
------------------------	------

## POSTSEASON

Saturday, Dec. 30	AFC and NFC Wild Card Playoffs (ABC)
Sunday, Dec. 31	AFC and NFC Wild Card Playoffs (NBC and FOX)
Saturday, Jan. 6	AFC and NFC Divisional Playoffs (NBC and FOX)
Sunday, Jan. 7	AFC and NFC Divisional Playoffs (NBC and FOX)
Sunday, Jan. 14	AFC and NFC Championship Games (NBC and FOX)
Sunday, Jan. 28	Super Bowl XXX at Sun Devil Stadium, Tempe, Ariz. (NBC)
Sunday, Feb. 4	AFC-NFC Pro Bowl at Honolulu, HI (ABC)

Saturday, August 26	New England at Los Angeles	6:00 p.m.
	New York Jets at Cincinnati	7:30 p.m.
	St. Louis at San Diego	7:30 p.m.
	Washington at Green Bay	6:00 p.m.
	Dallas vs. Houston at San Antonio, Texas	7:00 p.m.
	Kansas City at Minnesota (NBC)	12:30 p.m.
	New York Giants at Carolina	4:00 p.m.
	Seattle at San Francisco (FOX)	5:00 p.m.

## 1995 NFC-AFC INTERCONFERENCE GAMES

(Sunday unless noted; all times local)

Sept. 3	Detroit at Pittsburgh	1 p.m.
Sept. 10	Carolina at Buffalo	1 p.m.
	<b>Denver at Dallas</b>	<b>3 p.m.</b>
	Los Angeles at Washington	1 p.m.
	New York Giants at Kansas City	12 p.m.
	Tampa Bay at Cleveland	1 p.m.
Sept. 17	New England at San Francisco	1 p.m.
	San Diego at Philadelphia	1 p.m.
	<b>Washington at Denver</b>	<b>2 p.m.</b>
Sept. 24	Minnesota at Pittsburgh	1 p.m.
	New York Jets at Atlanta	4 p.m.
	Philadelphia at Los Angeles	1 p.m.
	Green Bay at Jacksonville	8 p.m.
Oct. 1	Kansas City at Arizona	1 p.m.
	New England at Atlanta	1 p.m.
	St. Louis at Indianapolis	12 p.m.
Oct. 8	Cincinnati at Tampa Bay	1 p.m.
	Cleveland at Detroit	4 p.m.
Oct. 15	Houston at Minnesota	12 p.m.
	Chicago at Jacksonville	1 p.m.
	Dallas at San Diego	1 p.m.
	Miami at New Orleans	3 p.m.
	New York Jets at Carolina	4 p.m.
	San Francisco at Indianapolis	12 p.m.
Oct. 22	Houston at Chicago	12 p.m.
Oct. 29	Carolina at New England	1 p.m.
	Seattle at Arizona	2 p.m.
	Tampa Bay at Houston	3 p.m.
Nov. 5	<b>Arizona at Denver</b>	<b>2 p.m.</b>
	New York Giants at Seattle	1 p.m.
	Pittsburgh at Chicago	3 p.m.
	Washington at Kansas City	12 p.m.
Nov. 12	Atlanta at Buffalo	1 p.m.
	Indianapolis at New Orleans	12 p.m.
	Los Angeles at New York Giants	1 p.m.
	<b>Denver at Philadelphia</b>	<b>8 p.m.</b>
Nov. 19	Dallas at Los Angeles	1 p.m.
	Green Bay at Cleveland	1 p.m.
	Jacksonville at Tampa Bay	1 p.m.
	Seattle at Washington	1 p.m.
Nov. 20 (Mon.)	San Francisco at Miami	9 p.m.
Nov. 23 (Thurs.)	Kansas City at Dallas	3 p.m.
Dec. 3	Atlanta at Miami	1 p.m.
	Cincinnati at Green Bay	12 p.m.
	New Orleans at New England	1 p.m.
	Philadelphia at Seattle	1 p.m.
	St. Louis at New York Jets	1 p.m.
	Buffalo at San Francisco	5 p.m.
Dec. 9 (Sat.)	Arizona at San Diego	1 p.m.
	Cleveland at Minnesota	11:30 p.m.
Dec. 10	Buffalo at St. Louis	12 p.m.
	Chicago at Cincinnati	1 p.m.
	Detroit at Houston	12 p.m.
Dec. 17	Jacksonville at Detroit	1 p.m.
Dec. 23 (Sat.)	San Diego at New York Giants	12:30 p.m.
Dec. 24	Miami at St. Louis	3 p.m.
	Minnesota at Cincinnati	1 p.m.
	New Orleans at New York Jets	1 p.m.
	Pittsburgh at Green Bay	12 p.m.

## 1995 NATIONAL TELEVISION GAMES

### REGULAR SEASON

Sunday, Sep. 3	Minnesota at Chicago (day, FOX)
	<b>Buffalo at Denver (night, TNT)</b>
Monday, Sep. 4	Dallas at New York Giants (night, ABC)
Sunday, Sep. 10	<b>Denver at Dallas (day, NBC)</b>
	Philadelphia at Arizona (night, TNT)
Monday, Sep. 11	Green Bay at Chicago (night, ABC)
Sunday, Sep. 17	New England at San Francisco (day, NBC)
	Dallas at Minnesota (night, TNT)
	Pittsburgh at Miami (night, ABC)
Monday, Sep. 18	Arizona at Dallas (day, FOX)
Sunday, Sep. 24	Green Bay at Jacksonville (night, TNT)
	San Francisco at Detroit (night, ABC)
Monday, Sep. 25	San Diego at Pittsburgh (day, NBC)
Sunday, Oct. 1	Los Angeles at New York Jets (night, TNT)
Monday, Oct. 2	Buffalo at Cleveland (night, ABC)
Sunday, Oct. 8	Indianapolis at Miami (day, NBC)
	<b>Denver at New England (night, TNT)</b>
Monday, Oct. 9	San Diego at Kansas City (night, ABC)
Thursday, Oct. 12	Atlanta at St. Louis (night, TNT)
Sunday, Oct. 15	Dallas at San Diego (day, FOX)
Monday, Oct. 16	<b>Los Angeles at Denver (night, ABC)</b>
Thursday, Oct. 19	Cincinnati at Pittsburgh (night, TNT)
Sunday, Oct. 22	Kansas City at Denver (day, NBC)
Monday, Oct. 23	Buffalo at New England (night, ABC)
Sunday, Oct. 29	New Orleans at San Francisco (day, FOX)
	New York Giants at Washington (night, TNT)
Monday, Oct. 30	Chicago at Minnesota (night, ABC)
Sunday, Nov. 5	Pittsburgh at Chicago (day, NBC)
	Miami at San Diego (night, ESPN)
Monday, Nov. 6	Philadelphia at Dallas (night, ABC)
Sunday, Nov. 12	San Francisco at Dallas (day, FOX)
	<b>Denver at Philadelphia (night, ESPN)</b>
Monday, Nov. 13	Cleveland at Pittsburgh (night, ABC)
Sunday, Nov. 19	Dallas at Los Angeles (day, FOX)
	Houston at Kansas City (night, ESPN)
Monday, Nov. 20	San Francisco at Miami (night, ABC)
Thursday, Nov. 23	Minnesota at Detroit (day, FOX)
	Kansas City at Dallas (day, NBC)
Sunday, Nov. 26	Pittsburgh at Cleveland (day, NBC)
	Carolina at New Orleans (night, ESPN)
Monday, Nov. 27	Los Angeles at San Diego (night, ABC)
Thursday, Nov. 30	New York Giants at Arizona (night, ESPN)
Sunday, Dec. 3	Washington at Dallas (day, FOX)
	Buffalo at San Francisco (night, ESPN)
Monday, Dec. 4	Chicago at Detroit (night, ABC)
Saturday, Dec. 9	Cleveland at Minnesota (day, NBC)
	Arizona at San Diego (day, FOX)
Sunday, Dec. 10	Pittsburgh at Los Angeles (day, NBC)
	Green Bay at Tampa Bay (night, ESPN)
Monday, Dec. 11	Kansas City at Miami (night, ABC)
Saturday, Dec. 16	New England at Pittsburgh (day, NBC)
	Green Bay at New Orleans (day, FOX)
Sunday, Dec. 17	New York Giants at Dallas (day, FOX)
	Los Angeles Raiders at Seattle (night, ESPN)
Monday, Dec. 18	Minnesota at San Francisco (night, ABC)
Saturday, Dec. 23	San Diego at New York Giants (day, NBC)
	Detroit at Tampa Bay (day, FOX)
	New England at Indianapolis (night, ESPN)
Sunday, Dec. 24	<b>Denver at Los Angeles (day, NBC)</b>
Monday, Dec. 25	Dallas at Arizona (night, ABC)
<b>POSTSEASON</b>	
Saturday, Dec. 30	AFC and NFC Wild Card Playoffs (ABC)
Sunday, Dec. 31	AFC and NFC Wild Card Playoffs (NBC and FOX)
Saturday, Jan. 6	AFC and NFC Divisional Playoffs (NBC and FOX)
Sunday, Jan. 7	AFC and NFC Divisional Playoffs (NBC and FOX)
Sunday, Jan. 14	AFC and NFC Championship Games (NBC and FOX)
Sunday, Jan. 28	Super Bowl XXX at Sun Devil Stadium, Tempe, Ariz. (NBC)
Sunday, Feb. 4	AFC-NFC Pro Bowl at Honolulu, HI (ABC)



# **SUNDAY, MONDAY AND THURSDAY NIGHT TELEVISION GAMES AT A GLANCE**

(All times local; Sunday/Thursday on TNT and ESPN, Monday on ABC;  
also on CBS radio)

Sunday, September 3	<b>Buffalo at Denver (TNT)</b>	6:00
Monday, September 4	Dallas at New York Giants (ABC)	9:00
Sunday, September 10	Philadelphia at Arizona (TNT)	5:00
Monday, September 11	Green Bay at Chicago (ABC)	8:00
Sunday, September 17	Dallas at Minnesota (TNT)	7:00
Monday, September 18	Pittsburgh at Miami (ABC)	9:00
Sunday, September 24	Green Bay at Jacksonville (TNT)	8:00
Monday, September 25	San Francisco at Detroit (ABC)	9:00
Sunday, October 1	Los Angeles at New York Jets (TNT)	8:00
Monday, October 2	Buffalo at Cleveland (ABC)	9:00
Sunday, October 8	<b>Denver at New England (TNT)</b>	8:00
Monday, October 9	San Diego at Kansas City (ABC)	8:00
Thursday, October 12	Atlanta at St. Louis (TNT)	7:00
Monday, October 16	<b>Los Angeles at Denver (ABC)</b>	7:00
Thursday, October 19	Cincinnati at Pittsburgh (TNT)	8:00
Monday, October 23	Buffalo at New England (ABC)	9:00
Sunday, October 29	New York Giants at Washington (TNT)	8:00
Monday, October 30	Chicago at Minnesota (ABC)	8:00
Sunday, November 5	Miami at San Diego (ESPN)	5:00
Monday, November 6	Philadelphia at Dallas (ABC)	8:00
Sunday, November 12	<b>Denver at Philadelphia (ESPN)</b>	8:00
Monday, November 13	Cleveland at Pittsburgh (ABC)	9:00
Sunday, November 19	Houston at Kansas City (ESPN)	7:00
Monday, November 20	San Francisco at Miami (ABC)	9:00
Sunday, November 26	Carolina at New Orleans (ESPN)	7:00
Monday, November 27	Los Angeles at San Diego (ABC)	6:00
Thursday, November 30	New York Giants at Arizona (ESPN)	6:00
Sunday, December 3	Buffalo at San Francisco (ESPN)	5:00
Monday, December 4	Chicago at Detroit (ABC)	9:00
Sunday, December 10	Green Bay at Tampa Bay (ESPN)	8:00
Monday, December 11	Kansas City at Miami (ABC)	9:00
Sunday, December 17	Los Angeles at Seattle (ESPN)	5:00
Monday, December 18	Minnesota at San Francisco (ABC)	6:00
Saturday, December 23	New England at Indianapolis (ESPN)	8:00
Monday, December 25	Dallas at Arizona (ABC)	7:00

## NOTES

## NOTES

## DENVER BRONCOS 1995 SCHEDULE

Day, Date	Team and Site	Time	TV
<b>Preseason</b>			
Saturday, July 29	vs. SAN FRANCISCO	7:00 p.m. (MDT) KCNC	
Saturday, Aug. 5	vs. San Francisco at Tokyo, with <u>local</u> kickoff at 11 a.m., Sunday at Carolina	8:00 p.m. (MDT) ESPN 7:30 p.m. (EDT) KCNC	
Friday, Aug. 11	vs. DALLAS	6:00 p.m. (MDT) ABC	
Monday, Aug. 21	at Jacksonville	7:00 p.m. (EDT) KCNC	

### Regular Season

Sunday, Sept. 3	vs. BUFFALO	6 p.m. (MDT)	TNT
Sunday, Sept. 10	at Dallas	3 p.m. (CDT)	NBC
Sunday, Sept. 17	vs. WASHINGTON	2 p.m. (MDT)	FOX
Sunday, Sept. 24	at San Diego	1 p.m. (PDT)	NBC
Sunday, Oct. 1	at Seattle	1 p.m. (PDT)	NBC
Sunday, Oct. 8	at New England	8 p.m. (EDT)	TNT
Monday, Oct. 16	vs. OAKLAND	7 p.m. (MDT)	ABC
Sunday, Oct. 22	vs. KANSAS CITY	2 p.m. (MDT)	NBC
Sunday, Oct. 29	BYE WEEK		
Sunday, Nov. 5	vs. ARIZONA	2 p.m. (MST)	FOX
Sunday, Nov. 12	at Philadelphia	8 p.m. (EST)	ESPN
Sunday, Nov. 19	vs. SAN DIEGO	2 p.m. (MST)	NBC
Sunday, Nov. 26	at Houston	3 p.m. (CST)	NBC
Sunday, Dec. 3	vs. JACKSONVILLE	2 p.m. (MST)	NBC
Sunday, Dec. 10	vs. SEATTLE	2 p.m. (MST)	NBC
Sunday, Dec. 17	at Kansas City	3 p.m. (CST)	NBC
Sunday, Dec. 24	at Oakland	1 p.m. (PST)	NBC

*All Kickoff Times are Local at Site*



TM