



**BRONCOS**  
D E N V E R

**1997**

**MEDIA GUIDE**

## DENVER BRONCOS 1997 SCHEDULE

Day, Date	Team and Site	Time	TV
<b>Preseason</b>			
Saturday, July 26	vs. BUFFALO	7:00 p.m.	KUSA
Monday, Aug. 4	vs. Miami @ Mexico City, Mexico (Central Time Zone)	7:00 p.m.	ABC
Saturday, Aug. 9	at Carolina	8:00 p.m.	KUSA
Sunday, Aug. 17	at New England	1:00 p.m.	NBC
Saturday, Aug. 23	SAN FRANCISCO	6:00 p.m.	FOX

### Regular Season

Sunday, Aug. 31	vs. KANSAS CITY	2:00 p.m.	NBC
Sunday, Sept. 7	at Seattle	1:00 p.m.	NBC
Sunday, Sept. 14	vs. ST. LOUIS	2:00 p.m.	FOX
Sunday, Sept. 21	vs. CINCINNATI	2:00 p.m.	NBC
Sunday, Sept. 28	at Atlanta	1:00 p.m.	NBC
Monday, Oct. 6	vs. NEW ENGLAND	7:00 p.m.	ABC
Sunday, Oct. 12	Open Date		
Sunday, Oct. 19	at Oakland	1:00 p.m.	NBC
Sunday, Oct. 26	at Buffalo	1:00 p.m.	NBC
Sunday, Nov. 2	vs. SEATTLE	2:00 p.m.	NBC
Sunday, Nov. 9	vs. CAROLINA	2:00 p.m.	FOX
Sunday, Nov. 16	at Kansas City	12:00 p.m.	NBC
Monday, Nov. 24	vs. OAKLAND	7:00 p.m.	ABC
Sunday, Nov. 30	at San Diego	5:00 p.m.	ESPN
Sunday, Dec. 7	at Pittsburgh	1:00 p.m.	NBC
Monday, Dec. 15	at San Francisco	6:00 p.m.	ABC
Sunday, Dec. 21	SAN DIEGO	2:00 p.m.	NBC

All Kickoff Times are Local at Site

## DENVER BRONCOS

### Executive Offices

13655 Broncos Parkway • Englewood, Colorado 80112  
Telephone: (303) 649-9000 • FAX: (303) 649-9354 • PR FAX: (303) 649-0562

### Media Relations Phone Numbers:

Jim Saccomano, Director: (303) 649-0572  
Paul Kirk, Asst.: (303) 649-0503 • Richard Stewart, Asst.: (303) 649-0512  
Internet: denverbroncos.com

### Ticket Office

Denver Mile High Stadium  
1900 Eliot Street  
Denver, CO 80204  
(303) 433-7466  
FAX: (303) 433-3414

### Training Camp

Lawrenson Hall  
University of  
Northern Colorado  
Greeley, CO 80639  
(970) 351-1007  
FAX: (970) 351-4060

### NFL

280 Park Avenue  
New York, NY 10017  
(212) 450-2200  
FAX: (212) 281-7573  
Internet: nfl.com

# DENVER BRONCOS 1997 MEDIA GUIDE

## INDEX

Alumni Council .....	435	Records — Postseason	
Attendance Marks .....	373	Broncos Individual .....	412
Biographies:		Broncos Team .....	416
Assistant Coaches .....	17	Results	
Draft Choices .....	186	1996 Season .....	198
Head Coach .....	14	All-Time Game-by-Game .....	263
Management .....	7	Artificial Turf Record .....	492
Player Personnel .....	31	Misc. Record Breakdowns .....	282
Rookie & First Year Free Agents .....	191	Overtime Games .....	281
Veteran Players .....	46	Television Games .....	280
Biographies Index .....	4	Year-by-Year Final Record .....	281
Broncos Name Origin .....	127	Retired Numbers .....	443
Cheerleaders .....	474	Ring of Fame Member Profiles .....	430
Coaching Records, year-by-year .....	371	Rosters:	
Cold Weather Games .....	492	All-Time Broncos (Alphabetical) .....	448
Community Relations .....	473	All-Time Broncos (Numerical) .....	459
Directory .....	2	All-Time Assistant Coaches .....	372
Draft Choices 1960-97 .....	436	1996 Breakdown by Position .....	257
Hall of Fame Broncos .....	447	1996 Rookie and First-Year .....	261
Highlight Film Information .....	497	1996 Veterans .....	258
Historical Highlights .....	465	Schedules:	
Honors (All-Time Individual) .....	424	Broncos 1997 .....	IFC
How the Broncos Were Built .....	260	1997 Opponent Capsules .....	488
Last Time .....	205	NFL Regular Season .....	498
Mascot .....	475	NFL Postseason .....	501
Media Information .....	496	NFL Preseason .....	500
Medical Glossary .....	480	NFL Interconference games .....	501
Monday Night Games .....	280	Series Scores vs. Opponents .....	276
Most Valuable Player Awards (Broncos team) .....	429	Service with Broncos .....	380
National Football League		Stadium Information .....	478
1996 Standings .....	493	Staff Photos .....	38
Personnel Directory .....	494	Starting Lineups, 1960-96 .....	322
Player Personnel Dates .....	487	Starters, 1996 Game-by-Game .....	208
Public Relations Directors .....	495	Statistics:	
NFC/AFC Championship History .....	476	1996 Individual Game-by-Game .....	214
Super Bowl Results .....	477	1996 Team Game-by-Game .....	210
Offense and Defense Year-by-Year .....	374	1996 Game Summaries/Stats .....	222
Paul D. Bowlen Memorial		1996 Final Individual .....	198
Broncos Centre .....	6	1996 Postseason Individual .....	200
Plan B Free Agents .....	439	1996 Miscellaneous .....	202
Playing Field Plan .....	485	1996 Participation .....	212
Postseason Game Summaries .....	329	1996 Single-Game Highs .....	203
Pro Bowl Broncos .....	428	Leaders Year by Year .....	374
Pronunciation Guide .....	257	Year-by-Year Final Totals .....	285
Radio Network .....	479	Super Bowl Future Sites .....	477
Records — Regular Season		Television Games, 1997 .....	502
Broncos Individual .....	382	Ticket Sales, 1960-97 .....	373
Broncos Team .....	394	Trades, all-time .....	440
Opponent Individual .....	407	Training Camp Sites, 1960-97 .....	492
Opponent Team .....	408	Transactions, 1996-97 .....	444
Outstanding Individ. Performances .....	420	Winning Tradition .....	44

## ON THE COVER

The cover of the 1997 Denver Broncos media guide features the organization's new logo, which will be displayed on new helmets and uniforms unveiled for the 1997 season. The uniform, designed by Nike working in conjunction with NFL Properties, features the traditional Bronco orange with a Bronco navy blue, and a new helmet logo that features a powerful, dynamic Bronco. The helmet is blue, with the horse done in white with orange highlights. The Broncos' new helmet design is the fifth worn by the team as it enters its 38th season of play.

## CREDITS

The 1997 Denver Broncos media guide has been produced to assist members of the media in their coverage of the Broncos. The guide was produced by the club's public relations department, Jim Saccomano, Director. Information contained herein was compiled by the current and previous public relations staffs. ©1997 Denver Broncos Football Club. The '97 guide was written by Saccomano and assistant directors Paul Kirk and Richard Stewart. All layout and design done by Kirk using QuarkXPress™ desktop publishing applications on a Macintosh computer system. Additional thanks to Joe Cronin and John Turney for their extensive statistical research. Electronic pre-press by National Teleprinting, Denver, Colo. Printing by A.B. Hirschfeld Press, Denver, Colo. All photographs by team photographer Eric Lars Bakke. Please see pages 496-97 for complete media services information.



# BRONCOS DIRECTORY

Business Address .....13655 Broncos Parkway, Englewood, CO 80112  
Telephone .....(303) 649-9000  
Ticket Office .....(303) 433-7466  
Internet Address .....denverbroncos.com  
Home Stadium .....Mile High Stadium (76,078)  
Colors .....Orange and Bronco Navy Blue  
Conference .....American Football Conference (Western Division)

## OWNERSHIP

Pat Bowlen .....President and Chief Executive Officer  
Yolanda Saltus .....Senior Executive to President and CEO

## BOARD OF DIRECTORS

Pat Bowlen .....Chairman of the Board  
Bill Bowlen .....Board Member  
John Bowlen .....Board Member  
Bill Britton .....Board Member  
Tim Guard .....Board Member  
Jeff Harman .....Board Member  
Fred Hemmings .....Board Member  
John Jagger .....Board Member

## GENERAL MANAGER

John Beake .....General Manager  
Kristi Nichols .....Executive Assistant to General Manager

## VICE PRESIDENT OF BUSINESS OPERATIONS

David Wass .....Vice President of Business Operations  
Lisa Monroe .....Executive Assistant to Vice President of Business Operations

## BOWLEN SPORTS, INC.

Jim Schafer .....Assistant to the President  
Veronica Ibarra .....Administrative Assistant

## HEAD COACH

Mike Shanahan .....Head Coach

## COACHING STAFF

Frank Bush .....Linebackers  
Barney Chavous .....Assistant Offensive Line / Assistant Strength and Conditioning  
Rick Dennison .....Special Teams  
Ed Donatell .....Defensive Backs  
George Dyer .....Defensive Line  
Alex Gibbs .....Assistant Head Coach / Offensive Line  
Mike Heimerdinger .....Wide Receivers  
Gary Kubiak .....Offensive Coordinator / Quarterbacks  
Brian Pariani .....Tight Ends  
Ricky Porter .....Offensive Assistant  
Greg Robinson .....Defensive Coordinator  
Greg Saporta .....Administrative Assistant / Strength and Conditioning  
Rick Smith .....Defensive Assistant  
John Teerlinck .....Pass Rush Specialist  
Bobby Turner .....Running Backs  
Rich Tuten .....Strength and Conditioning

Cindi Lowe .....Secretary to Head Coach  
Dixie Greer .....Assistant Coaches Secretary / Video Department

## PLAYER PERSONNEL

Neal Dahlen .....Director of Player Personnel  
Jack Elway .....Director of Pro Scouting  
Ted Sundquist .....Director of College Scouting  
Jerry Frei .....College Scouting Consultant  
Dave Blando .....Director of Salary Cap and Football Finance Administration  
Bob Beers .....College Scout  
Marv Braden .....College Scout  
Scott DiStefano .....College Scout  
Dave Gettleman .....College Scout  
Cornell Green .....College Scout  
Charlie Lee .....College Scout

## PLAYER PERSONNEL, cont.

Chris Trulove .....Pro Personnel Assistant  
Mike Blum .....College Scouting Assistant  
Pam Hynes .....Player Personnel Assistant  
Jill Fishman .....Player Personnel Assistant

## MEDICAL STAFF

Steve Antonopoulos .....Head Athletic Trainer  
Jim Keller .....Assistant Trainer  
Ulysses Byas .....Assistant Trainer  
Dr. Richard Hawkins .....Team Physician  
Dr. Arthur Ziporin .....Team Physician

## EQUIPMENT

Doug West .....Equipment Manager  
Ronnie Bill .....Assistant Equipment Manager

## VIDEO OPERATIONS

Kent Erickson .....Director of Video Operations  
Gary McCune .....Assistant Video Director  
Kirt Horluchi .....Video Assistant

## FINANCE

Allen Fears .....Chief Financial Officer  
Beverly J. Havens .....Accounting  
Sheila Thomas .....Accounting  
Sherry Zoltay .....Insurance Coordinator

## COMMUNITY RELATIONS

Billy Thompson .....Director of Player Relations  
Fred Fleming .....Assistant to the General Manager / Community Relations  
Steve Sewell .....Community Relations Coordinator  
Lee Carpenter .....Community Relations Secretary

## CORPORATE SALES

Michael Young .....Director of Corporate Sales

## INFORMATION SYSTEMS

Gary Kalika .....Director of Information Systems  
Dave Daubers .....Operator / Programmer for Information Systems

## MARKETING

Sara Gilbertson .....Director of Marketing  
Pamela Krotchko .....Marketing Coordinator  
Marni Steinberg .....Marketing Assistant  
Britt Williams .....Marketing Assistant  
Neely Hunt .....Director of Cheerleaders

## MEDIA RELATIONS

Jim Saccomano .....Director of Media Relations  
Paul Kirk .....Media Relations Assistant  
Richard Stewart .....Media Relations Assistant

## OPERATIONS/BUILDINGS AND GROUNDS

Bill Harpole .....Director of Operations  
Ross Kurcab .....Turf Manager  
Wes Conway .....Assistant Turf Manager  
Troy Smith .....Assistant Turf Manager  
Chip Conway .....Facilities Assistant  
Meredith Zier .....Administrative Assistant  
Maeye Drake .....Receptionist  
Sue Kissell .....Manager/Broncos Store

## STADIUM OPERATIONS

Gail Stuckey .....Director of Stadium Operations  
Susan Vaughn .....Administrative Assistant

## TICKET OPERATIONS

Rick Nichols .....Director of Ticket Operations / Business Development  
Patti Barban .....Senior Ticket Assistant  
Molly Dougan .....Loge Box Coordinator  
Carol Gibbons .....Ticket Assistant  
Trevor Hinz .....Senior Ticket Assistant  
Jim Reese .....Ticket Assistant



## INDEX TO BIOGRAPHIES

Abdullah, Joe .....	191
Adams, Scott .....	47
Aldridge, Allen .....	48
Ale, Arnold .....	49
Alex, Keith .....	50
Anderson, Flipper .....	51
Atwater, Steve .....	52
Banks, Chris .....	191
Barber, Kurt .....	55
Beake, John .....	10
Beck, Tom .....	191
Beers, Bob .....	35
Blando, Dave .....	34
Bowlen, Pat .....	7
Braden, Marv .....	35
Branch, Darrick .....	191
Braxton, Tyrone .....	56
Brister, Bubby .....	59
Brown, Jamie .....	61
Brown, Ken .....	62
Burkett, Jeremy .....	192
Burns, Keith .....	63
Bush, Frank .....	17
Cadrez, Glenn .....	64
Campbell, Mark .....	65
Carswell, Dwayne .....	66
Carter, Bernard .....	67
Chamberlain, Byron .....	68
Chavous, Barney .....	17
Crockett, Ray .....	69
Dahlen, Neal .....	32
Davis, Terrell .....	71
Dennison, Rick .....	18
Diaz-Infante, David .....	80
DiStefano, Scott .....	36
Dodge, Dedrick .....	81
Donatelli, Ed .....	19
Dyer, George .....	19
Elam, Jason .....	82
Ellis, Jamal .....	192
Elway, Jack .....	32
Elway, John .....	85
Frei, Jerry .....	33
Gamble, David .....	192
Geathers, Jumpy .....	110
Gettleman, David .....	36
Gibbs, Alex .....	20
Gilliard, Cory .....	189
Gordon, Darrien .....	111
Green, Cornell .....	37
Green, Willie .....	113
Griffith, Howard .....	116
Habib, Brian .....	117
Hasselbach, Harald .....	119
Hebron, Vaughn .....	120
Heimerdinger, Mike .....	21
Hilliard, Randy .....	122
James, Tory .....	124



## BIOGRAPHIES, CONTINUED

Jeffers, Patrick .....	125
Johnson, Darrius .....	126
Jones, Ernest .....	127
Jones, John .....	193
Jones, K.C. .....	193
Jones, Tony .....	128
Joseph, Vance .....	129
Kubiak, Gary .....	22
Lee, Charlie .....	37
Lepsis, Matt .....	193
Lewis, Jeff .....	130
Loville, Derek .....	132
Lynn, Anthony .....	134
Mackey, Chad .....	193
McCaffrey, Ed .....	135
McElroy, Reggie .....	138
Mobley, John .....	140
Morreale, Nathan .....	194
Morris, Luther .....	194
Musgrave, Bill .....	141
Myles, Godfrey .....	143
Nalen, Tom .....	145
Neil, Dan .....	188
Nutten, Tom .....	146
Pariani, Brian .....	24
Perry, Michael Dean .....	147
Porter, Ricky .....	24
Pryce, Trevor .....	187
Richie, David .....	194
Rivers, Reggie .....	150
Robinson, Greg .....	25
Romanowski, Bill .....	152
Rouen, Tom .....	154
Russ, Steve .....	156
Saporta, Greg .....	26
Schlereth, Mark .....	157
Shanahan, Mike .....	14
Sharpe, Shannon .....	159
Simmons, Dalton .....	195
Smith, Detron .....	167
Smith, Neil .....	167
Smith, Rick .....	27
Smith, Rod .....	171
Sundquist, Ted .....	33
Swayne, Harry .....	173
Talanoa, Ken .....	195
Tanuvasa, Maa .....	174
Teerlinck, John .....	28
Traylor, Keith .....	175
Turner, Bobby .....	29
Turner, Robert .....	195
Tuten, Rich .....	30
Veland, Tony .....	177
Wallace, Larry .....	196
Wass, David .....	12
Williams, Alfred .....	180
Williams, Dan .....	182
Willis, Jamal .....	183
Wilson, Sir Mawn .....	196
Zimmerman, Gary .....	184

## THE PAUL D. BOWLEN MEMORIAL BRONCOS CENTRE

On March 5, 1990 the Denver Broncos moved into the Paul D. Bowlen Memorial Broncos Centre, the new, state-of-the-art headquarters for the National Football League team. The complex is named for the Bronco owner's late father, and is the culmination of Pat Bowlen's desire to maximize a positive working environment for his team, which was the only American Football Conference club to appear in the three Super Bowls during the 1980s.

The training facility is situated on 13.5 acres in the rapidly expanding Dove Valley Business Park in south Arapahoe County. It includes an administrative building, two full-size practice fields and a smaller workout field.

The Bowlen Broncos Centre is a two-story building totaling 60,000 square feet, well over twice the size of the team's previous facility. The ground floor houses the main entry, visitors area and trophy display area, and media room, in addition to the play-related facilities, which encompass the locker room, meeting rooms, training area, weight room, equipment room, and video department.

It is on the second level, which is accessible through two stairways adjacent to the lobby area, that most of the administrative offices are located. These include the offices for Pat Bowlen, Mike Shanahan, and John Beake, as well as those of all assistant coaches and football operations personnel. The second floor is divided into one wing for administrative offices and another for coaches and meeting rooms. The Broncos' extensive computer operation also is located on the second floor.

There is ample practice space now available for use by the Broncos, as both practice fields are 100 yards and one of them has a unique design system that includes underground wiring to prevent the turf from freezing and thus allows the Broncos to practice year-round on unfrozen natural grass. The complex also includes a smaller, 50-yard natural grass workout field and the Broncos' indoor "bubble," which houses a 70-yard artificial turf field.

The expansive weight room and training room are among the largest in the entire league, and the Bowlen Centre also includes a separate building that houses two racquetball courts for training and leisure use by players and staff members.



## PRESIDENT AND CHIEF EXECUTIVE OFFICER

### PAT BOWLEN



"I want us to be number one in everything," Denver Broncos owner Pat Bowlen said at one point this offseason, and with that single statement he crystallized everything that need be said about the scope of his drive and commitment.

It is the owner himself who charts the course for this highly successful franchise, infusing his team and employees with the drive to attain those goals. Financially and philosophically, his pursuit of a championship is absolute, whether judged by the Broncos' pursuit of free agents, by his pledge to contribute as much as \$80 million to Denver's proposed new stadium or simply by his fierce desire to have his

Broncos at the pinnacle in all ways that success can be measured.

Well into his second decade as the Broncos' chief executive, Pat Bowlen comes into 1997 braced with the satisfaction of great success, both for his franchise and the NFL structure, and yet at the forefront of new challenges for the team, the city and the league.

The Broncos' President and Chief Executive Officer has fashioned a powerful reputation among his peers as a bold, dynamic leader who is single-minded in his pursuit of excellence, whether in representing Denver and Broncos or the hierarchy of the National Football League.

Bowlen comes into the 1997 season in the midst of the drive for a critically needed new stadium that will mutually benefit the Broncos and the Mile High City, and in his role as Chairman of the NFL Broadcasting Committee he once again is spearheading the negotiations for the league's new television contract. The present contract, also supervised by Bowlen, is the most lucrative single-sport contract in history.

Whether judged by the aggressive pursuit of talent, by accomplishment on the field, or by attendance and fan interest demonstrated by a continuing string of sellout games, the Broncos' record of the last 13 years is matched by few teams in the NFL.

Nineteen ninety-seven will be the 28th straight year of home sellouts at Mile High Stadium, longest in the American Football Conference, and that streak is just one measure of the Pat Bowlen success story in Denver.

During his tenure as President and Chief Executive Officer of the Broncos (1984-96) Bowlen's team has dominated the American Football Conference Western Division in posting more division titles (six), conference Championship Game appearances (four), and Super Bowl appearances (three) than any other club in the division. Under Bowlen's leadership the Broncos have had seven playoff appearances and just two losing seasons.

The 1995 campaign began a new era both for the Broncos and the NFL, and Pat Bowlen played an integral role in both, selecting a dynamic new head coach in Mike Shanahan while also having had a pivotal role in the creation of the new collective bargaining agreement and the new television contract, changing the face of professional football in the process.

The Broncos' dynamic chief executive followed up the hiring of Shanahan by once again becoming a major player in the league's free agency. Under Bowlen's leadership Denver has been very aggressive in the marketplace, in the last three years adding 23 unrestricted free agents to the Denver roster.

In addition, future Hall of Fame quarterback John Elway is signed to a contract that places the superstar signal-caller at the pinnacle of the NFL's salary structure.



Bowlen has made all these moves with one goal unchanged—to aggressively position the Broncos for yet another run at a Super Bowl championship for the Mile High City.

In addition to his role with the Broncos, Bowlen was a key figure in spearheading both the league's labor and TV contracts. He has been a member of the NFL Management Council Executive Committee, and is currently the Chairman of the highly prestigious NFL Broadcasting Committee, while also serving on the NFL Finance Committee. A pivotal voice in league policy, he also is Chairman of the NFL Enterprises/NFL Films Executive Committees and serves as a member of the NFL International Committee and the Board of the World League of American Football. Most recently, Bowlen was named to a special NFL committee formed to look at league-wide business strategy and long-range planning.

He presides over a franchise that by any standard has been one of the NFL's most successful in this time frame (1984-96). Bowlen has watched the Broncos play 14 postseason games in 13 years of ownership, with all regular and postseason games sold out at Mile High Stadium.

In 1991 Bowlen's team had the greatest turnaround in team history, finishing with a 12-4 record that included the American Football Conference Western Division title and the fourth AFC Championship Game appearance of Bowlen's vibrant ownership.

Having made several more bold personnel moves again this off-season, Bowlen's focus for the coming year is to once again put his team in line to contend for the AFC Championship that it won in 1986, 1987, and 1989. Denver was the only AFC franchise to make three Super Bowl appearances in the 1980s and without question Pat Bowlen provides the organizational thrust that has served as the catalyst to the Broncos' outstanding record.

Bowlen's Broncos represented the AFC in Super Bowls XXII (Pasadena), XXII (San Diego), and XXIV (New Orleans). In addition, Denver has had just two losing campaigns during the past 13 years.

No one sets higher standards for the Broncos than Pat Bowlen himself, whose unchanging goal is to have his franchise annually regarded among the finest in pro football, with victory being the measuring stick for that success. Thus, the goal of Denver's dynamic and energetic chief executive remains firmly set on capturing the world championship that so far has eluded the Mile High City.

The Broncos once again will pursue a championship season from their new headquarters, the Paul D. Bowlen Memorial Broncos Centre, a 60,000-square-foot state-of-the-art office and training complex in Arapahoe County's Dove Valley location. The move into this new facility, which came on March 5, 1990, accomplished one of Bowlen's significant goals, that being to upgrade the Broncos' working facility and in so doing solidify the foundation for continued success.

Bowlen's 13 years of ownership have resulted in the best home record (80-25) in the AFC. Bowlen finished second in *The Sporting News* 1987 Executive of the Year balloting.

He presides over a franchise that has won six division crowns and, has had regular season win totals of 13 (twice), 12, 11 (three times) and 10. In fact, seven of the eight finest campaigns in team history have come during the Bowlen regime.

Pat Bowlen was introduced as the majority owner of the Denver Broncos on March 23, 1984, and that announcement triggered a new era in franchise history, one which has coupled success on the playing field with enthusiasm for an even brighter future.

He immediately put his own mark on the Broncos, establishing a solid administration and creating a positive atmosphere that was a major factor in the team's success both on and off the field.

The team responded with a 13-3 record and the American Football Conference Western Division championship in 1984, following that up with an 11-5 record that just barely kept the Broncos out of the playoffs in 1985.

Meanwhile, Bowlen has seen the Broncos' consecutive home game sellout streak stretch to 213 straight regular and postseason non-strike games through the end of the 1996 campaign, as Denver led the entire National Football League in actual in-stadium attendance over that 13-year period. The Broncos have drawn nearly eight million fans to Mile High Stadium from 1984-96, tops in the NFL.

Having established a solid foundation, Bowlen took a dramatic step toward the future during 1986 with the construction of 60 luxury Penthouse Suites atop the west side of Mile High Stadium.

Bowlen and the Bowlen family acquired 100% ownership of the Broncos in July of 1985. He is active in day to day operations of the football club.

Born in Prairie du Chien, Wis., he attended high school there and went on to the University of Oklahoma, where he earned degrees in both business (1965) and law (1968).

Bowlen has served as the Honorary Chairman of the Colorado Relay Classic to benefit St. Joseph's Hospital (1985-97), the Colorado Special Olympics (1986-97), and the 1989 Centennial Scholarship rally at the University of Northern Colorado in Greeley. Along with being honorary chairman of the Special Olympics, he was 1993's Outstanding Celebrity. He was also Co-Chairman of the Rose Medical Center Critical Care Campaign from 1986-89.

In addition, Bowlen was elected to the University of Denver Board of Trustees in 1987, and is active on several committees. He chairs the Athletic Affairs Committee and plays a role in the Capital Campaign for major athletic gifts, while also serving on the Buildings and Grounds Committee. His previous DU committee memberships include the Institutional Advancement Committee and Institutional Advancement/University Relations subcommittee. He was also named to the Colorado Academy Board of Trustees in 1991.

He is Chairman of the Board of the Denver Broncos Youth Foundation and President of the Denver Broncos Charities Fund.

He also serves on the Board of Trustees of the Hawaii Maritime Center and was the 1992 honoree at the American Ireland Fund dinner.

Bowlen has real estate and natural resource holdings in Alberta, as well as real estate holdings in Colorado, Arizona, and California.

Bowlen also is Chairman of the Board and Director of Hambledon Estates Limited, and Northern Development Company Limited of Edmonton.

An outstanding athlete in his own right, he has competed in the Ironman Triathlon – an event in which one must swim 2.4 miles, ride 112 miles on a bicycle, and run 26.2 miles, all consecutively – as well as in other triathlon races and several marathons.

Bowlen is a member of several clubs and societies, including the Chief Executive's Organization, the Canadian and Edmonton Bar Associations, and the Law Society of Alberta. Bowlen was also a past member of the Young President's Organization.

### THE BOWLEN ERA AFC West team comparison 1984-1996

	<u>Winning Seasons</u>	
Kansas City	9	
<b>Denver</b>	<b>8</b>	
Oakland	6	
Seattle	5	
San Diego	3	
	<u>Division Titles</u>	<u>Playoff Appearances</u>
<b>Denver</b>	<b>6</b>	<b>7</b>
Kansas City	2	7
Oakland	2	5
San Diego	2	3
Seattle	1	3
	<u>Conference Championship Appearances</u>	
<b>Denver</b>	<b>4</b>	
Oakland	1	
San Diego	1	
Kansas City	1	
Seattle	0	
	<u>Super Bowl Appearances</u>	
<b>Denver</b>	<b>3</b>	
San Diego	1	
Kansas City	0	
Oakland	0	
Seattle	0	

## GENERAL MANAGER

## JOHN BEAKE



The Denver Broncos have earned international recognition as a model sports franchise that has developed a pattern of success on and off the field, and John Beake has played an integral role in the creation and continuance of that successful tradition.

This year John Beake is in his 13th season as the Denver Broncos' general manager, a longer period than any other individual in team history, and his tenure by far has marked the most successful era in the franchise's 37 years of play. His 12 years as general manager have included three Super Bowl appearances, five division titles, six playoff appearances, and a continuing string of sellouts

at Mile High Stadium.

John is in his 38th year in football in 1997, with his career as an administrator and coach highlighted by a Super Bowl championship in Super Bowl IV, four Super Bowl appearances and 311 total victories on the professional, collegiate and high school level. He has been with teams or schools that have been in postseason play in 17 of those seasons. The 1997 season is his 29th campaign in professional football, his 20th in the Mile High City.

A member of four Super Bowl teams during his pro football career, Beake plays a crucial role in Denver being one of the league's most active teams in pro football's free agency marketplace, in the last three years signing 23 unrestricted free agents. Working closely with team President Pat Bowlen and Head Coach Mike Shanahan in assembling an organization that represents the Broncos and the Mile High City in the most successful and positive manner, John embodies the philosophy that one should combine performance with community involvement.

As general manager, he is responsible for the administration of all football operations functions, with special concentration in the area of player compensation and contract negotiations, an area in which he has had considerable experience. John also is responsible for NFL coordination and Broncos support to the World League. He personally directs the Broncos' contractual relationships with local radio and television entities, and is in charge of all Bronco-related operations at Mile High Stadium.

John has perhaps the broadest range of experience of any NFL general manager, the only one in the league who has coached championship teams on the pro, college, and high school levels, as well as having served in a wide variety of administrative roles.

Now well into his third decade in pro football, John enters the 1997 campaign in his 19th year with the Denver Broncos and his 13th season as the club's general manager. In his previous 12 years at the Broncos' helm John has been a vital cog in a Denver club that has dominated the American Football Conference Western Division, winning more division titles (five) than any other AFC West team.

John Beake's prominence in the Broncos' hierarchy is paralleled by continuing respect within the NFL. Active in the NFL's international development, his involvement is one of the keys to the Broncos being among just two teams (along with San Francisco) to have been selected for American Bowl games in London, Tokyo (twice), Berlin and Barcelona. The Broncos' game this year at Mexico City against the Miami Dolphins marks Denver's sixth American Bowl game, with the 49ers being the only other team to have played that many. In addition, he played an integral role in Denver being the only American Football

Conference club to win three conference crowns and thus make three Super Bowl appearances (XXI, XXII, and XXIV) in the 1980s.

In 1991 John was named to the Board of Directors of the World League of American Football. Now in his seventh year working with the board, he spends a considerable portion of time lending administrative guidance to the WL offices in New York. John was instrumental in determining the methodology by which NFL players are provided to the WL, beginning with the 1992 campaign.

In the 1993-94 seasons the World League was put on hold and John Beake played a major role in helping to restructure the WL to the format in which it exists today: six teams playing American Football in Europe. The commitment to take our game of football globally was maintained, and the resulting format provides solid structure, organization and the chance to give the NFL a grass-roots presence in Europe.

The NFL has had ever-increasing support of the World League, as 30 NFL players participated in the WL in 1995, with that number increasing to 69 for the 1996 campaign, and almost doubling to 110 — representing all 30 teams — for the 1997 season. By increasing the number of NFL players to 110, the skill level of the European league jumped dramatically and the commitment of all 30 NFL teams was strongly demonstrated, a tribute to the vision and dedication which John Beake has contributed.

Along with his continuing commitment to the World League, John serves as chairman of the NFL International Working Group, which is primarily comprised of other NFL general managers and player personnel directors. He is also a member of the NFL College Relations Committee.

One of his most visible Bronco accomplishments has been to provide a key leadership role in the construction of and move into the team's new training facility, the Paul D. Bowlen Memorial Broncos Centre, a 60,000-square foot state-of-the-art complex in Arapahoe County. This project, several years in the planning stages, was the fulfillment of one of John's key goals as the Broncos' general manager.

In addition to contract involvement, one of John's prime areas of interest is working closely with city and state representatives on a variety of community concerns. For the past eight years, John has served as the chairman of the Red Ribbon Campaign, a strong educational anti-drug, chemical and substance abuse association that works in conjunction with the Colorado Federation of Parents.

An avid skier, he is on the Board of Directors of the National Sports Center for the Disabled at Winter Park, Colo., Ski Resort. The NSCD is heavily supported by the Denver Broncos Charity Fund. John is an annual participant in the Winter Park Pro-Am race to benefit the disabled skiers program. He is also involved with the Cancer League of Colorado.

As part of the continuing plan to broaden the team's community role and strengthen a family spirit within the club, John is very supportive of the Performing Arts Center.

John served as assistant General Manager in 1984 and was the Broncos' Director of Football Operations the previous year, so his position at the helm of the club's administration is the culmination of a steady rise within the organization.

He joined the Broncos in 1979 as the Director of Pro Personnel and became Director of Player Personnel in 1981, having concentrated on the coaching aspects of the game prior to coming to Denver.

As assistant coach for the Kansas City Chiefs from 1968 through 1974, John was the offensive backfield coach for the Chiefs when they defeated the Minnesota Vikings to win Super Bowl IV in New Orleans. He also coached the running backs at New Orleans in 1976-77. On the college level, he coached at Penn State in 1961-62 and was the offensive coordinator at Colorado State University in 1975.

Upon receiving his master's degree from Penn State in 1962, John coached for six years at the high school level, where his teams lost just four games and won two championships at Nyack High School. He has a bachelor's degree from Trenton State College in New Jersey, in addition to his graduate degree from Penn State.

John and his wife, Marcia, have three children, Jerilyn, Chip, and Chris.

## VICE PRESIDENT OF BUSINESS OPERATIONS

## DAVID WASS



David Wass is in his second season as the Vice President of Business Operations for the Denver Broncos.

Reporting to Denver Broncos President and Chief Executive Officer Pat Bowlen, Mr. Wass is responsible for all business and financial management, marketing and sales functions, media relations, ticket operations, and facilities and administrative operations for the National Football League team.

He has an integral role in all operations relative to the team's transition to its new logo and uniform design for 1997, and also is extremely active in the planning process for a new stadium in the

Mile High City. In that capacity Mr. Wass works closely with civic and business leaders, in an effort to secure a positive community vote in the upcoming election.

Having brought a fresh perspective on marketing philosophy into the Broncos' organization, he is also working on the creation of marketing opportunities relative to the team's new logo and uniform design, in conjunction with Nike and NFL Properties.

David Wass is a management professional with more than 20 years experience in directing business and marketing operations for retail organizations and super regional shopping centers.

He brings to his new position comprehensive expertise in the areas of fiscal planning and control, marketing, media relations, business planning, facilities management, human resource management, and community relations.

Mr. Wass comes to the Broncos from The Taubman Company, for whom he served as General Manager of the Cherry Creek Shopping Center from 1989 until joining the Broncos last fall. He was with The Taubman Company since 1984.

Under the leadership of David Wass, The Cherry Creek Shopping Center ranked in the top 1% of all shopping centers in terms of productivity nationwide, generating sales in excess of \$350 million annually.

In his role at Cherry Creek Mr. Wass directed, coordinated, and oversaw the operations of this major regional shopping center, and as such was responsible for all business and marketing related functions.

His previous experience with The Taubman Company included serving in a management capacity at four Michigan shopping centers, including the Lakeside Mall in Sterling Heights, the Fairlane Town Center in Dearborn, the Twelve Oaks Mall in Novi, and the Briarwood Mall in Ann Arbor.

David Wass is a 1975 graduate of Western Michigan University, where he earned a degree in business administration, with an emphasis on marketing and economics.

He represents the Broncos on numerous boards and civic organizations in the metropolitan Denver area, including the Denver Metro Chamber of Commerce, the Denver Metro Convention and Visitors Bureau, the Kempe Children's Foundation, and the Children's Museum of Denver.

David and his wife Carol live in Englewood, and their family includes a daughter, Carrie, and two sons, David and Robert.

## HEAD COACH



*Mike Shanahan is in his third year as the Broncos' Head Coach in 1997, following two highly successful seasons in which he has compiled the best winning percentage (.656) of any coach in club history. His 21-11 record includes a 14-2 mark at Mile High Stadium, where the team was undefeated (8-0) in 1996.*



## HEAD COACH

## MIKE SHANAHAN



The axiom that a team takes on the personality of its coach is manifested in the Broncos under Mike Shanahan, in terms of discipline, focus, preparation, physical effort, and mental toughness — all qualities that championship teams need and which the Broncos take from their head coach.

The Denver Broncos will take the field in 1997 as defending American Football Conference Western Division champions, a title they earned under the superb guidance of Mike Shanahan in just his second season at the team's helm.

Shanahan last year led his club to a 13-3 record that was the best in the NFL as well as the finest record in Denver history, earning both NFL Coach of the Year

(Touchdown Club of Columbus) and AFC Coach of the Year (Kansas City 101 Club) honors for 1996.

His team's performance last year gave notice that this is a regime driven by a single goal, that of taking the Broncos to the pinnacle of pro football success. The Broncos were undefeated in October and November as they ultimately built their record to 12-1 in clinching their division title and playoff berth on December 1, thus becoming one of the earliest teams to clinch in NFL history. In clinching home-field advantage on Dec. 1 as well, the Broncos joined the 1985 Chicago Bears as the only two teams in the past 27 years to accomplish that by Week 13.

While the disappointment of Denver's playoff loss gripped Shanahan as much as it did the entire region, it also served to further his resolve to return the Broncos to that level once again.

A dynamic and disciplined leader who has completely revitalized the Denver organization over the past two years, Shanahan is the lightning rod from which the entire organization takes its direction and energy.

Under Shanahan's tutelage the Broncos led the entire NFL in total offense in 1996, after having rewritten the Denver record books in 1995. In fact, the last two Broncos' seasons have produced the most prolific two-year total offense statistics in franchise history.

Renowned for his organizational ability and recognized as one of the brightest offensive strategists in football, Shanahan has restructured both the team and the entire football operations department of the Broncos to deal successfully with the new personnel and financial dynamics of pro football.

In his first season as the Denver Broncos' head coach, Shanahan improved the team to a .500 record (8-8) and contention in the very competitive AFC Western Division, while immediately stamping the Denver offense with his signature as the most productive unit in the AFC, finishing third in the entire NFL. Under Shanahan in 1995, the Broncos had the most prolific offense in franchise history, breaking team records in points scored (388), total yardage (6,040), total passing yardage (4,260), first downs passing (205) and highest average gain per play (5.7), while tying the team records for touchdown passes (27) and average gain per rush (4.5). At the same time, the Bronco defense improved 13 positions, from last in the NFL the previous year to 15th under Shanahan's leadership.

Denver Broncos President and Chief Executive Officer Pat Bowlen named Mike Shanahan as Head Coach of his NFL franchise on January 31, 1995, ushering in a new era for a team that has made three Super Bowl appearances under Bowlen's ownership. The Broncos' head coach has a seven-year contract and complete control of all aspects of football operations.

Shanahan, 44, came to Denver from the World Champion San Francisco 49ers, where he served as offensive coordinator for three

seasons (1992-94). The 49ers' offense reached astonishing levels under Shanahan's leadership. San Francisco's three-year offensive averages under Shanahan's direction were the most productive in the history of pro football. His three-year averages included being number one in total points (an average of 470 per year), total touchdowns (61), rushing TDs (24), passing TDs (32), third-down efficiency (49%), total offense (an average of 6,225 yards annually) and average yards per play (6.2 yards per attempt).

His three-year period as offensive coordinator included the 49ers setting numerous team records during Shanahan's tenure, including the first time ever that San Francisco led the NFL in total offense in consecutive seasons (1993 and 1994), along with remarkable records for most touchdowns (66), passing yards (4,302), total offense (6,435), first downs (372), completion percentage (70.3 %), and average yards per play (6.30).

San Francisco quarterback Steve Young re-wrote many NFL passing records and was named the NFL most valuable player twice in his three years under Shanahan's guidance, in addition to throwing for six touchdowns and earning Super Bowl XXIX most valuable player honors.

During his NFL career Shanahan has been a part of teams that have played in seven AFC or NFC Championship Games, in addition to his four Super Bowl appearances, three with Denver and the Super Bowl XXIX game with San Francisco. In his nine seasons coaching at the collegiate level, Shanahan's teams participated in eight bowl games, winning two national championships.

A driving force behind the Broncos' offense for all three of their most recent Super Bowl appearances (following the 1986, 1987, and 1989 seasons), he first came to Denver in 1984 as coach of the club's wide receivers. He served as offensive coordinator from 1985-87, and then returned to Denver as quarterbacks coach on Oct. 16, 1989, after serving as head coach of the Los Angeles Raiders in 1988 and through the first four games of the 1989 campaign. Shanahan inherited a team that was 5-10 in 1987 and improved it to 7-9 his first season. After starting 1-3 the following year, he was dismissed.

His second stint in Denver included not only the 1989 Super Bowl appearance by the Broncos, but the team's fourth AFC Championship Game appearance of the Bowlen era (1991 at Buffalo), with Shanahan again serving as offensive coordinator.

A native of Oak Park, Ill. (8/24/52), Michael Edward Shanahan attended East Leyden High School in Franklin Park, where he earned numerous honors. In a student body population of 2,500, Shanahan was voted athlete of the year as well as most valuable player in both football and track. He set a still-standing single-game school record with 258 yards rushing on 17 carries (a 15.2 average).

He received a scholarship to Eastern Illinois University, where he played quarterback and lost a kidney in the spring game of his junior year, which began his coaching career a year earlier than was intended. Mike also received his bachelor's and master's degrees at EIU.

He began his coaching career at Oklahoma in 1975-76, serving as the offensive backfield and receivers coach for the Sooners, and they won the national championship in his first year on their staff (1975).

Shanahan was Northern Arizona's backfield coach in 1977 at the age of 24, and the Lumberjacks averaged a school-record 391.1 yards that season. A year later, Shanahan returned to Eastern Illinois as offensive coordinator and helped guide his alma mater to the Division II title. The year before Shanahan's arrival the team was 1-10. In 1979 he served as offensive coordinator at Minnesota, where he implemented the run-and-shoot offense, with the result being that the Gophers set 40 school offensive records. Mike moved on to Florida the following year, inheriting the second poorest offense in Division I football, as well as a team record of 0-10-1. In Mike's four years the team broke many offensive school records and went to four straight bowl games. During his stint at the college coaching level, his teams had a combined record of 77-29-3.

Recognized as one of the most dynamic offensive minds in the game, Shanahan thus was an assistant coach in college at age 21, an offensive coordinator at the Division I level by 25 and at the NFL level at 32 in his first Denver stint.

Mike and his wife Peggy have two children, son Kyle and daughter Krystal.

## NOTING SHANAHAN'S ACCOMPLISHMENTS

**Shanahan in the Postseason** — The '96 season was Mike Shanahan's first venture into the postseason as a head coach, having gone to the playoffs as an assistant in 1984, 1986-87, 1989, 1991 (all with Denver) and 1992-94 (San Francisco). He has been to four Super Bowls and has earned one Super Bowl trophy (1994 with San Francisco) and has been involved in seven conference championship games, winning four — three of which came with Denver. His record is 0-1 as a head coach and 12-7 as an assistant, including a 7-5 mark as an assistant with the Broncos.

**Shanahan's Record Best All-Time Among Broncos Coaches** — Mike Shanahan's regular season record of 21-11 (.656) as the Broncos' head coach is the best record by any head coach in franchise's history. He reached his 20th victory as head coach in his 29th game, faster than any other head coach in team history except for Red Miller, who did it in his 26th game during the 1978 season.

**BEST WINNING PERCENTAGE, BRONCOS' HEAD COACHES**

Head Coach (Years)	Regular Season	Pct.
1. Mike Shanahan (1995-present)	21-11	.656
2. Red Miller (1977-80)	40-22	.645
3. Dan Reeves (1981-92)	110-73-1	.600
4. John Ralston (1972-76)	34-33-3	.507
5. Wade Phillips (1993-94)	16-16	.500

**Shanahan Brings "Magic" Back to Mile High** — Since taking over the coaching reins of the Broncos in 1995, Mike Shanahan has a 14-2 (.875) regular season record at Mile High Stadium, the best home winning percentage of any head coach in the Broncos' 37-year history. The Broncos' home record with Shanahan as either an assistant or head coach is 55-14 (.797) in the regular season and 6-2 in the postseason.

**BEST HOME WINNING PERCENTAGE, BRONCOS' HEAD COACHES**

Head Coach (Years)	Regular Season	Pct.
1. Mike Shanahan (1995-present)	14-2	.875
2. Dan Reeves (1981-92)	72-21	.774
3. Red Miller (1977-80)	22-9	.710
4. John Ralston (1972-76)	20-13-2	.600
5. Wade Phillips (1993-94)	9-7	.563

**Shanahan's Record Among Best in NFL** — Broncos' head coach Mike Shanahan's two-year regular season record of 21-11 is currently tied for fourth-best among active coaches and is tied for fifth best in the league over the past two seasons.

**TOP FIVE RECORDS AMONG ACTIVE NFL COACHES, 1995-96**

(Regular Season Only)

Head Coach, Team	Record	Pct.
1. Mike Holmgren, Green Bay	24-8	.750
2. Marty Schottenheimer, K.C.	22-10	.688
Barry Switzer, Dallas	22-10	.688
4. Mike Shanahan, Denver	21-11	.656
Bill Cowher, Pittsburgh	21-11	.656

## MIKE SHANAHAN YEAR-BY-YEAR

Years	Position	Team	Postseason
1975	Assistant coach	Oklahoma	National Championship
1976	Assistant coach	Oklahoma	
1977	Backfield coach	Northern Arizona	Playoffs
1978	Offensive coordinator	Eastern Illinois	National Championship
1979	Offensive coordinator	Minnesota	
1980	Offensive coordinator	Florida	Tangerine Bowl
1981	Offensive coordinator	Florida	Peach Bowl
1982	Offensive coordinator	Florida	Bluebonnet Bowl
1983	Assistant Head Coach/ Offensive coordinator	Florida	Gator Bowl Bowl
1984	Receivers coach	Denver Broncos	Playoffs
1985	Offensive coordinator	Denver Broncos	
1986	Offensive coordinator	Denver Broncos	Super Bowl XXI
1987	Offensive coordinator	Denver Broncos	Super Bowl XXII
1988	Head Coach	L.A. Raiders	
1989	Head Coach	L.A. Raiders	
1989	Quarterbacks coach	Denver Broncos	Super Bowl XXIV
1990	Quarterbacks coach	Denver Broncos	
1991	Offensive coordinator	Denver Broncos	AFC Championship Game
1992	Offensive coordinator	San Francisco 49ers	NFC Championship Game
1993	Offensive coordinator	San Francisco 49ers	NFC Championship Game
1994	Offensive coordinator	San Francisco 49ers	World Championship
1995	Head Coach	Denver Broncos	
1996	Head Coach	Denver Broncos	Playoffs

## ASSISTANT COACHES

## FRANK BUSH — Linebackers

(Third season with Broncos • Sixth in NFL)



Frank Bush is in his third season as linebackers coach for the Denver Broncos after spending the previous 10 years with the Houston Oilers as a player, scout and assistant coach.

His linebacking corps was much improved in 1996, following the addition of Bill Romanowski through free agency and John Mobley through the draft. They joined Allen Aldridge to form an outstanding starting group that played a major role in the Broncos' improvement to the No. 4-ranked defense in the NFL. In his first year under Bush's tutelage, Romanowski made the Pro Bowl for the first time in his nine-year career, while

Aldridge continued his rapid development and Mobley started all 16 games as an NFL rookie.

In a two-year span Bush has molded a unit that has blossomed into one of the finest blends of both youth and veteran experience. In his first year in Denver, Bush's linebackers were part of a defensive unit that improved its league ranking by 13 places to figure 15th overall in the NFL.

Bush's coaching career began in 1992, when he coached the linebackers for the Oilers. Under Bush's tutelage, several members of the linebacking corps earned postseason honors as the Oilers boasted one of the most aggressive defenses in the NFL.

Before his coaching tenure with Houston, Bush was a college scout for the Oilers from 1987-92. During that period Bush was the primary college scout in the Western states, helping to bring in some of the players who made the Oilers a very successful team during his tenure.

Bush, 34, was considered one of the most talented young players during his two years in the NFL until a spinal injury prematurely ended his career. In 1985, he played in all 16 games with 11 starts and contributed 114 tackles and four sacks (including two of John Elway). For his efforts, he was selected to UPI's first-team All-NFL rookie squad.

Bush was a fifth-round draft choice of the Oilers in 1985 out of North Carolina State. As a three-year starter for the Wolfpack he recorded 247 tackles, 15 sacks and four interceptions. He majored in communications while at N.C. State.

Bush previously starred at Clarke Central High School in his hometown of Athens, Ga. While at Clarke, Bush was recruited to play football at N.C. State by current Broncos defensive coordinator Greg Robinson. Bush was born Jan. 10, 1963.

Frank and his wife, Stephanie, reside in Aurora, Colo.

## BARNEY CHAVOUS — Asst. Off. Line / Asst. Strength &amp; Cond.

(Ninth season with Broncos • Ninth in NFL)



Barney Chavous is in his ninth season with Denver, assisting Alex Gibbs with the offensive line and Rich Tuten with the strength and conditioning program. He joined the coaching staff in 1988 as a coaching intern.

During his nine-year tenure, Chavous has coached with such defensive greats as Earl Leggett (most recently with New York Giants) and Pro Football Hall of Famer Ernie Stautner.

Over the past two seasons, the Broncos' offensive line has made a dramatic improvement under the tutelage of Gibbs



## ASSISTANT COACHES

and Chavous, allowing just 57 sacks over two seasons, sixth-fewest in the NFL, third-fewest in the AFC and the lowest two-year total in franchise history.

Chavous, 46, was a standout defensive end for the Broncos from 1973-85 and currently ranks third on the Broncos' all-time sacks list with 75. He is one of only six former Broncos to play 13 or more years with the club, and also started at defensive end for the Broncos in Super Bowl XII as part of the famed "Orange Crush" defense. He finished his career having played in 182 games in a Bronco uniform (fifth all-time), including 177 starts (tied for third all-time). In 1973, he was named NFLPA Rookie of the Year and made the UPI and AP All-Rookie teams. He was also named the *Pittsburgh Courier's* NFL Defensive Lineman of the Year in 1978 after being a second-round draft pick of the Broncos in 1973.

Chavous was an all-conference selection at South Carolina State, where he was a three-year starter, and was also named the team's most valuable player as a senior. Chavous was named to the Mid-Eastern Atlantic Conference Hall of Fame and was named All-America by the Associated Press as a senior. In addition, he was inducted into the South Carolina Sports Hall of Fame in 1992.

A native of Aiken, South Carolina (3/22/51), Chavous was inducted in 1987 into the Aiken County Hall of Fame. He and his wife Odessa reside in Englewood with their four children: sons Shedric and Barney Amon, and daughters Jasmine and Nikeya Monique.

**RICK DENNISON – Special Teams**

(Third season with Broncos • Third in NFL)



Rick Dennison is in his third season on the Broncos' coaching staff and his first as special teams coach. A former standout linebacker for the club, Dennison joined the coaching staff in 1995 after spending the previous three years coaching at Suffield Academy in Connecticut. He served for two years in Denver as an offensive assistant, providing quality control work and assistance of all types to the offensive coaching staff before being promoted to his current post Feb. 12, 1997.

In Dennison's two years on the offensive staff the Broncos' offense posted the

most prolific two-year total offense numbers in franchise history, including a No. 1 NFL total offense ranking in 1996 and a bevy of franchise offensive records set in both seasons.

Dennison, 39, played middle linebacker for the Broncos from 1982-90, playing in 128 games, including 52 starts and three Super Bowls. In 1989, he received the Ed Block Memorial Award for Courage. He was second on the team in tackles in 1988 with 133 and led the team with three fumble recoveries.

Perhaps the best performance of his career came in a 1987 playoff game against Houston when he registered eight tackles and a quarterback pressure. He also had an excellent season in 1984 when he had 164 stops and a career-high three sacks in his first full season as a starter. Dennison was a free agent acquisition by the Broncos in 1982.

Dennison joined the Broncos in 1982 after a fine college career at Colorado State where he was a second-team Academic All-American as a senior and earned three varsity letters. In 1979, Dennison received his bachelor's degree in civil engineering from CSU, followed by a master's degree in the same field from CSU in 1982.

Dennison, born in Kalispel, Mont., on June 22, 1958, attended Rocky Mountain High School in Fort Collins where he lettered in football, basketball and baseball. His father George is president of the University of Montana.

Rick and his sons, Joseph and Steven, reside in Englewood, Colo.

## ASSISTANT COACHES

**ED DONATELL – Defensive Backs**

(Third season with Broncos • Eighth in NFL)



Ed Donatell is in his third season as defensive backs coach for the Broncos after spending the previous five seasons in the same capacity with the New York Jets.

Donatell and Broncos defensive coordinator Greg Robinson brought to Denver in 1995 a new, more aggressive style of defense that has dramatically improved the Broncos' league total defense ranking from 28th in 1994 — the year prior to their arrival — to No. 4 in 1996. In particular, Donatell's defensive backs have boosted the unit's ranking against the pass, figuring ninth in '95 and 10th in '96

after the '94 unit posted a No. 28 ranking.

Donatell has seen several of his players go on to receive post-season honors in his career, most recently safety Steve Atwater who earned his seventh straight Pro Bowl invitation last year, and safety Tyrone Braxton who was selected to his first. While Donatell was in New York, Jets safety Brian Washington was an All-Pro selection in 1993 by *Football Digest*. Donatell has not only worked with future Hall of Famers such as Ronnie Lott, but has also been instrumental in the development of such younger players as James Hasty and Aaron Glenn while in New York.

Donatell, 40, joined the Jets in 1990 after prior coaching stints at Cal State Fullerton (1989), Idaho (1986-88), Pacific (1983-85), Washington (1981-82) and Kent State (1979-80).

A native of Akron, Ohio, Donatell attended Glenville State in West Virginia where he was a four-year letterman and was named all-conference as a defensive back. He earned his bachelor's degree in physical education and then went on to earn his master's from Kent State in administration.

Donatell (2/4/57), his wife Shari, daughter Brenna and sons Thomas and Steven reside in Lone Tree, Colo.

**GEORGE DYER – Defensive Line**

(Third season with Broncos • 16th in NFL)



George Dyer is in his third season as the Broncos' defensive line coach and his 16th in the NFL, following a three-year stint in Los Angeles where he was the Rams' defensive coordinator and defensive line coach (1992-94). Dyer joined the Rams staff after nine years with the Seattle Seahawks (1983-91) where he was also in charge of the defensive line, and one year with the Buffalo Bills (1982).

In his first two seasons in Denver, Dyer's defensive line has helped the entire defensive unit improve its league ranking from 28th in 1994 to fourth in '96 — including

a No. 1 ranking against the rush. He comes into 1997 armed with perhaps the most formidable defensive line unit in franchise history, featuring three starters with Pro Bowl experience: Michael Dean Perry (six times), Neil Smith (five) and Alfred Williams (one). The signings of Smith and fellow free agent Keith Traylor, along with an excellent group of returning players and the hiring of pass rush specialist John Teerlinck give Dyer all the tools to put even more pressure on the quarterback in '97 and give Denver perhaps the most feared defensive line in the league.



## ASSISTANT COACHES

During his tenure in the NFL, Dyer has coached All-Pro linemen wherever he has been, including six-time Pro Bowler Fred Smerlas and Ben Williams in Buffalo, Jacob Green and Cortez Kennedy and Joe Nash in Seattle and Sean Gilbert in Los Angeles with the Rams. Dyer's 1994 Rams defense ranked seventh in the NFC and 12th in the league against the pass and their defensive line gave up an average of just 3.6 net yards per rush, which tied them for third in the NFC and sixth in the NFL.

In 1983, Dyer's defensive line in Seattle averaged 2.7 sacks per game, as the Seahawks advanced to the AFC Championship Game for the only time in their history. Prior to joining the Bills, Dyer served as defensive coordinator at Arizona State (1980-81) and at Michigan State (1977-79). He also coached for the Winnipeg Blue Bombers of the Canadian Football League from 1974-76 and had stints with San Jose State (1973) and Idaho (1972).

Dyer, 57, started his coaching career at Humboldt State (1964-66) before becoming head coach at Coalinga Junior College in Central California, in 1967. He was the defensive coordinator at Portland State from 1968-71.

As a player, Dyer was a center and linebacker at UC Santa Barbara from 1961-63. He attended San Gabriel High School in San Gabriel, Calif.

George (5/4/40), born in Alhambra, California, currently resides in Aurora, Colo., with his wife Marjorie. They have five children: sons George and Doak, and daughters Tami, Darci, and Marni.

### ALEX GIBBS — Assistant Head Coach / Offensive Line

*(Third season with Broncos • 14th in NFL)*



Alex Gibbs is in the third year of his second tour of duty with the Broncos in 1997, and his 34th year overall in coaching. He returned in 1995 to assume the role of assistant head coach/offensive line coach under head coach Mike Shanahan.

Gibbs, who coached in Denver from 1984-87, has coached for every team in the AFC West except the Seattle Seahawks. He was most recently with the Kansas City Chiefs (1993-94) as their offensive line coach.

In his first two years back in Denver, Gibbs has succeeded at the very task that

has formed the basis for his glowing reputation in the NFL: reducing the number of sacks allowed. Gibbs' offensive line has allowed just 57 sacks over the past two seasons — a dramatic reduction from the total of 55 allowed in 1994 alone, prior to Gibbs' return. The 57 sacks (26 in '95 / 31 in '96) are the sixth-fewest in the NFL over the past two seasons (third in the AFC) and lowest two-year total in franchise history.

The line has not only shown its proficiency in pass protection, but in run-blocking as well, propelling running back Terrell Davis to back-to-back 1,000-yard seasons — including a franchise-record 1,538 yards and a Pro Bowl invitation in 1996 — and the entire rushing game to the No. 1 ranking in the NFL. While the strength of the offensive line has been its ability to function as a unit, left tackle Gary Zimmerman has received individual acclaim with Pro Bowl honors each of the past two seasons.

It has been Gibbs' ability to mold that unit into one of the league's best that has allowed the Broncos' offense to put up the most prolific two-year totals in franchise history over the 1995-96 seasons. He had worked the same magic in Kansas City, dropping the Chiefs' sack total from 48 in 1992 to 19 in '94. Under his guidance, tackle John Alt and guard Will Shields earned Pro Bowl and consensus all-rookie honors, respectively, in 1993, as the Chiefs advanced to the AFC Championship Game.

## ASSISTANT COACHES

In 1992, Gibbs was the offensive line coach for the Indianapolis Colts, whose sack total dropped by 13 in the one season he was there. Prior to that, he spent the 1990-91 seasons in San Diego, where he helped put together a line that propelled the Chargers to the second-best rushing offense in the league in 1991 with an average output of 140.5 yards per game. The Chargers were the league's third-most potent rushing offense in 1990, averaging 141.1 yards per game.

Gibbs spent the 1988-89 season with the Los Angeles Raiders, where he coached with current Bronco head coach, and then-Raiders head coach Mike Shanahan. While at Los Angeles, he helped to groom the talents of guard Steve Wisniewski, who has been an All-Pro selection eight years running.

Gibbs had first become an NFL assistant in 1984 with the Broncos, serving as the club's offensive line coach for four seasons. He was part of a staff that saw Denver earn trips to two straight Super Bowls (XXI and XXII). Under Gibbs' guidance, guard Keith Bishop earned all-pro and Pro Bowl honors in 1986 and '87.

Gibbs coached at the collegiate level for 13 seasons before entering the pro ranks. He worked at Duke (1969-70) and Kentucky (1971-72) before moving to West Virginia (1973-74), where he worked under head coach Bobby Bowden. He then became the offensive coordinator/line coach at Ohio State (1975-78) where his line troops opened up the holes that enabled Archie Griffin to claim back-to-back Heisman Trophy awards. In 1979, Gibbs became offensive coordinator at Auburn, a position he held for three seasons. He then coached the offensive line at Georgia from 1982-83. Gibbs also spent three years at Mount Airy (N.C.) High School where he won a pair of state championships.

Gibbs, 56, is a native of Morganton, N.C., where he was a running back and defensive back at Davidson College. He studied pre-law and then earned his master's degree from the University of North Carolina at Chapel Hill in European history, and later received his doctorate in education from Auburn.

Gibbs is not the only athlete in his family. His son David was a defensive back on Colorado's 1990 National Championship team, where his teammates included current Broncos Alfred Williams and Tom Rouen. Gibbs' son Mark played at UCLA, and his son Chuck played for Army. David is currently the defensive coordinator/defensive backs coach at Minnesota.

Alex (2/22/41) resides in Englewood, Colo. He is the father of five children: sons Steve, David, Chuck and Mark, and daughter Sandy.

### MIKE HEIMERDINGER — Wide Receivers

*(Third season with Broncos • Third in NFL)*



Mike Heimerdinger is in his third year as the Broncos' wide receivers coach, coming off two successful seasons in which his receivers have helped propel the Broncos' offense to its most prolific two-year statistical showing ever.

Heimerdinger has not only enhanced the performance of his veteran receivers, but has also been influential in the development of young receivers such as Rod Smith, who has emerged in his two years under Heimerdinger's tutelage.

Heimerdinger came to Denver in 1995 from Duke University where he was the offensive coordinator and offensive backs coach in 1994. In his one season at Duke he directed an offense that finished 15th in the country in scoring (32.7 per game), putting up over 40 points on five occasions. The Blue Devils enjoyed one of the finest seasons in school history in 1994, finishing with an 8-3 regular season record and earning a bid to the Hall of Fame Bowl, only their second bowl appearance in 35 years.

## ASSISTANT COACHES

Heimerdinger also helped to develop the skills of running back Robert Baldwin, who led the Atlantic Coast Conference in rushing with 1,187 yards and also had 12 touchdowns.

The 44-year old Heimerdinger has a history of running successful offensive units. While coaching at Rice from 1989-93, he ran an attack that produced 1991 Doak Walker Award winner Trevor Cobb and quarterbacks Donald Hollas and Bert Emmanuel. The Owls pulled off a rare feat during Heimerdinger's tenure, as they produced the school's first back-to-back winning seasons since 1960-61.

Prior to his stay with Rice, Heimerdinger was the offensive coordinator at Cal State Fullerton in 1988. One of the offensive records that his unit produced that season was the school record for most points in a game (58).

Heimerdinger was also an assistant at the University of Florida in 1980, and then again from 1983-87. While at Gainesville, he was on the same staff as Broncos head coach Mike Shanahan (from 1980-83) and Bronco strength coach Rich Tuten (from 1979-88 and 1993-94). With Shanahan as offensive coordinator and Heimerdinger as receivers coach, the Gators were among the nation's top passing teams. They also enjoyed bowl success during Heimerdinger's tenure, as they played in the 1983 Gator Bowl and 1987 Aloha Bowl, while also posting identical 9-1-1 records in both 1984 and 1985.

In 1982, Heimerdinger coached the quarterbacks at North Texas after serving one season at Air Force. He started his coaching career as a graduate assistant at Florida in 1980 after a five-year stint as head coach at Johnsburn High School in McHenry, Illinois.

Heimerdinger earned his bachelor's degree in history in 1975 from Eastern Illinois, and his master's in administration from Northern Illinois. He played wide receiver at Eastern from 1970-74, and also played for the Panther's baseball team as a centerfielder, going to the Div. II College World Series in 1974.

Heimerdinger was born in Dekalb, Ill., on Oct. 13, 1952. He and his wife Kathie live in Highlands Ranch, Colo., with their daughter, Alicia, and son, Brian.

## GARY KUBIAK — Offensive Coordinator / Quarterbacks

(Third season with Broncos • Fourth in NFL)



Gary Kubiak is in his third season as Denver's offensive coordinator in 1997, after returning to the Broncos organization in 1995 with head coach Mike Shanahan. The pair coached together in 1994 in San Francisco, where Shanahan was offensive coordinator and Kubiak coached the quarterbacks, while fellow Broncos assistant coach Brian Pariani (tight ends) served as an offensive assistant.

Kubiak's return to Denver — where he had played quarterback behind All-Pro John Elway from 1983-91 — has been an overwhelming success, as his offensive unit has

produced the most prolific two-year statistical totals in franchise history.

The Broncos led the entire NFL in total offense in 1996 — the first time a Broncos club has done so — after figuring third (1st AFC) in '95 with a franchise-record 377.5 yards-per-game average. The '96 club set a new team record for total points (391) and tied the record for highest average gain per rush (4.5) which was set a year prior, in Kubiak's first season. Denver also produced the most rushing yardage (2,362) since the team record of 2,451 was set in 1978. Terrell Davis led the AFC in rushing (2nd NFL), broke five team records, was named AFC Offensive Player of the Year and was selected to his first Pro Bowl, while All-Pro quarterback John Elway continued to play at the top of his game in Kubiak's offense.

Davis and Elway joined tight end Shannon Sharpe and tackle Gary Zimmerman to give Denver four offensive players in the Pro Bowl. The 1996 Broncos offense, under Kubiak's direction, became just the fifth

## ASSISTANT COACHES

in NFL history to produce a 3,000-yard passer (Elway — 3,328), 1,500-yard rusher (Davis — 1,538) and 1,000-yard receiver (Sharpe — 1,062) in the same season.

Kubiak wasted no time making an impact in his first season as offensive coordinator, as the 1995 Broncos broke team records for points scored (388), total yards (6,040), passing yards (4,260), first downs passing (205) and highest average gain per play (5.7; tops in the AFC). Individually, wide receiver Anthony Miller topped the 1,000-yard mark (1,079) and set a franchise record for touchdown receptions (14), while Davis topped the 1,000-yard rushing mark (1,117) and finished second in the NFL Rookie of the Year balloting. Overall, three members of the Broncos' offensive unit — Miller, Sharpe and Zimmerman — were chosen to play in the Pro Bowl.

During the 1994 season, Kubiak coached the league's most dominating quarterback, Steve Young, in San Francisco. Young not only led the 49ers to a victory in Super Bowl XXIX, but he also earned Super Bowl MVP honors, as well as the NFL's Most Valuable Player award, besides setting numerous passing records during the campaign. He also became the NFL's all-time passer-rating leader and the first quarterback to lead the league in passing four years in a row.

Prior to his year in San Francisco, Kubiak coached the running backs at his alma mater, Texas A&M, from 1992-93. During his two seasons the Aggies posted a record of 22-3 and played in back-to-back Cotton Bowls. His star pupil at A&M was Greg Hill, a first-round pick by the Kansas City Chiefs in 1994. Hill was second-team All-America as a junior (*The Sporting News*) and first-team All-Southwest Conference, as well as an All-SWC pick as a senior by the *Dallas Morning News*, despite missing four games. He rushed for 2,046 yards and 21 touchdowns in Kubiak's two years at College Station. Also in Kubiak's backfield was current Broncos fullback Detron Smith, as well as eventual All-America running back Leeland McElroy, youngest brother of current Bronco Reggie McElroy and a second-round pick by Arizona in 1996.

Prior to his coaching career, Kubiak played nine seasons (1983-91) as a quarterback for the Broncos. During that time he was a member of three Super Bowl teams and appeared in a total of 14 playoff games. He played in 119 games for Denver (second all-time among quarterbacks behind John Elway), with five starts over that period (4-1 record). He completed 173 passes in 298 attempts for 2,020 yards, with 16 interceptions and 14 touchdowns. He also rushed for 238 yards and two touchdowns. His completion percentage of .581 is the second-best mark in team history. He also holds the Broncos' single-season record for interception avoidance with a mark of .013 (one interception in 75 attempts), set in 1984.

Kubiak's finest moment as a Bronco was probably in his final performance in a Denver uniform, when he relieved an injured John Elway in the 1992 AFC Championship Game at Buffalo (1/12/92) and completed 11-of-12 passes for 102 yards and added 22 yards rushing, as the Broncos fell to the Bills 10-7. He entered the game in the fourth quarter and drove the Broncos into Buffalo territory three times, including an 85-yard touchdown drive that cut Denver's deficit to three points. Kubiak was an eighth-round draft pick of the Broncos in 1983.

As a player at Texas A&M, Kubiak made the Player's All-SWC team in 1982 and earned appearances in the Blue-Gray and Hula Bowl all-star games. In 1982 he led the SWC in attempts (324), completions (181), percentage (55.9), yardage (1,948), touchdowns (19) and total offense (1,885). As a junior he set conference records for touchdown passes in a game (six against Rice) and percentage in a game (19-21 for 90.5% against Arkansas), and ranked second in the SWC in passing (1,908) and total offense (1,986). He has a degree from A&M in physical education.

While at St. Pius High School in his native Houston, Gary made all-state, all-district, and All-America and set the state passing record with 6,190 yards. He lettered four years in football, basketball, and baseball, and made all-state in all three sports in both his junior and senior years. He was also all-state twice in track.

Gary (8/15/61) and his wife Rhonda reside in Greenwood Village, Colo., with their three sons, Clint, Klay and Klein.



## ASSISTANT COACHES

**BRIAN PARIANI — Tight Ends**  
(Third season with Broncos • Eighth in NFL)

Brian Pariani is in his third year as the Broncos' tight ends coach after spending the previous five seasons (1990-94) with the San Francisco 49ers, coaching alongside Broncos head coach Mike Shanahan and Broncos offensive coordinator Gary Kubiak.

He inherited the league's top tight end in Shannon Sharpe, who has gone on to earn his fourth and fifth straight Pro Bowl invitations in Pariani's first two seasons. Last year Sharpe set career highs for receiving yardage (1,062) and touchdowns (10), while posting his second-most receptions (80) to lead all NFL tight ends in each

category, en route to All-Pro honors.

Overall, Pariani's tight ends have caught more passes (186) for more yards (2,204) over the last two seasons than any other group of tight ends in the NFL. That productivity has helped propel the Broncos' offense to the most prolific two-year totals in franchise history, highlighted by a No. 1 total offense ranking in the AFC in 1995 and the top ranking in the entire NFL in '96, as well as numerous franchise records.

Pariani started his NFL coaching career in 1990 as a scouting assistant with the 49ers. He then became the team's offensive coaches' assistant for the next four seasons, working directly with the offensive coaches and quarterbacks, assisting with daily practices and game plans. The 49ers' offense led the league in total yards in 1992 and '93, and scored a team-record 505 points and 62 touchdowns in '94 en route to a Super Bowl title.

After earning his political science degree from UCLA in 1989, Pariani served as a graduate assistant with the Bruins, helping head coach Terry Donahue's offense during the 1989 season.

Pariani attended Marin (Calif.) Catholic High School where he played football, baseball and basketball. He is a native of San Francisco, Calif. (7/2/65). He and his wife Stephanie reside in Castle Pines, Colo.

**RICKY PORTER — Offensive Assistant**  
(First season with Broncos • Second in NFL)

Ricky Porter is in his first year on the Broncos' staff, taking over as an offensive assistant after spending the 1996 season in the same capacity with Tampa Bay.

Prior to his stint with the Buccaneers, Porter worked as a scout for National Football Scouting in 1995, where his primary responsibility was assessing talent in the Ohio Valley region.

Porter has had previous NFL coaching experience with Buffalo (1991), New Orleans (1993) and Detroit (1994) through the league's Minority Coaching Fellowship Program. His first full-time experience came

at his alma mater, Slippery Rock State, where he coached the running backs and special teams in 1990-91 before moving on to handle the same responsibilities at Kent State from 1992-93.

The 37-year-old Porter played five years in the NFL with Detroit (1982), Baltimore (1983) and Buffalo (1987-89). Porter also played for the USFL's Memphis Showboats in 1985 and the CFL's Montreal Alouettes from 1986 until the club folded during the 1987 season. The Alouettes' director of football operations at that time was Marv Levy who was later responsible for bringing Porter to Buffalo.

## ASSISTANT COACHES

A member of the Slippery Rock Sports Hall of Fame, Porter was the first player ever drafted from the Division II school, chosen by Detroit in 1982 after rushing for 3,124 yards over his four-year career. A three-time all-conference, two-time All-America and two-time team MVP, Porter led the nation in rushing as a senior in 1981, and also starred for the Rockets' baseball and track teams. In 1990 he put his baseball skills to use as a member of the Baltimore Orioles' AAA Rochester Red Wings. Porter holds a bachelor's degree in communications from Slippery Rock and is in the final stages of completing his master's degree in athletic administration.

A native of Sylacauga, Ala., Porter grew up in Baltimore, Md., where he was a three-sport star at Milford Mills High School. He is a member of the Fellowship of Christian Athletes, and while at Slippery Rock in 1982 was named ESPN's Amateur Athlete of the Week. Ricky and his wife, Carla, reside in Highlands Ranch, Colo., with their son, Armani (11/3/95).

**GREG ROBINSON — Defensive Coordinator**  
(Third season with Broncos • Eighth in NFL)

Greg Robinson is in his third season as the Broncos' defensive coordinator in 1997 after spending the previous five seasons with the New York Jets. He was the Jets defensive coordinator in 1994, and was the team's defensive line coach the previous four years. While there he worked with Broncos defensive backs coach Ed Donatell (1990-94) and Director of Pro Scouting Jack Elway (1990).

In his two years as defensive coordinator, Robinson had guided a steady and dramatic improvement in the Broncos' overall defensive ranking, surging from 28th

the year prior to his arrival ('94) to fourth in '96. That ranking was buoyed by a No. 1 standing against the rush for only the second time in franchise history, paving the way for the lowest yardage total allowed (4,470) by a Broncos team since 1978. The defense set franchise records for fewest rushing yards allowed in a 16-game/non-strike season and fewest rushing first downs in a 16-game season, while allowing just two opponent backs to rush for 100 yards.

The defensive unit featured five players who would earn Pro Bowl honors — Steve Atwater, Tyrone Braxton, Michael Dean Perry, Bill Romanowski and Alfred Williams — as well as several promising younger players who continue to blossom under Robinson's tutelage. While the No. 4 ranking leaves little room to climb in the league-wide statistics, the opportunity for further dramatic strides exists with the acquisition of several talented veteran free agents, spearheaded by defensive end Neil Smith, who should make the Broncos' defense even more formidable in 1997.

Robinson set out to upgrade the defense immediately in his first year, improving the Broncos' total defense ranking 13 places to 15th in 1995. His defense posted one shutout during the season (27-0 over Oakland on Monday Night Football, Oct. 16) and held opponents under 100 points on three other occasions. Atwater represented the Broncos' defense in Honolulu with his sixth straight invitation to the Pro Bowl.

During his last four years with New York, Robinson's defense forced 151 turnovers, most in the AFC and second-most in the NFL during that span (Philadelphia was first with 155). They also improved from 27th in the league in total defense in 1989 (374.6 yards per game) to eighth in 1993 (294.5 yards per game). As the defensive coordinator in 1994, his defense tied with Kansas City for second in the AFC and the NFL in takeaways (38), two behind New England. They finished the season with 29 sacks and gave up just 20 points per game, 6th best in the AFC.

The Jets' defensive line also saw dramatic improvement under Robinson's tutelage. They were fifth in the NFL in rush defense in 1993



## ASSISTANT COACHES

(92.1 yards per game — down from 133.5 in 1989) and improved to 17th in the NFL in pass defense (202.4 yards per game), while 18 of the defense's 32 sacks were produced by the line. The defense also ranked No. 1 in the AFC against the run in 1991 (90.1 yards per game — a 36-yard improvement over 1990) and recorded 35 sacks.

Robinson has also been instrumental in the development of many young players, including defensive linemen Jeff Lageman and Marvin Washington, and linebacker Mo Lewis while with the Jets. Lageman and Washington combined for 54.5 sacks from 1990-94, with Lageman leading the team with 6.5 in 1994, 8.5 in '93 and '91, and Washington leading the way with 8.5 in 1992. Lewis led the team in tackles in 1994 with 155, had four interceptions, six sacks and five forced fumbles.

Prior to his stay in New York, Robinson coached for eight years at UCLA (1982-89) under head coach Terry Donahue, primarily as a defensive assistant but also as an offensive coordinator in 1989. He had been promoted to assistant head coach for the 1990 season, but opted to join the Jets instead.

While at UCLA, Robinson coached the defensive line for the Bruins from 1982-88. Many of his former pupils have moved on to the NFL, including 1995-96 Bronco Mike Lodish and former Washington Redskin Jim Wabler. His run defense was in the Top 10 in the nation in 1987 and '88, allowing just 95 yards per game over two seasons. In 1985, the Bruins led the nation in defense against the run at 70.3 yards per game. Their defense also averaged over 40 sacks a year from 1985-88.

During his one season on the offensive side of the ball, Robinson helped groom the talents of several future NFL players, including former Broncos quarterback Tommy Maddox, Dolphins wide receiver Scott Miller and Chiefs wide receiver Sean LaChapelle. The Bruins' 1989 offense also produced two All-Americans in center Frank Cornish (Charger, Cowboys, Jaguars, Eagles) and tight end Charles Arbuckle (Saints, Chargers, Colts).

Robinson coached at North Carolina State from 1980-81 where he helped recruit former Wolfpack linebacker and current Broncos linebackers coach Frank Bush. He coached at Cal State Fullerton from 1977-79 and at the University of the Pacific from 1975-76, where he worked with the wide receivers as a graduate assistant, and later the defensive line.

A native of Los Angeles, Robinson began his collegiate playing career as a linebacker at Bakersfield Community College from 1970-71, playing on a team that was ranked No. 1 in the nation. He then went on to play linebacker, center and tight end at the University of the Pacific from 1972-74. He earned his bachelor's degree in political science from Pacific in 1975. Robinson is a graduate of Garces High School in Bakersfield, Calif.

Robinson, 45 (10/9/51), lives in Aurora with his wife Laura and his son Dominic, and daughters Lindsay and Leslie Ann.

### GREG SAPORTA — Administrative Asst. / Strength and Conditioning

*(Third season with Broncos • Third in NFL)*



Greg Saporta is in his third season as administrative assistant in the strength and conditioning department for the Broncos. Saporta and Barney Chavous assist Head Strength Coach Rich Tuten in running the strength and conditioning program for the Bronco players.

Saporta came to the Broncos in 1995 from the University of Florida where he spent two separate stints as an assistant strength coach under Tuten. He originally began as a student assistant at Florida in 1981. He became assistant strength coach in 1985. He held that position until 1988,

## ASSISTANT COACHES

when he went to the University of North Carolina to assume the same position from 1988-92, once again working with Tuten, who had taken a position as Strength Director. Saporta then returned to Florida in 1992 to resume his position as assistant strength coach, which he held until April 1995 when he joined the Broncos' staff. He also coached with Broncos head coach Mike Shanahan and wide receivers coach Mike Heimerdinger at UF.

During his time at both Florida and North Carolina, Saporta worked with many athletes who went on to enjoy success in the NFL, including former Broncos players Ray Jacobs and Rondell Jones (North Carolina), as well as 1996 Broncos draftee Mark Campbell (Florida).

Saporta, 40, received his bachelor's degree in physical education with a concentration in exercise physiology from Florida in 1985. He previously had attended Buffalo State University in New York, where he lettered for two years in football and rugby, as well as participating in track. Greg has also worked in the past with Big Brothers and Big Sisters.

Saporta, born Feb. 18, 1957, is originally from Manhattan, N.Y., and attended Roosevelt High School in Yonkers, N.Y., where he lettered in football for three years. He resides in Denver, Colo.

### RICK SMITH — Defensive Assistant

*(Second season with Broncos • Second in NFL)*



Rick Smith is in his second year on the Broncos' coaching staff, working on the defensive side of the ball as a defensive assistant. In his first year, Smith helped coach a defensive unit that improved to No. 4 in the NFL — including a No. 1 ranking against the run for just the second time franchise history. The defense set or tied three different franchise records in 1996, and figures to be even more formidable in '97 with the acquisition of several veteran free agents and another strong draft crop.

Smith was hired April 3, 1996, following a two-year stint as defensive backs coach at his alma mater, Purdue. He had left Purdue in February to accept a coaching position at Texas Christian, but spent just one month there before being hired by the Broncos.

A 1992 Purdue graduate, Smith began his coaching career with the Boilermakers shortly after his graduation, serving as the school's assistant strength and conditioning coordinator. In that role, Smith worked exclusively with football, volleyball and wrestling before being promoted to the role of interim strength and conditioning coordinator during the summer of 1993. While coaching at Purdue, Smith began graduate studies in educational administration, and received his master's degree in the summer of 1995.

Smith was a starter at strong safety and defensive captain for Purdue as a senior in 1991.

A native of Petersburg, Va., Smith attended Meadowdale High School in Dayton, Ohio.

Smith, a member of the Fellowship of Christian Athletes, is single and makes his home in Denver.

## ASSISTANT COACHES

**JOHN TEERLINCK — Pass Rush Specialist**  
(First season with Broncos • Ninth in NFL)

John Teerlinck joined the Broncos' coaching staff in February 1997 to handle the newly-created position of pass-rush specialist. Teerlinck has established himself as one of the NFL's best in that area in his eight seasons in the league, and is largely responsible for the development of several of the league's most feared pass rushers.

Teerlinck comes to Denver from Detroit where he spent two seasons as the Lions' Assistant Head Coach/Defense. While there he dramatically improved the club's sack totals, posting an average of 37 per season, up from a total of 28 the year prior to his arrival. His 1995 squad registered 42

sacks for an NFC-high 317 yards lost. Individually, Henry Thomas posted a career-high 10.5 sacks under Teerlinck's guidance in 1995 — the most by a Lion since 1988 — and in '96 Robert Porcher notched a career-high 10 to lead the team.

Prior to his two-year stint in Detroit, Teerlinck spent three years as the defensive line coach for the Minnesota Vikings. Under his tutelage, the Vikings' defensive line was known for its dominating play and relentless pursuit of opposing quarterbacks. Three of the four linemen he coached in Minnesota were named All-Pro. The Vikings led the league in rushing defense each of his last two seasons (the Vikings limited their opponents to 68.1 yards per game in 1994, the fourth-fewest in NFL history) as Minnesota led the league in total defense in 1993 and finished fifth in 1994.

In 1993, the Vikings led the NFC in defense against the run and finished third in the league in sacks-per-pass-play. Also in 1993, the Vikings' front four totaled 41 sacks, the most by any defensive line in the league and more than 16 other entire teams in the league. The Vikings' 51 sacks in 1992 were the second-most in team history and Chris Doleman was named the NFC's Defensive Player of the Year. Teerlinck has the distinction of tutoring two conference defensive players of the year: current Bronco Michael Dean Perry in 1989 while Teerlinck was the Cleveland Browns' defensive line coach, and John Randle in Minnesota, whom Teerlinck groomed from an undrafted rookie to a consensus All-Pro in 1993-94.

Teerlinck spent one season with the Los Angeles Rams (1991) before joining the Vikings staff, and prior to that spent two seasons with Cleveland (1989-90) where the Browns set a franchise record in 1989 with 45 sacks. He began his pro coaching career in 1983 under the late George Allen with the USFL's Chicago Blitz, who would later become the Arizona Wranglers. The team led the USFL in defense and sacks in each of his three seasons. Teerlinck's players also held nine of the 12 All-USFL defensive line spots available during the league's three-year existence.

Teerlinck spent three years (1980-82) at the University of Illinois under Mike White before moving into the pro ranks. During Teerlinck's tenure, the Fighting Illini had back-to-back winning seasons (1981-82) and played in their first bowl game since the early 1960s. Teerlinck spent two years (1978-79) as the defensive coordinator at Eastern Illinois, along with Broncos Head Coach Mike Shanahan, prior to joining the Fighting Illini staff. In 1978, the Panthers won the NCAA Division II national title with Teerlinck and Shanahan on the coaching staff. His first coaching job was at Iowa Lakes Junior College in 1977 after being released from the San Diego Chargers' roster in late August.

A fifth-round draft choice by San Diego in 1974, Teerlinck started two games at defensive end his rookie season. He started five of the first six games at defensive tackle in 1975 before suffering an eventual career-ending knee injury.

Teerlinck earned Little All-America honors and was co-captain as a senior at Western Illinois. He was the team's defensive MVP after posting 122 tackles and 14 sacks in 1973. He still holds a share of the

## ASSISTANT COACHES

school's single-game record with four sacks in a 1973 contest.

A 45-year old native of Rochester, N.Y., Teerlinck was named All-Chicago Catholic League at Fenwick High School. He holds a bachelor's degree in physical education from Western Illinois and earned a master's degree in education from Eastern Illinois. In 1986 he opened a highly successful brokerage business in Phoenix, Ariz.

John and his wife, Sue, have five children: Ann, Bill, Mark, Molly and Mary.

**BOBBY TURNER — Running Backs**

(Third season with Broncos • Third in NFL)



Bobby Turner is in his third season as the Broncos' running backs coach, a position he took over in 1995 after serving as assistant head coach, offensive coordinator and running backs coach at Purdue.

Turner has achieved great success in his first two seasons in Denver, grooming All-Pro back Terrell Davis — who has rushed for over 1,000-yards in each of his first two NFL seasons — and helping the Broncos to lead the league in rushing in 1996 for the first time in franchise history. Davis set five franchise rushing records in '96 under Turner's guidance, as he blossomed into one of the league's finest running backs.

The '96 Broncos' league-leading total of 2,362 rushing yards was the second-highest single-season mark in franchise history, trailing only the 2,451 yards gained by the 1978 squad.

Turner wasted no time in 1995 making his mark in Denver, leading the running game to its highest yardage total since 1991 with 1,995 yards on the ground. Davis, then a rookie, topped the 1,000-yard plateau (1,117) and went on to finish second in the Associated Press Rookie of the Year balloting. Overall, the Denver offense posted the most prolific numbers in franchise history in 1995, thanks in part to a balanced rushing and passing game.

During Turner's tenure at Purdue the Boilermakers' running game and entire offense improved each season, going from 106th in the nation in 1990 to 12th in '94, a season in which it set numerous school records and ranked nationally in many categories, including rushing touchdowns (36) and average per carry (5.01). Their offense produced 336 points, the highest Purdue total since 1969. Turner's backfield also produced the school's first 1,000-yard rusher in 18 years in All-Big 10 second-leader, and current Tampa Buccaneers, Mike Alstott (1,188 yards and 14 TDs).

Seven different Boilermakers rushed for more than 100 yards in a game in 1992, and in 1991 Turner coached the Big Ten Freshman of the Year in running back Corey Rodgers, as well as Jeff Hill, now of the Cincinnati Bengals.

Turner served in the same capacity at Ohio State from 1989-90, during which time the Buckeyes went to two bowl games and had one of the best running games in the Big Ten. His 1990 backfield of former Bronco Butler By'not'e, Robert Smith (Vikings), Scottie Graham (Bengals), Raymont Harris (Bears) and Jeff Cothran (Bengals) was rated No. 1 in the nation by *The Sporting News*, producing a 1,000-yard rusher in Smith. He finished the season with 1,126 yards and eight touchdowns, and was named Big Ten and National Freshman of the Year.

In 1989 the Buckeyes ranked No. 1 in Big Ten rushing at 241 yards per game, as well as No. 1 in total offense and scoring, coming within 16 yards of having two 1,000 yard rushers (Carlos Snow, 1,031 yards; Graham, 984). On the day of his first game at OSU, Turner's daughter Kiaana was born at the university hospital just 500 yards away from Ohio Stadium.

Prior to his stint at Ohio State Turner coached the running backs at Fresno State (1983-88) and at his alma mater, Indiana State (1975-82). At Fresno he coached future pros Lavale Thomas (Packers), Anthony Mosely (Bears, Raiders) and Aaron Craver (Dolphins, Broncos, Chargers). He accepted a position as running backs coach at ISU in 1975 and spent three of his eight seasons there (1976, '77, '82) as the defensive backs coach in addition to five years as special teams coordinator (1978-82). At ISU, Turner recruited and coached two All-



## ASSISTANT COACHES

Americans: Wayne Davis (Chargers, Redskins) and Vencie Glenn (Chargers, Vikings, Giants).

Turner also had an opportunity to be an assistant coach on ISU's 1979 Larry Bird-led Final Four basketball team but turned down the offer to concentrate on coaching football. He began his coaching career at Haworth High School in Kokomo, Ind., as an assistant football and basketball coach, and in 1993 was inducted into the Indiana High School Basketball Hall of Fame.

A native of East Chicago, Ind. (5/6/49), Turner enjoyed a fine career as an all-conference defensive back at Indiana State, where he played both football and basketball. He set the school record as a sophomore with nine of his 16 career interceptions, including two returned for touchdowns. He earned his bachelor's degree in health and physical education in 1972 and his master's from ISU in education/administration in 1976.

Turner, 48, attended East Chicago Washington High School where he was one of only two athletes in the school's history to play four sports (football, basketball, baseball, and track). He and his wife Kimberly have three daughters, Nacole, Krishana and Kiaana, and make their home in Aurora, Colo.

## RICH TUTEN — Strength and Conditioning

*(Third season with Broncos • Third in NFL)*



Rich Tuten is in his third season as the Broncos' strength and conditioning coach. He coordinates the organization's entire strength and conditioning program with assistants Greg Saporta and Barney Chavous.

Tuten came to the Broncos in 1995 from the University of Florida, where he was the Director of Strength and Conditioning from 1980-88, and also from 1993-94. He was the Athletic Strength Director at the University of North Carolina from 1989-92.

While at both schools, Tuten supervised the strength and conditioning programs for every sport. With UF he also

served as the head strength and conditioning coach for the nationally ranked Gator football team. He played a key role in designing Florida's current strength and conditioning complex.

At North Carolina Tuten helped the Tar Heels make major advancements in their strength and conditioning program, helping them to be able to compete with the top collegiate programs in the country. Besides his work at collegiate institutions, Tuten is also a member of the National Strength and Conditioning Association.

Tuten has worked with many athletes who have gone on to enjoy success in the National Football League, including Neal Anderson (Bears), Ricky Nattiel (former Bronco), John L. Williams (former Seahawk and Steeler), Errict Rhett (Buccaneers) and current Bronco linebacker Godfrey Myles at Florida, as well as former Broncos Ray Jacobs (Panthers) and Rondell Jones (Ravens) at North Carolina.

Tuten, 43, has also coached with three current members of the Broncos coaching staff. He coached with Broncos head coach Mike Shanahan and wide receivers coach Mike Heimerdinger at Florida from 1980-83, and with his assistant Greg Saporta at both Florida and North Carolina over the last 15 years.

A 1979 Clemson University graduate, Tuten was a three-year letterman and starting nose guard for the Tigers. He was named to the All-America Strength team in 1978 and was part of the 1978 Atlantic Coast Conference champion Tiger squad. Tuten registered nine tackles and three sacks against Maryland that season to help clinch the conference title. He was named ACC Defensive Player of the Week for his efforts. He received his degree in therapeutic recreation from Clemson in 1978.

Tuten, born Dec. 30, 1953, attended Wakefield High School in Arlington, Va., where he participated in football, wrestling and track. He is a native of Columbia, S.C. He and his wife Donna reside in Highlands Ranch, Colo., with their two sons Will and Matt.



## PLAYER PERSONNEL



Wide Receiver Ed McCaffrey played a key role on a Broncos offense that ranked No. 1 in the NFL in 1996, posting a career high with seven touchdown receptions. Among those was John Elway's 250th career TD pass, versus Seattle in Denver's AFC West-title clinching victory December 1.



## PLAYER PERSONNEL

**NEAL DAHLEN**  
Director of Player Personnel

Neal Dahlen is in his second season as the Broncos' Director of Player Personnel, and his 34th year overall in football.

As player personnel director, Dahlen is involved in all aspects of player acquisition for the Broncos. He was hired March 4, 1996, renewing his association with Mike Shanahan, with whom he had worked while Shanahan was the San Francisco 49ers' offensive coordinator from 1992-94.

Dahlen spent 17 years with the 49ers organization, beginning in 1979 as a part-time assistant to the coaching staff. In 1984 he took on full-time duties as director of research and development, and later served as the team's coordinator of football operations.

During his final three years in San Francisco Dahlen held the title of coaching administrator/financial liaison, a role that saw him work directly with 49ers head coach George Seifert on player personnel and management matters. He was primarily involved with monitoring financial affairs relating to player personnel, acting as the coaching staff liaison with the administrative staff, and was responsible for the acquisition of free agent players, negotiating player contracts, and developing game plan scouting reports for the defensive coaching staff.

A physical education major at San Jose State, Dahlen graduated in 1963 and earned his master's degree from the school in '64.

Born in Spokane, Wash., April 13, 1940, Dahlen and his wife, Nancy, make their home in Aurora, Colo. They have four grown children: Laurie, Sherri, Christy and Tim.

**JACK ELWAY**  
Director of Pro Scouting

Jack Elway is in his fifth year with the Broncos' scouting department and his third as Director of Pro Scouting. Elway began his association with the Broncos organization in 1993 as a pro scout, a position he held for two seasons before being promoted to his current post in the 1995 off-season.

Prior to coming to the Broncos, Elway was head coach of the Frankfurt Galaxy in the World League (1991-1992) and scouted for the New York Jets (1990). He has also enjoyed an outstanding career as a college head coach at Cal State Northridge

(1976-78), San Jose State (1979-83), and Stanford (1984-88).

Elway also was head coach at Port Angeles (Wash.) High School and Grays Harbor (Wash.) Community College (1961-66), and served in assistant roles at Montana (1967-71) and Washington State (1972-75). He posted a .650 winning percentage as a head coach and assistant coach on the high school, community college, Division I and Division II levels during his 34 seasons before moving into the pros. Always noted for creative, multi-dimensional offenses, Elway also has served as head coach in the Blue-Gray Game and East-West Shrine Game.

Elway, 66, a native of Hoquiam, Wash., played quarterback at Washington State, where he earned both bachelor's and master's degrees.

## PLAYER PERSONNEL

Jack and his wife Jan have three children, Lee Ann, John Jr., and Jana. John Jr. was the No. 1 pick in the 1983 NFL draft and has led the Broncos to three Super Bowl appearances.

**TED SUNDQUIST**  
Director of College Scouting

Ted Sundquist is in his sixth season with the Broncos organization and his second in the capacity of Director of College Scouting after spending the 1995 season apprenticing under former college scouting director Jerry Frei. He was promoted to his current post following the 1996 draft, after two years as a college scout.

His duties include overseeing the Broncos' entire college scouting process, in particular, managing the scouting department's budget, division of territory, and travel itinerary. As testament to his

prominence within the league's scouting profession, Sundquist was selected in 1997 to sit on the five-member Executive Committee of National Football Scouting, Inc.

Sundquist spent his first three years with the Broncos in the Player Personnel department as a player personnel assistant, working closely with Jack Elway in opponent scouting, veteran player evaluation, development of computer scouting analysis systems and scouting the Western region.

Sundquist, 35, played collegiately at the Air Force Academy before graduating into the coaching ranks. He joined the Air Force coaching staff for the 1984 season, and returned for the 1988-91 seasons. Between those two stints, Sundquist served as an Air Force Intelligence Officer in Berlin, Germany from 1986-88.

Along with his coaching duties Sundquist was also the head coach for the USAFA Preparatory School (1990-91) and took an active part in scouting for the Falcons.

Sundquist has also had considerable athletic experience outside of football, having been a member of the U.S. National Bobsled Team from 1984-88, and competing in the Olympic Trials in that sport in '88.

A Houston, Texas, native, Sundquist earned his master's degree in public administration from the University of Colorado in 1992.

Ted was born May 1, 1962 in Houston, where he attended Spring Woods High School. He and his wife, Amy, make their home in Aurora, Colo.

**JERRY FREI**  
College Scouting Consultant

Jerry Frei, in his 21st year with the Denver Broncos — and his 46th as either a coach or scout in professional or college football — began a new role in 1996 as a college scouting consultant.

After spending the 1994 and '95 seasons as Director of College Scouting, Frei scaled back his duties beginning last season as Ted Sundquist assumed the director's role. Frei is still involved in the Broncos' college scouting process, but, at his request, has assumed a lighter workload since Sundquist's appointment.



## PLAYER PERSONNEL

Frei's history with the Broncos includes time as both a scout and assistant coach. He coached for the Broncos from 1972-75, and again from 1981-82, before moving into the scouting department the following season. Frei has been an area scout and has performed a variety of administrative roles within the scouting department for the Broncos organization.

Frei's initial tenure as the Broncos' offensive line coach from 1972-75 was his first in professional football, and was followed by a two-year stint in the same capacity with the Tampa Bay Buccaneers (1976-77) and a three-year stint with the Chicago Bears (1978-80), prior to his return to the Mile High City in 1981.

His professional coaching career was preceded by a long and successful assistant and head coaching career in the collegiate ranks at the University of Oregon. Frei joined the Ducks' coaching staff as an assistant in 1955 and served in that role through the 1966 season before succeeding Len Casanova as head coach in 1967. Oregon compiled a 22-29-2 record during his five years as head coach, including a 1970 record of 6-4-1 that was good enough for second place in the Pacific-8 Conference. His 1970 and '71 teams featured two future NFL stars: Dan Fouts at quarterback and Bobby Moore (now Ahmad Rashad) at running back.

Frei, 73, is a University of Wisconsin graduate, and was an offensive lineman on the standout Badger teams of 1942, '46 and '47. His collegiate career was interrupted by service in the U.S. Military in World War II, during which he flew 67 Pacific missions in a P-38 for the U.S. Army Air Corps.

His first collegiate coaching experience came from 1952-54 at Willamette University in Salem, Ore.

Jerry and his wife Marian have five children: sons David and Terry, and daughters Judy, Susan and Nancy.

## DAVE BLANDO

Director of Salary Cap and Football Finance Administration



Dave Blando is in his first year with the Broncos organization, hired March 10, 1997 to handle the newly-created role of Director of Salary Cap and Football Finance Administration.

Blando came to the Broncos from the Miami Dolphins, with whom he held the position of Salary Cap and Information Management consultant. He worked with the Dolphins for five months, implementing various methods for analyzing the salary cap and player information. Blando also assisted in the management of the salary cap and future projections.

Prior to his stint with the Dolphins, Blando spent three years with the National Football League's main office in New York City as Manager of Player Information and Research for the NFL Management Council. He played an integral role in such areas as Dally Salary Cap Reconciliation, Rookie Pool, Free Agent Analysis and Market Valuation. He is responsible for the introduction of widespread use of relational databases for salary cap analysis.

Before working for the NFL, Blando worked for the Boeing Company in Seattle, Wash., as a financial analyst. His main areas of specialization there included the responsibility for estimating revenue and expenditures.

Blando received his degree in business administration in 1984 from Northern State University in his hometown of Aberdeen, S.D. He is single and makes his home in Denver.

## PLAYER PERSONNEL

BOB BEERS  
College Scout

Bob Beers is in his third season with the Broncos' scouting staff, joining the organization in June 1995 after a very successful season on the coaching staff of the World League's Amsterdam Admirals. He is responsible for scouting the Western United States.

With Beers as offensive coordinator in 1995, the Admirals compiled a 9-1 regular season record and advanced to the World Bowl. Amsterdam's regular season record equaled that of the 1991 London Monarchs, tying the club for the best record in WLAF history.

Prior to his stint with the Admirals, Beers served two seasons as head coach at Western Montana where he guided the program to Frontier Conference titles and earned Coach of the Year honors both seasons. His 1994 team claimed the conference title and garnered the school's first ever berth in the NAIA national playoffs, advancing to the Final Four and finishing with an 8-3 record. The Bulldogs finished second in the nation in passing (3,535 yards) and total offense (5,000), and 10 Bulldogs earned All-America honors, including two first-teamers.

In 1993, the Western offense set 23 school records, led the nation in passing (3,069 yards) and finished second in total offense (4,206).

Beers began his coaching career as a graduate assistant at the University of Montana before moving on to Montana Tech where he served as defensive coordinator from 1972-74. He then spent 10 years in the prep ranks of Montana and Oregon before returning to the Montana as offensive line coach under Don Read. He entered the professional ranks in 1990 as offensive coordinator for the Frankfurt Galaxy of the World League before returning to the collegiate ranks to begin his two-year stint as head coach at Western Montana.

A 1965 graduate of Sunset High School in Beaverton, Ore., Beers earned his bachelor's degree from the University of Montana where he was an All-America linebacker as a junior and senior. Bob and his wife Janelle have three children: son Bobby (24), who was an All-America wide receiver for the Bulldogs; daughter Carrie (23), a student at Western; and daughter Joey (6).

## MARV BRADEN

College Scout



Marv Braden is in his third year with the Denver Broncos scouting staff, and his seventh overall with the organization. Braden, an area scout for the Southeast region, previously coached the Broncos' special teams unit from 1977-80. He returned to Denver in 1995 to assume his current post after spending the previous five years as the special teams coach for the Cincinnati Bengals.

Braden brings a great deal of NFL experience to his position, having coached in the league for 18 seasons, and in the collegiate ranks for 14 seasons prior to that.

As an NFL special teams coach he tutored 13 players who earned Pro Bowl honors in coaching stints with Denver, San Diego (1981-85), St. Louis/Phoenix (1986-89) and Cincinnati (1990-95). Four times from 1977-85 Braden's special teams units ranked first overall in the

## PLAYER PERSONNEL

NFL in comprehensive team rankings, including twice with the Broncos (1977 and '79) and twice with the Chargers (1982 and '85).

Braden, a linebacker at Southwest Missouri State during his collegiate playing career (1956-59), was an assistant coach at Northeast Missouri State (1967-68), Iowa State (1973), Southern Methodist (1974-75) and Michigan State (1976). He held head coaching positions at Northeast Missouri State and California Western (U.S. International), compiling an overall record of 36-21-2, before joining the professional coaching ranks.

A native of Kansas City, Mo., Braden and his wife, Becky, have a married daughter, Janice Bartkowski, and a grandson.

## SCOTT DiSTEFANO

College Scout



Scott DiStefano is in his 15th year with the Broncos' personnel department, continuing to scout the Midwestern region.

DiStefano, 40, was a quarterback at Colorado State from 1976-80. Following his playing career he joined the coaching staff at CSU as a graduate assistant, a role in which he served for two seasons (1980-81) before coming to the Broncos.

A native of Alliance, Ohio, DiStefano was an all-conference quarterback in 1975 at Alliance High School, the same school that produced Pro Football Hall of Fame quarterback Len Dawson. Among the hon-

ors bestowed upon him was the 1974 Massillon (Ohio) JayCee's conference sportsmanship award, a prestigious honor from such a football-rich region of Ohio.

Scott makes his home in Chicago.

## DAVID GETTLEMAN

College Scout



David Gettleman is in his fourth year as an area scout for the Broncos and his 11th overall in scouting, concentrating on the East Coast region for Denver.

Gettleman, 46, became a full-time scout with the Bills in 1987, was assigned as the Bills' representative to the BLESTO combine in 1988, and continued in that capacity through 1992. From June 1992 through Dec. 1993 he worked as a regional scout for the BLESTO combine.

Gettleman began his coaching career at Spackenkill High School in Poughkeepsie, N.Y. as head coach (1972-81), leading

his team to a pair of league titles. He spent a year as a graduate assistant at Cal State Long Beach (1979-80), then joined the faculty at Kingston (N.Y.) High School as a teacher-coach in 1982. In 1984 he became the head football coach at Kingston High School and led his team to a playoff berth.

Born in Boston, Mass. (2/21/51), Gettleman earned a bachelor's degree from Springfield (Mass.) College in 1972 and was an offensive tackle for the football team for two seasons. He has two master's degrees; one in physical education from Southern Connecticut State (1978) and another in sports administration from St. Thomas University in Miami (1986).

David and his wife, Joanne, reside in Cary, N.C., with their children, Aaron, Sam and Anna.

## PLAYER PERSONNEL

## CORNELL GREEN

College Scout / Assistant to Director of College Scouting



Cornell Green is in his 18th year scouting in the NFL and his 11th year doing so for the Broncos' organization.

An area scout for the Southwest region, Green added to his responsibilities the role of Assistant to the Director of College Scouting prior to the 1995 season. He previously had the additional title of Assistant Director of Player Personnel. Green works directly with Ted Sundquist in administering the operation of the club's overall college scouting process.

Prior to his involvement with the Broncos organization, Cornell scouted for the Dallas

Cowboys during and after his illustrious playing career.

Green began scouting for the Cowboys in 1970 while still an active player, and continued scouting through 1979, at which time he entered private business until coming to the Broncos in 1987.

Green, 57, was signed by the Cowboys as a free agent and went on to play for Dallas from 1962-75, at cornerback for 10 years before moving over to safety for his last four seasons. Green earned Pro Bowl honors seven times, winning that honor at both cornerback and safety.

He did not play college football but was a two-time All-America basketball player (1959-60 and 1961-62) at Utah State, where he averaged 23 points per game at forward for the Aggies from 1959-62.

A native of Boley, Okla., Cornell and his wife Betty have two children, Randy and Ronney, and make their home in Dallas.

## CHARLIE LEE

College Scout



Charlie Lee is in his fifth year as an area scout for the central United States region, and his 17th year with the Broncos' organization. Prior to moving to the player personnel department, Charlie spent 11 years on the administrative side of the organization as Director of Player and Community Relations.

Lee, 52, joined the Broncos as running backs coach in 1981, coming to Denver from the University of Texas, where he coached wide receivers from 1977-80. Prior to his experience at Texas, Lee coached at Arizona from 1974-76 and at

Northwest Missouri State in 1973.

He began his career as a highly successful prep coach in football and track at Kansas City (Mo.) Central High School for five years, winning five consecutive state track titles.

A native of Liberty, Mo., Lee was a leading scorer and rusher at Northern Arizona, twice earning honorable mention Little All-America honors. A 1968 graduate with a degree in education, Lee is a member of the Northern Arizona University Sports Hall of Fame. He earned his master's degree in secondary education and administration from Northwest Missouri State in 1993.

Charlie and his son, Charles, Jr., make their home in Liberty, Mo.



## BOWLEN SPORTS, INC.

Bowlen Sports, Inc., is the corporate general partner of the Denver Broncos Football Club, and maintains responsibilities in the areas of strategic planning, new product development and stadium operations and development.

Mr. Pat Bowlen is the President and CEO of BSI, as well as the Denver Broncos Football Club.



**Jim Schafer**  
Assistant to the President



**Veronica Ibarra**  
Administrative Assistant

## ADMINISTRATIVE STAFF



**Yolanda Saltus**  
Senior Executive to  
President and CEO



**Kristi Nichols**  
Executive Assistant  
to General Manager



**Lisa Monroe**  
Executive Assistant to  
VP Business Operations

## FOOTBALL ADMINISTRATIVE STAFF



**Cindi Lowe**  
Secretary to Head Coach



**Dixie Greer**  
Assistant Coaches  
Secretary / Video  
Department

## FOOTBALL ADMINISTRATIVE STAFF, CONTINUED



**Chris Trulove**  
Pro Personnel Assistant



**Mike Bluem**  
College Scouting Assistant



**Jill Fishman**  
Player Personnel Assistant



**Pam Hynes**  
Player Personnel Assistant

## TRAINING STAFF



**Steve Antonopoulos**  
Head Athletic Trainer



**Jim Keller**  
Assistant Trainer



**Ulysses Byas**  
Assistant Trainer

## EQUIPMENT STAFF



**Doug West**  
Equipment Manager



**Ronnie Bill**  
Assistant  
Equipment Manager

## VIDEO OPERATIONS



**Kent Erickson**  
Director of Video Operations



**Gary McCune**  
Assistant Video Director



**Kirt Horiuchi**  
Video Assistant

## ACCOUNTING



**Allen Fears**  
Chief Financial Officer



**Beverly J. Havens**  
Accounting



**Sheila Thomas**  
Accounting



**Sherry Zoltay**  
Insurance Coordinator

## COMMUNITY RELATIONS



**Billy Thompson**  
Director of Player Relations/Alumni Coordinator



**Fred Fleming**  
Assistant to the GM/Community Relations



**Steve Sewell**  
Community Relations Coordinator



**Lee Carpenter**  
Community Relations Secretary

## CORPORATE SALES



**Michael Young**  
Director of Corporate Sales

## INFORMATION SYSTEMS



**Gary Kalika**  
Director of  
Information Systems



**Dave Daubers**  
Operator/Programmer  
Information Systems

## MARKETING



**Sara Gilbertson**  
Director of Marketing



**Pamela Krotchko**  
Marketing Coordinator



**Marni Steinberg**  
Marketing Assistant



**Britt Williams**  
Marketing Assistant



**Neely Hunt**  
Director of Cheerleaders

## MEDIA RELATIONS



**Jim Saccomano**  
Director of Media Relations



**Paul Kirk**  
Media Relations Assistant



**Richard Stewart**  
Media Relations Assistant

## OPERATIONS/BUILDINGS AND GROUNDS



**Bill Harpole**  
Director of Operations



**Ross Kurcab**  
Turf Manager



**Wes Conway**  
Assistant Turf Manager



**Troy Smith**  
Assistant Turf Manager



**Chip Conway**  
Facilities Assistant



**Meredith Zier**  
Operations Assistant



**Maeve M. Drake**  
Receptionist



**Sue Kissel**  
Manager/Broncos Store

## STADIUM OPERATIONS



**Gail Stuckey**  
Director of Stadium Operations



**Sue Vaughn**  
Administrative Assistant

## TICKET OPERATIONS



**Rick Nichols**  
Director of Ticket Op./  
Business Development



**Patti Barban**  
Senior Ticket Assistant



**Molly Dougan**  
Loge Box Coordinator



**Carol Gibbons**  
Ticket Assistant



**Trevor Hinz**  
Senior Ticket Assistant



**Jim Reese**  
Ticket Assistant





## DENVER'S WINNING TRADITION

Denver Broncos football enters its 38th season in 1997, and will play before sellout crowds at Mile High Stadium for the 28th consecutive campaign. The team has sold out 203 consecutive regular season non-strike games, and 213 straight including playoff games. Bronco fans have watched their team amass one of the NFL's finest records since the club's first winning season in 1973, enduring just four losing seasons, as shown in the list below.

This season also marks Pat Bowlen's 14th as President and Chief Executive Officer of the Broncos. During that time, Denver has enjoyed a virtually unmatched level of success in the context of the entire NFL and within the American Football Conference Western Division.

### NUMBER OF LOSING SEASONS, 1973-96

Miami	2	San Diego	11
Denver	4	Seattle	11
Pittsburgh	4	Baltimore/Cleveland	12
Oakland/L.A. Raiders	5	Green Bay	12
Washington	5	New York Jets	14
Dallas	5	Detroit	15
Minnesota	5	Indianapolis/Baltimore	15
Cincinnati	8	New Orleans	15
San Francisco	8	New York Giants	15
New England	9	Ariz./Phoenix/St. Louis	16
Buffalo	10	Atlanta	17
Houston	10	Tampa Bay	18
St. Louis/L.A. Rams	10	Carolina*	1
Chicago	11	Jacksonville*	1
Kansas City	11	*began play in 1995	
Philadelphia	11		

### PAT BOWLEN ERA (1984-96)

#### NUMBER OF WINNING SEASONS

San Francisco	13
Chicago	9
Kansas City	9
Pittsburgh	9
Washington	9
Denver	8
Miami	8
New York Giants	8
Minnesota	8
Buffalo	8
Dallas	8

#### SUPER BOWL APPEARANCES

Buffalo	4
San Francisco	4
Denver	3
Dallas	3
New England	2
New York Giants	2
Washington	2

#### AFC WEST TEAM COMPARISONS

#### WINNING SEASONS

Kansas City	9
Denver	8
Oakland/L.A. Raiders	6
Seattle	5
San Diego	3

#### DIVISION TITLES

Denver	6
Kansas City	2
Oakland/L.A. Raiders	2
San Diego	2
Seattle	1

#### PLAYOFF APPEARANCES

Denver	7
Kansas City	7
Oakland/L.A. Raiders	5
San Diego	3
Seattle	3

#### AFC CHAMP. APPEARANCES

Denver	4
Oakland/L.A. Raiders	1
San Diego	1
Kansas City	1
Seattle	0

#### SUPER BOWL APPEARANCES

Denver	3
San Diego	1
Kansas City	0
Oakland/L.A. Raiders	0
Seattle	0

#### DIVISION TITLES

San Francisco	10
Denver	6
Buffalo	6
Chicago	6
Dallas	6

#### PLAYOFF APPEARANCES

San Francisco	12
Chicago	8
Buffalo	8
Denver	7
Dallas	7
Houston	7
Kansas City	7
Minnesota	7
Pittsburgh	7

#### PLAYOFF GAMES

San Francisco	23
Buffalo	18
Dallas	16
Denver	14
Chicago	14
Washington	14

#### CONE CHAMPIONSHIP GAMES

San Francisco	7
Dallas	5
Denver	4
Buffalo	4
Cleveland	3
Miami	3
Pittsburgh	3
Washington	3

## DENVER'S WINNING TRADITION

**BRONCOS ARE THE BEST IN THE AFC SINCE 1985** — Since 1985, the Broncos have the best regular season record in the AFC with a 113-77-1 (.594) mark. Buffalo is second at 110-81 (.576). The Broncos' record since 1985 is also third-best in the NFL, trailing only San Francisco and Chicago.

**BRONCOS AMONG THE BEST OUTSIDE OF DIVISION SINCE 1986** — Since 1986 — Denver's first of three Super Bowl appearances in a four-year span — the Broncos have the second-best record in the AFC against non-divisional opponents (51-35-1, .592), trailing only the Miami Dolphins, who have a 56-31 mark (.644).

### TOP FIVE HOME RECORDS, 1974-96

TEAM	REGULAR SEASON	POSTSEASON	TOTAL	PCT.
1. Denver	131-45-1 (.743)	8-2 (.800)	139-47-1	.746
2. Pittsburgh	128-47-0 (.731)	11-4 (.733)	139-51-0	.732
3. Miami	124-49-1 (.716)	9-5 (.643)	133-54-1	.710
4. Dallas	120-55-0 (.686)	14-3 (.824)	134-58-0	.698
5. Washington	115-59-0 (.661)	9-1 (.900)	124-60-0	.674

### TOP FIVE POSTSEASON HOME RECORDS, ALL-TIME

(minimum five games)

TEAM	W	L	PCT.	LONGEST STREAK	CURRENT
1. Green Bay	11	0	1.000	W11	W11
2. Washington	12	2	.857	W6	W4
3. Detroit	5	1	.833	W5	L1
Cincinnati	5	1	.833	W3	W3
5. Denver	8	2	.800	W6	L1

### TOP POSTSEASON HOME WINNING STREAKS

(minimum five games)

TEAM	STREAK	BEGAN	ENDED
1. Green Bay	W11	12/10/39	Current
2. Buffalo	W9	1/1/89	12/28/96
3. Pittsburgh	W7	12/22/74	1/9/82
Washington	W7	12/24/72	12/30/84
Dallas	W7	1/10/93	Current
6. Denver	W6	1/4/87	1/4/87
Chicago	W6	12/14/41	1/3/87

### CHARTING THE BRONCOS' EIGHT DIVISION TITLES

YEAR	RECORD	AFC PLAYOFF RECORD	LEVEL REACHED
1977*	12-2	2-0	Super Bowl XII
1978	10-6	0-1	AFC Divisional Playoff
1984	13-3	0-1	AFC Divisional Playoff
1986	11-5	2-0	Super Bowl XXI
1987*	10-4-1	2-0	Super Bowl XXII
1989*	11-5	2-0	Super Bowl XXIV
1991	12-4	1-1	AFC Championship
1996*	13-3	0-1	AFC Divisional Playoff

\*denotes seasons in which Broncos secured home-field advantage throughout AFC Playoffs.

**THE BRONCOS' STREAK** — Denver's 34-7 victory over the Seattle Seahawks on Dec. 1, 1996 upped their NFL season-high win streak to nine, second-longest in team history. The streak was snapped at Green Bay Dec. 8. The longest win streak in franchise history is 10, set during the 1984 season which resulted in an AFC West crown for the team. Three of the six longest streaks have ended with Super Bowl appearances. Head coach Mike Shanahan has been a part of the three longest — and four of the six longest — streaks in franchise history. He was not a part of the two win streaks in the 1970s.

### BRONCOS' STREAK THIRD-LONGEST IN NFL OVER LAST FIVE SEASONS

— Denver's nine-game winning streak in 1996 was not only the second-longest in franchise history, but the third-longest in the NFL since 1992, topped only by Houston's 11-game streak in 1993 and San Francisco's 10-game streak in 1994. Of note is the fact that the offensive coordinator for the 49ers Super Bowl Championship team in 1994 was Broncos' head coach Mike Shanahan.

### LONGEST WIN STREAKS IN NFL SINCE 1992

TEAM	GAMES	YEAR	DATES	RECORD	RESULT
1. Houston	11	1993	10/17-1/2	12-4	Divisional Playoffs
2. San Francisco	10	1994	10/9-12/18	13-3	Super Bowl Champs
3. Denver*	9	1996	9/29-12/1	13-3	Divisional Playoffs

#Mike Shanahan was offensive coordinator

\*Mike Shanahan was head coach

**SHANAHAN AND THE ELWAY FOURTH-QUARTER HEROICS** — Broncos Head Coach Mike Shanahan has witnessed 28 of John Elway's 41 fourth-quarter game-saving drives (68.3%), with Denver's 21-17 victory over Minnesota Nov. 24 being Shanahan's seventh as a head coach. Twenty-seven have come at Mile High Stadium (63.4%), and Elway has had at least one in each of his 14 seasons.

### SHANAHAN AND ELWAY'S FOURTH-QUARTER HEROICS

Years	Shanahan's Position	Elway Comebacks	Postseason
1984	Receivers Coach	3	Playoffs
1985-87	Off. Coordinator	12	Super Bowl XXI, XXII
1989-90	Quarterbacks Coach	6	Super Bowl XXIV
1995-96	Head Coach	7	Playoffs

## VETERAN PLAYER PROFILES



Quarterback John Elway enters his franchise-record 15th season in 1997 ranked third in pro football history in pass attempts (6,392), completions (3,633), passing yards (45,034) and total yards (48,129). Elway has played in three Super Bowls and been voted to five Pro Bowls during his Hall of Fame-caliber career.



## SCOTT ADAMS • OL

6-6 • 315 • 7TH YR. • GEORGIA

73

BORN: September 28, 1966 in Lake City, Fla.

HIGH SCHOOL: Columbia High School  
Lake City, Fla.

RESIDES: Athens, Ga.

ACQUIRED: Free Agent, 1997

PRO YEAR: 7th • YEAR WITH BRONCOS: 1st

NFL GAMES PLAYED/STARTED: 52/12

**S**cott Adams, in his seventh NFL season, will be called upon to provide depth to an already battle-tested Broncos offensive line. Denver, with whom Adams signed during the offseason, is Adams' fifth professional team, following Tampa Bay, Minnesota, New Orleans and Chicago. He has played in 52 games (12 starts), including seven in 1996 with Tampa Bay. **1996:** Adams played in seven games (two starts) with Tampa Bay, including the Buccaneers' 27-23 loss to the Broncos at Mile High Stadium Sept. 15. **1995:** Adams was signed as a free agent by Chicago March 21, and was used primarily on special teams and as an extra tight end in four games. **1994:** Adams began training camp with Minnesota before being waived Aug. 22. He signed with New Orleans Sept. 28 and played in 11 games with the Saints. He received a game ball Oct. 23 against the Rams when the Saints racked up 304 kickoff return yards, second-most in a game in NFL history. **1993:** Adams appeared in 15 games with the Vikings, including 10 starts at right guard. He became the regular starter in the season's second week versus Chicago (9/12) to begin a streak of 10 straight starts. Adams finished the season as Minnesota's top backup at left tackle and right guard. He also played on the kickoff return, field goal and point-after units. The only game he missed was Dec. 5 at Detroit. Adams also saw action in Minnesota's 17-10 playoff loss at the NY Giants (1/9/94). **1992:** Adams was waived by the Vikings Aug. 31 before being re-signed the next day to the practice squad. He was elevated to the active roster during the second week of the season (9/8) and played in 15 games, primarily as a backup at left tackle and on special teams. He also received limited duty at tight end in Minnesota's short-yardage alignment that featured guard Randall McDaniel at fullback. Adams also played in Minnesota's 24-7 playoff loss to Washington (1/2/93). **1991:** Adams signed with Minnesota June 22 after spending the spring with the Barcelona Dragons of the World League, but was waived by the Vikings Aug. 26. Adams was signed to the practice squad the next day and resided there for the first 15 games until he was signed to the active roster Dec. 20 for the season-finale against Green Bay (12/21). He did not play against the Packers. Adams started all 10 games for the Dragons in the World League, as they advanced to the World Bowl against London. **1990:** Adams signed as a free agent with Atlanta Feb. 20 but was released prior to the season. **1989:** Adams signed as a free agent with the Cowboys April 25 but was released Sept. 5.

**COLLEGE:** Adams played four years as a guard and tackle at the Georgia. As a senior he began spring practice at guard before being switched to tackle. He started all 11 games and the Gator Bowl at either guard or tackle and received second-team All-SEC and honorable mention All-America honors from the Associated Press. For his career he started 23 games. Adams was redshirted as a freshman in 1984. He holds a B.S. in marketing from Georgia.

**PERSONAL:** Adams attended Columbia High School in Lake City, Florida, where he lettered in football. He was named the team's outstanding offensive and defensive player as a two-way tackle, as well as a 4A All-State pick and *USA Today* honorable mention All-American. Adams, who is single, resides in Athens, Ga., in the offseason. In honor of his father, he annually organizes a motorcycle rally called "Ride for Life/Ride for Youth" that raises money for the American Cancer Society. He is also part-owner of a chicken dinner business in St. Augustine, Fla. His hobbies include fishing, hunting, golf and motorcycles. Adams lists his favorite movie as "Yellow Beard" and his favorite TV shows as "Seinfeld" and "Vegas." His favorite book is "One up on Wall Street." Adams also enjoys listening to Ted Nugent and Concrete Blonde. Scott Alexander Adams was born Sept. 28, 1966 in Lake City, Fla.

## ADAMS' PROFESSIONAL RECORD

Year	Club	Games	Starts
1991	Minnesota	0	0
1992	Minnesota	15	0
1993	Minnesota	15	10
1994	New Orleans	11	0
1995	Chicago	4	0
1996	Tampa Bay	7	2
CAREER TOTAL		52	12

## ADAMS' PLAYOFF RECORD

Year	Club	Games	Starts
1992	Minnesota	1	0
1993	Minnesota	1	0
CAREER TOTAL		2	0



## ALLEN ALDRIDGE • LB

6-1 • 245 • 4TH YR. • HOUSTON

57

**BORN:** May 30, 1972 in Houston, Texas  
**HIGH SCHOOL:** Willowridge High School  
 Missouri City, Texas  
**RESIDES:** Missouri City, Texas  
**ACQUIRED:** Draft #2, 1994  
**PRO YEAR:** 4th • **YEAR WITH BRONCOS:** 4th  
**NFL GAMES PLAYED/STARTED:** 48/30

Allen Aldridge in 1996 took a giant leap into the forefront of the Broncos' defensive plans for the future, producing a 121-tackle effort for the season and helping Denver to a final NFL defensive ranking of fourth, including first against the run. In his first full season as a starter, Aldridge was instrumental in solidifying the Broncos rush defense. A restricted free agent at the end of the 1996 season, Aldridge signed a new contract April 15, 1997. **1996:** Aldridge started all 16 regular season games at middle linebacker, finishing second on the team with 121 tackles (74 solo), in addition to six passes defended and two forced fumbles. He also had one tackle on special teams. Against Tampa Bay (9/15), Aldridge made six assisted tackles, in addition to three pass breakups. His knockdown near the goal-line thwarted a Tampa Bay scoring attempt in the Broncos' 27-23 victory. He then posted a season-high 11 tackles (6 solo) a week later at Kansas City, followed by a nine-tackle (8 solo) performance in Denver's 14-10 defensive struggle with the Bengals at Cincinnati (9/29). Aldridge was instrumental in the Broncos' comeback from a 17-0 deficit to defeat San Diego (10/6), posting four solo tackles and forcing a fumble. In the rematch with the Chiefs, he had his finest game of the season, tallying a team-high 12 tackles (9 solo) as Denver held a team without a rushing first down for only the second time in franchise history. Aldridge came up big against Chicago (11/10) with a season-high 13 tackles (5 solo) to lead the team, and also added one tackle on special teams in Denver's thrilling 17-12 victory. On a third-and-goal play from the three-yard line with under 30 seconds remaining in the game, he combined with fellow linebackers Bill Romanowski and John Mobley to stuff Raymont Harris and help preserve the win. He led the team with 12 tackles (eight solo) in the regular season finale at San Diego (12/22). In Denver's AFC Divisional Playoff Game vs. Jacksonville (1/4/97), Aldridge started at middle linebacker and made six tackles (5 solo) — including a sack for a four-yard loss — and knocked down one pass. **1995:** Aldridge moved into a starting role in the fifth game of the '95 season as the weakside linebacker in the Broncos 4-3 defensive scheme. He played in all 16 games in his second NFL season, and made 12 starts, joining the starting linebacking corps in Week 5 at Seattle (10/1), while continuing to contribute heavily on special teams. Aldridge finished the season with 110 tackles (77 solo), 1.5 sacks, three passes defended and one fumble recovery. He also had six tackles and one forced fumble on special teams. His season-high in tackles came at Kansas City (12/17), when he started at right linebacker and posted 13 stops (12 solo), and also added one special teams tackle. Aldridge made his first start of the season at Seattle (10/1) at left linebacker and finished with seven tackles (3 solo), including his first career sack for a six-yard

loss. He moved to right linebacker the following week at New England, and started at the position for the remainder of the season. Against Oakland (10/16) he led the team with six tackles (4 solo), including a half a sack on which he combined with Troy Wilson, as Denver shut out the Raiders 27-0 and held Oakland without a rushing first down for the entire contest, a first in Broncos' history. The following week against Kansas City (10/23), Aldridge led the team with 11 tackles (9 solo). He recorded his first career fumble recovery against Arizona (11/5), after Tyrone Braxton and Lionel Washington jarred the ball loose from the Cardinals' Chad Fann in the first quarter of Denver's 38-6 victory. Aldridge started at right linebacker and recorded a then-season-best 12 tackles (8 solo) at Philadelphia (11/12), but suffered ligament damage to his thumb in the contest, and did not practice until the following Friday (11/17). He did play just two days later, though, against San Diego (11/19), with a cast on his thumb. At Houston (11/26) Aldridge started at right linebacker and made nine tackles (6 solo) with one forced fumble on special teams. **1994:** Aldridge played in all 16 games, including two starts at left outside linebacker (9/11 at N.Y. Jets and 9/18 vs. L.A. Raiders) in place of injured starter Mike Croel. For the year, Aldridge recorded eight total tackles (1 solo), five of which came in the start at New York (1 solo). Aldridge was the Broncos top selection in the 1994 draft, being taken in the second round.

**COLLEGE:** Aldridge earned All-America and All-Southwest Conference first-team honors by pre-draft publications as a senior strongside outside linebacker at Houston. He finished fourth on the team with 81 tackles (46 solo), four sacks, two forced fumbles and one fumble recovery. He closed out his Cougar career with a Defensive MVP performance in the Blue-Gray Game. His career stats show 191 total tackles (100 solo, 91 assists), 14 sacks, 14 tackles for losses, two forced fumbles and one fumble recovery. Aldridge also competed on the Cougars' track team in '93, finishing third in the shot put (55'0") at the SWC Indoor Championships. His top outdoor shot put mark (56'8") came at the Texas Relays.

**PERSONAL:** Allen Ray Aldridge earned three letters each in football and track at Willowridge High School, Missouri City, Texas. A sports administration major at Houston, Allen is a member of the Fellowship of Christian Athletes and was a two-time "Ironman" winner in the Cougars' weight room. His father, Allen, played for the Cleveland Browns and Houston Oilers, and he also is related to former NFL defensive back Ken Houston.

## ALDRIDGE'S PROFESSIONAL RECORD

Year	Club	G	S	UT	A	TT	S-Yds.	I-Yds.	PD	FF	FR
1994	Denver	16	2	1	7	8	0-0	0-0	0	0	0
1995	Denver	16	12	77	33	110	1.5-10.5	0-0	3	1	1
1996	Denver	16	15	74	47	121	0-0	0-0	6	2	0
CAREER TOTAL		48	30	152	87	239	1.5-10.5	0-0	9	3	1

ADDITIONAL STATISTICS: Special teams tackles — 1994 (-), 1995 (6), 1996 (1).

## ALDRIDGE'S PLAYOFF RECORD

Year	Club	G	S	UT	A	TT	S-Yds.	I-Yds.	PD	FF	FR
1996	Denver	1	1	5	1	6	1-4	0-0	1	0	0
CAREER TOTAL		1	1	5	1	6	1-4	0-0	1	0	0



## ARNOLD ALE • LB

6-2 • 245 • 3RD YR. • UCLA

54

**BORN:** June 17, 1970 in San Pedro, Calif.  
**HIGH SCHOOL:** Carson High School  
 Carson, Calif.

**RESIDES:** Carson, Calif.  
**ACQUIRED:** Unrestricted Free Agent, 1997  
**PRO YEAR:** 3rd • **YEAR WITH BRONCOS:** 1st  
**NFL GAMES PLAYED/STARTED:** 10/0

Arnold Ale enters training camp in 1997 looking to earn a spot amongst a group of very talented Broncos linebackers. He was in training camp with the Broncos in 1996 before being waived Aug. 20, 1996. He



signed with San Diego Oct. 9 and played in eight games for the Chargers while backing up perennial All-Pro Junior Seau. **1996:** Ale played in eight games with San Diego after being waived by Denver Aug. 20. He made four stops and forced a fumble on special teams in his eight contests. **1995:** Ale was in training camp with Chiefs but was released and not picked up by any other team. **1994:** Ale appeared in Kansas City's first two games, registering one special teams tackle before a season-ending leg injury suffered against San Francisco (9/11/94) placed him on injured reserve for the rest of the season. He signed with Kansas City as a free agent Feb. 8, 1994. **1993:** Ale entered the NFL as a rookie free agent with the New England Patriots but was released at the start of the regular season. He spent the final seven weeks of the regular season on the Seattle Seahawks' practice squad. Ale signed with Seattle Nov. 20, 1993.

**COLLEGE:** Ale was a three-time letterwinner at UCLA from 1990-92, registering 95 tackles (71 solo), 8.5 sacks, two fumble recoveries and one interception. He missed seven games as a senior after suffering a broken right leg, but managed eight tackles and a sack in his four outings. He was second-team All-Pac-10 as a junior, recording 53 tackles and five sacks. Ale graduated from UCLA with a degree in sociology. He transferred to UCLA from Notre Dame, where he lettered in 1988 and was a member of the Fighting Irish's national championship squad. He made 23 tackles while playing in every game and had a sack of West Virginia quarterback Major Harris in the 1989 Fiesta Bowl that Notre Dame won 34-13 to clinch an undefeated season and the national championship.

**PERSONAL:** Ale hails from Carson, Calif., where he attended Carson High School and was an all-state player as a senior. He was rated the sixth-best prep player in the nation by UPI. Ale lettered twice in track (high jump and triple jump) and once in basketball (forward). Arnold Tauese Ale was born June 17, 1970 in Carson, Calif.

#### ALE'S PROFESSIONAL RECORD

Year	Club	G	S	UT	A	TT	S-Yds.	I-Yds.	PD	FF	FR
1993	Seattle										
1994	Kansas City	2	0	0	0	0	0-0	0-0	0	0	0
1995											
1996	San Diego	8	0	0	0	0	0-0	0-0	0	0	0
<b>CAREER TOTAL</b>		<b>10</b>	<b>0</b>	<b>0</b>	<b>0</b>	<b>0</b>	<b>0-0</b>	<b>0-0</b>	<b>0</b>	<b>0</b>	<b>0</b>

**ADDITIONAL STATISTICS:** Special teams tackles — 1994 (1), 1996 (4). Special teams forced fumbles — 1996 (1).



#### KEITH ALEX • T

6-4 • 307 • 3RD YR. • TEXAS A&M

**BORN:** June 9, 1969 in Hardin County, Texas

**HIGH SCHOOL:** Central High School  
Beaumont, Texas

**RESIDES:** Houston, Texas

**ACQUIRED:** Free Agent, 1997

**PRO YEAR:** 3rd • YEAR WITH BRONCOS: 1st

**NFL GAMES PLAYED/STARTED:** 14/0

**K**eith Alex looks to solidify and add to depth to a very strong Broncos offensive line in 1997. In his third year out of Texas A&M, Alex has played in 14 career games, all with the Falcons in 1993. **1996:** Alex was in camp with Minnesota but was waived during training camp and did not sign with another team. **1995:** Alex did not see any game action with Minnesota, though he was active for two games (vs. Pittsburgh, 9/24, and vs. Houston, 10/8). By season's end he was backing up Todd Steussie, one of Minnesota's top linemen, at left tackle. He was signed by the Vikings Dec. 30, 1994. **1994:** Alex was released during the final cut of the preseason by Atlanta. **1993:** Alex played in 14 games with the Falcons as a backup offensive lineman.

**COLLEGE:** During his final two years at Texas A&M, Alex helped pave the way for a rushing attack that ranked fourth in the nation in 1990 and seventh in 1991. He opened holes for Darren Lewis, the school's all-

time leading rusher. While at A&M, Alex also backed up Miami Dolphins Pro Bowl tackle Richmond Webb. In 1991, Alex was named first-team All-Southwest Conference and honorable mention All-America. He started seven games during his junior season in 1990 after being Webb's backup in 1988-89, despite having a broken hand in '88. Alex earned his bachelor's degree in recreation and parks at A&M.

**PERSONAL:** Alex earned all-state honors at Central High School in Beaumont, Texas, where he also lettered three times in both basketball and football, as well as winning the district championship in the shot put. Hiram Keith Alex was born June 9, 1969 in Hardin County, Texas.

#### ALEX'S PROFESSIONAL RECORD

Year	Club	G	S	UT	A	TT	S-Yds.	I-Yds.	PD	FF	FR
1993	Atlanta	14	0								
1994											
1995	Minnesota	0	0								
1996											
<b>CAREER TOTAL</b>		<b>14</b>	<b>0</b>								



#### FLIPPER ANDERSON • WR

6-0 • 176 • 10TH YR. • UCLA

**BORN:** March 7, 1965 in Philadelphia, Pa.

**HIGH SCHOOL:** Paulsboro High School  
Paulsboro, N.J.

**RESIDES:** Chino Hills, Calif.

**ACQUIRED:** Unrestricted Free Agent, 1997

**PRO YEAR:** 10th • YEAR WITH BRONCOS: 1st

**NFL GAMES PLAYED/STARTED:** 110/75

**F**lipper Anderson, in his 10th NFL season, signed with the Broncos June 5, 1997 to add veteran depth at wide receiver. He was with the Redskins for most of the '96 season, signing Oct. 7 after one season in Indianapolis (1995) and seven with the L.A. Rams (1988-94). He ranks fifth on the Rams' all-time receiving list with 5,246 yards. Originally selected by the Rams in the second round (46th overall) of the 1988 draft, Anderson has played in 110 games in his nine-year career (75 starts) and caught 267 passes for 5,357 yards (20.1) and 28 touchdowns. **1996:** Anderson signed with the Redskins Oct. 7 and played in two games, at Dallas (11/28) and Tampa Bay (12/8). **1995:** Anderson signed with Indianapolis March 7 and started the first two games of the season for the Colts before going down with a knee injury. He was placed on injured reserve Sept. 14. In his two games he caught eight passes for 111 yards (13.9) and two touchdowns, both of which came in Week One vs. Cincinnati (9/3) when he hauled in six catches for 67 yards. **1994:** Anderson started all 16 games for the Rams, catching 46 passes for 945 yards (20.5) and five touchdowns. His 20.5-yards per catch average ranked second in the NFL behind Alvin Harper's 24.9. He caught five passes for season-high 154 yards (30.8), including a 41-yard TD grab from Chris Chandler at Atlanta (9/11). He caught five for 105 with a 22-yard TD vs. the Raiders (11/13), and added five more for 99 yards, including a 50-yard TD at San Francisco (11/20). He also caught five for 85 with a 30-yard TD vs. Denver (11/6) and added two for 83 — including a season-long 72-yard TD at Kansas City (9/25). Anderson also rushed once for 11 yards on the season. **1993:** Anderson started 15 games for the Rams, missing only the Oct. 31 contest at San Francisco. He was second on the team with 37 receptions for 552 yards and four touchdowns. Anderson caught four passes for a season-high 95 yards, including a 56-yard touchdown at Atlanta (10/14), and had a season-best six catches for 55 yards vs. Chicago (12/9/94). **1992:** Anderson played in 15 games and started nine for the Rams, catching 38 passes for 657 yards and a career-best seven touchdowns. He was inactive at Atlanta (11/1). Anderson had touchdown grabs in four consecutive games (Weeks 12-15). **1991:** Anderson played in 12 games for the Rams and caught 32 passes for 530 yards and one touchdown. He suffered a back injury at San Francisco (9/22) and missed the next four games. His high game of the season was a seven-catch, 103-yard performance at Minnesota (12/15). **1990:** Anderson played in 16 games and started 10 for the Rams, catching 51 passes for 1,097 yards and four touchdowns. He joined Henry

83

76

Ellard as the only players in Rams history to post consecutive 1,000-yard receiving seasons. Anderson caught eight for 149 yards at San Francisco (11/25) for his high game of the year, and also added seven for 144 yards with a 55-yard TD vs. Cincinnati (10/7), five for 128 with a 40-yard touchdown vs. Green Bay (9/9) and five for 123 vs. New Orleans (12/9). **1989:** Anderson played in all 16 games and made 13 starts for the Rams, catching 44 passes for a career-best 1,146 yards and five touchdowns, joining teammate Henry Ellard as the only players in franchise history to post 1,000 yards receiving in the same season. He was named NFL Offensive Player of the Week after setting an NFL record for most receiving yards in a game with 15 catches for 336 yards vs. New Orleans (11/26) (309, Stephon Paige, Kansas City, 1985). Anderson had a career-long 78 yard touchdown grab vs. Buffalo (10/16), and had a 30-yard TD from Jim Everett for a 19-13 playoff overtime win at the Giants (1/7/90). **1988:** Anderson played in all 16 games for the Rams and made one start, at Philadelphia (11/6). For the year he caught 11 passes for 319 yards for a team-best 29-yards per catch average. His top game came vs. San Diego when he caught four for 94.

**COLLEGE:** Anderson was a four-year letterman and three-year starter at UCLA, catching 105 passes for 2,023 yards and 14 touchdowns. He ranks second in school history in yardage while placing seventh in receptions. Anderson caught 44 passes for 851 yards and six touchdowns as a senior, 35 for 669 and four TDs as a junior, 19 for 431 and four TDs as a sophomore and seven for 72 as a freshman.

**PERSONAL:** Willie Lee Anderson was born March 7, 1965 in Philadelphia, Pa. He was given the nickname "Flipper" by a babysitter who thought he sounded like a dolphin when he cried. He lettered in basketball, football and track at Paulsboro High School in Paulsboro, N.J. Anderson makes his home in Chino Hills, Calif. He has a daughter, Shadae (12/11/86), and two sons, Willie II (7/26/90) and Dres (7/20/92).

#### ANDERSON'S PROFESSIONAL RECORD

##### RECEIVING

Year	Club	G	S	No.	Yds.	Avg.	LG	TD
1988	L.A. Rams	16	1	11	319	29.0	56	0
1989	L.A. Rams	16	13	44	1,146	26.0	78	5
1990	L.A. Rams	16	10	51	1,097	21.5	55	4
1991	L.A. Rams	12	9	32	530	16.6	54	1
1992	L.A. Rams	15	9	38	657	17.3	51	7
1993	L.A. Rams	15	15	37	552	14.9	56	4
1994	L.A. Rams	16	16	46	945	20.2	72	5
1995	Indianapolis	2	2	8	111	13.9	28	2
1996	Washington	2	0	0	0.0	0.0	0	0
<b>CAREER TOTAL</b>		<b>110</b>	<b>75</b>	<b>267</b>	<b>5,357</b>	<b>20.1</b>	<b>78</b>	<b>28</b>

#### ANDERSON'S PLAYOFF STATISTICS

##### RECEIVING

Year	Club	G	S	No.	Yds.	Avg.	LG	TD
1989	L.A. Rams	1	0	2	29	14.5	17	0
1990	L.A. Rams	3	3	5	141	28.2	55	2
<b>PLAYOFF TOTAL</b>		<b>4</b>	<b>3</b>	<b>7</b>	<b>170</b>	<b>20.0</b>	<b>55</b>	<b>2</b>

#### ANDERSON'S SINGLE-GAME HIGHS

(Postseason in parenthesis)

**Most receptions** - 15 at New Orleans, 11/26/89 (2 three times, last at NY Giants, 1/7/90). **Most receiving yardage** - 336 at New Orleans, 11/26/89 (77 at Philadelphia, 12/31/89). **Longest reception** - 78 yards (TD) at Buffalo, 10/16/89 (55 yards at Philadelphia, 12/31/90). **Most touchdowns receiving** - 2 vs. Cincinnati, 9/3/95 (2 at N.Y. Giants, 1/7/90).



#### STEVE ATWATER • S

6-3 • 217 • 9TH YR. • ARKANSAS

**BORN:** October 28, 1966 in Chicago, Ill.  
**HIGH SCHOOL:** Lutheran North High School  
St. Louis, Mo.

**RESIDES:** Aurora, Colo.

**ACQUIRED:** Draft #1 (20th overall), 1989

**PRO YEAR:** 9th • **YEAR WITH BRONCOS:** 9th

**NFL GAMES PLAYED/STARTED:** 124/124

**S**teve Atwater maintained his status as one of the league's elite safeties in 1996, earning his franchise-record seventh consecutive Pro Bowl berth while being named second-team Associated Press All-Pro, first-

team UPI All-AFC and second-team Pro Football Weekly All-AFC. He has now played in 124 games (all starts), amassing over 1,100 tackles and 21 interceptions. He has been responsible for 28 turnovers in his illustrious eight-year career. **1996:** Atwater started all 16 regular season games at free safety and ranked third on the team with 116 tackles (89 solo), in addition to three interceptions (11 yards in returns), nine passes defended and one forced fumble. Atwater also added two tackles on special teams. Versus Tampa Bay (9/15), Atwater started at free safety and made seven tackles (6 solo), while also knocking down two passes in Denver's 27-23 victory. The following week at Kansas City (9/22) he registered nine stops (7 solo), including several hard hits, one which unfortunately ended Chief's wide receiver Lake Dawson's season prematurely with a knee injury in the third quarter. This was the second game of an eight-week stretch in which Atwater had at least six tackles in every game, registering eight at Cincinnati (9/29), seven vs. San Diego (10/6), eight vs. Baltimore (10/20), six against Kansas City (10/27), six at Oakland (11/4) and 12 against Chicago (11/10). He also forced a key fumble against the Bears in the third quarter that prevented Chicago from taking the lead. The next week at New England (11/17) Atwater had five tackles (2 solo), knocked down a pass and registered his first interception of the season (11-yard return). The pickoff came on the first play of the Patriots' second possession and set up the score that put Denver ahead 14-0 en route to a 34-8 victory. A week later at Minnesota (11/24) he started at free safety and made a game- and season-high 15 tackles (13 solo) in Denver's 21-17 win. He picked off his second pass of the season at Green Bay (12/8), and notched his third against the Raiders (12/15). In Denver's AFC Divisional Playoff vs. Jacksonville (1/4/97) Atwater started at free safety and made six solo tackles. He had offseason surgery on his left shoulder and left knee Jan. 15, 1997. **1995:** Atwater started all 16 games at free safety and led the team with 148 tackles (107 solo), three interceptions and three forced fumbles. His tackle total was his best since 1992, and his interceptions were his most since '91. Atwater surpassed the 1,000-tackle mark for his career Dec. 10 versus Seattle. He earned his Broncos-record sixth-straight Pro Bowl berth, as well as second-team All-Pro honors from *College & Pro Football Newsweekly*, and was voted by his teammates as the Broncos' Defensive MVP. Atwater began his outstanding season with a team-leading nine tackles (8 solo) in the opener against Buffalo (9/3), including a big third-quarter, fourth-down stop at the Denver 1/2-yard line to thwart a Buffalo scoring threat. The following week at Dallas (9/10), Atwater registered 13 tackles (7 solo), an interception with an 11-yard return, and a pass defended. He recorded a team-leading 12 tackles (8 solo) at Seattle (10/1), but had to leave early with a hyperextended elbow. He posted a team-leading 11 tackles (9 solo) at New England (10/8), and forced his first fumble of the year. In Denver's 27-0 shutout of Oakland (10/16), Atwater made six tackles (2 solo), intercepted a pass and registered one pass defended. His interception of a Jeff Hostetler pass on the second play from scrimmage set up the Broncos at the Oakland 19-yard line after an 18-yard return, and led to a 3-0 Broncos lead. Atwater had 10 tackles (6 solo) and a forced fumble against Kansas City (10/22), despite missing the end of the first half and the beginning of the second half after going to the locker room for an examination on his right shoulder. Atwater also recorded a team-high 14 stops (9 solo) at Philadelphia (11/12), but suffered a bone bruise that was downgraded from an initial diagnosis of a hyperextension. His third interception came against Seattle (12/10), and was returned 25 yards. **1994:** Atwater continued his stellar play in the Denver secondary despite a disappointing year for the team. He started 14 of the Broncos 16 games at either free or strong safety and recorded 125 total tackles (72 solo) to earn his fifth straight Pro Bowl appearance. Atwater, who sat out at Los Angeles (12/11) and San Francisco (12/17) with an injured hamstring, also intercepted one pass (24-yard return), recovered two fumbles and forced one while registering eight passes defended. His two starts at free safety came on opening day against the Chargers (9/4) and at Buffalo (9/26). Atwater registered double-figures in tackles six times and posted his best numbers against the Raiders at home (9/18) with 14 tackles (11 solo). His lone interception came at Seattle (10/9)





in perhaps his best overall performance. In addition to his interception that he returned 24 yards to set up Jason Elam for the Broncos' first points, Atwater recovered a fumble and returned it 17 yards to set up Denver's only touchdown in a 16-9 win. **1993:** Atwater became the first player in franchise history to earn four consecutive Pro Bowl berths, and was named All-AFC (UPI and *Football News*). He started every game for the Broncos, leading the team in tackles with 141 (80 tackles and 61 assists). Atwater also posted one sack, two interceptions and two forced fumbles on the year. His big game came in a losing effort at San Diego (12/5), where he racked up 14 total tackles (nine solo and five assisted), which was one of six games in which he finished with double figure tackles. **1992:** Atwater earned his third consecutive Pro Bowl berth in 1992, and was also named All-NFL (AP, NEA, PFW/PFWA, TSN,) and All-AFC (*Football News*). He led the secondary and was second on the team with 151 total tackles, (73 tackles and 78 assists), and also posted two interceptions, a sack, 12 passes defended, two fumble recoveries, and two forced fumbles. Atwater sat out the season opener against the Raiders (9/6) with a sprained ankle but rebounded to post 17 total tackles in week two against the Chargers (9/13), one of nine games in which he recorded double figures in tackles. Atwater had a big game at Buffalo (12/12), recovering a fumble and intercepting a pass. **1991:** In 1991 he earned his second straight Pro Bowl berth after a season in which he tied for the team lead with a career-high five interceptions and finished second on Denver's AFC-leading defense in total tackles with 150. Atwater was also named All-NFL (AP, *Pro Football Weekly*, *College and Pro Football Newsweekly* second-team) and All-AFC (*Football News*, *Pro Football Weekly*). For the season he registered 83 tackles, 67 assists, 11 passes defended, a sack, a forced fumble, and a fumble recovery. Atwater was named the AFC Defensive Player of the Week for his performance against the Seahawks (9/15) in which he had 10 total tackles, picked off a pass, and recovered a fumble. He was in double figures in total tackles nine times that year, with a high of 14 vs. Phoenix (12/15). In post-season play Atwater had 17 total tackles and three passes defended, and he intercepted a pass vs. Houston (1/4). **1990:** He made his first appearance in the Pro Bowl after a tremendous 1990 campaign in which he finished second on the Broncos' defense with 173 total tackles, including a team-high 112 solo tackles, despite missing one game due to injury. For his efforts he was also named All-NFL (*College and Pro Football Newsweekly* 2nd team, Newspaper Editors Association - 2nd team) and All-AFC (UPI, *Football News*), and was voted by his teammates as Denver's most valuable defensive player. In addition, Atwater also posted two interceptions, four passes defended, two forced fumbles, and a quarterback sack, while also registering 10 total tackles on special teams. From his strong safety position Atwater posted five of Denver's top-10 single-game tackle totals, including a personal high of 18 vs. Pittsburgh (10/14), and had 12 or more total tackles in nine games. He cemented his reputation as a hard hitter after a thunderous collision with Kansas City's Christian Okoye in a nationally televised Monday night game (9/17). Atwater sat out the game vs. Seattle (9/23) with a rib strain and saw limited action against the Chargers (12/16) after suffering torn rib cartilage early in the first half. **1989:** Atwater was named NFL All-Rookie (*Pro Football Weekly*, *College and Pro Football Newsweekly*) for a fine campaign. He made an immediate impact as the Broncos' first-round pick, taking the place of former defensive captain Mike Harden at free safety and combining with strong safety Dennis Smith to form one of the NFL's most physical safety tandems. Atwater started every regular season game and led the Bronco defense with 86 solos. He was second on the squad with 129 total tackles and also claimed three interceptions, 10 passes defended and a fumble recovery. Atwater had two interceptions in Week Three against the Raiders (9/24), the second setting up the game-clinching field goal. He had six games with 10 or more total tackles, including a high of 12 vs. San Diego (10/8).

**COLLEGE:** Atwater was a three-time All-Southwest Conference selection and two-time All-American at the University of Arkansas. He became the Razorbacks' all-time interception leader with 14 over his four active campaigns. He went to the school as a wishbone quarterback but was moved to the secondary as a redshirt freshman.



Atwater closed out his college career with an appearance in the Senior Bowl, a game in which he had two interceptions.

**PERSONAL:** Steve and his wife Letha reside in the Denver suburb of Aurora with their three sons, Stephen Jr., Di Andre and Paris. A native of Chicago, Ill., he was all-conference and league MVP as a wishbone quarterback at Lutheran North High School in St. Louis Mo., where he was named the school's top scholar-athlete. Steve lettered three times in football, once each in baseball and track, and a fourth time in basketball, garnering all-league, all-district, and All-America honors in that sport. He was selected to play in the McDonald's All-Star Classic, but missed the contest due to the chicken pox. He enjoys playing pool, fishing, basketball, and bowling. Steve has been involved with the Colorado Coalition for the Homeless and plays in charity golf tournaments across the country during the off-season. His full name is Stephen Dennis Atwater.

#### ATWATER'S PROFESSIONAL RECORD

Year	Club	G	S	UT	A	TT	S-Yds.	I-Yds.	PD	FR	FF
1989	Denver	16	16	86	43	129	0-0	3-24	10	1	0
1990	Denver	15	15	112	61	173	1-5	2-32	4	0	2
1991	Denver	16	16	83	67	150	1-5	5-104	11	1	1
1992	Denver	15	15	73	78	151	1-10	2-22	12	3	2
1993	Denver	16	16	80	61	141	1-1	2-81	12	0	2
1994	Denver	14	14	72	53	125	0-0	1-24	8	2	1
1995	Denver	16	16	107	41	148	0-0	3-44	8	0	3
1996	Denver	16	16	89	27	116	0-0	3-11	9	0	1
<b>CAREER TOTAL</b>		<b>124</b>	<b>124</b>	<b>702</b>	<b>431</b>	<b>1133</b>	<b>4-21</b>	<b>21-352</b>	<b>74</b>	<b>7</b>	<b>12</b>

#### ATWATER'S PLAYOFF RECORD

Year	Club	G	S	UT	A	TT	S-Yds.	I-Yds.	PD	FF	FR
1989	Denver	3	3	12	5	17	0-0	0-0	0	0	0
1991	Denver	2	2	7	7	14	0-0	1-0	3	0	0
1993	Denver	1	1	5	0	5	0-0	0-0	0	0	0
1996	Denver	1	1	6	0	6	0-0	0-0	0	0	0
<b>CAREER TOTAL</b>		<b>7</b>	<b>7</b>	<b>30</b>	<b>12</b>	<b>42</b>	<b>0-0</b>	<b>1-0</b>	<b>3</b>	<b>0</b>	<b>0</b>



#### KURT BARBER • DE

6-4 • 260 • 5TH YR. • SOUTHERN CAL.

**BORN:** January 5, 1969 in Paducah, Ky.  
**HIGH SCHOOL:** Tilghman High School  
Paducah, Ky.

**RESIDES:** Corona, Calif.

**ACQUIRED:** Free Agent, 1997

**PRO YEAR:** 5th • **YEAR WITH BRONCOS:** 1st  
**NFL GAMES PLAYED/STARTED:** 51/0

**K**urt Barber, who was out of pro football in 1996, spent the 1992-95 seasons with the New York Jets, playing in 51 games and registering 43 tackles (29 solo), including 3.5 sacks. He also added 36 special teams stops. He expected to provide valuable depth for the Broncos' vastly improved defensive line as well as on special teams. Barber has great speed and quickness for his size and has shown promise as a pass rusher at times in his career. **1996:** Barber was out of football. **1995:** Barber played in six games with the Jets, registering eight tackles (seven solo) and two sacks (9/10 vs. Indy and 9/17 vs. Jacksonville). He also had five special teams stops as one of the leaders on the Jets special teams corps. **1994:** Barber played in all 16 games with the Jets as a down rusher in pass situations and recorded 21 tackles (14 solo), including one sack. Barber also contributed on special teams, adding 19 tackles and one forced fumble. The 19 special teams tackles were second most on the team. He recorded three tackles and two QB pressures along with a forced fumble that led to a Jets special teams touchdown vs. New England in the seventh game of the season. Barber had a team-high four tackles on kickoff coverage the previous week vs. Indianapolis. He recorded two tackles, including his first sack of the season, and also added three special teams stops in the season opener at Buffalo. **1993:** Barber played in 13 games and tied for fifth on the team with seven special teams tackles. He earned AFC Special Teams Player of the Week honors with four stops in a victory over Miami (11/7). He also received a game ball from the team for his efforts. Barber saw spot duty at strongside linebacker against the Dolphins and at

92

Indianapolis. He was inactive for the first, third and fourth games of the season. **1992:** Barber played in all 16 games, playing at strongside linebacker almost exclusively at the beginning of the season, but began to see action as a down lineman as the season progressed. He finished with 14 tackles, one forced fumble, a half a sack and two QB pressures. He also had five special teams tackles. Barber recorded his first career sack against Kansas City in Game 12. He saw his first action on defense in Week Three vs. San Francisco and responded with four tackles and a forced fumble. Barber was selected by the Jets in the second round of the 1992 draft.

**COLLEGE:** Barber was an All-Pac-10 selection as a junior and senior at Southern California, where he led the Trojans in tackles and sacks. He finished his career with 156 tackles, nine sacks, 18 tackles for loss, 13 passes defended, six forced fumbles and one fumble recovery. He was named Special Teams Player of the Year as a sophomore. Barber was one of only four freshman to earn a letter in 1988. He graduated with a degree in communications.

**PERSONAL:** Barber was Kentucky's top player as a senior in 1987 at Tilghman High School in Paducah, Ky., where he was a consensus All-American as a linebacker, wide receiver and running back. He is single and has a seven-year old daughter named Erika. Barber was born Jan. 5, 1969 in Paducah, Ky.

#### BARBER'S PROFESSIONAL RECORD

Year	Club	G	S	UT	A	TT	S-Yds.	I-Yds.	PD	FF	FR
1992	N.Y. Jets	16	0	8	6	14	0.5-3	0-0	1	0	0
1993	N.Y. Jets	13	0	0	0	0	0-0	0-0	0	0	0
1994	N.Y. Jets	16	0	14	7	21	1-7	0-0	0	0	0
1995	N.Y. Jets	6	0	7	1	8	2-12	0-0	0	0	0
1996											
OUT OF FOOTBALL											
CAREER TOTAL		51	0	29	14	43	3.5-22	0-0	0	0	0

**ADDITIONAL STATISTICS:** Special teams tackles — 1992 (5), 1993 (7), 1994 (19), 1995 (5). Special teams forced fumbles — 1994 (1).



**TYRONE BRAXTON • S**  
5-11 • 185 • 11TH YR. • N. DAKOTA ST.

34

**BORN:** December 17, 1964 in Madison, Wisc.  
**HIGH SCHOOL:** James Madison High School  
Madison, Wisc.

**RESIDES:** Denver, Colo.

**ACQUIRED:** Draft #12 (334th overall), 1987

**PRO YEAR:** 11th • **YEAR WITH BRONCOS:** 10th  
**NFL GAMES PLAYED/STARTED:** 133/95

**T**yrone Braxton's 10-year career finally reaped the rewards it deserved in 1996, as he earned a much-deserved first Pro Bowl appearance by coming up with big plays week after week for the Broncos. The first-team *Football News* and second-team UPI All-AFC selection ranked fourth on the team with 102 tackles (78 solo), knocked down 19 passes, forced one fumble, recovered another and snared a team-leading nine interceptions, tying him with St. Louis' Keith Lyle for most in the NFL. The nine interceptions also exceeded his previous career high for a season (6 in 1989) and tied for the second-highest single-season total in franchise history (Willie Brown, 1964). The club record is 11 by Goose Gosnolin in 1960. For his efforts he received the 1997 Mackey Award for leading the league in interceptions. Braxton now has 29 interceptions with the Broncos (31 for his career), ranking sixth on the franchise's all-time list. He is one behind Dennis Smith for fifth place. He also owns the team record for most consecutive games with an interception with his four in games 12-15 of the 1996 season. Braxton has now been responsible for 37 takeaways as a Bronco. **1996:** Braxton finished fourth on the team with 102 tackles (78 solo), knocked down 19 passes, forced one fumble, recovered another and snared a team-leading nine interceptions, tying him with St. Louis' Keith Lyle for most in the NFL. His first pick of the year (vs. Tampa Bay, 9/15) was returned 69 yards for a Broncos touchdown. The return for a touchdown was the third of his career, and his longest, as well as being the fourth-longest scoring interception return in franchise history and fifth-longest overall.

#### 1996 NFL INTERCEPTION LEADERS

PLAYER	TEAM	INTs	TDs
1. Tyrone Braxton	Denver	9	1
2. Keith Lyle	St. Louis	9	0
3. Ashley Ambrose	Indianapolis	8	1

His second interception thwarted a Cincinnati (9/29) scoring drive in the back of the end zone. The third ended any last threat that Baltimore might have had in the Broncos' 45-34 win Oct. 20. Always possessing a knack for the big play, Braxton's fourth interception was an end-zone drive-killer versus Kansas City (10/27) with the Chiefs trailing just 17-7 in the second quarter. On 11/10 vs. Chicago, Braxton started at strong safety and played as big a roll in the Broncos' narrow 17-12 victory as any other defensive player. He finished with eight tackles (6 solo), recovered a fumble and returned it 20 yards, knocked down four passes and registered his fifth interception of the season. On the last play of the game, he knocked away a pass in the endzone that was intended for Curtis Conway, to preserve the victory. Two weeks later at Minnesota (11/24) Braxton turned in another big-play performance, posting eight tackles (5 solo), knocking down two passes and intercepting his sixth of the year, matching his previous best season (1989). The following week vs. Seattle (12/1) he finished with a team-high 12 tackles (7 solo), knocked down two passes and snagged his career-high seventh interception of the season. At Green Bay (12/8) he posted five tackles to go along with his team-leading eighth interception of the year, which he returned 14 yards. The following week vs. Oakland (12/15) he posted six solo tackles with one pass defended, as well as his ninth interception of the season. The pickoff ended the Raiders' first drive of the game, and set the tone for the afternoon. It was also his fourth consecutive game with a pick, a new team record. In Denver's AFC Divisional Playoff vs. Jacksonville (1/4/97) Braxton led the team with 11 tackles (10 solo). **1995:** Braxton started all 16 games at strong safety and finished tied for second on the team with 110 tackles (74 solo), 10 passes defended and two interceptions in his first season back in Denver after spending a year in Miami. He posted a season-high 10 tackles (7 solo) at Dallas (9/10), and turned in a fine all-around performance against Kansas City (10/22), breaking up three passes and making a touchdown-saving tackle, one of his seven (4 solo) on the day. Braxton had eight tackles (5 solo) vs. Arizona (11/5), including a first-quarter touchdown-saving solo tackle of Garrison Hearst at the Broncos' 5-yard line after a 39-yard pass play. The Cardinals were held to a field goal, and did not get into the end zone all day in Denver's 38-6 victory. Braxton matched his season high of 10 tackles (9 solo) at Philadelphia (11/12), and recorded his first interception of the year against Jacksonville (12/3) along with 7 tackles (4 solo) on the day. His second interception came just a week later against Seattle (12/10), and was returned 36 yards. **1994:** Braxton played in all 16 games for a Miami team that advanced to the AFC Divisional Playoff before falling to San Diego. He recorded six tackles and two interceptions during the season, playing in nickel situations and on special teams. Braxton was signed by the Dolphins as an unrestricted free agent from Denver May 13, 1994, and was a teammate in Miami of current Bronco Aaron Craver. **1993:** Braxton started all 16 games for the Broncos, his fifth straight season as the team's starting left cornerback. He finished second on the team in total tackles with 111 (79 solo), intercepted three passes for 37 yards in returns, had a team-high 19 passes defended, recovered two fumbles and forced two as well. **1992:** Braxton started all 16 games at left corner and led the team with 16 passes defended, 99 tackles (56 solo) and two interceptions. He played well in week two against San Diego (9/13), notching 11 tackles and four passes defended. **1991:** Braxton made a successful comeback from a knee injury that caused him to miss most of the 1990 campaign. He started at left corner and marked his return by intercepting a pass for a touchdown in the season-opener vs. Cincinnati (9/1). Braxton recorded 92 total tackles (57 solo), 12 passes defended, four interceptions, a sack, a forced fumble and a fumble recovery in regular season play. He had a big game against New England (12/1), posting six tackles, three passes defended and a sack. In postseason play, Braxton had 14 tackles (7 solo) and intercepted a pass in the AFC Championship Game at Buffalo (1/12). **1990:**



# MOST INTERCEPTIONS BY A BRONCO, SEASON

PLAYER	YEAR	INTs
1. Goose Gosnell	1960	11
2. Tyrone Braxton	1996	9
Willie Brown	1964	9

Braxton tore the medial collateral ligament in his right knee in the third game of the season and underwent surgery, thus ending his season. Up to that point he had registered 17 total tackles, an interception and two passes defended. **1989:** Braxton had a tremendous campaign in his third NFL season, playing cornerback for the first time in his career. He started every game for the Broncos and ranked sixth in the AFC with a team-leading six interceptions, while also pacing Denver's defense with 14 passes defended. In regular season play Braxton posted 111 total tackles (77 solo), two forced fumbles and two fumble recoveries. He helped set the tone for the Broncos' defensive resurgence that season when on opening day vs. Kansas City (9/10) he intercepted a pass on the Chiefs' first play from scrimmage and returned it 34 yards for a touchdown. Braxton also set up a Denver touchdown with a 35-yard fumble return against Washington (11/20), and racked up 12 tackles and an interception at Seattle (10/22). **1988:** Braxton had a good season as one of the leaders on Denver's special teams and as a reserve defensive back. He closed that campaign with a total of 49 tackles (38 solo), five passes defended, two interceptions, a fumble recovery and a quarterback sack. **1987:** Braxton played in the final two regular season games and all three postseason contests, spending the first 13 weeks of the season on injured reserve with a shoulder injury suffered in the preseason. He played primarily on special teams in the regular season, then posted five total tackles (3 solo) in the postseason. The rookie was named Denver's special teams most valuable player for his performance in the divisional playoff game vs. Houston (1/10). Braxton was Denver's 12th-round draft pick in 1987, the second-to-last player taken.

**COLLEGE:** Braxton was a defensive back and punt return specialist at North Dakota State, earning all-conference honors as a senior after posting 128 tackles, an interception, and two fumble recoveries. As a junior he led the conference with five interceptions and a punt return average of 15.0, earning him second-team all-conference honors. Braxton was a member of the North Central Conference champion outdoor 400-meter relay squad that competed in the national championship.

**PERSONAL:** Tyrone and his wife Elizabeth reside in Denver. He was chosen as the Broncos' 1996 Unsung Hero by the NFL Players Association. A native of Madison, Wisc., Braxton attended James Madison Memorial High School, where he was named all-conference in football as a senior. He lettered twice each in football and basketball and once in track. Tyrone majored in physical education, enjoys fishing in his spare time and once had a job as a gravedigger. Tyrone is a relative of the late Jim Braxton, a former fullback for the Buffalo Bills. His full name is Tyrone Scott Braxton.

## BRAXTON'S PROFESSIONAL RECORD

Year	Club	G	S	UT	A	TT	S-Yds.	I-Yds.	PD	FR	FF
1987	Denver	2	0	0	0	0	0-0	0-0	0	0	0
1988	Denver	16	0	38	11	49	1-7	2-6	5	0	0
1989	Denver	16	15	77	34	111	0-0	6-103	14	2	2
1990	Denver	3	2	11	6	17	0-0	1-10	2	0	0
1991	Denver	16	15	57	35	92	1-8	4-61	12	1	1
1992	Denver	16	14	56	43	99	0-0	2-54	16	0	0
1993	Denver	16	16	79	32	111	0-0	3-37	19	2	2
1994	Miami	16	0	4	2	6	0-0	2-3	4	0	0
1995	Denver	16	16	74	36	110	0-0	2-36	10	0	0
1996	Denver	16	16	78	24	102	0-0	9-128	19	1	1
<b>CAREER TOTAL</b>		<b>133</b>	<b>95</b>	<b>474</b>	<b>223</b>	<b>697</b>	<b>2-15</b>	<b>31-438</b>	<b>101</b>	<b>6</b>	<b>6</b>

## BRAXTON'S PLAYOFF RECORD

Year	Club	G	S	UT	A	TT	S-Yds.	I-Yds.	PD	FF	FR
1987	Denver	3	0	2	0	2	0-0	0-0	0	0	0
1989	Denver	3	3	17	1	18	1-0	0-0	4	0	1
1991	Denver	2	2	4	3	7	0-0	1-5	1	0	0
1993	Denver	1	1	3	0	3	0-0	0-0	0	0	0
1996	Denver	1	1	10	1	11	0-0	0-0	0	0	0
<b>CAREER TOTAL</b>		<b>10</b>	<b>7</b>	<b>36</b>	<b>5</b>	<b>41</b>	<b>1-0</b>	<b>1-5</b>	<b>5</b>	<b>0</b>	<b>1</b>



## BUBBY BRISTER • QB

6-3 • 207 • 11TH YR. • NORTHEAST LOUISIANA

BORN: August 15, 1962 in Monroe, La.

HIGH SCHOOL: Neville High School  
Monroe, La.

RESIDES: Monroe, La.

ACQUIRED: Free Agent, 1997

PRO YEAR: 11th • YEAR WITH BRONCOS: 1st

NFL GAMES PLAYED/STARTED: 87/71

Bubby Brister brings a wealth of experience to an already stable Broncos quarterbacking corps and figures to compete with Bill Musgrave and Jeff Lewis for the backup position to John Elway. Brister, in his 11th NFL season, has played in 87 games (71 starts) and amassed 13,242 passing yards on 1,101 completions (2,032 pass attempts). He has thrown 74 touchdowns and 68 interceptions, and rushed 161 times for 405 yards (7 TDs). Brister has also played in two postseason contests (both starts) with Pittsburgh in 1989. He played for the Steelers from 1986-92, Philadelphia from 1993-94 and the Jets in 1995. Brister's career highs in passing yards (353) and his longest touchdown pass (90) both came against the Broncos in 1990. He was drafted in the third round (67th overall) by Pittsburgh in 1986 out of Northeast Louisiana. **1996:** Brister was out of football. **1995:** Brister played nine games for the Jets and started four (games 7-10), completing 93 of 170 passes (54.7%) for 726 yards, four touchdowns and eight interceptions. He was also sacked 16 times (-122). In the season opener at Miami, Brister spelled Boomer Esiason and went 5-8 for 37 yards and one interception. In Week Two vs. Indianapolis he played but did not throw a pass. Brister completed 13 of 23 passes for 112 yards, one touchdown and one interception at Buffalo (10/8). The next week at Carolina he completed 17 of 41 passes for 143 yards with 3 interceptions. A week later against Miami (10/22) he was 15-26 for 152 yards with two touchdowns and one interception in New York's 17-16. He followed that at Indianapolis (10/29) by completing 19 of 31 for 154 yards, one touchdown and one interception. Brister signed with the Jets as an unrestricted free agent Mar. 1, 1995. **1994:** Brister played in seven games (two starts) for Philadelphia as the backup to Randall Cunningham. He was also the holder on field goals and PATs in Games 1-5. Brister started the final two games of the year, eclipsing the 300-yard passing mark for the fifth time in his career with a 26-of-37, 325-yard, one-touchdown performance in the season finale at Cincinnati. **1993:** Brister started eight games with Philadelphia and finished fourth in the NFC (7th NFL) with an 89.4 passer rating. He led Philly to a 4-2 record over the final six games, completing 141 of 236 passes for 1,479 yards, 11 touchdowns and three interceptions. He threw for three touchdowns and 350 yards and led a 68-yard overtime drive that set up the game-winning field goal in the season finale at San Francisco on Monday Night Football. He also threw for three scores the previous week at New Orleans. Brister set career-highs for attempts (45) and completions (27) at Dallas (12/6), then topped that performance a week later with 28 completions on 48 attempts for 299 yards and a score vs. Buffalo. He led a 75-yard game-winning drive at Washington (11/28) that culminated with a two-yard pass to James Joseph with 46 seconds remaining in regulation to give the Eagles a 17-14 victory. He took over for Cunningham in Game Four against the Jets and started two games before missing the next five with neck and ankle injuries. **1992:** Brister played in six games for Pittsburgh, starting the last four in place of injured Neil O'Donnell. He led the team to two comeback victories, including a 23-13 win over Cleveland that clinched a home playoff game for the Steelers. **1991:** Brister started Games 1-5 for Pittsburgh before a sprained knee in Game Five forced him out of the next eight contests. He returned to the starting lineup for the final three games of the season and finished the year with 103 completions on 190 attempts for 1,350 yards, nine touchdowns and nine interceptions en route to a 5-3 record as a starter. **1990:** Brister started all 16 games for the first time in his career and had his best year as a pro, setting career highs in attempts (387), completions (223), passing yards (2,725), touchdown passes (20) and passer rating (81.6). The 20

scores were the most by a Pittsburgh quarterback since Terry Bradshaw's 22 in 1981. Brister ranked sixth in the AFC and 10th in the NFL in passer rating. He had an outstanding day at Denver (10/14), completing 21 of 28 for a career-high 353 yards and four touchdowns in a 34-17 win, including a career-long 90-yard touchdown pass to Dwight Stone. He earned AFC Offensive Player of the Month honors for October. **1989:** Brister started 14 games for the Steelers and finished the season with a 73.1 passer rating. He had a stretch of eight games without throwing an interception after throwing three on opening day vs. Cleveland. Brister set a Steeler record with 15 consecutive completions at Detroit and finished 21 of 27 for 267 yards and one touchdown to earn AFC Offensive Player of the Week honors. He sprained his left knee in Game Five vs. Cincinnati, forcing him to miss Games 6-7, but came back to lead the team to wins in five of their last six games. Brister was 15 of 33 for 127 yards in Pittsburgh's 26-23 overtime AFC Wild Card victory at Houston. He was 19 of 29 for 229 yards and a score the next week in the AFC Divisional Playoff loss at Denver. **1988:** Brister won the Steelers' starting job over Todd Blackledge and Steve Bono and led the team with six rushing touchdowns. He won his first game as a starter in Pittsburgh's opening day win over Dallas. He missed three games with a dislocated finger on his throwing hand in Game Five vs. Cleveland. He threw the AFC's longest pass of the year (89-yard TD to Louis Lipps) vs. Philadelphia and earned AFC Offensive Player of the Week honors with his 17-of-36, 311-yard, three-touchdown performance in a 37-34 upset win at Houston. **1987:** Brister played in two games for Pittsburgh and was 4 of 12 for 33 yards and three interceptions. **1986:** Brister started two games for the injured Mark Malone and was 21 of 60 for 291 yards and two interceptions. He was a third-round selection by the Steelers out of Northeastern Louisiana (4th QB, 67th player overall).

**COLLEGE:** Brister played collegiately at Northeastern Louisiana where he was a first-team All-Southland Conference selection and Louisiana's Most Valuable Player as a senior when he ranked seventh in the country with a 134.8 passer rating. Brister led the conference in passing and total offense as a senior. He transferred to Northeastern Louisiana from Tulane.

**PERSONAL:** Brister was a two-sport star at Neville High School in Monroe, La., and was drafted in the 10th round by the Detroit Tigers baseball team in 1981. He played 39 games in their farm system, batting .180 (20-for-111) with 10 RBI as a shortstop and outfielder. He also played winter ball for current Florida Marlins manager Jim Leyland. Walter Andrew Brister III was born Aug. 15, 1962 in Monroe, La. He was given the nickname "Bubby" by his five older sisters. He and his wife Bonnie reside in Louisiana during the offseason. Brister has been involved in numerous charitable and community activities throughout his time in the NFL, including the Ronald McDonald House.

### BRISTER'S PROFESSIONAL RECORD

PASSING												
Year	Club	G	S	Att.	Comp.	Pct.	Yds.	TD	Int.	LG	Sack	Yds.
1986	Pittsburgh	2	2	60	21	35.0	291	2	0	58	6	57
1987	Pittsburgh	2	0	12	4	33.3	20	3	0	10	2	14
1988	Pittsburgh	13	13	370	175	47.3	2,634	14	11	89	36	292
1989	Pittsburgh	14	14	342	187	54.7	2,365	10	9	79	45	452
1990	Pittsburgh	16	16	387	223	57.6	2,725	14	20	90	28	213
1991	Pittsburgh	8	8	190	103	54.2	1,350	9	6	65	15	145
1992	Pittsburgh	6	4	116	63	54.3	719	2	5	42	13	88
1993	Philadelphia	10	8	309	181	58.6	1,905	14	5	58	19	148
1994	Philadelphia	7	2	76	51	67.1	507	2	1	53	5	39
1995	N.Y. Jets	9	4	170	93	54.7	726	4	8	32	16	122
1996												
<b>CAREER TOTAL</b>		<b>87</b>	<b>71</b>	<b>2,032</b>	<b>1,101</b>	<b>54.2</b>	<b>13,242</b>	<b>74</b>	<b>68</b>	<b>90</b>	<b>185</b>	<b>1,570</b>

RUSHING												
Year	Club	Att.	Yds.	Avg.	LG	TD						
1986	Pittsburgh	6	10	1.7	9	1						
1987	Pittsburgh	0	0	0.0	0	0						
1988	Pittsburgh	45	209	4.6	20	6						
1989	Pittsburgh	27	25	0.9	15	0						
1990	Pittsburgh	25	64	2.6	11	0						
1991	Pittsburgh	11	17	1.6	8	0						
1992	Pittsburgh	10	16	1.6	8	0						
1993	Philadelphia	20	39	2.0	13	0						
1994	Philadelphia	1	7	7.0	7	0						
1995	N.Y. Jets	16	18	1.1	7	0						
1996												
<b>CAREER TOTAL</b>		<b>161</b>	<b>405</b>	<b>2.5</b>	<b>20</b>	<b>7</b>						

### BRISTER'S POSTSEASON RECORD

PASSING												
Year	Club	G	S	Att.	Comp.	Pct.	Yds.	TD	Int.	LG	Sack	Yds.
1989	Pittsburgh	2	2	62	34	54.8	356	1	0	33	1	15
<b>CAREER TOTAL</b>		<b>2</b>	<b>2</b>	<b>62</b>	<b>34</b>	<b>54.8</b>	<b>356</b>	<b>1</b>	<b>0</b>	<b>33</b>	<b>1</b>	<b>15</b>

RUSHING					
Year	Club	Att.	Yds.	Avg.	LG
1989	Pittsburgh	3	5	1.6	3
<b>CAREER TOTAL</b>		<b>3</b>	<b>5</b>	<b>1.6</b>	<b>3</b>

**ADDITIONAL STATISTICS:** Brister caught one pass for 10 yards in 1989.

### BRISTER'S SINGLE-GAME HIGHS

(Postseason in parenthesis)

**Most pass attempts** — 48 vs. Buffalo, 12/12/93 (33 at Houston, 12/31/89). **Most pass completions** — 26 vs. Buffalo, 12/12/93 (19 at Denver, 1/7/90). **Most yards passing** — 353 at Denver, 10/14/90 (229 at Denver, 1/7/90). **Most touchdown passes** — 4 three times, most recently vs. Rams, 12/23/90 (1 at Denver, 1/7/90). **Most interceptions** — 3 four times, most recently vs. Miami, 9/30/90 (none). **Longest pass completion** — 90 to Dwight Stone at Denver, 10/14/90 (33 in 1989).



**JAMIE BROWN • T**  
6-8 • 320 • 3RD YR. • FLORIDA A&M

**BORN:** April 24, 1972 in Miami, Fla.  
**HIGH SCHOOL:** Killian High School  
Miami, Fla.

**RESIDES:** Aurora, Colo.  
**ACQUIRED:** Draft #4a (121st overall), 1995  
**PRO YEAR:** 3rd • **YEAR WITH BRONCOS:** 3rd  
**NFL GAMES PLAYED/STARTED:** 18/2

Jamie Brown continued his development in 1996 to set the foundation for what might one day make him a star at the offensive tackle position in the NFL. On numerous occasions during the '96 season he was asked to spell perennial All-Pro Gary Zimmerman and filled in admirably. He has now played in 18 regular season games with two starts in his first two NFL seasons after being chosen by the Broncos in the fourth round (121st overall) of the 1995 draft. At 6-8, 320 pounds, Brown is the tallest player ever drafted by the Broncos, and the second-tallest ever signed by the club (6-9 Kevin Farkas did not make the club in 1994). **1996:** Brown played in 12 regular season games and made two starts — including his first in the NFL (Green Bay, 12/8) — in place of injured starter Gary Zimmerman. He was inactive three times (vs. NY Jets, 9/1; at Seattle, 9/8; and at Kansas City, 9/22), and was active but did not play in one contest (at Minnesota, 11/24). Aside from his two starts and the extensive action he saw in place of Zimmerman vs. Chicago (11/10) and at San Diego (12/22), Brown played primarily on special teams. In Denver's AFC Divisional Playoff vs. Jacksonville Brown saw action only on special teams. **1995:** Brown was active for eight of the first 11 games in his rookie season, and saw action in six, before breaking his left foot in practice Nov. 23. Brown was placed on injured reserve Nov. 27. He showed great promise for the future on the Broncos' offensive line, and helped to contribute to Denver's vastly improved running game in 1995. Brown was active for the first eight games before being deactivated for the Arizona game (11/5). In the season-opener against Buffalo (9/3), he saw action in his first professional game, backing up Gary Zimmerman at left tackle and contributing on special teams.

**COLLEGE:** Brown made great improvement from his freshman year at Division I-AA Florida A&M to his senior year, starting 38 of 45 games. Brown started all 11 games as a senior in 1994, earning All-Mid-Eastern Athletic Conference honors for his work on the Rattlers' offensive line. The Rattlers averaged 158.5 yards per game on the ground and 4.8 yards per play on offense. He was the lead blocker for halfback Shamel Simpkins, an all-conference player who rushed for 1,100 yards and eight touchdowns, including seven 100-yard rushing performances. Brown started every game as a junior, after playing a key role as a sophomore for a Rattlers team that made its first postseason appearance since 1978, earning a bid in the Alamo Heritage Bowl against Grambling State. He started seven games as a freshman in 1991.



**PERSONAL:** Jamie is a graduate of Killian (Miami, Fla.) High School, where he was a prep All-American in football, and also ran track and played basketball. He did not start playing football until he was a junior in high school, having spent his first two years at the New World School of Arts. Brown's head coach at Florida A&M was Billy Joe, who was a fullback for the Broncos from 1963-64. Other former Rattlers to play for the Broncos include WR Ray Alexander (1984), WR Al Denson (1964-70), and FB Hewitt Dixon (1963-65). Jamie has three sisters, Wendy, Sandy, and Lekietrise, and one brother, Bruce. Sandy, a former Miami Dolphins cheerleader, is married to All-Pro wide receiver Michael Irvin. Jamie is the son of Jimmie Brown and Jeannie Blunt. He was born April 24, 1972 in Miami, Fla.

#### BROWN'S PROFESSIONAL RECORD

Year	Club	Games	Starts
1995	Denver	6	0
1996	Denver	12	2
<b>CAREER TOTAL</b>		<b>18</b>	<b>2</b>

#### BROWN'S PLAYOFF RECORD

Year	Club	Games	Starts
1996	Denver	1	0
<b>CAREER TOTAL</b>		<b>1</b>	<b>0</b>



#### KEN BROWN • LB

6-1 • 235 • 2ND YR. • VIRGINIA TECH

**BORN:** May 5, 1971 in Wiesbaden, Germany

**HIGH SCHOOL:** Monacan High School  
Richmond, Va.

**RESIDES:** Midlothian, Va.

**ACQUIRED:** Draft #4b (124th overall), 1995

**PRO YEAR:** 2nd • **YEAR WITH BRONCOS:** 2nd

**NFL GAMES PLAYED/STARTED:** 2/0

**K**en Brown was signed by the Broncos January 8, 1997 after spending the 1996 season out of football. A 1995 fourth-round (124th overall) draft choice of the Broncos from Virginia Tech, Brown saw action in two games as a rookie in '95. He went through training camp with the Broncos in '96 before being waived Aug. 20. **1996:** Out of football. **1995:** Brown played in two games for the Broncos, seeing his first NFL action at Seattle (10/1), both at linebacker and on special teams. His other appearance came at Houston Nov. 26. He was inactive for the other 14 games.

**COLLEGE:** Brown started 42 of 44 games in his four seasons at Virginia Tech. He started 10 games at outside linebacker as a senior, registering 93 tackles (54 solo, third on team), two sacks (-23), six stops for losses (-9) and two interceptions. He was an honorable mention All-America and All-Big East first-team selection by *The Poor Man's Guide to the NFL Draft* and *The Sporting News* after a senior season in which he was team captain. For his career he totaled 342 tackles (195 solo), 12 sacks and five interceptions. He earned All-Big East second-team honors as a junior, after being named second-team Freshman All-America from *Football News* and *The Poor Man's Guide to the NFL Draft*. Prior to enrolling at Tech he played at Fork Union (Va.) Military Academy, the same school that produced veteran NFL quarterback Vinny Testaverde.

**PERSONAL:** Brown and his wife, Kim, are parents of a son, Jamie Jr. Brown was a two-time All-District selection as both a linebacker and running back at Monacan (Richmond, Va.) High School. He was a two-time team MVP and an all-region pick on defense as a senior and offense as a junior. Brown lettered twice in basketball and performed on the AAU hoop squad that advanced to the national finals. A housing, interior design and resource management major at Virginia Tech, Kenneth Anderson Brown was born May 5, 1971 in Wiesbaden, Germany.

#### BROWN'S PROFESSIONAL RECORD

Year	Club	G	S	UT	A	TT	S-Yds.	I-Yds.	PD	FF	FR
1995	Denver	2	0	0	0	0	0-0	0-0	0	0	0
OUT OF FOOTBALL											
<b>CAREER TOTAL</b>		<b>2</b>	<b>0</b>	<b>0</b>	<b>0</b>	<b>0</b>	<b>0-0</b>	<b>0-0</b>	<b>0</b>	<b>0</b>	<b>0</b>



#### KEITH BURNS • LB

6-2 • 245 • 4TH YR. • OKLAHOMA ST.

**BORN:** May 16, 1972 in Greelyville, S.C.  
**HIGH SCHOOL:** T.C. Williams High School  
Alexandria, Va.

**RESIDES:** Aurora, Colo.

**ACQUIRED:** Draft #7a (210th overall), 1994

**PRO YEAR:** 4th • **YEAR WITH BRONCOS:** 4th

**NFL GAMES PLAYED/STARTED:** 43/1

**K**eith Burns continued to be the Broncos' steady special teams player throughout the 1996 season while expanding his role in the team's defensive scheme at middle linebacker. He has played in 43 games (one start) in his three-year career, totaling 45 stops and one forced fumble. He led the team in special teams tackles in '95 (16) and tied for the team lead in '96 (16). **1996:** Burns played in all 16 regular season games, primarily on special teams, but also as a backup at middle linebacker, making five tackles (two solo). He also made 16 special teams tackles, according to unofficial press box statistics, to tie for the team lead. Against Seattle (12/1) Burns was in on 11 defensive plays and made two tackles (1 solo), while also contributing one tackle on special teams. He was also involved in the goal-line stand that helped clinch the Broncos' 17-12 victory over Chicago (11/10). In Denver's AFC Divisional Playoff Game vs. Jacksonville (1/4/97) Burns made one special teams tackle and returned one kickoff for 14 yards. He had offseason surgery on his right shoulder Jan. 15, 1997. **1995:** Burns saw action in all 16 games in his second year, playing both at linebacker and on special teams. He made 22 tackles (14 solo) — including 1.5 sacks — and forced a fumble on defense, in addition to leading the team lead with 16 special teams tackles. He also had two fumble recoveries on special teams. Burns recorded his first career sack against Washington (9/17), dropping Redskins quarterback Gus Frerotte for an eight-yard loss in the fourth quarter. His season high in tackles came at Seattle (10/1) when he recorded six (5 solo) and added one on special teams. Against Oakland (10/16), Burns saw his most extensive action of the season after Dave Wyman was ejected in the first quarter following a personal foul. He responded with four tackles (3 solo) and a forced fumble as the Broncos went on to shut out the Raiders 27-0. Burns recovered fumbles on special teams in back-to-back games, versus San Diego (11/19) and at Houston (11/26). **1994:** Burns played in 11 of the Broncos' 16 games during his rookie season, including one start on opening day against San Diego (9/4). He immediately made his presence felt by recording nine tackles (8 solo), second-best on the team, in his first NFL game in place of the injured Dave Wyman. His next-best numbers came two weeks later against the Raiders (9/18) when he notched five stops (4 solo). Burns saw time primarily on special teams throughout the rest of his rookie season, finishing the year with 18 tackles (14 solo).

**COLLEGE:** Burns recorded 233 tackles (182 solo), six sacks, one interception, five fumble recoveries and three forced fumbles during his two years at Oklahoma State. He earned second-team All-America and first-team All-Big Eight honors from *Football News*, as well as Playboy All-America honors as a senior in 1993. He played both at strongside outside linebacker and middle linebacker during the season, leading the Cowboys with 107 tackles (80 solo) and adding one sack, three fumble recoveries and three pass deflections. Burns, who also earned first-team All-Big Eight kudos and Big Eight Defensive Newcomer of the Year honors as a junior transfer in 1992, closed out his collegiate career with an appearance in the East-West Shrine Game. He played his first two collegiate seasons at Navarro (Texas) Junior College where he earned first-team JC All-America honors in 1991, recording 192 tackles (102 solo), six sacks, three interceptions, six pass deflections, four forced fumbles and three fumble recoveries.

**PERSONAL:** Keith and his wife, Michelle, have two daughters, Danielle and Rachel. A native of Greelyville, S.C., Burns earned three letters in football, two in basketball and one in baseball at T.C. Williams

High School in Alexandria, Va., where he was also a two-time all-district selection in basketball. He has his associate of arts degree from Navarro Junior College and was a sociology major at Oklahoma State. Keith enjoys bowling in his spare time. Keith Bernard Burns was born May 16, 1972 in Greelyville, S.C.

#### BURNS' PROFESSIONAL RECORD

Year	Club	G	S	UT	A	TT	S-Yds.	I-Yds.	PD	FR	FF
1994	Denver	11	1	14	4	18	0-0	0-0	0	0	0
1995	Denver	16	0	14	9	22	1.5-9	0-0	0	0	1
1996	Denver	16	0	2	3	5	0-0	0-0	0	0	0
<b>CAREER TOTAL</b>		<b>43</b>	<b>1</b>	<b>30</b>	<b>15</b>	<b>45</b>	<b>1.5-9</b>	<b>0-0</b>	<b>0</b>	<b>0</b>	<b>1</b>

**ADDITIONAL STATISTICS:** Returned one kickoff for five yards against Jacksonville in 1995. Special teams tackles — 1994 (18), 1995 (16), 1996 (16).

#### BURNS' PLAYOFF RECORD

Year	Club	G	S	UT	A	TT	S-Yds.	I-Yds.	PD	FR	FF
1996	Denver	1	0	0	0	0	0-0	0-0	0	0	0
<b>CAREER TOTAL</b>		<b>1</b>	<b>0</b>	<b>0</b>	<b>0</b>	<b>0</b>	<b>0-0</b>	<b>0-0</b>	<b>0</b>	<b>0</b>	<b>0</b>

**ADDITIONAL STATISTICS:** Returned one kickoff for 14 yards and made one special teams tackle.

### GLENN CADREZ • LB

6-3 • 245 • 6TH YR. • HOUSTON

**BORN:** January 2, 1970 in El Centro, Calif.  
**HIGH SCHOOL:** Central Union High School  
 El Centro, Calif.  
**RESIDES:** El Centro, Calif.  
**ACQUIRED:** Free Agent, 1995  
**PRO YEAR:** 6th • YEAR WITH BRONCOS: 3rd  
**NFL GAMES PLAYED/STARTED:** 75/7

59

Glenn Cadrez played a significant role in the Broncos' defensive success in 1996, spelling rookie John Mobley and shoring up the revamped linebacking corps that entered training camp in 1996. Cadrez has played in 75 NFL games (seven starts), the first 49 with the New York Jets, where he played for Broncos' defensive coordinator Greg Robinson. Cadrez was originally signed by the Broncos Sept. 27, 1995 after playing in one game, the season-opener, for the Jets. 1996: Cadrez saw action in all 16 regular season games, both as a linebacker and on special teams. He made 15 tackles (7 solo), including half a sack, on defense and six tackles on special teams. His most extensive action of the season came vs. San Diego (10/6) when he replaced an injured John Mobley and played nearly half the game at weakside linebacker. He also replaced Mobley for a significant portion of the game at Oakland (11/4) on Monday Night Football, making two tackles (one solo). He participated on special teams in Denver's lone postseason contest. 1995: Cadrez, who had played in the season opener as a member of the New York Jets before being released Sept. 19, made his first Broncos' — and professional — start at left linebacker at New England (10/8) as a replacement for the injured Elijah Alexander. He took over that role full-time when Alexander was placed on injured reserve (11/22). Cadrez finished the season with 44 tackles (22 solo), two sacks and one fumble recovery on defense, and contributed two more tackles on special teams. Cadrez made his first appearance as a Bronco at Seattle (10/1), and started the following week at New England (10/8). He tore cartilage in his right knee during the latter contest, and underwent arthroscopic surgery Tuesday, Oct. 10. He was expected to miss two weeks, but did not return to action until Nov. 5 when the Broncos faced the Cardinals. Cadrez registered the first two sacks of his career on consecutive plays — third and fourth down — to thwart a late Jacksonville rally Dec. 3 in the Broncos' 31-23 win. He also made a key play in the fourth quarter of the Broncos' come-from-behind victory at Oakland in the season finale (12/24), recovering a fumble at Denver's 28-yard line with 3:52 remaining in the game and the score tied at 28-28. The recovery stalled the Raiders' potential game-winning drive, and set up the Broncos' own game-winning drive that culminated with a Jason

Elam 37-yard field goal. 1994: As a member of the New York Jets, Cadrez played in all 16 games, primarily on special teams, recording 11 special teams stops. 1993: Cadrez played in all 16 games, recording 11 special teams tackles and six tackles as a backup linebacker. 1992: As a rookie, Cadrez played in all 16 games, registering eight special teams tackles on the season. He was a sixth-round pick (154th overall) by the Jets in 1992.

**COLLEGE:** Cadrez played collegiately at the University of Houston from 1990-91, where he was a teammate of Bronco linebacker Allen Aldridge. He earned All-Southwest Conference honors as a senior in 1991 when he led the Cougars with 12 sacks as a defensive end. For the season he recorded 63 tackles, one forced fumble and 14 tackles for loss. Cadrez transferred to Houston from Chaffey Junior College, where he led the team in tackles and sacks both seasons he was there.

**PERSONAL:** Cadrez is a native of El Centro, Calif., where he attended Central Union High School and was an all-league selection in football. He and his wife, Betsy, and their two daughters, make their home in El Centro. Glenn was born January 2, 1970.

#### CADREZ'S PROFESSIONAL RECORD

Year	Club	G	S	UT	A	TT	S-Yds.	I-Yds.	PD	FR	FF
1992	NY Jets	16	0	1	0	1	0-0	0-0	0	0	0
1993	NY Jets	16	0	5	1	6	0-0	0-0	0	0	0
1994	NY Jets	16	0	0	1	1	0-0	0-0	0	0	0
1995	NYJ/Denver	11	7	22	22	44	2-3	0-0	0	0	1
1996	Denver	16	0	7	8	15	0-0	0-0	0	0	0
<b>CAREER TOTAL</b>		<b>75</b>	<b>7</b>	<b>35</b>	<b>32</b>	<b>67</b>	<b>2-3</b>	<b>0-0</b>	<b>0</b>	<b>0</b>	<b>1</b>

**ADDITIONAL STATISTICS:** Special teams tackles — 1992 (8), 1993 (11), 1994 (11), 1995 (3), 1996 (6).

#### CADREZ'S PLAYOFF RECORD

Year	Club	G	S	UT	A	TT	S-Yds.	I-Yds.	PD	FR	FF
1996	Denver	1	0	0	0	0	0-0	0-0	0	0	0
<b>CAREER TOTAL</b>		<b>1</b>	<b>0</b>	<b>0</b>	<b>0</b>	<b>0</b>	<b>0-0</b>	<b>0-0</b>	<b>0</b>	<b>0</b>	<b>0</b>



### MARK CAMPBELL • DT

6-1 • 290 • 2ND YR. • FLORIDA

**BORN:** Sept. 12, 1972 in Jamaica  
**HIGH SCHOOL:** Sunset High School  
 Miami, Fla.  
**RESIDES:** Englewood, Colo.  
**ACQUIRED:** Draft #3 (78th overall), 1996  
**PRO YEAR:** 2nd • YEAR WITH BRONCOS: 2nd  
**NFL GAMES PLAYED/STARTED:** 0/0

67

The 1996 season was a learning experience for Mark Campbell, who helped add youth to the Broncos' defensive line. The second-year defensive tackle will be looked upon to step up and contribute more during the 1997 season. Campbell was selected by the Broncos in the third round of the 1996 draft (78th overall) out of Florida. 1996: Campbell was declared inactive for all 16 games. He played in the final three preseason games as a reserve on the defensive line and made one solo tackle.

**COLLEGE:** Campbell was a three-year starter at the University of Florida where he played in four bowl games (Gator, Sugar twice and Fiesta) for a team that was consistently ranked in the Top 10. He played in 46 games (37 starts) as a defensive end, stepping to the forefront as a senior in 1995, earning All-Southeastern Conference honors as the leader on a defensive line that had lost two first-round choices in the '95 draft — Kevin Carter (Rams) and Ellis Johnson (Colts). He finished his Gator career with 127 tackles (71 solo), 17 sacks (-136 yards), 37 quarterback pressures, 33 tackles for loss (-199), two pass break-ups, three fumble recoveries and five forced fumbles.

**PERSONAL:** Campbell was a first-team all-district and second-team All-Dade County selection at Sunset High School in Miami, Fla., where he recorded 82 tackles (39 solo) with 18 sacks as a senior in 1990. A recreation major at Florida, Mark Anthony Campbell was born Sept. 12, 1972, in Jamaica. He makes his home in Englewood, Colo.



## CAMPBELL'S PROFESSIONAL RECORD

Year	Club	G	S	UT	A	TT	S-Yds.	I-Yds.	PD	FF	FR
1996	Denver	0	0	0	0	0	0-0	0-0	0	0	0
CAREER TOTAL		0	0	0	0	0	0-0	0-0	0	0	0



## DWAYNE CARSWELL • TE

6-3 • 261 • 4TH YR. • LIBERTY

89

BORN: January 18, 1972 in Jacksonville, Fla.  
HIGH SCHOOL: University Christian High School  
Jacksonville, Fla.

RESIDES: Englewood, Colo.  
ACQUIRED: Free Agent, 1994  
PRO YEAR: 4th • YEAR WITH BRONCOS: 4th  
NFL GAMES PLAYED/STARTED: 29/4

Dwayne Carswell became more of an integral part of the Broncos high-powered offense in 1996, receiving more playing time than ever before in his three-year career. He helped the Broncos set numerous offensive records with his pass-catching and blocking abilities, and figures to take on an even larger role in 1997. Carswell is in his fourth year with the Broncos after joining the club in 1994 as a rookie free agent. **1996:** Carswell saw action in all 16 regular season games and started one at tight end in place of Shannon Sharpe (at San Diego, 12/22). Most of his action during the regular season came on special teams and as the second tight end on offense. For the season he caught 15 passes for 85 yards, and made five special teams tackles according to unofficial press box statistics. He caught a career-high four passes (16 yards) vs. Oakland (12/15) in the Broncos' 24-19 victory, and later started at tight end in place of Shannon Sharpe (ankle) at San Diego (12/22) in Denver's regular season finale and caught three passes for 24 yards. Carswell started as the second tight end for Denver against the Chargers on Oct. 6, as the Broncos opened the game in a two-tight end set. He caught a three-yard pass and made one special teams tackle. He also saw plenty of action at tight end in Denver's regular season opener against the Jets, as Shannon Sharpe was nursing a slightly sprained ankle. In Denver's AFC Divisional Playoff vs. Jacksonville, Carswell saw action as the backup tight end, catching two passes for 18 yards with a long of 10, and also contributed on special teams in his first career postseason game. **1995:** Carswell was declared inactive for seven of the Broncos' first 13 games, before making his first career start against Seattle Dec. 10. He replaced the injured Shannon Sharpe (eye) and Jerry Evans (knee) in the starting lineup, and did so again the following week at Kansas City (12/17) when he caught two passes for 32 yards, including a career-best 23-yarder. He sprained his ankle on the second play of the game, but played through it. For the year, Carswell caught three passes for 37 yards and made two special teams tackles. His first action of the season came at Seattle (10/1) when he played on special teams, and he made his first appearance on offense versus Arizona (11/5). Carswell's first career start came Dec. 10 against Seattle when he caught his first career pass, a five-yarder from John Elway in the second quarter. He was inactive for the first four games of the season. **1994:** Carswell spent the first 11 weeks of the season on the practice squad before being moved to the active roster during the week of the Cincinnati game (11/27). He played on special teams during that game, and then saw his first duty at tight end the following week at Kansas City (12/4). Carswell again saw action in the following two games, recovering a fumble against the Raiders (12/11), but was inactive in the season finale against New Orleans (12/24).

**COLLEGE:** Carswell finished his career at Liberty with 65 receptions for 511 yards and two touchdowns, and posted senior-year totals of 32 receptions for 259 yards in 1993. He also played in the Flames' offensive backfield for two seasons, finishing 1991 with 435 yards rushing and five touchdowns. Carswell was coached at Liberty by former Cleveland Browns' head coach Sam Rutigliano.

**PERSONAL:** Carswell, a native of Jacksonville, Fla., earned all-state honors as a junior and senior at Temple and University Christian High Schools. He was named second-team all-state as a sophomore at Temple,

and also earned all-conference, all-district and all-county honors during his high school career as a safety, running back and wide receiver. He and his wife Tamara make their home in Englewood, Colo.

## CARSWELL'S PROFESSIONAL RECORD

## RECEIVING

Year	Club	G	S	No.	Yds.	Avg.	LG	TD
1994	Denver	4	0	0	0	0.0	0	0
1995	Denver	9	2	3	37	12.3	23	0
1996	Denver	16	2	15	85	5.7	11	0
CAREER TOTAL		29	4	18	122	6.8	23	0

**ADDITIONAL STATISTICS:** Recovered one fumble, 1994. Special teams tackles — 1994 (-), 1995 (2), 1996 (5).

## CARSWELL'S PLAYOFF RECORD

## RECEIVING

Year	Club	G	S	No.	Yds.	Avg.	LG	TD
1996	Denver	1	0	2	18	9.0	10	0
PLAYOFF TOTAL		1	0	2	18	9.0	10	0

## CARSWELL'S SINGLE-GAME HIGHS

(Postseason in parenthesis)

Most receptions — 4 vs. Oakland, 12/15/96 (2 vs. Jacksonville, 1/4/97). Most receiving yards — 32 at Kansas City, 12/17/95 (18 vs. Jacksonville, 1/4/97).



## BERNARD CARTER • LB

6-3 • 238 • 2ND YR. • EAST CAROLINA

50

BORN: August 22, 1971 in Miami, Fla.  
HIGH SCHOOL: Lincoln High School  
Tallahassee, Fla.

RESIDES: Fayetteville, N.C.  
ACQUIRED: Free Agent, 1997  
PRO YEAR: 2nd • YEAR WITH BRONCOS: 1st  
NFL GAMES PLAYED/STARTED: 5/0

Bernard Carter joined the Broncos during the offseason to help solidify the linebacker corps. He is a promising young talent who has shown flashes of the ability it takes to be a solid contributor at the professional level. Carter has played in five NFL games, all with Jacksonville in 1995. He was also on the Packers' active roster during their 1994 playoff run. **1996:** Carter was released in training camp by the Jaguars and was out of professional football. He had signed with the Jaguars Feb. 15 and was then allocated to play with the Frankfurt Galaxy in the World League during the spring of 1996. With Frankfurt he made 43 tackles to rank third on the team, in addition to two sacks, one blocked extra point and one safety. Carter also forced one fumble and made one special teams tackle. He started in the World Bowl for the Galaxy. **1995:** Carter played in the last five games for Jacksonville after spending the previous four on the practice squad and one inactive. He played primarily on special teams, leading that unit with three stops in his first NFL game vs. Cincinnati (11/26). Carter saw extensive action at weakside linebacker at Detroit (12/17), making six tackles (three solo). He was originally signed as a free agent Oct. 10, replacing injured linebacker Reggie Clark. Carter was on the roster for one game before being waived Oct. 17, then signed to the practice squad the next day, where he remained until elevated to the active roster Nov. 21. Carter was with the Packers through the 1995 preseason until being waived Aug. 28. **1994:** Carter went through training camp with Tampa Bay before being waived Aug. 23. He was claimed by Green Bay the next day, waived Aug. 28 and signed to the practice squad Aug. 30. Carter was moved to the active roster Jan. 6, two days before the Packers' NFC Divisional Playoff Game at Dallas. He was inactive for the contest, which Dallas won 35-9. Carter originally drafted 16th overall by Tampa Bay in 1994.

**COLLEGE:** Carter was a three-year starter and four-time letterwinner as a defensive end at East Carolina. He set school records with 24.5 career sacks while playing in 45 games, including a streak of 34 straight starts over his last three years. For his career Carter made 223 tackles, including 11 for losses, 34 quarterback pressures and one interception that he returned for a touchdown. As a senior he started at left defensive end for the first nine games before being moved to outside

linebacker, finishing the campaign with a career-high 84 stops and four sacks. Carter set a school record with 11 sacks as a junior left end, adding 23 quarterback pressures. He started at right end as a sophomore, making 7.5 sacks among his 33 tackles. As a redshirt freshman, he had two sacks among his 19 tackles. He graduated from East Carolina with a degree in industrial technology. The quarterback at ECU during Carter's first three years was Cincinnati Bengals All-Pro Jeff Blake.

**PERSONAL:** Carter attended Lincoln High School in Tallahassee, Fla., but did not play football until he was a senior. He earned All-Big Bend Area honors with 58 tackles, eight sacks and four fumble recoveries as a defensive end and tight end. He also earned three letters in basketball. Edward Bernard Carter was born Aug. 22, 1971 in Miami, Fla. He is single and makes his offseason home in Fayetteville, N.C.

#### CARTER'S PROFESSIONAL RECORD

Year	Club	G	S	UT	A	TT	S-Yds.	I-Yds.	PD	FF	FR
1994	Green Bay										
1995	Jacksonville	5	0	5	3	8	0-0	0-0	0	0	0
1996											
OUT OF FOOTBALL											
<b>CAREER TOTAL</b>		<b>5</b>	<b>0</b>	<b>5</b>	<b>3</b>	<b>8</b>	<b>0-0</b>	<b>0-0</b>	<b>0</b>	<b>0</b>	<b>0</b>

**ADDITIONAL STATISTICS:** Special teams tackles — 1995 (6).



#### BYRON CHAMBERLAIN • TE

6-1 • 240 • 3RD YR. • WAYNE STATE

**BORN:** October 17, 1971 in Honolulu, Hawaii  
**HIGH SCHOOL:** Eastern Hills High School  
 Fort Worth, Texas  
**RESIDES:** Englewood, Colo.  
**ACQUIRED:** Draft #7b (22nd overall), 1995  
**PRO YEAR:** 3rd • **YEAR WITH BRONCOS:** 3rd  
**NFL GAMES PLAYED/STARTED:** 16/0

86

Byron Chamberlain enjoyed a stellar year in 1996, as he came straight from tearing up the World League in the spring to becoming part of Denver's three-tight end rotation in the fall without missing a beat. Chamberlain, who has also been used as a wide receiver, continues to show that the sky is the limit for his future. He was originally drafted by the Broncos in the seventh round (22nd overall) of the 1995 Draft out of Wayne State, and is in his third year with the club. He spent the 1996 World League season with the Rhein Fire, and led the league with 58 receptions for 685 yards (11.8) and a league-leading eight touchdowns. **1996:** Chamberlain saw action in 11 regular season games on special teams and at tight end, and caught 12 passes for 129 yards (10.8). He also returned three kickoffs for 49 (16.3) yards and made one special teams tackle. Chamberlain was inactive for the first three games while recovering from a ruptured tendon in his left ring finger. He returned to practice Sept. 18 after missing six weeks, then saw his first game action of the season at Kansas City (9/22). On Oct. 6 vs. San Diego, Chamberlain established a new career high with two receptions for 18 yards, including his first of the year — a 12-yarder on which he put a nice spin move on two San Diego defenders to gain several extra yards. His longest career reception was a 17-yarder vs. Seattle (12/1). Chamberlain set career highs in both receptions (5) and receiving yards (61) vs. Oakland (12/15). On Dec. 22 at San Diego, Chamberlain saw action at tight end, making three catches for 22 yards. In the AFC Divisional Playoffs vs. Jacksonville (1/4/97), he saw action on offense and also contributed on special teams, returning one kickoff for 15 yards. **1995:** Chamberlain was signed to the active roster Nov. 24 after spending the first 11 games of the season on the practice squad. His first professional game came at Houston (11/26). Chamberlain was elevated to the second-string tight end position for the final three games of the season while Shannon Sharpe was out with an eye injury and Jerry Evans was placed on injured reserve with a knee injury. For the season, Chamberlain caught one pass for 11 yards (at Oak., 12/24) and had two special teams tackles. The reception, from John Elway, came during Denver's game-tying drive in the fourth quarter, as the Broncos went on to win 31-28.

**COLLEGE:** Chamberlain set a school record for receptions at Wayne State with 161, and ranks third on the all-time list for receiving yards with 1,941. He began his college career at Missouri, where he was an All-Big Eight Conference honorable mention selection in 1991. Chamberlain started all 10 games as a senior at Wayne State in 1994, registering a school-record 83 catches for 926 yards (11.2 avg.), and seven touchdowns. He also rushed seven times for 100 yards (14.3) and one touchdown. Chamberlain was a Division II first-team All-America choice by *The Poor Man's Guide to the NFL Draft*. Chamberlain did not play collegiate football in 1992, following his transfer from Missouri where he had spent three seasons. He played in every game as a freshman in 1989, catching three balls for 92 yards (30.7) and one touchdown, before redshirting in 1990 and then returning for his sophomore season in 1991 when he earned All-Big Eight honorable mention. Chamberlain was a parks and recreation major at Wayne State.

**PERSONAL:** Chamberlain was a third-team all-state selection as a wide receiver at Eastern Hills (Fort Worth, Texas) High School. He was also an all-district and All-Tarrant County first-team choice. He caught 34 passes for 645 yards (19.0 avg.) and seven touchdowns, adding 216 yards rushing with a pair of scores on 13 carries as a senior. He had 70 receptions for 1,390 yards (19.9) and 15 touchdowns during his career. Byron also lettered twice in track and three times in baseball. His sister Dhana, was the district champ in the triple jump at Eastern Hills in 1987. Chamberlain was born 10/17/71 in Honolulu, Hawaii, and makes his home in Englewood, Colo.

#### CHAMBERLAIN'S PROFESSIONAL RECORD

##### RECEIVING

Year	Club	G	S	No.	Yds.	Avg.	LG	TD
1995	Denver	5	0	1	11	11.0	11	0
1996	Denver	11	0	12	129	10.8	17	0
<b>CAREER TOTAL</b>		<b>16</b>	<b>0</b>	<b>13</b>	<b>140</b>	<b>10.8</b>	<b>17</b>	<b>0</b>

**ADDITIONAL STATISTICS:** Returned three kickoffs for 49 yards with a long of 21 yards in 1996. Special teams tackles — 1995 (2), 1996 (1).

#### CHAMBERLAIN'S PLAYOFF RECORD

##### RECEIVING

Year	Club	G	S	No.	Yds.	Avg.	LG	TD
1996	Denver	1	0	0	0	0.0	0	0
<b>CAREER TOTAL</b>		<b>1</b>	<b>0</b>	<b>0</b>	<b>0</b>	<b>0.0</b>	<b>0</b>	<b>0</b>

**ADDITIONAL STATISTICS:** Returned one kickoff for 15 yards.

#### CHAMBERLAIN'S SINGLE-GAME HIGHS

(Postseason in parenthesis)

**Most receptions** — 5 vs. Oakland, 12/15/96. **Most receiving yards** — 61 vs. Oakland, 12/15/96. **Longest Reception** — 17 vs. Seattle, 12/1/96. **Longest Kickoff Return** — 21 at Green Bay, 12/8/96 (15 vs. Jacksonville, 1/4/97).



#### RAY CROCKETT • CB

5-10 • 185 • 9TH YR. • BAYLOR

**BORN:** January 5, 1967 in Dallas, Texas  
**HIGH SCHOOL:** Duncanville High School  
 Duncanville, Texas

**RESIDES:** Southlake, Texas  
**ACQUIRED:** Unrestricted Free Agent, 1994  
**PRO YEAR:** 9th • **YEAR WITH BRONCOS:** 4th  
**NFL GAMES PLAYED/STARTED:** 124/98

39

Ray Crockett proved again in 1996 that he ranks among the league's top cornerbacks, teaming with fellow corner Lionel Washington and Denver's tandem of Pro Bowl safeties to produce 16 of Denver's 23 interceptions. Crockett, who has now played in 124 games (98 starts), also posted a career-high four sacks in '96. Now in his fourth year in Denver and ninth year in the NFL, Crockett was signed by the Broncos as an unrestricted free agent in 1994. He was originally drafted by the Detroit Lions in the fourth round of the 1989 NFL Draft, 86th overall. **1996:** Crockett started 15 games at left cornerback, missing only the regular season finale (at S.D., 12/22) with a knee injury. He was solid all season and came up with numerous big plays in the Denver secondary, while putting up outstanding numbers with 68



tackles (56 solo), a career-best four sacks (-29), three forced fumbles, 15 passes defended and two interceptions (34 yards). He also added five special teams tackles. At Seattle, (9/8) Crockett made five tackles (6 solo), including a sack of Rick Mirer for a seven-yard loss. He forced a fumble on the play, recovered by Bill Romanowski. It was Crockett's second straight game with a sack, following his eight-yarder against the Jets in Week One. At Kansas City (9/22) Crockett made seven tackles (6 solo), including a sack of Steve Bono for a four-yard loss. The following week at Cincinnati (9/29), he made two solo tackles while breaking up two passes. His second was perhaps the most important defensive play of the day, as he reached with his left hand to tip away a 60-yard bomb from Jeff Blake, intended for Darnay Scott, at the Broncos' 10-yard line with just under two minutes remaining and the Broncos leading 14-10. He capped a brilliant three-week performance against San Diego (10/6) by registering six solo tackles and forcing two fumbles in Denver's 28-17 come-from-behind victory. Crockett had another big day vs. Kansas City (10/27), making four tackles (2 solo), knocking down three passes and plucking his first interception of the season. He had tipped an earlier ball that was intercepted in the end zone by Tyrone Braxton, then ended a Kansas City scoring threat in the fourth quarter with his own end zone interception. At Oakland (11/4) Crockett made three tackles (2 solo), including his fourth sack of the season (-10) to establish a new career high in Denver's thrilling 22-21 Monday Night victory. He also added two special teams stops on the evening. His second interception of the year came vs. Oakland (12/15) and ended the Raiders' final threat, preserving Denver's 24-19 win. He suffered a knee injury at the end of the 34-yard return, but an MRI the following day proved negative. He was declared inactive for the San Diego game (12/22) because of the injury. In Denver's AFC Divisional Playoff vs. Jacksonville (1/4/97), Crockett made two solo tackles with one pass defended. **1995:** Crockett started all 16 games at left cornerback and made 78 tackles (61 solo), with 16 passes defended and three sacks. He also made two special teams tackles. Crockett recorded sacks in consecutive games vs. Arizona (11/5) and at Philadelphia (11/12), to account for two of his three on the year. He sprained his right knee in the first quarter vs. San Diego (11/19), and had to leave the game for several series, but came back to play the rest of the game after having it wrapped in the locker room. Crockett scored his third career touchdown at Kansas City (12/17) after stripping the ball from Chiefs quarterback Steve Bono on a sack, and racing 50 yards for the score. On the day he had seven tackles (6 solo), one pass defended and the aforementioned sack for -13 yards. **1994:** Crockett joined the Broncos during the offseason as an unrestricted free agent from the Detroit Lions and immediately stepped in as a starter at right cornerback. He started all 14 games in which he played at that position, missing two games with a sprained ankle (at Seattle 10/9 and vs. Kansas City 10/17) suffered in the Broncos' 27-20 loss at Buffalo (9/26). He finished the season with 70 tackles (48 solo), tied for the team lead in interceptions with two (6 yards in returns), led the team in passes defended with 20 and scooped up two fumbles. He posted his season high in tackles with 10 (6 solo) in the Broncos' 20-17 overtime win at Kansas City (12/4). Crockett pulled down his first interception in a Denver uniform at San Diego (10/23) and recorded his second against Cincinnati (11/27) to set up a Broncos' score. Among his other highlights was a fumble recovery against the Raiders (9/18) that he returned 43 yards before being tackled inside the Raiders' 10-yard line, setting up a Denver score. **1993:** Crockett started all 16 games for the Detroit Lions and finished the season with 68 tackles (57 solo), two interceptions, one forced fumble and one fumble recovery. In Crockett's five seasons in the NFC he earned the reputation as one of the game's most physical cornerbacks. **1992:** Crockett was slowed early in the season by injuries, but had a good outing versus Minnesota (9/13). He finished the game with a pass interception and four tackles (three solo). Two weeks later versus Tampa Bay he picked off his second pass of the season, and was credited with four tackles. His best all-around performance came versus Chicago, where he recorded a sack, intercepted a pass, and made five solo tackles. He ended the season with 52 tackles (41 solo), four interceptions, one forced and one

recovered fumble. **1991:** Crockett tied for the NFC lead and finished second in the NFL in interceptions with six. His interception return of 96 yards was the NFL's longest of the season, Crockett's 141 return yards were the most by a Lion since 1967. He was named Defensive Player of the Week after recording a team-high eight tackles and the 96-yard interception return versus the Dallas Cowboys (10/27). Crockett finished the year with 86 tackles (74 solo), six interceptions and one forced fumble. **1990:** Crockett finished second on the team in interceptions with three. He played primarily in nickel situations, earning his first start against the Broncos on Thanksgiving Day (11/22). Crockett finished the game with five solo tackles and an interception. His best game came at Green Bay (12/22), finishing with eight tackles, one interception, and a 22-yard fumble return for a touchdown to tie the score at 17-17. For the season Crockett's numbers were 59 tackles (53 solo), three interceptions, two forced fumbles and two fumble recoveries. **1989:** Crockett played as a nickel back in all 16 contests, finishing the season with 46 tackles (34 solo), one interception and one forced fumble. He was drafted by Detroit in the fourth round of the 1989 NFL draft, 86th overall.

**COLLEGE:** Crockett finished his four-year career at Baylor with 169 tackles (120 solo), five interceptions and seven tackles for loss. He also returned five punts as a junior for 30 yards and earned first-team All-Southwest Conference honors with 62 tackles on the year and 13 passes defended. He also lettered in track. Crockett received his B.A. degree in computer science in May, 1992.

**PERSONAL:** Ray was a first-team all-district choice at Duncanville (Texas) High School and was named to the *Dallas Morning News'* All-Academic team as an A student. He earned all-state honors as a tailback and cornerback, and also earned all-state honors in track for Duncanville. Ray is very active in several communities, hosting the Ray Crockett/Barry Foster Celebrity Golf Tournament in Dallas to benefit Ronald McDonald Children's Charities. During the offseason he regularly speaks to children on behalf of a "Stay in School" program in the Dallas area, then hosts a free football camp for the kids. Ray is also a United Way volunteer, and his hobbies include basketball, music and bowling. His full name is Donald Ray Crockett.

#### CROCKETT'S PROFESSIONAL RECORD

Year	Club	G	S	UT	A	TT	S-Yds.	I-Yds.	PD	FR	FF
1989	Detroit	16	0	34	12	46	0-0	1-5	2	0	1
1990	Detroit	16	6	62	29	91	1-14	3-17	10	2	2
1991	Detroit	16	16	74	12	86	1-10	6-141	16	0	1
1992	Detroit	15	15	41	11	52	1-5	4-50	12	1	1
1993	Detroit	16	16	57	11	38	1-12	2-31	5	1	1
1994	Denver	14	14	48	22	70	0-0	2-6	20	2	0
1995	Denver	16	16	61	17	78	3-32	0-0	16	1	1
1996	Denver	15	15	56	12	68	4-29	2-34	15	0	3
<b>CAREER TOTAL</b>		<b>124</b>	<b>98</b>	<b>424</b>	<b>103</b>	<b>527</b>	<b>11-102</b>	<b>20-284</b>	<b>96</b>	<b>7</b>	<b>10</b>

**ADDITIONAL STATISTICS:** Crockett has returned two fumbles for touchdowns during his career — at Green Bay, 12/22/90 (22 yards) and at Kansas City, 12/17/95 (50 yards), and has returned one interception for a touchdown — vs. Dallas, 10/27/91 (96 yards).

#### CROCKETT'S PLAYOFF RECORD

Year	Club	G	S	UT	A	TT	S-Yds.	I-Yds.	PD	FR	FF
1991	Detroit	2	2	7	1	8	0-0	0-0	1	0	0
1996	Denver	1	1	2	0	2	0-0	0-0	1	0	0
<b>CAREER TOTAL</b>		<b>3</b>	<b>3</b>	<b>9</b>	<b>1</b>	<b>8</b>	<b>0-0</b>	<b>0-0</b>	<b>2</b>	<b>0</b>	<b>0</b>



**TERRELL DAVIS • RB**  
5-11 • 200 • 3RD YR. • GEORGIA

**BORN:** October 28, 1972 in San Diego, Calif.  
**HIGH SCHOOL:** Lincoln Prep High School  
San Diego, Calif.

**RESIDES:** Aurora, Colo.

**ACQUIRED:** Draft #6b (196th overall), 1995

**PRO YEAR:** 3rd • **YEAR WITH BRONCOS:** 3rd  
**NFL GAMES PLAYED/STARTED:** 30/30

The 1996 season will long be one to remember for Terrell Davis, as he placed his name all over the Broncos' record book and took a major step towards being considered one of the best running backs

## 1996 NFL RUSHING AND TOTAL YARDAGE LEADERS

Terrell Davis finished the 1996 season first in the AFC and second in the NFL in both rushing yards and total yards from scrimmage.

## 1996 NFL RUSHING LEADERS

PLAYER, TEAM	YARDS	ATTEMPTS	AVG.	TD
1. Barry Sanders, Detroit	1,553	307	5.1	11
2. Terrell Davis, Denver	1,538	345	4.5	13
3. Jerome Bettis, Pittsburgh	1,431	320	4.5	11

## 1996 NFL TOTAL YARDAGE LEADERS

PLAYER, TEAM	YARDS	RUSHING	RECEIVING
1. Ricky Watters, Philadelphia	1,855	1,411	444
2. Terrell Davis, Denver	1,848	1,538	310
3. Barry Sanders, Detroit	1,700	1,553	147

in pro football today. Starting all 16 games at tailback, Davis showed that his outstanding rookie season of '95 was no fluke, claiming the AFC rushing title in just his second season, and ranking second in the NFL. He fell just 18 yards shy of Detroit's Barry Sanders who put up a 175-yard effort in the season-finale to claim the crown. Davis' list of 1996 honors included Associated Press NFL Offensive Player of the Year, *Sports Illustrated* and UPI NFL Player of the Year, his first Pro Bowl selection, All-Pro selections from the Associated Press, *Sports Illustrated*, *The Sporting News*, *USA Today*, *Pro Football Weekly*, *Football Digest* and *College & Pro Football Newsweekly*, All-AFC nods from UPI and *Football News* and a third-place showing in the AP NFL Most Valuable Player voting. Davis led the AFC and was second in the NFL in both rushing yards (1,538 yards on 345 carries; 4.5) and total yards from scrimmage (1,848), and led the NFL in first downs earned (108). He was second in the AFC (3rd NFL) in both rushing touchdowns (13) and total touchdowns (15), and set franchise records in both categories. He also set franchise single-season records in rushing attempts, rushing yards and total yards, topping previous standards held by Sammy Winder (296 carries in 1984) and Otis Armstrong (1,407 rushing yards and 1,812 total yards in 1974). Davis topped the Broncos' single-season total yardage mark with his 80 yards vs. Oakland (12/15) after establishing the attempts and rushing yardage records a week earlier with his 14-carry, 54-yard performance at Green Bay (12/8). The second-year pro also caught 35 passes for 301 yards (8.6) and two touchdowns during the season. With 15 total touchdowns, Davis broke the franchise single-season record of 14 held by Sammy Winder (1986) and Anthony Miller (1995), and joined tight end Shannon Sharpe (10 TDs) to give the Broncos two players with double-figure touchdowns in the same season for the first time in franchise history. His 21 rushing yards in the season-finale at San Diego catapulted Davis past Jon Keyworth (2,653) into fifth place on the franchise career rushing list. During the '96 season, Davis teamed with QB John Elway and TE Shannon Sharpe to make

## MOST CONSECUTIVE 1,000-YARD SEASONS TO BEGIN A CAREER

With his 76-yard performance against the Chicago Bears on Nov. 10, 1996, RB Terrell Davis reached the 1,000-yard rushing mark for the second consecutive season, making him the 14th player in NFL history to rush for 1,000 yards each of his first two years in the league and the second Bronco RB to ever accomplish this feat, with Bobby Humphrey being the other. Only 15 running backs in NFL history have accomplished this feat:

PLAYER, TEAM	YEARS	YEAR 1 (A-Y-AVG-TD)	YEAR 2 (A-Y-AVG-TD)	TOTAL
B. Sanders, Det.	(8) 1989-96	'89 (280-1470-5.3-14)	'90 (255-1304-5.1-13)	2,774
E. Dickerson, Rams+	(7) 1983-89	'83 (390-1808-4.6-18)	'84 (379-2105-5.6-14)	3,913
T. Dorsett, Dal.*	(5) 1977-81	'77 (208-1007-4.8-12)	'78 (290-1325-4.6-7)	2,332
E. Campbell, Hou.*	(4) 1978-81	'78 (302-1450-4.8-13)	'79 (368-1697-4.6-19)	3,147
J. Brockington, GB	(3) 1971-73	'71 (216-1105-5.1-4)	'72 (274-1027-3.7-8)	2,132
Q. Anderson, St.L.	(3) 1979-81	'79 (331-1605-4.8-8)	'80 (301-1352-4.5-9)	2,957
W. Andrews, Atl.+	(2) 1979-80	'79 (239-1023-4.3-3)	'80 (265-1308-4.9-4)	2,331
J. Cribbs, Buf.#	(2) 1980-81	'80 (306-1185-3.9-11)	'81 (257-1097-4.3-3)	2,282
B. Sims, Det.+	(2) 1980-81	'80 (313-1303-4.2-13)	'81 (296-1437-4.9-13)	2,740
B. Humphrey, Den.+	(2) 1989-90	'89 (294-1151-3.9-7)	'90 (288-1202-4.2-7)	2,353
J. Bettis, Rams	(2) 1993-94	'93 (294-1429-4.9-7)	'94 (319-1025-3.2-3)	2,454
E. Rhett, T.B.+	(2) 1994-95	'94 (284-1011-3.6-7)	'95 (333-1207-3.6-11)	2,218
M. Faulk, Ind.	(2) 1994-95	'94 (314-1282-4.1-11)	'95 (289-1078-3.7-11)	2,360
T. Davis, Den.+	(2) 1995-96	'95 (237-1117-4.7-8)	'96 (345-1538-4.5-13)	2,655
C. Martin, N.E.	(2) 1995-96	'95 (368-1487-4.0-14)	'96 (316-1152-3.6-14)	2,639

\*more yards in Year 2; #Higher avg. in Year 2; +Higher yds. and avg. in Year 2

## RUNNING BACKS WITH 2,500 YARDS RUSHING IN FIRST TWO SEASONS

PLAYER, TEAM	YEARS	YEAR 1 (A-Y-AVG-TD)	YEAR 2 (A-Y-AVG-TD)	TOTAL
E. Dickerson, Rams+	(7) 1983-89	'83 (390-1808-4.6-18)	'84 (379-2105-5.6-14)	3,913
E. Campbell, Hou.*	(4) 1978-81	'78 (302-1450-4.8-13)	'79 (368-1697-4.6-19)	3,147
O. Anderson, St.L.	(3) 1979-81	'79 (331-1605-4.8-8)	'80 (301-1352-4.5-9)	2,957
B. Sanders, Det.	(8) 1989-96	'89 (280-1470-5.3-14)	'90 (255-1304-5.1-13)	2,774
B. Sims, Det.+	(2) 1980-81	'80 (313-1303-4.2-13)	'81 (296-1437-4.9-13)	2,740
T. Davis, Den.+	(2) 1995-96	'95 (237-1117-4.7-8)	'96 (345-1538-4.5-13)	2,655
C. Martin, N.E.	(2) 1995-96	'95 (368-1487-4.0-14)	'96 (316-1152-3.6-14)	2,639

\*more yards in Year 2; #Higher avg. in Year 2; +Higher yds. and avg. in Year 2

the Broncos only the fifth team in NFL history to have a trio that included a 3,000-yard passer, 1,500-yard rusher, and 1,000-yard receiver. Davis will enter the 1997 season needing only 345 rushing yards to become the fifth player in franchise history to rush for over 3,000 yards. Barring an early-season injury, he should also become the fastest player in franchise history to reach this milestone. In his first two seasons the 1995 sixth-round draft choice (196th overall) out of Georgia has tallied 2,655 rushing yards and 677 receiving yards in 30 starts. 1996: Davis got off to a quick start in '96, putting together a string of five 100-yard games over a six-game span — including four in a row — beginning with Week Two at Seattle when he tallied 111 yards on 28 carries in Denver's 30-20 victory. A week later vs. Tampa Bay (9/15) he posted the second-highest rushing total of his young career with 137 yards on 22 carries (6.2) despite missing more than a quarter due to symptoms of a migraine headache. He also finished with 23 receiving yards on four catches (5.8). Davis left the game late in the first quarter when his vision became blurred and he felt nauseous, but he returned to start the second half and carried the entire offense to the come-from-behind win. He rushed eight times for 39 yards on the Broncos' 14-play, 80-yard game-winning drive that consumed 8:11 in the fourth quarter. He capped the drive with a three-yard touchdown run to give Denver the 27-23 win. The following week at Kansas City (9/22) he put together his third straight 100-yard game, rushing for 141 yards (second-highest in his career) and two touchdowns on 19 carries (7.4). He scored from six yards out in the first quarter, then topped that with a then-career-best 65-yard scoring run in the second. He had already tallied 130 yards on 14 carries by halftime. The following week at Cincinnati (9/29) he notched his fourth straight 100-yard game with 112 yards on 24 carries (4.7). His long carry was a 19-yarder. His fourth straight game over the century mark tied a Broncos record set by Bobby Humphrey in 1990. On Oct. 6 vs. San Diego he rushed 17 times for 50 yards, while suffering the effects of a migraine headache that kept him out of the game for much of the second quarter. The Broncos used primarily a one-back offense during the game due to a knee injury suffered by starting fullback Aaron Craver the week before at Cincinnati. He also caught a season-high six passes for 42 yards after not catching a pass in the previous two games. Davis had the best day of his young career on Oct. 20 vs. Baltimore, setting a franchise record with 194 yards on 28 carries (6.9), including a career-best 71-yard touchdown run in the first quarter of Denver's 45-34 victory. The run was the fourth-longest ever by a Bronco, and the longest since 1973 (Joe Dawkins at K.C., 10/7). He also scored later from four yards out, and caught three passes for 19 yards (6.3). His 213

## NFL TOP 10: MOST YARDS FROM SCRIMMAGE, FIRST TWO SEASONS

In just his 26th professional game, Terrell Davis moved into the Top 10 all-time in total yards from scrimmage among running backs in their first two seasons. His two-year total of 3,332 yards also ranks as the highest two-year total in Broncos' history to start a career:

PLAYER, TEAM	YEARS	RUSH	YDS	TD	REC	YDS	TD	TOTAL YDS	TD
1. E. Dickerson, Rams	1983-84	769	3,913	32	72	543	2	4,456	34
2. B. Sims, Det.	1980-81	609	2,740	26	79	1072	5	3,812	31
3. O. Anderson, St.L.	1979-80	632	2,957	17	77	616	2	3,573	19
4. B. Sanders, Det.	1989-90	535	2,774	27	60	744	3	3,518	30
5. M. Faulk, Ind.	1994-95	603	2,360	22	108	997	4	3,357	26
6. T. Davis, Den.	1995-96	582	2,655	20	85	677	3	3,332	23
7. J. Cribbs, Buf.	1980-81	563	2,282	14	92	1018	8	3,300	22
8. E. Campbell, Hou.	1978-79	670	3,147	32	28	142	0	3,289	32
9. C. Martin, N.E.	1995-96	684	2,639	28	76	594	4	3,233	32
10. W. Andrews, Atl.	1979-80	504	2,331	7	90	762	3	3,093	10



### THE EXCLUSIVE 3,000-1,500-1,000 CLUB

The Broncos' John Elway, Terrell Davis and Shannon Sharpe proved to be the best triple threat in the NFL during the 1996 season, combining to pull off one of the rarest feats in NFL history. For only the fifth time in the history of the league, a team produced a 3,000-yard passer, 1,500-yard rusher and a 1,000-yard receiver in the same season. For only the second time a tight end was part of the trio (the 1986 Giants were the other).

TEAM (YEAR)	QUARTERBACK	RUNNING BACK	RECEIVER
Denver (1996)	John Elway (3,328)	<b>Terrell Davis (1,538)</b>	Shannon Sharpe* (1,062)
Dallas (1995)	Troy Aikman (3,304)	Ermitt Smith (1,773)	Michael Irvin (1,603)
Detroit (1995)	Scott Mitchell (4,338)	Barry Sanders (1,500)	Herman Moore (1,686)
Dallas (1992)	Troy Aikman (3,445)	Ermitt Smith (1,713)	Brett Parham (1,488)
N.Y. Giants (1986)	Phil Simms (3,487)	Joe Morris (1,516)	Michael Irvin (1,396)
		Mark Bavaro* (1,001)	

\*only tight ends to account for "receiver" portion of trio.

total yards also were a career high. Davis' reached the 2,000-yard rushing mark for his career with his 77-yard effort vs. Kansas City (10/27), making him the fastest to reach that milestone in Broncos history. It was his 22nd game, four earlier than Bobby Humphrey who reached the mark in his 26th game. Versus Chicago (11/10) Davis' 25-yard run in the second quarter pushed him over the 1,000-yard mark for the season, the earliest a Bronco has ever done so (game 10; Otis Armstrong topped 1,000 in the 12th game of the '74 season). Nov. 17 at New England he tallied his sixth 100-yard game of 1996, rushing for 154 yards on a career-high 32 carries, and adding 56 yards on four catches for 210 total yards in Denver's 34-8 victory. The performance earned him not only AFC Offensive Player of the Week honors for the second time this season (Week Eight), but also the Miller Lite NFL Player of the Week award. His yardage total was second-best in his career, trailing only his 213-yard effort vs. Baltimore (10/20). He also tied his own (and several others') Broncos record with three touchdowns, rushing for two and catching another, matching his effort vs. Washington last year (9/17). Davis' 68 yards at Minnesota (11/24) allowed him to move past Bobby Humphrey (2,386 yards) on the franchise's all-time rushing list. Davis' touchdowns in the game came on a one-yard run and a one-yard pass reception, giving him five scores over a two-game stretch. On Dec. 1 vs. Seattle Davis tallied his seventh 100-yard game of the 1996 season, tying Otis Armstrong's franchise record set in 1974, during Denver's 34-7 division-clinching victory. Davis carried the ball 26 times for 106 yards and one touchdown, and caught two passes for 15 yards. The following week at Green Bay (12/8) he rushed for 54 yards on 14 carries to establish franchise single-season records in both categories, topping the previous highs of 1,407 yards (Otis Armstrong, 1974) and 296 carries (Sammy Winder, 1984). Davis' five-yard carry to end the first half was the run that put him over Armstrong's yardage record. Against the Raiders (12/15)

### FASTEST BRONCOS TO 1,000 YARDS IN A SEASON / 2,000 YARDS IN A CAREER

Of the nine 1,000-yard seasons logged by Denver Broncos running backs in the 37-year history of the franchise, none has been accomplished in as few games as Terrell Davis' effort in 1996. Davis reached the plateau in the 10th game of the season, a 17-12 victory over Chicago, Nov. 10, 1996.

#### FASTEST TO 1,000 YARDS IN A SEASON BY A BRONCOS RUNNING BACK

PLAYER	YEAR	NO. OF GAMES NEEDED TO REACH 1,000	RUSHING YARDS FOR SEASON
1. Terrell Davis	1996	10	1,538
2. Otis Armstrong	1974	12	1,407
3. Terrell Davis	1995	13	1,117
Floyd Little	1971	13	1,133
5. Otis Armstrong	1976	14	1,008

With his 77-yard performance against Kansas City Oct. 27, 1996, running back Terrell Davis reached the 2,000-yard rushing mark for a career faster than any other Bronco running back in team history, accomplishing this feat in only his 22nd professional game.

#### FASTEST TO 2,000 YARDS IN A CAREER BY A BRONCOS RUNNING BACK

PLAYER	YEARS w/BRONCOS	NO. OF GAMES NEEDED TO REACH 2,000	DATE REACHED 2,000 YARDS & OPP.
1. Terrell Davis	1995-present	22	10/27/96 (vs. K.C.)
2. Bobby Humphrey	1989-91	26	11/22/90 (at Det.)
3. Otis Armstrong	1973-80	37	10/10/76 (at Hou.)
Sammy Winder	1982-90	37	12/9/84 (vs. S.D.)

### LOWEST-DRAFT NFL ROOKIES TO RUSH FOR 1,000 YARDS, FIRST YEAR

PLAYER	TEAM	YDS.	YEAR	DRAFT POS.
<b>Terrell Davis</b>	<b>Denver</b>	<b>1,117</b>	<b>1995</b>	<b>6th (196th)</b>
Don Woods	San Diego	1,162	1974	6th (134th)*
Ron Moore	Phoenix	1,018	1993	4th (87th)

\* - Woods actually drafted by Green Bay

Davis carried the ball 27 times for 80 yards with a long of 12 and one touchdown, to set a new Broncos single-season record for total yards in a season in Denver's 24-19 win. He topped the previous standard of 1,812 yards set by Otis Armstrong in 1974. His three-yard touchdown run in the first quarter staked Denver to an early 7-0 lead, and was his 14th of the season, tying a franchise record. At San Diego (12/ 22) he started at tailback but played only into the second quarter. He carried nine times for 21 yards and a touchdown, and caught one pass for nine yards. His one-yard touchdown run in the first quarter put Denver ahead 10-0. In the game Davis surpassed Jon Keyworth (2,653 yards) for fifth place on the Broncos' career rushing list, and registered his 15th touchdown (13 rushing, two receiving) to establish a new franchise record. In Denver's AFC Divisional Playoff vs. Jacksonville (1/4/97) Davis started at tailback and rushed 14 times for 91 yards (6.5) with a long of 47 yards and one touchdown, while catching a game-high seven passes for 24 yards with a long of 6. His 47-yard run in the first quarter was the longest ever by a Bronco in the postseason, and set up Denver's first touchdown. Davis' 91 rushing yards were the second-most by Bronco in the postseason, trailing only Sammy Winder's 102-yard effort vs. New England, Jan. 4, 1987, and his seven receptions tied for third-most in a postseason game with Vance Johnson (1/14/90 and 1/12/92), Steve Sewell (1/12/92) and Jesse Myles (12/24/83). Davis scored on a two-yard run with 7:37 remaining in the game to pull Denver within 23-20, and added the two-point conversion himself. Davis mildly sprained the medial collateral ligament in his right knee in the first quarter, and left

### TERRELL DAVIS IN THE BRONCOS RECORD BOOKS

With his 14-carry, 54-yard performance at Green Bay Dec. 8, 1996, Terrell Davis set the franchise record for most rushing attempts and yards in a single season. His 80-yard performance against the Raiders Dec. 15 gave him the franchise record for most total yards from scrimmage in a season. Below is a look at those and several other team records Davis set in 1996, along with the players he surpassed.

#### BRONCOS ALL-TIME TOP THREE SINGLE-SEASON RUSHING AND TOTAL YARDAGE MARKS

RUSHING				TOTAL YARDAGE			
PLAYER	Yds	ATT	TD	PLAYER	Yds	RUSH	REC
1. Terrell Davis, 1996	1,538	345	13	1. Davis, 1996	1,848	1,538	310
2. Otis Armstrong, 1974	1,407	263	9	2. Armstrong, 1974	1,812	1,407	405
3. Bobby Humphrey, 1990	1,202	288	7	3. Davis, 1995	1,484	1,117	367

\*also franchise single-season records

Davis' 194-yard rushing performance against Baltimore Oct. 20, 1996 not only set a personal high for him, but also broke the 22-year old team record of 183 yards in a game, set by Otis Armstrong Dec. 8, 1974 vs. Houston. Davis now owns two of the top four single-game rushing marks in franchise history and the most rushing attempts in a game with his 32-carry effort against the Patriots (11/17/96).

#### BRONCOS ALL-TIME TOP FIVE SINGLE-GAME RUSHING MARKS

PLAYER, OPPONENT (DATE)	ATT	Yds	TD
1. Terrell Davis, vs. Baltimore (10/20/96)	28	194	2
2. Otis Armstrong, vs. Houston (12/8/74)	31	183	3
3. Bobby Humphrey, at Buffalo (9/30/90)	34	177	1
4. Terrell Davis, vs. San Diego (11/19/95)	30	176	1
5. Floyd Little, at Cincinnati (10/19/69)	29	166	1

#### BRONCOS ALL-TIME TOP THREE SINGLE-GAME TOTAL YARDAGE MARKS

PLAYER, OPPONENT (DATE)	Yds	RUSH	REC	TD
1. Terrell Davis, vs. Baltimore (10/20/96)	213	194	19	2
2. Terrell Davis, at New England (11/17/96)	210	156	54	3
3. Otis Armstrong, vs. Houston (12/8/74)	202	183	19	3

#### BRONCOS ALL-TIME SINGLE-SEASON TOUCHDOWN LEADERS, TOTAL AND RUSHING

PLAYER.....TOTAL TDs	PLAYER.....TDs
1. Terrell Davis, 1996.....15	1. Terrell Davis, 1996.....13
2. Anthony Miller, 1995.....14	2. Floyd Little, 1973.....12
Sammy Winder, 1986.....14	3. Jon Keyworth, 1974.....10

# TOPPING THE CENTURY MARK — AGAIN AND AGAIN

Terrell Davis' 106-yard performance against Seattle Dec. 1, 1996 marked the 10th time in his career that he has rushed for 100 yards in a game. It was also his seventh of the season, which set a new personal high and equaled the franchise record set by Otis Armstrong in 1974. Davis is the first Bronco running back to ever have seven 100-yard games in his first 19 games in the league. Bobby Humphrey had five 100-yard games in his rookie year of 1989 and three more in his first four games of the 1990 season. Davis also rushed for 100+ yards in four consecutive games during the season, tying the team record set by Humphrey in 1990 and Otis Armstrong in 1974. Davis, now fifth on the team's all-time rushing list, has a career rushing average of 4.6, which is the highest in franchise history.

## MOST CONSECUTIVE 100-YARD RUSHING GAMES BY A BRONCO

PLAYER, YEAR	CONSECUTIVE 100-YARD GMS.	DATE, OPPONENT (YARDS)
Terrell Davis, 1996	4	Sept. 8 at Seattle (111); Sept. 15 vs. Tampa Bay (137); Sept. 22 at K.C. (141); Sept. 29 at Cincinnati (112)
Bobby Humphrey, 1990	4	Sept. 16 vs. K.C. (132); Sept. 23 vs. Seattle (129); Sept. 30 at Buffalo (177); October 8 vs. Cleveland (106)
Otis Armstrong, 1974	4	Nov. 24 at Oakland (146); Nov. 28 at Detroit (144); Dec. 8 vs. Houston (183); Dec. 15 at San Diego (142)

the game for several plays before returning. **1995:** Davis started 14 of the Broncos' 16 games, missing the final two (at Kansas City, 12/17 and at Oakland, 12/24) with a hamstring tear suffered in the first quarter vs. Seattle (12/10). For the season he led the team with 1,117 rushing yards on 237 carries (4.7) with seven touchdowns and a long of 60 yards (at Houston, 11/26) that went for a touchdown. Through the air, Davis caught 49 passes for 367 yards (7.5) with one touchdown and a long reception of 31. He was voted by his teammates as the club's Offensive MVP for '95, and finished second in the voting for NFL Offensive Rookie of the Year by a nationwide media panel. He garnered 16 votes, trailing only New England's Curtis Martin, who tallied 57, but was selected by *Football Digest* as its NFL Rookie of the Year. Davis was also voted to All-Rookie teams published by *Pro Football Weekly* and *Football News*, and was selected as a Pro Bowl alternate at running back. In 1995 Davis became the first Bronco to rush for 1,000 yards in a season since Gaston Green tallied 1,037 in 1991, and the first Broncos rookie to do so since Bobby Humphrey racked up 1,151 in 1989. He is also the lowest-drafted player in National Football League history to rush for 1,000 yards in his rookie season. The Chargers' Don Woods, who rushed for more than 1,000 in 1974, was also a sixth-round pick (by the Packers), but was selected earlier overall in the draft than Davis, the 196th pick in the 1995 draft. His season total of 1,484 total yards from scrimmage ranked fifth in the AFC and 16th in the NFL — despite missing two games — and were the most ever by a Broncos rookie. He finished third in the AFC in rushing (1,117 yards; 9th NFL) and fourth in total first downs (76; tied for 18th NFL). In the season opener vs. Buffalo, Davis started at tailback in his first professional game, carrying the ball a team-leading 20 times for 70 yards (3.5) with a long of 17, and catching two passes for nine yards (4.5) with a long of seven. He scored his first professional touchdown on a three-yard run with 3:22 remaining in the game to cap the Broncos scoring. Davis became the sixth Broncos rookie to start at tailback in a season-opener, and the first since Jeff Alexander in 1989. His statistics were the best of any of the six previous opening-day starters. Against Washington (9/17), Davis tied a Broncos' record with three touchdowns (2 rushing, 1 receiving) in a 13-carry, 68-yard performance, and caught a team-leading seven passes for 61 yards. Davis registered his first 100-yard performance in his ninth professional game, rambling for 135 on 22 carries against Arizona (11/5), including a 34-yarder. Davis' 135 yards against Arizona were the most by a Broncos running back at Mile High Stadium since Dec. 8, 1974 (Otis Armstrong, 183 yards against Houston), and the most by a Bronco in any game since Sept. 29, 1991 (Gaston Green, 158 yards at Minnesota), as well as the highest single-game total by a rookie in Broncos franchise history. His 34-yard run on the second play from scrimmage was the longest of his career up to that point, and highlighted an opening drive on which he carried the ball six times for 60 yards, capped by a 5-yard TD run that put the Broncos ahead 7-0. He also caught three passes for 25 yards, with a long of 18, to give him a then-career-best 160 total yards from

# TERRELL DAVIS' 20 CAREER RUSHING TOUCHDOWNS

YARDAGE	BY QUARTER
70-79 yards:.....1	1st quarter.....7
60-69 yards:.....2	2nd quarter.....1
50-59 yards:.....0	3rd quarter.....1
40-49 yards:.....0	4th quarter.....0
30-39 yards:.....0	Overtime.....0
20-29 yards:.....0	
10-19 yards:.....1	
5-9 yards:.....5	
4 yards:.....1	
3 yards:.....3	
2 yards:.....2	
1 yard:.....5	

BY HALF
First Half.....16
Second Half.....4
Overtime.....0

TOTAL TOUCHDOWNS PER GAME (30 CAREER GAMES)
2 games with three touchdowns
3 games with two touchdowns
11 games with one touchdown

scrimmage. He topped that effort in Game 11 vs. San Diego (11/19) when he powered his way to 176 yards on 30 carries — the third-best rushing performance in club history at the time. It was the most yards by a Bronco since Bobby Humphrey gained 177 on 34 carries at Buffalo Sept. 30, 1990, and the most by a Bronco at Mile High, again, since Armstrong's aforementioned effort in 1974. He gained 98 yards in the first half, and also finished strong, carrying the ball six times for 53 yards on the Broncos' final drive, which was capped by a 32-yard game-winning field goal from Jason Elam with 0:02 remaining. Davis surpassed the 1,000-yard mark against Jacksonville (12/3) on his first carry of the day, a 13-yarder around left end, en route to a 21-carry, 84-yard performance. Davis strung together three 100-yard games in four outings late in the season, going for 135 vs. Arizona (11/5), 176 vs. San Diego (11/19) and 110 at Houston (11/26). His 60-yard scoring jaunt in the second quarter of the Houston game was the longest of his career, and the longest by a Bronco since 1992. He also caught a career-best seven passes for 30 yards. With his 140 total yards from scrimmage, Davis improved his season total to 1,348, surpassing Bobby Humphrey for the most total yards in a season by a Broncos rookie (Humphrey had 1,307 in 1989). Davis began training camp behind several players on the Broncos' depth chart at running back, but worked his way into the starting lineup by the final preseason game at Jacksonville (8/25/95).

**COLLEGE:** Davis continued a strong tradition of standout tailbacks from Georgia throughout the '80s and '90s — following in the footsteps of Herschel Walker, Rodney Hampton, Garrison Hearst and Tim Worley — after transferring from Long Beach State. He spent his first collegiate season playing under George Allen for the 49ers, until the program was eliminated following the 1991 season, in which Davis rushed for 262 yards and two touchdowns on 55 carries (4.8). He transferred to Georgia where he played three seasons — the first behind Garrison Hearst, who finished third in the Heisman Trophy voting in 1992. He finished his career at Georgia with 1,657 yards on 317 carries (5.2) and 15 touchdowns. Davis also caught 46 passes for 529 yards (11.5) and four touchdowns. As a senior in 1994 Davis played in eight games as a scatback and started seven. He missed three contests due to a groin injury, but still managed to lead the team with 445 yards and seven touchdowns on 97 carries (4.6 average), in addition to 31 receptions for 330 yards (10.7). He had his finest campaign as a junior when he played in all 11 games and started six at scatback, leading the team with 824 yards on 167 carries (4.9) and five touchdowns, along with 12 receptions for 161 (13.4) and three scores. Davis played behind Garrison Hearst as a sophomore in his first year at Georgia in '92, seeing action in 10 games, and finished the season with 388 yards on 53 carries (7.3) and three touchdowns, plus three receptions for 38 yards (12.7) and one score. He was a consumer economics major at Georgia.

**PERSONAL:** Davis was an All-CIF second-team selection as a senior at Lincoln Prep in San Diego, Calif. He was also a first-team all-league choice. Davis played six different positions at Lincoln Prep, including nose guard, and also lettered in track. Davis is an avid Sega video game player who particularly enjoys playing Madden Football '97. Davis



was also chosen by United Management Partners, Inc., as one of the top 10 athletes in the country that most sports agencies would like to be affiliated with. Nike, Reebok and ESPN were just a few of the companies that made up the list. Davis makes his home in Aurora, Colo. He was born Oct. 28 1972, in San Diego, Calif.

### DAVIS' PROFESSIONAL RECORD

Year	Club	RUSHING							RECEIVING						
		G	S	No.	Yds.	Avg.	LG	TD	No.	Yds.	Avg.	LG	TD		
1995	Denver	14	14	237	1,117	4.7	60†	7	49	367	7.5	31	1		
1996	Denver	16	16	345	1,538	4.5	71†	13	36	310	8.6	23	2		
CAREER TOTAL		30	30	582	2,655	4.6	71†	20	85	677	8.0	31	3		

### DAVIS' PLAYOFF RECORD

Year	Club	RUSHING							RECEIVING						
		G	S	No.	Yds.	Avg.	LG	TD	No.	Yds.	Avg.	LG	TD		
1996	Denver	1	1	14	91	6.5	47	1	7	24	3.4	6	0		
CAREER TOTAL		1	1	14	91	6.5	47	1	7	24	3.4	6	0		

### DAVIS' SINGLE-GAME HIGHS

(Postseason in parenthesis)

**Most rushes** — 32 at New England, 11/17/96 (14 vs. Jacksonville, 1/4/97). **Most rushing yards** — 194 vs. Baltimore, 10/20/96 (91 vs. Jacksonville, 1/4/97). **Longest rush** — 71 yards (TD) vs. Baltimore, 10/20/96 (47 vs. Jacksonville, 1/4/97). **Most receptions** — 7 at Houston, 11/26/95 and vs. Washington, 9/17/95 (7 vs. Jacksonville, 1/4/97). **Most receiving yards** — 61 vs. Washington, 9/17/95 (24 vs. Jacksonville, 1/4/97). **Longest reception** — 31 yards at New England, 10/8/95 (6 vs. Jacksonville, 1/4/97). **Most total yards** — 213 (194 rushing/19 receiving) vs. Baltimore, 10/20/96 (115 (91 rushing/24 receiving) vs. Jacksonville, 1/4/97).

### TERRELL DAVIS' REGULAR SEASON TOP FIVE

#### YARDS RUSHING

194 — vs. Baltimore, 10/20/96 (28 att., 2 TD)  
176 — vs. San Diego, 11/19/95 (30 att., 1 TD)  
154 — at New England, 11/17/96 (32 att., 2 TD)  
141 — at Kansas City, 9/22/96 (19 att., 2 TD)  
137 — vs. Tampa Bay, 9/15/96 (22 att., TD)

#### RUSHING ATTEMPTS

32 — at New England, 11/17/96 (154 yds., 2 TD)  
30 — vs. San Diego, 11/19/95 (176 yds., 1 TD)  
28 — vs. Baltimore, 10/20/96 (194 yds., 2 TD)  
28 — at Seattle, 9/8/96 (111 yds.)  
27 — vs. Oakland, 12/15/96 (80 yds., 1 TD)

#### YARDS RECEIVING

61 — vs. Washington, 9/17/95 (7 rec., 1 TD)  
56 — at New England, 11/17/96 (4 rec., 1 TD)  
54 — at New England, 10/8/95 (5 rec.)  
42 — vs. San Diego, 10/6/96 (6 rec.)  
39 — vs. Kansas City, 10/22/95 (5 rec.)

#### RECEPTIONS

7 — at Houston, 11/26/95 (30 yds.)  
7 — vs. Washington, 9/17/95 (61 yds., 1 TD)  
6 — at Minnesota, 11/24/96 (37 yds., 1 TD)  
6 — vs. San Diego, 10/6/96 (42 yds.)  
5 — vs. Kansas City, 10/22/95 (39 yds.)  
5 — vs. Oakland, 10/16/95 (25 yds.)  
5 — at New England, 10/8/95 (54 yds.)

#### TOTAL YARDS FROM SCRIMMAGE

213 — vs. Baltimore, 10/20/96 (194 rushing / 19 receiving)  
210 — at New England, 11/17/96 (154 rushing / 56 receiving)  
196 — vs. San Diego, 11/17/95 (176 rushing / 20 receiving)  
160 — vs. Tampa Bay, 9/15/96 (137 rushing / 23 receiving)  
160 — vs. Arizona, 11/5/95 (135 rushing / 25 receiving)

### TERRELL DAVIS CAREER GAME-BY-GAME

(Denver victories asterisked)

1995	Date	Opponent	RUSHING							RECEIVING						
			No.	Yds.	Avg.	LG	TD	No.	Yds.	Avg.	LG	TD				
Sep 3		vs. Buffalo*	20	70	3.5	17	1	2	9	4.5	7	0				
Sep 10		at Dallas	11	61	5.5	21	0	3	26	8.7	17	0				
Sep 17		vs. Washington*	13	68	6.2	9	2	7	61	8.7	16	1				
Sep 24		at San Diego	7	27	3.9	13	0	4	36	9.0	22	0				
Oct 1		at Seattle	16	61	4.1	31	0	3	24	8.0	15	0				
Oct 8		at New England*	24	97	4.0	32	1	5	54	10.8	31	0				
Oct 16		vs. Oakland*	18	34	1.9	12	0	5	25	5.0	9	0				
Oct 22		vs. Kansas City	18	69	3.8	12	0	5	39	7.8	12	0				
Nov 5		vs. Arizona*	22	135	6.1	34	1	3	25	8.3	18	0				
Nov 12		at Philadelphia	14	85	6.1	36	0	2	6	3.0	9	0				
Nov 19		vs. San Diego*	30	176	5.9	19	1	2	20	10.0	13	0				
Nov 26		at Houston	19	110	5.8	60†	1	7	30	4.3	11	0				
Dec 3		vs. Jacksonville*	21	84	4.0	13	0	1	12	12.0	12	0				
Dec 10		vs. Seattle†	5	40	8.0	28	0	0	0	0.0	0	0				
Dec 17		at Kansas City														
Dec 24		at Oakland*														
1995 Totals			237	1,117	4.7	60†	7	49	367	7.5	31	1				

†Hamstring injury

1996	Date	Opponent	RUSHING							RECEIVING						
			No.	Yds.	Avg.	LG	TD	No.	Yds.	Avg.	LG	TD				
Sep 1		vs. N.Y. Jets*	19	72	3.8	10	1	3	23	7.7	10	0				
Sep 8		at Seattle*	28	111	4.0	17	0	3	37	12.3	13	0				
Sep 15		vs. Tampa Bay*	22	137	6.2	18	1	4	23	5.8	9	0				
Sep 22		at Kansas City	19	141	7.4	65†	2	0	0	0.0	0	0				
Sep 29		at Cincinnati†	24	112	4.7	19	0	0	0	0.0	0	0				
Oct 6		vs. San Diego*	17	50	2.9	8	0	6	42	7.0	12	0				
Oct 20		vs. Baltimore*	28	194	6.9	71†	2	3	19	6.3	10	0				
Oct 27		vs. Kansas City*	21	77	3.7	25	0	1	22	22.0	22	0				
Nov 4		at Oakland*	19	85	4.5	16	0	1	17	17.0	17	0				
Nov 10		vs. Chicago*	21	76	3.6	25	1	2	10	5.0	9	0				
Nov 17		at New England*	32	154	4.8	15	2	4	56	14.0	23	1				
Nov 24		at Minnesota*	19	68	3.6	13	1	6	37	6.2	9	1				
Dec 1		vs. Seattle*	26	106	4.1	16	1	2	15	7.5	10	0				
Dec 8		at Green Bay	14	54	3.9	10	0	0	0	0.0	0	0				
Dec 15		vs. Oakland*	27	80	3.0	12	1	0	0	0.0	0	0				
Dec 22		at San Diego	9	21	2.3	13	1	1	9	9.0	9	0				
1996 Totals			345	1,538	4.5	71†	13	36	310	8.6	23	2				
Jan 4		vs. Jacksonville†	14	91	6.5	47	1	7	24	3.4	6	0				

†AFC Divisional Playoff

### TERRELL DAVIS VS. THE NFL

(Regular season only)

		100											
	G/S	Att.	Yds.	Avg.	LG	TD	Yds.	Rec.	Yds.	Avg.	LG	TD	
Kansas City	3/3	58	287	4.9	65†	2	1	6	61	10.2	22	0	
Oakland	3/3	64	199	3.1	16	1	0	6	42	7.0	17	0	
San Diego	4/4	63	274	4.3	19	2	1	13	107	8.2	22	0	
Seattle	4/4	74	318	4.3	31	1	2	8	76	9.5	15	0	
AFC West	14/14	259	1078	4.2	65†	6	4	33	286	8.7	22	0	
Baltimore	1/1	28	194	6.9	71†	2	1	3	19	6.3	10	0	
Cincinnati	1/1	24	112	4.7	19	0	1	0	0	0.0	0	0	
Houston	1/1	19	110	5.8	60†	1	1	7	30	4.3	11	0	
Jacksonville	1/1	21	84	4.0	13	0	0	1	12	12.0	12	0	
Pittsburgh	0/0	0	0	0.0	0	0	0	0	0	0.0	0	0	
AFC Central	4/4	92	500	5.4	71†	3	3	11	61	5.5	12	0	
Buffalo	1/1	20	70	3.5	17	1	0	2	9	4.5	7	0	
Indianapolis	0/0	0	0	0.0	0	0	0	0	0	0.0	0	0	
Miami	0/0	0	0	0.0	0	0	0	0	0	0.0	0	0	
New England	2/2	56	251	4.4	32	3	1	9	100	11.1	31	1	
N.Y. Jets	1/1	19	72	3.8	10	1	0	3	23	7.7	10	0	
AFC East	4/4	95	393	4.1	32	5	1	14	132	9.4	31	1	
AFC Totals	22/22	446	1971	4.4	71†	14	8	58	479	8.3	31	1	
Atlanta	0/0	0	0	0.0	0	0	0	0	0	0.0	0	0	
Carolina	0/0	0	0	0.0	0	0	0	0	0	0.0	0	0	
New Orleans	0/0	0	0	0.0	0	0	0	0	0	0.0	0	0	
St. Louis	0/0	0	0	0.0	0	0	0	0	0	0.0	0	0	
San Francisco	0/0	0	0	0.0	0	0	0	0	0	0.0	0	0	
NFC West	0/0	0	0	0.0	0	0	0	0	0	0.0	0	0	
Chicago	1/1	21	76	3.6	25	1	0	2	10	5.0	9	0	
Detroit	0/0	0	0	0.0	0	0	0	0	0	0.0	0	0	
Green Bay	1/1	14	54	3.9	10	0	0	0	0	0.0	0	0	
Minnesota	1/1	19	68	3.5	13	1	0	6	37	6.2	9	1	
Tampa Bay	1/1	22	137	6.2	18	1	1	4	23	5.8	9	0	
NFC Central	4/4	76	335	4.4	25	3	1	12	70	5.8	9	1	
Arizona	1/1	22	135	6.1	34	1	1	3	25	8.3	18	0	
Dallas	1/1	11	61	5.5	21	0	0	3	26	8.7	17	0	
N.Y. Giants	0/0	0	0	0.0	0	0	0	0	0	0.0	0	0	
Philadelphia	1/1	14	85	6.1	36	0	0	2	6	3.0	9	0	
Washington	1/1	13	68	5.2	9	2	0	7	61	8.7	16	1	
NFC East	4/4	60	349	5.8	36	3	1	15	118	7.9	18	1	
NFC Totals	8/8	136	684	5.0	36	6	2	27	188	7.0	18	2	
NFL Totals	30/30	582	2655	4.6	71†	20	10	85	677	8.0	31	3	
Home	16/16	328	1468	4.5	71†	12	5	46	345	7.5	22	1	
Road	14/14	254	1187	4.7	65†	8	5	39	332	8.5	31	2	
Grass	23/23	452	2047	4.5	71†	18	7	61	517	8.5	31	2	
Turf	7/7	130	608	4.7	60†	2	3	24	160	6.7	17	1	
Outdoors	26/26	501	2305	4.6	71†	18	8	66	549	8.3	31	2	
Domes	4/4	81	350	4.3	60†	2	2	19	128	6.7	15	1	
Sundays	28/28	545	2536	4.7	71†	20	10	79	635	8.0	31	3	
Monday	2/2	37	119	3.2	16	0	0	6	42	7.0	17	0	
Wins	20/20	451	2202	4.9	71†	16	8	60	507	8.5	31	3	
Losses	10/10	131	453	3.5	65†	4	2	25	170	6.8	22	0	
August	0/0	0	0	0.0	0	0	0	0	0	0.0	0	0	
September	9/9	163	799	4.9	65†	7	4	26	215	8.3	22	1	
October	7/7	141	582	4.1	71†	3	1	28	225	8.0	31	0	
November	8/8	176	889	5.1	60†	7	4	27	201	7.4	23	0	
December	6/6	102	385	3.8	28	3	1	4	36	9.0	12	2	

# TERRELL DAVIS' 100-YARD RUSHING GAMES (10)

DATE	OPPONENT	ATT	YDS	AVG	LG	TD
11/5/95	Arizona*	22	135	6.1	34	1
11/19/95	San Diego*	30	176	5.9	19	1
11/26/95	@Houston	19	110	5.8	80	1
9/8/96	@Seattle*	28	111	4.0	17	0
9/15/96	Tampa Bay*	22	137	6.2	18	1
9/22/96	@Kansas City	19	141	7.4	85	2
9/29/96	@Cincinnati*	24	112	4.7	19	0
10/20/96	Baltimore*	28	194	6.9	71	2
11/17/96	@New England*	32	154	4.8	15	2
12/1/96	Seattle*	26	106	4.1	16	1

\*denotes Broncos win



## DAVID DIAZ-INFANTE • G

6-3 • 298 • 3RD YR. • SAN JOSE ST.

**BORN:** March 31, 1964 in San Jose, Calif.  
**HIGH SCHOOL:** Bellarmine Prep High School  
San Jose, Calif.  
**RESIDES:** San Jose, Calif.  
**ACQUIRED:** Free Agent, 1995  
**PRO YEAR:** 3rd • **YEAR WITH BRONCOS:** 3rd  
**NFL GAMES PLAYED/STARTED:** 12/2

63

David Diaz-Infante could be considered the epitome of resiliency in pro football. After spending nine seasons trying to establish himself in the league, he finally got a chance in 1996 and proved that he is among the NFL's most quality backups on the offensive line. Diaz-Infante, believed to be the oldest player to make his first NFL start, doing so at Minnesota (11/24) at the age of 32, played in nine regular season games in 1996 and started two. His only previous NFL playing experience had come during the 1987 season with San Diego. He was signed by Denver as a free agent in 1995 and spent that season on the practice squad after spending the previous two seasons in the Canadian Football League with the Sacramento Gold Miners (1993-94). His career has also included a stint in the World League with the Frankfurt Galaxy (1991-92). **1996:** Diaz-Infante played in nine games and started two (at Minnesota, 11/24 and at San Diego, 12/22) at left guard in place of Mark Schlereth (knee). He was active but did not play in the other seven games. Prior to his first start, Diaz-Infante's most extensive action of the season came at Cincinnati (9/29) when he replaced an injured Schlereth at left guard early in the first quarter. He also took Schlereth's place for the second half at New England (11/17). In Denver's AFC Divisional Playoff Game vs. Jacksonville Diaz-Infante was active but did not play. **1995:** Diaz-Infante spent the season on the Broncos' practice squad after being signed by the club March 30. **1994:** Diaz-Infante was nominated for CFL Offensive Lineman of the Year while playing for Sacramento. **1993:** Diaz-Infante started the season in the San Francisco 49ers training camp, but was released before the season. He then signed with Sacramento of the CFL where he played the entire season. **1992:** Diaz-Infante played for the Frankfurt Galaxy of the World League. **1991:** Diaz-Infante played for the Frankfurt Galaxy of the World League. **1990:** Diaz-Infante was not with any team. **1989:** Diaz-Infante began the season in the Los Angeles Rams' training camp but was injured and released. **1988:** Diaz-Infante was in camp with the Rams but was released during the last week of preseason camp. **1987:** Diaz-Infante made his NFL debut by playing in all three replacement games for the San Diego Chargers.

**COLLEGE:** Diaz-Infante played his college ball at San Jose State, where he was an honorable mention A.P. All-American, a first-team all-conference pick (UPI and PCAA) and a four-year letterwinner. He was a social science major at SJSU.

**PERSONAL:** David and his wife, Audra, make their home in San Jose, Calif. They are expecting their first child in October. David attended San Jose's Bellarmine Prep where he was the conference Lineman of the Year in 1981. David was born March 31, 1964 in San Jose, Calif.

# DIAZ-INFANTE'S PROFESSIONAL RECORD

Year	Club	Games	Starts	
1987	San Diego	3	0	(NFL Strike — replacement games)
1988		OUT OF FOOTBALL		
1989		OUT OF FOOTBALL		
1990		OUT OF FOOTBALL		
1991	Frankfurt (WLA)			
1992	Frankfurt (WLA)			
1993	Sacramento (CFL)			
1994	Sacramento (CFL)			
1995	Denver	PRACTICE SQUAD		
1996	Denver	9	2	
<b>CAREER TOTAL</b>		<b>12</b>	<b>2</b>	



## DETRICK DODGE • S

6-2 • 184 • 6TH YR. • FLORIDA STATE

**BORN:** June 14, 1967 in Neptune, N.J.  
**HIGH SCHOOL:** Mulberry High School  
Mulberry, Fla.

**RESIDES:** Orlando, Fla.  
**ACQUIRED:** Free Agent, 1997  
**PRO YEAR:** 6th • **YEAR WITH BRONCOS:** 1st  
**NFL GAMES PLAYED/STARTED:** 72/4

33

Detric Dodge was acquired by the Broncos during the 1997 offseason to provide veteran depth to a secondary that produced two Pro Bowlers in 1996. Dodge, entering his sixth NFL season, spent 1994-96 with San Francisco, playing in 47 games (four starts) and three postseason contests, earning a Super Bowl ring in 1994. For his career he has played in 72 games with four starts and three postseason games. Dodge has five career interceptions, including three last year with the 49ers. He began his career with Seattle as an undrafted free agent in 1990. **1996:** Dodge played in all 16 games (three starts) with the 49ers, registering 29 tackles (21 solo), six passes defended and three interceptions (27 yards). He also had one assisted tackle in two postseason contests. His starts came vs. Atlanta (9/29), at Atlanta (12/2) and against Carolina (12/8). Dodge had two assisted tackles and made a key interception late in the fourth quarter against Cincinnati (10/20) to set up the 49ers' game-winning score. He also returned an interception 26 yards and recorded two tackles and a pass defended at New Orleans (11/3). Dodge had five tackles, an interception and a pass defended in a start at Atlanta (12/2). In the postseason, he had one assisted tackle in San Francisco's 35-14 NFC Divisional Playoff loss at Green Bay (1/4/97). **1995:** Dodge played in all 16 regular season games and one playoff contest. He started one game (vs. Atlanta, 9/10) and had the best statistical season of his career with 24 tackles (all solos), an interception and five passes defended. The aforementioned start was the first of Dodge's career and he responded with two solo tackles while being in on every defensive play. At St. Louis he intercepted Chris Miller on the game's third play from scrimmage and returned it 13 yards to set up the 49ers' first touchdown in a 44-10 rout as the two teams battled for first place in the NFC West. Dodge also had three solo stops and a pass defended against the Rams. He forced a fumble with one of his two solo tackles at Miami on Monday Night Football (11/20) in a 44-20 victory, and notched three tackles (all solo) and a pass defended in the rematch with St. Louis (11/26). He had a big game in San Francisco's NFC Divisional Playoff loss to Green Bay (1/6/96), registering three solo tackles and one special teams stop. **1994:** Dodge earned a spot on the 49ers' roster after an impressive performance during training camp. He saw action in 15 games and recorded 20 tackles (19 solo) during the season, 11 of which came on special teams. He had three solo stops against the Raiders on opening night (9/5), three special teams stops and a forced fumble vs. Atlanta (12/4), and three solo tackles vs. Minnesota (12/26). The only game he missed all season was at Detroit (10/9) when he was declared inactive. Dodge had two tackles in the 49ers' NFC Divisional Playoff Game vs. Chicago (1/7) and one special teams stop in the NFC Championship



Game vs. Dallas (1/15), a 38-28 win. A knee strain suffered against Dallas forced him to miss San Francisco's 49-26 victory in Super Bowl XXIX over San Diego. **1993:** Dodge was out of football. **1992:** Dodge played in the first 14 games of the season for Seattle before an injured knee ended his season. He had 16 tackles (14 solo), his first NFL sack (vs. Miami, 9/27) and his first NFL interception (at Pittsburgh, 12/6) during that season. Dodge also played with the London Monarchs of the World League in the spring, earning All-World League honors. **1991:** Dodge began the 1991 season on the Seahawks' practice squad before being activated for the final 11 games. He finished the season with seven tackles. Dodge also played for the London Monarchs of the World League in the spring of 1991, helping lead the Monarchs to the league's inaugural championship. He earned All-World League honors that year. **1990:** Dodge was originally a rookie free agent with the Seattle Seahawks in 1990, but was waived in training camp.

**COLLEGE:** Dodge played collegiately at Florida State, where he was a four-year letterman and a two-year starter in the same defensive backfield with Deion Sanders. He shared the team lead in interceptions with Sanders in 1988 and finished his career with 171 tackles and 10 interceptions. Dodge had 85 stops as a senior in 1989. He majored in criminology.

**PERSONAL:** Dodge finished his high school career at Mulberry High School in Mulberry, Fla., after starting out at Brunswick High in Brunswick, N.J., where he lettered as a wide receiver. Dedrick Alenn Dodge was born June 14, 1967 in Neptune, N.J. He and his wife Patrice have three children, Nyla (4/11/97), Dedrick, Jr. (9/19/95), and Chante (8/23/85).

#### DODGE'S PROFESSIONAL RECORD

Year	Club	G	S	UT	A	TT	S-Yds.	I-Yds.	PD	FF	FR
1990											
1991	Seattle	11	0	6	1	7	0-0	1-13	0	0	0
1992	Seattle	14	0	14	2	16	1-8	0-0	4	0	0
1993											
1994	San Fran.	15	0	19	1	20	0-0	0-0	0	0	0
1995	San Fran.	16	1	24	0	24	0-0	1-13	5	0	0
1996	San Fran.	16	3	21	8	29	0-0	3-27	6	0	0
<b>CAREER TOTAL</b>		<b>72</b>	<b>4</b>	<b>84</b>	<b>12</b>	<b>96</b>	<b>1-8</b>	<b>5-53</b>	<b>15</b>	<b>0</b>	<b>0</b>

#### DODGE'S PLAYOFF RECORD

Year	Club	G	S	UT	A	TT	S-Yds.	I-Yds.	PD	FF	FR
1994	San Fran.	2	0	2	1	3	0-0	0-0	0	0	0
1995	San Fran.	1	0	4	0	4	0-0	0-0	0	0	0
1996	San Fran.	2	0	0	1	1	0-0	0-0	0	0	0
<b>CAREER TOTAL</b>		<b>5</b>	<b>0</b>	<b>6</b>	<b>2</b>	<b>8</b>	<b>0-0</b>	<b>0-0</b>	<b>0</b>	<b>0</b>	<b>0</b>

**ADDITIONAL STATISTICS:** Special teams tackles — 1994 (11), 1995 (7), 1996 (1).



### JASON ELAM • K

5-11 • 192 • 5TH YR. • HAWAII

**BORN:** March 8, 1970 in Ft. Walton Beach, Fla.

**HIGH SCHOOL:** Brookwood High School  
Snellville, Ga.

**RESIDES:** Castle Rock, Colo.

**ACQUIRED:** Draft #3 (70th overall), 1993

**PRO YEAR:** 5th • **YEAR WITH BRONCOS:** 5th

**NFL GAMES PLAYED/STARTED:** 64/0

**B**roncos kicker Jason Elam put together another fine regular season in 1996, successfully converting 21 of 28 field goal attempts and all 46 point-after attempts to lead the team with 109 points, despite suffering from a hip flexor injury for several games early in the year. In his first four NFL seasons Elam has established himself as one of the top kickers in the league, and will look to improve upon that status in 1997. Elam has scored in all 64 games in which he has participated, and is only 21 points away from reaching 500 for his career faster than any other player in franchise history. He also needs to score one point or more in each of the first six games of the 1997 season

#### NFL'S MOST ACCURATE KICKERS INSIDE 40 YARDS SINCE 1993

RK.	PLAYER	FG/FGA	(Pct.)
1.	Jason Hanson, Detroit	67/70	(.957)
2.	Morten Andersen, Atlanta/New Orleans	69/73	(.945)
3.	Jason Elam, Denver	76/81	(.938)
	Steve Christie, Buffalo	76/81	(.938)
5.	John Carney, San Diego	86/92	(.935)

to break Rich Karlis' team record of 69 consecutive games with at least one point. Elam — who in 1996 became the third-fastest kicker in NFL history to reach 100 field goals made — is also the third-most accurate kicker in the game from inside 40 yards since he entered the league in 1993. He ranks sixth all-time in field goal percentage. Elam is second only to San Diego's John Carney for most points scored in the NFL since 1993 with 473. He is the Broncos' all-time leader in field goal percentage at .783, and has made his last 128 regular season point-after attempts, also a franchise record. The only regular season miss of his career was a block by Minnesota Nov. 12, 1993. Elam was honored in October 1996 as one of the Broncos' three nominees for the True Value/NFL Man of the Year Award. **1996:** Elam converted 21 of 28 field goal attempts and all 46 point-after attempts to lead the team with 109 points. A hip flexor injury he suffered at Seattle in Week Two (9/8) hindered his performance during the middle of the season. The injury occurred when he was hit in the leg while following through on a kick. Elam's 109 points figured eighth among AFC kickers, and made him the first player in Broncos history to achieve four seasons with 100 or more points, having done so in each of his four professional seasons. He was also credited with one special teams tackle on the season. Elam converted three field goals in a game on two separate occasions, doing so at Seattle (9/8) in a 30-20 Denver victory and at Oakland (11/4) in Denver's 22-21 Monday Night win over the Raiders, their third of four consecutive wins over their arch-rival. Elam also tied the team record for most extra points in a game with six against Baltimore (10/20) in a 45-34 Bronco triumph. He connected on his only 50+-yard field goal of the '96 season at San Diego (12/22) in the regular season finale. In Denver's AFC Divisional Playoff vs. Jacksonville he did not attempt a field goal and was 1-2 on point-after attempts, having his first try of the day blocked by the Jaguars' Clyde Simmons. **1995:** Elam finished tied for third in the NFL in scoring — tied for second among kickers — with 132 points, and tied for second in field goals made with 31 as he was voted to his first Pro Bowl appearance. The 132 points are the second-most by a Bronco in a single season, and the 31 field goals broke Elam's own record of 30 set in '94. On the season he was 31-38 (.816) on field goal attempts and 39-39 on point-after attempts. His breakthrough season also included second-team All-Pro honors from both the Associated Press and *College & Pro Football Newsweekly*, as well as All-AFC honors from *Pro Football Weekly*. He also punted once for 17 yards and contributed two special teams tackles. Elam was 5-7 (.714) on field-goal attempts of 50 yards or longer — including one missed attempt of 66 yards versus Seattle (12/10) — to improve his career numbers from that distance to 10-16 (.625). His 66-yard attempt was the second-longest kick ever attempted by a Bronco, trailing only the 73-yard attempt (also missed) by Fred Steinfort at New England Sept. 29, 1980, and was the longest ever attempted at Mile High Stadium. His five field goals of 50 yards or more tied a Broncos single-season record, originally held by Fred Steinfort (5-8 in 1980). Elam's 56-yarder at Houston (11/26) was the longest of his career, and the second-longest in franchise history, behind Steinfort's 57-yarder vs. Washington, Oct. 13, 1980. At Oakland on Christmas Eve Elam

#### NFL ALL-TIME FIELD GOAL PERCENTAGE LEADERS

RK.	PLAYER, TEAM	FGM/FGA	(Pct.)
1.	Doug Pellrey, Cincinnati	103/127	.811
2.	Matt Stover, Baltimore	130/162	.802
3.	John Carney, San Diego	181/227	.797
4.	Steve Christie, Buffalo	164/206	.796
	Nick Lowery, N.Y. Jets	383/481	.796
6.	Jason Elam, Denver	108/137	.783



# FASTEST TO 100 CAREER FIELD GOALS (GAMES PLAYED)

Rk.	PLAYER	TEAMS	KICKED 100TH FG
1.	Jan Stenerud	Kansas City/Green Bay/Minnesota	53rd game
2.	David Ray	Los Angeles Rams	57th game
3.	Jason Elam	Denver	58th game

scored 11 points, including the game-winning 37-yard field goal with 48 seconds remaining, in Denver's 31-28 win. It was the second time in '95 that Elam had kicked a game-winning field goal in the final minute, following his 32-yard effort that beat San Diego with 0:02 remaining (11/19). The San Diego game-winner was the third of Elam's career, and his first in the final seconds of regulation. Elam made a franchise-record 13 straight field goals during the middle of the season, beginning with a 30-yarder at Seattle (10/1), and ending with a 35-yarder against San Diego (11/19). Elam set the tone for his stellar season in the opener against Buffalo (9/3), tying a Broncos single-game record with five successful field goals in six attempts (22, 52, 20, 38, 37; missed from 38). **1994:** Elam matched his rookie total of 119 points scored (fourth on the Broncos' all-time single-season scoring list) and set a Broncos record for successful field goals in a season with 30 (37 attempts). He also was a perfect 29-for-29 on point-after attempts, giving him a two-year accuracy of .986 (70-of-71). His two-year field-goal percentage of .778 moved him into second on the Broncos' all-time career list, just behind David Treadwell (.779 from 1989-92). His accuracy on kicks inside 40 yards was impeccable in '94, as he converted 22-of-22 kicks within that distance. Elam tied his NFL long and the fourth-best kick in Broncos history with a 54-yard field goal at San Diego (10/23). He accounted for nine of the Broncos 15 points in a 15-13 win over Cincinnati (11/27) by converting 3-of-5 attempts (34 yards, 33 and 37). He also connected for three field goals at New York (3-for-3) and at Seattle (3-for-4). Elam had just one field goal attempt blocked, a 50-yard attempt against Atlanta (11/20). **1993:** Elam showed his leg strength on several long field goals during the 1993 season. His 119 points (fourth-highest figure in Bronco history) placed him fourth in the AFC and seventh in the NFL. Elam was successful on 4 of 6 field goal attempts longer than 50 yards. His 54-yarder in the week two game versus San Diego (9/12) was the fourth-longest in team history. That came one week after he tied for the third-best single game performance at the New York Jets (9/5) in the season opener. In that game he went 4-4. For the year Elam made 26 field goals, tying for fourth-best in team history.

**COLLEGE:** Elam was a superb combination kicker in college, holding virtually every school and conference scoring record at the University of Hawaii. He finished his career with 79 field goals, just one shy of the NCAA record held by Jeff Jaeger (80). Elam holds the Western Athletic Conference scoring record with 395 points, and made 30 of 43 field goals of 40 yards or more. Elam finished his collegiate career with a .790 field goal percentage, connecting on 79 of 100 attempts, with his longest being a 56-yarder. He finished 157 of 160 in PATs for the Rainbows. As a senior Elam was selected first-team All-America (Kodak and The Poor Man's Guide to the NFL Draft) and was first-team All-WAC. He made 16 of 25 field goals and 44 extra points, finishing with 92 points for the season. He also finished his collegiate career with a 43.5-yard average on 84 punts. Elam was a communication major.

**PERSONAL:** Jason and his wife, Tamy, a Broncos cheerleader, had their first child, Jason, Jr., February 28, 1997. The family resides in Castle Rock, Colo. Jason is a licensed commercial airplane pilot, who plans to fly full-time when he completes his NFL playing career. Jason was first-team all-county and second-team all-state at Brookwood High School in Snellville, Ga., where he also lettered in swimming and track. He was born March 8, 1970 in Fort Walton Beach, Fla.

# ELAM'S PROFESSIONAL RECORD

Year	Club	G	1-19	20-29	30-39	40-49	50-59	60+	TOTAL	Pct.
1993	Denver	16	0/0	11/12	7/7	4/10	4/6	0/0	28/35	.742
1994	Denver	16	0/0	11/11	11/11	7/12	1/3	0/0	30/37	.811
1995	Denver	16	0/0	7/9	14/15	5/7	5/6	0/1	31/38	.816
1996	Denver	16	2/2	8/8	4/5	6/10	1/3	0/0	21/28	.750
<b>CAREER TOTAL</b>		<b>64</b>	<b>2/2</b>	<b>37/40</b>	<b>36/38</b>	<b>22/39</b>	<b>11/18</b>	<b>0/1</b>	<b>108/138</b>	<b>.783</b>

Year	Club	PATM/PATA	Pct.	Total Pts.
1993	Denver	41/42	.976	119
1994	Denver	29/29	1.000	119
1995	Denver	39/39	1.000	132
1996	Denver	46/46	1.000	109
<b>CAREER TOTAL</b>		<b>155/156</b>	<b>.994</b>	<b>479</b>

**ADDITIONAL STATISTICS:** Punted once for 17 yards vs. Kansas City, 1995.

# ELAM'S PLAYOFF RECORD

Year	Club	G	1-19	20-29	30-39	40-49	50-59	60+	TOTAL	Pct.
1993	Denver	1	0/0	0/0	1/1	0/0	0/0	0/0	1/1	1.000
1996	Denver	1	0/0	0/0	0/0	0/0	0/0	0/0	0/0	.000
<b>CAREER TOTAL</b>		<b>2</b>	<b>0/0</b>	<b>0/0</b>	<b>1/1</b>	<b>0/0</b>	<b>0/0</b>	<b>0/0</b>	<b>1/1</b>	<b>1.000</b>

Year	Club	PATM/PATA	Pct.	Total Pts.
1993	Denver	3/3	1.000	6
1996	Denver	1/2	.500	1
<b>CAREER TOTAL</b>		<b>4/5</b>	<b>.800</b>	<b>7</b>



# JOHN ELWAY • QB

6-3 • 215 • 15TH YR. • STANFORD

**BORN:** June 28, 1960 in Port Angeles, Wash.  
**HIGH SCHOOL:** Granada Hills High School  
 Los Angeles, Calif.  
**RESIDES:** Englewood, Colo.  
**ACQUIRED:** Trade with Baltimore, 1983  
**PRO YEAR:** 15th • **YEAR WITH BRONCOS:** 15th  
**NFL GAMES PLAYED/STARTED:** 205/203

John Elway put together one of the finest seasons of his phenomenal 14-year career in 1996, being voted to his fifth Pro Bowl (third as a starter); named second-team All-Pro by AP, *College & Pro Football Newsweekly* and *Football Digest* and first-team All-AFC by UPI, *Pro Football Weekly* and *Football News*; voted second in the AP NFL Most Valuable Player balloting; voted AFC Player of the Year by the Touchdown Club of Columbus; AFC Offensive Player of the Year by the Kansas City 101 Club; Mackey Award winner for highest quarterback rating in the AFC and AFC MVP by the NFL Players Association. Among his many career accomplishments in 1996, Elway upped his NFL-record total of fourth-quarter game-saving drives to 41 with four more nail-biting finishes.

# Number of Fourth-Quarter Game-Winning Drives

John Elway	41
Dan Marino	32
Joe Montana	31
Jim Kelly	24

(complete information on Elway's game-winning drives can be found on page 107)

He moved into first place all-time in victories by a starting quarterback, first place in rushing attempts by a quarterback (687), and became only the third player in NFL history to throw for 45,000 yards in a career (Dan Marino and Fran Tarkenton). He also moved into third place all-time in total offense (48,129 yards), passing yards (45,034), pass attempts (6,392) and pass completions (3,633) for a career percentage of 56.8. In



# WHAT TO LOOK FOR WITH JOHN ELWAY IN 1997

- John Elway needs 2,549 yards of total offense to move past Fran Tarkenton into second place on the all-time NFL list.
- He can also move past Tarkenton into second place all-time in three other categories: passing yards (1,970), pass attempts (76) and completions (54).
- If Elway throws 23 touchdown passes this year he will move into fourth all-time ahead of Joe Montana. He is currently ninth with 251.
- Elway also needs just 34 rushing yards to pass Tobin Rote for fourth all-time in the NFL.

1997, Elway figures to move past Tarkenton into second place in all four of these categories. He ranks fifth all-time in rushing yards by a quarterback (3,095) and fourth all-time among all Broncos rushers, with Pro Bowlers Floyd Little, Sammy Winder and Otis Armstrong the only Broncos to have rushed for more yards.

In 1996 Elway became only the second quarterback in NFL history to throw for 40,000 yards and rush for 3,000 yards in a career (Tarkenton). He also ranks ninth all-time in touchdown passes with 251. Elway also moved into the top spot on the Broncos' all-time list for games played (205) and started (203). He holds or is tied for 53 regular season Bronco records, including most career yards total offense (48,176) and most career touchdown passes (251). He has also had 17 games in his career in which he has completed 70 percent-or-better of his passes (minimum 20 attempts) and has a 15-2 record in those games. His career passer rating entering the 1997 season is 78.5.

During Elway's era (1983-96), he has spurred his team on to three victories in four AFC Championships games, six AFC Western Division titles and seven playoff berths, including the most recent, a first-round bye and a Divisional Playoff Game last year.

Elway has accounted for 283 touchdowns as a pro — 251 passing and 31 rushing, as well as one on a pass reception. He has generated 4,039 career points in regular season play. For his career, has directed Denver to scores in better than three in 10 drives (32.4%).

In a record that possibly will never be broken, Elway is the only player ever to pass for 3,000 yards and rush for 200 yards in the same year for seven straight seasons (1985-91). No other quarterback ever has put together more than four straight 3,000/200 seasons, and 1996 was Elway's ninth overall. In his career, Elway three times has had over 4,000 yards of total offense (1985, 1993 and 1995).

Elway has engineered 41 fourth-quarter, game-winning or game-tying drives, the highest career total documented for any quarterback, and

## ELWAY VS. HALL OF FAME QUARTERBACKS AFTER 14 SEASONS

**After Their First 14 Seasons:** John Elway has thrown more passes, completed more passes and thrown for more yards than all 18 Hall of Fame quarterbacks. He also ranks first in rushing attempts, second in rushing yards, fourth in rushing touchdowns, fourth in completion percentage and third in touchdown passes. Only Fran Tarkenton and Johnny Unitas threw more touchdown passes in their first 14 seasons than Elway, and only Tarkenton has more rushing yards.

(Listed in descending order by passing yards)

PLAYER	PASSING							RUSHING						
	ATT	COMP	YDS	PCT	TD	INT	RTG	ATT	YDS	AVG	TD	TD	TD	TD
John Elway	6,392	3,633	45,034	56.8	251	205	78.5	685	3,095	4.5	31			
Dan Fouts	5,240	3,091	40,523	59.0	244	227	81.2	212	476	2.2	11			
Fran Tarkenton	4,800	2,658	35,846	55.4	266	199	80.6	593	3,521	5.9	28			
Johnny Unitas	4,456	2,450	35,502	55.0	267	213	81.1	430	1,741	4.0	13			
Terry Bradshaw	3,901	2,025	27,989	51.9	212	210	70.7	444	2,257	5.1	32			
Joe Namath	3,762	1,886	27,663	50.1	173	220	65.6	71	140	2.0	7			
Sonny Jurgensen	3,863	2,184	26,938	56.5	236	173	79.8	167	468	2.8	15			
Y.A. Tittle	3,536	1,971	26,541	55.7	202	199	75.5	276	1,006	3.6	32			
Bob Griese	3,429	1,826	25,092	56.2	192	172	77.1	261	994	3.8	7			
Bobby Layne	3,467	1,698	25,084	49.0	187	226	64.0	598	2,426	4.1	24			
Norm Van Brocklin	2,895	1,553	23,611	53.6	173	178	75.1	102	40	0.4	11			
Bart Starr	2,849	1,308	22,780	45.9	144	122	72.8	232	1,235	5.3	13			
Roger Staubach	2,958	1,685	22,700	57.0	153	109	83.5	410	2,264	5.5	20			
Sammy Baugh	2,808	1,606	21,403	57.2	177	185	74.9	306	328	1.1	8			
Len Dawson	2,659	1,497	20,979	56.3	197	138	85.3	245	1,119	4.6	9			
George Blanda	2,136	1,025	14,709	48.0	132	139	64.4	121	347	2.9	9			
Sid Luckman	1,744	904	14,683	51.8	139	131	75.7	204	209	1.0	2			
Otto Graham	1,585	872	13,499	55.7	88	94	78.2	405	882	2.2	44			
Bob Waterfield	1,617	813	11,849	50.3	98	127	62.0	75	21	0.3	13			

## ALL-TIME PRO FOOTBALL TOTAL OFFENSE LEADERS

Player	Yards	(Passing / Rushing)
Dan Marino*	51,748	(51,636 passing / 112 rushing)
Fran Tarkenton	50,677	(47,003 passing / 3,674 rushing)
<b>John Elway*</b>	<b>48,129</b>	<b>(45,034 passing / 3,095 rushing)</b>
Warren Moon*	45,580	(43,787 passing / 1,793 rushing)
Dan Fouts	43,518	(43,040 passing / 476 rushing)
Joe Montana	42,225	(40,551 passing / 1,674 rushing)
Johnny Unitas	42,016	(40,239 passing / 1,777 rushing)

\*active players

the team has a record of 40-0-1 in the contests. Those games include 34 fourth-quarter, game-winning drives and seven fourth-quarter, game-tying drives. (See complete listing of drives beginning on page 107)

Elway now is 133-83-1 (.615) as a starting quarterback — including postseason — but can claim a 129-77-1 (.626) mark since taking over as the permanent starter in the first game of 1984. He is pro football's winningest all-time quarterback in terms of total regular season wins with 126. Elway has a home record of 80-23 (.777) at Mile High Stadium from 1984-96, the best of any NFL quarterback in that time frame. One of the most durable NFL quarterbacks ever, Elway has started 2,292 drives as a pro, and has been replaced just eight times due to injury (that's 0.00349 percent, or 3.5 times in 1,000). In his 14 seasons, he has missed just nine starts due to injury.

He has completed 58 passes of 50 or more yards as a Bronco and has 33 regular season (36 overall) 300-yard passing games, including a career-best five in 1995 and four last year. He has had 51 overall games with 300 or more yards of total offense and Denver is 32-18-1 in those contests.

Elway's numerous honors include being named NFL Most Valuable Player in 1987 and AFC Player of the Year in 1993. He earned his fifth Pro Bowl berth in 1996, following selections in 1986, 1987, 1993 and 1994. He has been named the Broncos' offensive most valuable player by his teammates eight times in his career (1985-88 and 1991-94), and has been named the AFC Offensive Player of the Week 13 times.

Elway's postseason honor roll adds even more sparkle to his spectacular regular season and overall career accomplishments. He has played in a franchise-record 15 postseason games (including three Super Bowls), with 14 starts, and holds a 7-7 record (6-2 at home, 1-2 on the road and 0-3 at neutral sites). He owns or shares 19 Broncos postseason records, including most passing yards, most touchdown passes, most touchdowns scored and total offense. He has completed 254 of 469 passes (54.2%) for 3,547 yards, 21 touchdowns and 18 interceptions. Elway has also rushed 76 times for 402 yards and four touchdowns. He has

## ALL-TIME PRO FOOTBALL PASSING LEADERS

No.	PLAYER	TEAM	YARDS
1.	Dan Marino*	Miami	51,636
2.	Fran Tarkenton	Minnesota	47,003
3.	<b>John Elway*</b>	<b>Denver</b>	<b>45,034</b>
4.	Warren Moon*	Houston/Minnesota	43,787
5.	Dan Fouts	San Diego	43,040
6.	Joe Montana	San Francisco/Kansas City	40,551
7.	Johnny Unitas	Baltimore	40,239
8.	Dave Krieg*	Seattle/Kansas City/Arizona/Chicago	37,946
9.	Boomer Esiason*	Cincinnati/New York Jets/Arizona	36,442
10.	Jim Kelly	Buffalo	35,467

## CAREER TOUCHDOWN PASSES

No.	PLAYER	TDs
1.	Dan Marino*	369
2.	Fran Tarkenton	342
3.	Johnny Unitas	290
4.	Joe Montana	273
5.	Dave Krieg*	261
6.	Sonny Jurgensen	255
7.	Dan Fouts	254
8.	Warren Moon*	254
9.	<b>John Elway*</b>	<b>251</b>
10.	John Hadl	244

\*active players

## CAREER PASS ATTEMPTS

No.	PLAYER	ATT
1.	Dan Marino*	6,904
2.	Fran Tarkenton	6,467
3.	<b>John Elway*</b>	<b>6,392</b>
4.	Warren Moon*	6,000
5.	Dan Fouts	5,604

## CAREER COMPLETIONS

No.	PLAYER	COMP
1.	Dan Marino*	4,134
2.	Fran Tarkenton	3,686
3.	<b>John Elway*</b>	<b>3,633</b>
4.	Warren Moon*	3,514
5.	Joe Montana	3,409

# ACTIVE NFL PASSING LEADERS BY CATEGORY

## CAREER PASS ATTEMPTS

No.	PLAYER	ATTEMPTS
1.	Dan Marino	6,904
2.	John Elway	6,392
3.	Warren Moon	6,000
4.	Dave Krieg	5,288
5.	Boomer Esiason	5,019

## CAREER COMPLETIONS

No.	PLAYER	COMPLETIONS
1.	Dan Marino	4,134
2.	John Elway	3,633
3.	Warren Moon	3,514
4.	Dave Krieg	3,092
5.	Boomer Esiason	2,851

## CAREER PASSING YARDAGE

No.	PLAYER	YARDS
1.	Dan Marino	51,636
2.	John Elway	45,034
3.	Warren Moon	43,787
4.	Dave Krieg	37,946
5.	Boomer Esiason	36,442

## CAREER TOUCHDOWNS

No.	PLAYER	TDs
1.	Dan Marino	369
2.	Dave Krieg	261
3.	Warren Moon	254
4.	John Elway	251
5.	Boomer Esiason	234

a career postseason passer rating of 77.9 and is one of only five quarterbacks to throw for 3,000 yards in the postseason. Four of his NFL-record 41 fourth quarter game-saving drives have come in the postseason.

**1996:** Elway earned his fifth Pro Bowl selection as he started 15 of the 16 regular season games and completed 287 of 466 pass attempts (61.6) for 3,328 yards and 26 touchdowns with 14 interceptions, and also rushed 50 times for 249 yards (5.0) with a long of 22 and four touchdowns. His 26 touchdowns tied a career high and franchise record set in 1995. He missed his only game of the year — and first since Dec. 24, 1994 (left knee strain) — at Green Bay (12/8) because of a sore left hamstring that he initially hurt at Oakland Nov. 4 and then re-aggravated Dec. 1 vs. Seattle. Elway led the AFC in quarterback rating (89.2; 4th NFL), was second in completion percentage (61.6; 5th NFL), third in touchdown passes (26; 4th NFL) and fifth in passing yardage (3,328; 7th NFL), completions (287; 8th NFL) and attempts (466; 9th NFL). His start at Seattle (9/8) marked the 192nd game he has played in his career, most by any player in Broncos franchise history, surpassing Tom Jackson who played in 191 games from 1973-86. He tied the record in Week One against the Jets (9/1) in Denver's 31-7 season-opening victory. Against the Buccaneers (9/15) Elway set a club record, throwing a touchdown pass for the 15th consecutive game, topping his previous standard of 13 games in 1985-86. The Bucs contest will also go down as his 38th career fourth-quarter game-saving drive. He led the Broncos 80 yards in 14 plays over an 8:11 span to bring the Broncos back from a 23-20 deficit to a 27-23 win. He became one of just three players in NFL history to accumulate 45,000 yards of total offense with his 183-yard effort against Tampa Bay, joining Fran Tarkenton and Dan Marino. Two weeks later at Cincinnati (9/29) Elway broke out of a mini-slump with a spectacular performance, completing 23 of 37 pass attempts for 335 yards and two touchdowns. He was intercepted once and sacked five times, but came through in numerous crucial situations, spreading the ball around to eight different players. On Nov. 6 vs. San Diego, Elway moved into fourth place on the all-time NFL career passing list with one of his best passing performances of the season. He completed 32 of 41 for 323 yards and four touchdowns with just one interception, and also rushed eight times for 37 yards — more than any Chargers rusher tallied for the day — as the Broncos overcame a 17-0 first-half deficit

## NFL LEADERS, MOST 3,000-YARD PASSING SEASONS

NAME	YEARS WITH 3,000 YARDS	SEASONS WITH 3,000 YARDS	NFL SEASONS	CAREER YARDS
JOHN ELWAY, DENVER	11	1985-91, 1993-96	14	45,034
Dan Marino, Miami	11	1984-92, 94-95	14	51,636
Joe Montana, S.F.-K.C.	8	1981, 1983-85, 1987, 1989-90, 1994	14	40,551
Warren Moon, Hou.-Minn.	8	1984, 86, 89-91, 93-95	13	43,787
Jim Kelly, Buffalo	8	1986, 88-89, 91-95	11	35,467
Boomer Esiason, Cin.-NY-Ariz.	7	1985-90, 1993	13	36,442
Jim Everett, LA Rams-N.O.	7	1988-92, 94-95	11	34,380
Dan Fouts, San Diego	6	1979-81, 1984-86	15	43,040
Dave Krieg, Sea.-Ariz.-Chi.	6	1984-85, 89, 90, 92, 95	17	37,950

## JUST GETTING WARMED UP

John Elway has not only maintained his status among the league's elite quarterbacks in recent years, but has improved dramatically in several key statistical categories over the past four seasons. The following is a comparative glance at Elway's season averages for passing yards, touchdowns and interceptions for his first nine seasons as a full-time starter (excludes 1983), and his last four:

SEASONS	AVG. YARDS	AVG. TDs	AVG. INTs
1984-92	3,172.6	16.8	15.8
1993-96	3,704.5	23.3	12.0

to beat the Chargers 28-17. He moved into third all-time in career passing yards with his 326-yard effort versus Baltimore (10/20), surpassing Warren Moon (43,787), and is now one of only three NFL players to have thrown for 45,000 yards in a career (Marino, Tarkenton). He also moved past Moon into third place in career pass attempts in the game. The two fourth-quarter touchdown drives on which he led the Broncos produced his 39th career fourth-quarter game-saving drive. It was also his third consecutive 300-yard passing game, the second time in his career he had accomplished this feat, tying his franchise record set in the last game of the 1993 season and the first two in '94. Elway was named AFC Offensive Player of the Month for October when he led the Broncos to three wins while completing 73 of 111 passes (65.8) for 935 yards and 10 touchdowns with three interceptions for a quarterback rating of 110.8. Against Kansas City (10/27) Elway surpassed the 3,000-yard career rushing mark with a then-career-high 62 yards, joining Fran Tarkenton as the only quarterbacks in NFL history to throw for more than 40,000 yards and rush for more than 3,000 yards in a career. He topped that effort with a new career high of 70 rushing yards at Oakland the next week (11/4). His two-week total of 132 yards rushing was his most ever in back-to-back games in his career. His 40th career fourth-quarter game-winning drive (3rd in '96) also came in that Monday Night contest when he rallied Denver from a 21-16 deficit in the final five minutes. He marched the Broncos 73 yards in six plays over a 47-second span, capped by a 49-yard touchdown pass to Rod Smith to give the Broncos a 22-21 lead that would hold up over the final 4:14. With his 37th comeback victory coming against the Raiders in December of 1995, this was the first time in Elway's career that he had consecutive come-from-behind victories against the same opponent. He played his 200th game in a Bronco uniform vs. Chicago (11/10) in a 17-12 Broncos win. Elway engineered his 41st career fourth-quarter game-winning drive (4th in '96) at Minnesota (11/24), moving the Broncos 84 yards in 11 plays for the go-ahead touchdown, which came on a five-yard pass to Ed McCaffrey that was tipped three times before McCaffrey reeled it in with 19 seconds remaining for a 21-17 win. Elway completed seven of nine passes for 82 yards on the final drive alone. The Viking contest was the 33rd NFL contest (four postseason) in which he had thrown for over 300 yards in a game. Elway threw his 250th career touchdown pass vs. Seattle (12/1), making him the ninth NFL player ever to do so (he now

## GREATNESS MEASURED IN VICTORY

### MOST VICTORIES BY ACTIVE NFL QUARTERBACKS

(Regular Season Only)

No.	PLAYER	W-L-T	PCT.
1.	John Elway	126-76-1	.623
2.	Dan Marino	123-73-0	.628
3.	Dave Krieg	97-78-0	.554
4.	Warren Moon	90-87-0	.508

Elway is the winningest quarterback at home during the time span 1983-96, with a record of 80-23 (.777). He also has at least a .500 record against 22 of the 29 other teams in the NFL, including all but two in the AFC (Oakland and Miami).

### MOST VICTORIES BY STARTING QUARTERBACKS, ALL-TIME

(Regular Season Only)

No.	PLAYER	W-L-T	PCT.
1.	John Elway	126-76-1	.623
2.	Fran Tarkenton	125-109-6	.533
3.	Dan Marino	123-73-0	.628



### THE EXCLUSIVE 3,000-1,500-1,000 CLUB

The Broncos' John Elway, Terrell Davis and Shannon Sharpe proved to be the best triple threat in the NFL during the 1996 season, combining to pull off one of the rarest feats in NFL history. For only the fifth time in the history of the league, a team produced a 3,000-yard passer, 1,500-yard rusher and a 1,000-yard receiver in the same season. For only the second time a tight end was part of the trio (the 1986 Giants were the other).

TEAM (YEAR)	QUARTERBACK	RUNNING BACK	RECEIVER
Denver (1996)	John Elway (3,328)	Terrell Davis (1,538)	Shannon Sharpe* (1,062)
Dallas (1995)	Troy Aikman (3,304)	Emmitt Smith (1,773)	Michael Irvin (1,603)
Detroit (1995)	Scott Mitchell (4,338)	Barry Sanders (1,500)	Herman Moore (1,686)
Dallas (1992)	Troy Aikman (3,445)	Emmitt Smith (1,713)	Michael Irvin (1,396)
N.Y. Giants (1986)	Phil Simms (3,487)	Joe Morris (1,516)	Mark Bavaro* (1,001)

\*only tight ends to account for "receiver" portion of trio.

has 251). He also went over the 3,000-yard passing mark against the Seahawks, marking the 11th time in his career that he has accomplished this feat, tying Dan Marino for the most all-time. With his four rushing attempts against Oakland (12/15), Elway surpassed Randall Cunningham (677 attempts) for most rushing attempts all-time by an NFL quarterback, and now has 687. With Denver's 24-19 win over the Raiders, Elway also surpassed Hall of Famer Fran Tarkenton as the winningest starting quarterback in NFL history (126 regular season wins) in his 202nd start. Tarkenton won 125 games in 240 starts. Marino stands third with 123 wins and Elway is at 126. The victory over the Raiders was also his 100th over an AFC opponent. On Dec. 22 at San Diego, Elway completed six of 11 passes for 46 yards with a long of 11 yards in limited play. He also ran once for three yards and was sacked once (-4) before leaving the game at the start of the second quarter. During the contest, he went over the 45,000-yard passing mark for his career, becoming only the third quarterback in NFL history to do so. Dan Marino and Fran Tarkenton are the others. Elway was also chosen as offensive captain for the '96 season by his teammates. In Denver's AFC Divisional Playoff vs. Jacksonville (1/4/97), Elway started and completed 25 of 38 passes for 226 yards and two touchdowns with a long of 18. He also rushed five times for 30 yards with a long of 19. Elway's first touchdown went 18 yards to Shannon Sharpe to put Denver ahead 12-0 in the first quarter and his second went 15 yards to Ed McCaffrey with 1:50 remaining in the game to pull Denver within three. His 25 completions and 38 pass attempts are both second-most in Broncos postseason history, trailing only his 29 for 47 effort Jan. 4, 1994 at the Raiders. During the contest — his franchise-record 15th in the postseason — Elway passed Terry Bradshaw for fourth place on the NFL's all-time postseason pass attempts list. He now has 469 career postseason pass attempts. During the 1997 offseason, Elway had surgery on his right shoulder (March 17) at the Steadman-Hawkins Clinic in Vail, Colo.

### GAMES NEEDED TO REACH 30,000 AND 40,000 CAREER PASSING YARDS

30,000 YARDS			
NAME	DATE REACHED	NO. OF GAMES	
Dan Marino*	11/25/90	114	
Warren Moon*	11/15/92	125	
Dan Fouts	12/11/83	131	
Jim Everett*	11/19/95	134	
Jim Kelly	9/17/95	135	
Johnny Unitas	9/24/67	141	
Dave Krieg*	11/14/93	143	
John Elway*	12/20/92	144	
Phil Simms	9/13/92	146	
Joe Montana	11/19/89	147	
Boomer Esiason*	9/25/94	147	

40,000 YARDS			
NAME	DATE REACHED	NO. OF GAMES	PASSING YARDS
Dan Marino*	9/12/93	153	51,636
Warren Moon*	11/5/95	164	43,787
Dan Fouts	12/7/86	168	43,040
John Elway*	11/5/95	183	45,034
Joe Montana	11/27/94	190	40,551

\*active players

### TOP FIVE ALL-TIME RUSHING QUARTERBACKS

NO.	PLAYER	RUSH.	YARDS	AVG.	LG	TD
1.	Randall Cunningham†	677	4,482	6.6	521	32
2.	Fran Tarkenton	675	3,674	5.5	521	32
3.	Steve Young*	591	3,529	6.0	491	34
4.	Tobin Rote	635	3,128	4.9	—	37
5.	John Elway*	687†	3,095	4.5	31	31

\*active player †most all-time

1995: Elway started all 16 games, completing 316 of 542 passes (58.3%) for 3,970 yards, a career-best 26 touchdowns and 14 interceptions. He threw for more than 300 yards on five occasions, also a career best. It was the 10th time in his 13-year NFL career that he had topped the 3,000-yard mark, joining him with Dan Marino (11) as the only quarterbacks in NFL history to accomplish that feat 10 or more times. He also rushed 40 times for 179 yards (4.5) and one touchdown, with a long of 15. He led the AFC (tied for 5th NFL) in passing yards, finished third (8th NFL) in completions and was third (8th NFL) in pass attempts. Meanwhile, his fourth-quarter passer rating of 95.2 ranked third in the AFC and fifth in the NFL. With his 256 passing yards against Arizona (11/5), Elway pushed his career total to 40,008, making him just the seventh player in professional football history to surpass the 40,000-yard mark, and the fourth-fastest to do so in terms of games played (183). He joined Fran Tarkenton, Dan Marino, Dan Fouts, Joe Montana, Johnny Unitas and Warren Moon — the latter surpassing 40,000 earlier the same day as Elway. The yardage to reach the milestone came on a 19-yard pass to Aaron Craver with 5:20 remaining in the game, giving Elway 40,008 to end the day. He passed for 290 yards two weeks later against San Diego (11/19) to move into sixth place ahead of Johnny Unitas (40,239), and then took over fifth place the following week at Houston (11/26) with a 332-yard performance that supplanted Joe Montana (40,551) and left Elway with 40,684. Elway's move into third on the NFL's all-time total offense list — surpassing Dan Fouts (43,516) — came vs. Jacksonville (12/3), when his 309 total yards raised his career total to 43,800. He completed 22-of-34 for 286 yards with a season-high four touchdowns and one interception in Denver's 31-23 victory. The four touchdowns — which included a season-best 62-yarder to Anthony Miller — were the most by Elway in a single game since Nov. 26, 1989 against Seattle, and the third time in his career he has thrown four TDs. His career best is five. Elway also gained 25 yards on one rushing play, his longest rush from scrimmage since 1989. Elway moved into fifth on the all-time NFL completion list against Seattle (12/10), passing Dan Fouts (3,297). He earned AFC Offensive Player of the Week honors for the 13th time in his storied career — and second time in '95 — Dec. 26 for his 24-of-41, 320-yard, two-touchdown performance in the Broncos' Week 17 win at Oakland (12/24), in which he also ran the ball into the end zone for a two-point conversion in the fourth quarter to tie the game at 28-28. In the second half alone, Elway completed 15-of-28 for 225 yards, one TD and one interception. His fourth-quarter numbers, which helped rally the Broncos from a 28-17 deficit, totalled 9-for-15 for 128 yards. Elway's 12th career Player of the Week honor had come Sept. 20 after his 30-of-47, 327-yard performance against Washington, capped by a game-winning, 43-yard touchdown toss to Rod Smith on the game's final

### ELWAY HAS BRONCOS AMONG THE WINNERS

Since John Elway came into the league in 1983, the Denver Broncos boast the best record in the AFC and the second-best record in the NFL with 135 victories. Elway has started in 126 of those victories (93.3%), an NFL record for most wins by a starting quarterback.

### TOP FIVE RECORDS OF NFL TEAMS, 1983-96

(Regular Season Only)

TEAM	W	L	T	Pct.
1. San Francisco	167	55	1	.751
2. Denver	135	87	1	.608
3. Chicago	135	88	0	.605
Miami	135	88	0	.605
5. Washington	130	93	0	.583

# TOP 10 TOUCHDOWN CONNECTIONS IN THE NFL SINCE 1994

QUARTERBACK & RECEIVER (TEAM)	TDs
1. Jeff Blake & Carl Pickens (Cincinnati)	37
2. Steve Young & Jerry Rice (San Francisco)	27
3. Warren Moon & Cris Carter (Minnesota)	26
4. Scott Mitchell & Herman Moore (Detroit)	25
5. John Elway & Anthony Miller (Denver)	21
Brett Favre & Robert Brooks (Green Bay)	21
7. John Elway & Shannon Sharpe (Denver)	17
8. Troy Aikman & Michael Irvin (Dallas)	16
9. Jim Kelly & Andre Reed (Buffalo)	16
10. Jim Everett & Michael Haynes (New Orleans)	12

play. Elway's 30 completions tied for the fourth-most in a game by a Bronco, trailing his own 36- and 33-completion outings, and Mickey Slaughter's 34. That finish, followed by the Broncos' 30-27 final-drive win over San Diego (11/19), and their final-drive 31-28 win at Oakland (12/24), pushed Elway's career total for fourth-quarter game-winning or game-saving drives to 37. With his start against Oakland (10/16), Elway surpassed former Bronco defensive back Billy Thompson for most career starts by a Bronco (179), a figure he would push to 188 by season's end. Elway did not miss more than several plays in a game due to injury all season, with the exception of Game 10 at Philadelphia (11/12) when a concussion chased him on the first play of the second quarter, and he did not return. The injury occurred on a hit from the Eagles' Mike Mamula and William Fuller. Prior to his removal, Elway had completed two of three pass for 54 yards, including a 46-yard touchdown strike to Anthony Miller.

**1994:** John Elway earned his fourth AFC Pro Bowl berth, showing all the skills that mark him as an all-time great despite a very disappointing season for the Broncos. He missed two of the last three games of the season (at Los Angeles and vs. New Orleans) due to a strained left knee. He finished the season second in the AFC and fourth in the NFL in passer rating with an 85.7, and his other season stats and rankings show 3,490 yards on 494 attempts and 307 completions, with a 2.0 interception percentage, all figures ranking third in the AFC. His 62.1 completion percentage was second in the AFC and sixth overall. Elway went over the 3,000-yard mark for the season (his ninth 3,000-yard campaign, second only to Dan Marino's 10 in NFL history at that point), and Elway also went over the 40,000-yard mark in total offense. He rushed for 235 yards (second on the team and marking his ninth 200-yard season), giving him a season total offense figure of 3,725 in the 14 games he played. Elway enjoyed the third-best passing yardage day of his career vs. Atlanta (27 of 42 for 382 yards), and that was his second-best regular season yardage total ever, standing as his all-time high at Mile High Stadium. He had two games with over 350 passing yards (Elway threw for 371 vs. the Chargers on opening day). Elway scored four rushing touchdowns, marking the third time in his career to have four or more scores on the ground (six in 1991 and four in 1987). Elway completed 30 of 41 (73%) for 349 yards vs. Cleveland, including two touchdowns, an effort that resulted in his being named AFC Offensive Player of the Week for the 11th time in his storied career. He set a new Denver record with 36 completions vs. San Diego on opening day, the 20th all-time Denver record to be held by Elway. A sign of the Broncos' 1994 frustrations is

## MOST NFL CAREER POSTSEASON PASSING YARDS

PLAYER	TEAM(S)	GAMES	YARDS
1. Joe Montana	S.F./K.C.	23	5,772
2. Jim Kelly	Buffalo	17	3,863
3. Terry Bradshaw	Pittsburgh	19	3,833
4. Dan Marino*	Miami	13	3,600
5. John Elway*	Denver	15	3,547
6. Troy Aikman*	Dallas	13	3,372

## THE 3,000/40,000 CLUB

PLAYER	TEAM(S)	POSTSEASON YARDS	REG. SEASON YARDS
1. Joe Montana	S.F./K.C.	5,772	40,551
2. Dan Marino*	Miami	3,600	51,636
3. John Elway*	Denver	3,547	45,034

\* active player

## ELWAY LEADS BRONCOS' ALL-TIME POSTSEASON GAMES/STARTS

PLAYER (YEARS)	GAMES	STARTS
John Elway (1983-present)	15	14
Ken Langer (1981-92)	14	13
Karl Mecklenburg (1983-94)	14	13
Dennis Smith (1981-94)	13	13

seen in the fact that he became the first quarterback in NFL history to have three interceptions returned for touchdowns in the first three games of the season.

**1993:** Elway was named AFC Most Valuable Player (NFL Players Association), AFC Offensive Player of the Year (UPI, and the Kansas City 101 Club), and AFC Player of the Year (Football News) in 1993. Elway performed at an MVP-pace all year, earning all-AFC (UPI, Football News) and second-team all-NFL (AP, College and Pro Football Newsweekly, and Football Digest), and he was the starting quarterback in the 1994 Pro Bowl after a regular season that saw him lead the AFC in all six major quarterback stats categories. Elway's 1993 stats and rankings included a 92.8 rating (first in the AFC, third in the NFL), 551 attempts (first in the entire NFL), 348 completions (first in the entire NFL), a 63.2 completion percentage (first in the AFC and third in the NFL), 25 TD passes (first in the AFC and second in the NFL), 4,030 yards (first in the AFC). Elway's 1.8 interception avoidance percentage was fourth in the AFC, but stands as the best in Denver history for any quarterback with more than 75 single-season attempts. In 1993 he set new personal and Denver records for total yards offensively (4,183), completions (348), passing yards (4,030), TD passes (25), and completion percentage (that 63.2 mark tied the figure set by Norris Weese in 1978). Nineteen ninety-three was Elway's first 4,000-yard season and his eighth 3,000-yard season. He also rushed for 153 yards. Elway was named the AFC Offensive Player of the Week twice and was named by his teammates as Denver's offensive MVP. In the regular season finale at Los Angeles he had his second highest passing yardage figure of the year (361, his third 300-yard game of the campaign), throwing three TD passes. His 382 yards of total offense in that same Raiders' game marked the sixth best Bronco figure in team history. Elway completed over 60% of his passes in 11 of the 16 games. At San Diego in game 12 (Dec. 5) his streak of consecutive games with at least one TD pass ended at 12 (it had begun with a TD pass in the last game of the 1992 campaign, and it ended one game short of his personal best of 13 straight), and he twice had long single-game completion streaks (Elway completed 13 straight passes vs. Minnesota on Nov. 14 and hit on 10 straight at Seattle Nov. 28). That streak of 13 straight completions is Denver's second highest single-game total ever. Elway had 30 completions against the Vikings, one of two 30-completion games in 1993 for Elway. Elway at Green Bay (Oct. 10) set personal bests for attempts (59, a new team record), completions (33, the second highest ever by a Bronco), and set a new team record with 64 total plays from scrimmage, including 59 passes and five rushes. In addition, Elway's 394 yards of total offense at Green Bay were the fourth highest ever by a Bronco, and the second highest ever by Elway (he had 432 at Seattle 12/20/85). Elway utilized no fewer than six receivers in any game, with the high being nine on opening day vs. the Jets (Sept. 5). He threw TD passes to eight different receivers in 1993.

**1992:** Elway completed 174 of 316 passes for 2,242 yards, with 10 touchdowns and 17 interceptions. He gained 94 yards and scored twice on 34 rushing attempts. He missed games 11 through 14 because

## ALL-TIME NFL POSTSEASON PASS ATTEMPTS

PLAYER	TEAM(S)	ATTEMPTS
1. Joe Montana	San Francisco/Kansas City	734
2. Jim Kelly	Buffalo	545
3. Dan Marino*	Miami	518
4. John Elway*	Denver	469
5. Terry Bradshaw	Pittsburgh	456

\* active player



## ELWAY NAMED 1992 EDGE NFL MAN OF THE YEAR

John Elway was named the 1992 Edge NFL Man of the Year for his work with the Elway Foundation, a non-profit organization which has raised over \$1,000,000 that was directed toward the prevention and treatment of child abuse throughout Colorado.

Among the groups assisted by the Elway Foundation are Family Focus and the Kempe Children's Foundation. The Elway Foundation in 1991 alone raised over \$400,000.

Elway is also a member of the Mayor's Council on Physical Fitness and has served as chairman of the National Kidney Foundation for the Rocky Mountain region.

The NFL Man of the Year award, now sponsored by True Value, is truly unique in that it is the only league-sponsored award that recognizes a player's off-the-field community service work as well as his playing excellence. Perhaps the most prestigious of all NFL awards, it has been in existence since 1970.

of a bruised tendon in his right shoulder, suffered while running for a first down against the Giants (11/15). Elway earned two AFC Offensive Player of the Week honors last year, grabbing the first one for his performance on opening day. Against the Raiders (9/6) he drove Denver 85 yards in seven plays to score the winning points with 55 seconds left, a score set up by a 48-yard pass to Arthur Marshall. His second player-of-the-week honors came after he threw two touchdown passes in the final two minutes to give Denver a 20-19 victory over Kansas City (10/4). Elway passed for 311 yards in that game, his only 300-yard effort of the season. In week two against San Diego (9/13) Elway threw two TD passes and scored on an eight-yard run. Against the Jets (11/8) he threw an 80-yard touchdown pass to Arthur Marshall, his longest regular season TD pass ever. He turned in a sterling performance against Houston (10/18), directing a three-play, 80-yard drive for the winning score with less than two minutes remaining in the game.

**1991:** Elway completed 242 of 351 passes for 3,253 yards, a total ranked sixth in the AFC and ninth in the NFL. He threw 12 touchdown passes and tied a career low with just 12 interceptions. He had 36 pass completions of 20+ yards, nine of 40+, five of 50+, and four of 60+. Elway was third on the team with 258 yards rushing, and his six TDs led the team and set a new career single season high. He was bothered throughout the second half of the season by a shoulder problem that was corrected by arthroscopic surgery in the 1992 offseason. Against Cincinnati in the season opener (9/1), Elway threw for 262 yards and two touchdowns, scored two rushing TDs, and caught a 24-yard pass from Steve Sewell. Against Kansas City (10/20) he combined with

## A MODEL OF CONSISTENCY

John Elway threw at least one touchdown pass in 14 of Denver's 16 games in 1995 and in 13 of the 15 regular season games in which he played in 1996. He has thrown at least one touchdown in 144 of his 205 regular season games (70.2%) and in 12 of his 15 playoff games (80%). He has thrown a TD pass in 156 of 220 career regular season and postseason games (71%). Elway has thrown at least one TD in 38 of his last 45 regular season games (84%).

## ELWAY'S GAMES WITH AT LEAST ONE TOUCHDOWN PASS, YEAR-BY-YEAR

YEAR	REGULAR SEASON	PLAYOFFS	OVERALL
1983	4 of 11	4 of 12	4 of 12
1984	9 of 15	1 of 1	10 of 16
1985	11 of 16	0 of 0	11 of 16
1986	12 of 16	3 of 3	15 of 19
1987	10 of 12	3 of 3	13 of 15
1988	11 of 15	0 of 0	11 of 15
1989	11 of 15	2 of 3	13 of 18
1990	9 of 16	0 of 0	9 of 16
1991	10 of 16	1 of 2	11 of 18
1992	7 of 12	0 of 0	7 of 12
1993	13 of 16	1 of 1	14 of 17
1994	10 of 14	0 of 0	10 of 14
1995	14 of 16	0 of 0	14 of 16
1996	13 of 15	1 of 1	14 of 16
<b>TOTAL</b>	<b>144 of 205</b>	<b>12 of 15</b>	<b>156 of 220</b>

In Elway's career the Broncos have posted a 30-30-1 mark in the 61 regular season games in which he has not thrown a touchdown pass, and have lost all three postseason games when he has not thrown for a score. Elway has also had 75 multiple-touchdown regular season games, in which Denver has posted a 56-19 record (75%). Elway has also produced six postseason multiple-touchdown games, in which the Broncos have posted a 3-3 record.

## TOUCHDOWN PASSES IN CONSECUTIVE POSTSEASON GAMES

PLAYER	TEAM	SEASONS	CONSECUTIVE GAMES WITH TD PASS
1. Dan Marino#	Miami	1983-95	13*
2. Joe Montana	San Francisco	1988-90	10
3. Ken Stabler	Oakland	1973-77	10
4. John Elway#	Denver	1984-89	9
# active player			* active streak

Mark Jackson for a 71-yard gain on a fourth-and-13 play to set up the winning field goal. Elway had his only 300-yard passing performance of the year in Denver's loss at Houston (10/6), with 301 yards. His heroics were never more evident than in the Broncos' 26-24 Divisional Playoff Game victory over Houston (1/4). He rallied Denver from a 21-6 deficit, and on a drive in which he completed a fourth-down pass to Michael Young for a first down, he drove his team to a touchdown to cut the Oilers' lead to one point at 24-23. Houston's next drive stalled but a punt gave the Broncos the ball on the two. Twice Elway converted fourth down plays, first on a seven-yard run and later with a 44-yard pass to Vance Johnson, to set up Denver's winning field goal. For the game Elway completed 19 of 33 passes for 257 yards, with one TD and one interception, and rushed six times for 39 yards. In the AFC Championship Game loss at Buffalo (1/12) he completed 11 of 21 passes for 121 yards and an interception before having to leave the game in the fourth quarter with a thigh injury.

**1990:** Elway completed 294 of 502 passes in 1990, (a .586 completion percentage that stands as the highest of his career), for 3,526 yards, 15 touchdowns, and 14 interceptions. He gained 258 yards on 50 rushing attempts and scored three touchdowns on the ground. Elway turned in several gutsy performances last season, and played some of his best games in the midst of Denver's six game losing streak, including a 328-yard, two-TD performance at Kansas City (12/9). That performance was his 17th career 300-yard game and the 27th time in which he totaled over 300 yards of total offense. Denver is 18-8-1 in those games. Elway had three of his top six career completion percentages in 1990, with a high of .800 at Minnesota (11/4), and also tied his personal single game completion mark with 30 vs. Seattle (9/23). Elway and wide receiver Vance Johnson combined on Denver's most memorable play of the season when on fourth and 10 against Kansas City (9/17) they connected on a 49-yard pass that set up a last second game-winning field goal attempt. He also set a new regular season rushing high with a mark of 52 yards against the Raiders (12/2).

**1989:** Elway in 1989 led Denver to its third AFC Championship in four years. He completed 223 of 416 passes for 3,051 yards, with 18 touchdowns and 18 interceptions, and he rushed for 244 yards on 48 carries, scoring three times. Elway had one 300-yard passing game in the regular season, passing for 344 yards and two TDs in the Broncos' overtime win at Seattle (10/22). He led Denver to a 38-0 halftime lead

## MOST TIMES SACKED, ALL-TIME AND ACTIVE NFL QUARTERBACKS

## ALL-TIME QUARTERBACKS (since 1963)

PLAYER	SEASONS	TIMES SACKED
Dave Krieg	17	482
Fran Tarkenton	18	483
Phil Simms	14	477
John Elway	14	462
Randall Cunningham	11	422

## ACTIVE QUARTERBACKS

PLAYER	SEASONS	TIMES SACKED	YDS. LOST	MILES LOST
Dave Krieg	17	492	3,782	2.15
John Elway	14	462	3,442	1.96
Randall Cunningham	11	422	3,133	1.78
Warren Moon	13	401	3,037	1.73
Jim Kelly	11	323	2,140	1.38
Boomer Esiason	13	307	2,404	1.37
Vinny Testaverde	10	274	2,081	1.18
Bernie Kosar	12	273	1,660	0.94
Steve Young	12	265	1,530	0.87
Jim Everett	11	250	1,834	1.04

# THE BRONCOS' RECORD WHEN ELWAY HAS ...

(Regular Season, Games Started Only)

Thrown 0 Touchdowns:.....	30-29-1	Rushed for a Touchdown:.....	20-10
Thrown 1 Touchdown:.....	40-28	Rushed for 50 or more Yards:.....	2-2
Thrown 2 Touchdowns:.....	34-16	Not Been Intercepted:.....	62-19
Thrown 3 Touchdowns:.....	16-3	Been Intercepted:.....	64-56-1
Thrown 4 Touchdowns:.....	5-0	Played on Grass:.....	104-46-1
Thrown 5 Touchdowns:.....	1-0	Played on Turf:.....	22-29
Thrown at least 1 TD:.....	96-47	Played in Domes:.....	10-12
Not Been Sacked:.....	27-8	Played on Monday Night:.....	8-9
Been Sacked:.....	99-67-1	Played on Sunday Night:.....	9-8
Thrown for 300 Yards:.....	22-11	Played in Prime Time:.....	19-17
Thrown for under 200 Yards:.....	45-40	Played on Non-Sundays:.....	18-10

against the Seahawks (11/26) after passing for 217 yards and four TDs. In the divisional playoff game vs. Pittsburgh (1/7/90) Elway completed 12 of 20 passes for 239 yards, including completions of 51 and 37 yards, and rushed for 44 yards, with one run of 32 yards. He had one of the best performances of his career in the AFC Championship Game against Cleveland (1/14), totaling over 300 yards total offense for the third time in a conference title game. He completed 20 of 36 passes for 385 yards and three TDs. Elway combined with Michael Young on a 70-yard scoring play, completed a 43-yard pass to Steve Sewell, threw a 39-yard TD pass to Sammy Winder, and gained 25 of his 39 rushing yards on one play. In Super Bowl XXIV (1/28) he completed 10 of 26 passes for 108 yards and scored Denver's only TD of the game on a three yard run.

**1988:** In 1988 Elway threw for 3,309 yards and rushed for 234 yards despite being bothered for most of the season by several nagging injuries. He was voted by teammates as Denver's most valuable offensive player for the fourth straight year, sharing the award with running back Sammy Winder, following a campaign in which he completed 274 of 496 passes, with 17 touchdowns and 19 interceptions. He had his only 300-yard passing game of the season against the Raiders (12/4) with 324 yards and two touchdowns.

**1987:** Elway was named the NFL's Most Valuable Player (AP) and the AFC's starting quarterback in the Pro Bowl after turning in a tremendous season in 1987, a year in which he became the first AFC signal-caller since Terry Bradshaw (1978-79) to lead his team to consecutive conference crowns. Elway was named All-NFL (The Sporting News, NEA, AP-second team) and All-AFC (UPI, Pro Football Weekly, The Football News), in addition to being tabbed as the AFC MVP

## JOHN ELWAY BY STADIUM

In his 14-year career, John Elway has thrown at least one touchdown pass in 23 different stadiums, including 158 at Mile High Stadium. There are 10 current NFL venues in which he has not thrown a touchdown pass, including Memorial Stadium, RFK Stadium, Soldier Field, and the Superdome. He has never played at the other six sites: Ericsson Stadium, Georgia Dome, Houlihan's Stadium, Municipal Stadium, Pro Player Park and the Trans World Dome. Elway will play his first game ever at the Georgia Dome this season, on Sept. 28, against former Broncos head coach Dan Reeves and the Atlanta Falcons. Additionally, Elway has also thrown 19 postseason TD passes in five different stadiums: 13 at Mile High Stadium, three at the L.A. Coliseum, one at Cleveland Stadium, one at Jack Murphy Stadium (Super Bowl XXII) and one at the Rose Bowl (Super Bowl XXI).

## ELWAY'S TOUCHDOWN PASSES BY STADIUM

(Regular Season Only)

Mile High .....	158	Giants .....	3
Kingdome .....	11	Fulton-County .....	3
Jack Murphy .....	9	RCA Dome .....	3
L.A. Coliseum .....	9	Anaheim .....	3
Cleveland .....	8	Foxboro .....	3
Arrowhead .....	7	Sun Devil .....	2
Rich .....	6	Texas .....	2
Astrodome .....	4	Veterans .....	2
Three Rivers .....	4	Cinergy Field .....	2
Oakland-Alameda .....	4	Candlestick/3COM .....	1
Metrodome .....	4	Lambeau .....	1
		Silverdome .....	1

(Bold indicates stadium in which Denver will play in 1997)

# BRONCOS CAREER TOTAL OFFENSE AND PASSING YARDAGE LEADERS

## TOTAL OFFENSE

NO.	PLAYER	YEARS	YARDS
1.	John Elway	1983-96	48,129
2.	Craig Morton	1977-82	12,137
3.	Frank Tripucka	1960-63	7,651

## PASSING

NO.	PLAYER	YEARS	ATT.	COMP.	YARDS
1.	John Elway	1983-96	6,392	3,633	45,034
2.	Craig Morton	1977-82	1,594	907	11,895
3.	Frank Tripucka	1960-63	1,277	662	7,676

(NFLPA), AFC Player of the Year (The Football News), AFC Offensive Player of the Year (UPI, Kansas City 101 Club), and Colorado Pro Athlete of the Year (Colorado Sports Hall of Fame). He was dynamic in the AFC Championship Game against the Browns, completing 14 of the 26 passes for 281 yards and three TDs, while also rushing 11 times for 36 yards. In Super Bowl XXII he completed 14 of 38 passes for 257 yards, ran for 32 yards on three carries, and became the first quarterback in Super Bowl history to catch a pass, a 23-yarder from Steve Sewell. Elway's 56-yard scoring strike to Ricky Nattiel on Denver's first play from scrimmage provided the earliest TD in Super Bowl history (elapsed time of 1:57). He was voted the Broncos' offensive MVP for a regular season performance in which he completed 224 of 410 passes for 3,198 yards, an average of 267 yards per game, with 19 TD passes. Elway had four 300 yard passing games that year, a team record. He led all AFC quarterbacks in rushing for the fourth straight season was second on the team with a career-high 304 yards, scoring four times.

**1986:** Elway led the Broncos to their first AFC Championship in nine seasons in 1986, while earning his first Pro Bowl berth. He was honored with the Seattle Gold Helmet Award (Professional Football Player of the Year) and received the King of the Hill award from the Colorado Sports Hall of Fame, in addition to being named honorable mention All-NFL (AP) and All-AFC (UPI-second team). Along with his 18 TD passes that year, Elway also scored on an 11-yard run and a 23-yard pass reception from Steve Sewell that is the longest TD catch by a full-time starting QB in NFL history. His best statistical game of the season came against the Giants (11/23) when he passed for 336 yards and led the team with 51 yards rushing. Elway directed one of the greatest drives in NFL postseason history in pacing Denver to a 23-20 overtime win over Cleveland for the AFC title. He completed 22 of 38 passes for 244 yards and a TD, that coming on a five-yard strike to Mark Jackson that capped a 15-play, 98-yard drive that tied the game at the end of regulation. In overtime Elway drove the team 60 yards in nine plays to the winning field goal. In Super Bowl XXI Elway completed 22 of 37 passes for 304 yards and one TD, also scoring on a four-yard run.

**1985:** Elway took some spectacular steps forward in 1985, as the Stanford graduate rewrote the Denver record book Elway set Bronco single season records for attempts (605, which led the NFL and fell just four passes short of the NFL record of 609 held by Dan Fouts), completions (327, second in the NFL), passing yards (3,891, second in the NFL), total rushing

## JOHN ELWAY'S LONGEVITY

### MOST CAREER GAMES PLAYED BY A BRONCO

Pos.	PLAYER	YEARS	GAMES
QB	John Elway	1983-Present	205
LB	Tom Jackson	1973-86	191
G	Paul Howard	1973-75, 77-86	187
S	Dennis Smith	1981-94	184
DE	Barney Chavous	1973-85	182

### MOST CAREER GAMES WITH ONE TEAM (ACTIVE PLAYERS)

Pos.	PLAYER	TEAM	GAMES
DT	Joe Nash	Seattle	218
OT	Bruce Matthews	Houston	216
QB	John Elway	Denver	205
LB	Kyle Clifton	NY Jets	204
CB	Darrell Green	Washington	202
DB	Bill Bates	Dallas	201
QB	Dan Marino	Miami	199



and passing plays (656, first in the NFL), and total offense (4,414, also first in the league).

**1984:** Elway led the Broncos to a 12-2 record in his 14 regular season starts in 1984. He completed 214 of 380 passes for 2,598 yards, with 18 TDs and 15 interceptions. Not only was his passing a factor in his leadership of the offense, but he finished third on the team in rushing with 237 yards.

**1983:** Elway started 10 games in 1983, including the first five before being replaced by Steve DeBerg and five more after DeBerg was injured. While Elway did not have impressive stats as a rookie, finishing 17th among AFC passers, he carried a tremendous emotional burden, having come to the NFL as the most publicized college prospect since Joe Namath in 1965. Elway was the first player chosen in the 1983 draft and joined the Broncos by trade with Baltimore on May 2.

**COLLEGE:** John concluded his college career with five major NCAA Division I-A records and nine major Pac-10 marks. Elway completed 62.1 percent of his career passes (774 of 1,243, both NCAA highs) for 9,349 yards and 77 touchdowns, while setting an NCAA record for the lowest percentage of passes intercepted in a career (3.13 percent). As a senior, John was a consensus All-American and finished second in Heisman Trophy balloting while setting virtually every Pac-10 and Stanford career record for total offense and passing. A two-sport star, John played baseball for the New York Yankees' Oneonta (N.Y.) single-A farm club in 1982, hitting for a .318 average and knocking in a team-high 24 runs batted in. He was the Yankees' first selection in the 1981 summer draft. He hit .349 with nine homers and 50 RBI in 49 games in his final college baseball season as a sophomore. Elway has a degree in economics from Stanford.

**PERSONAL:** John and his wife Janet have four children, including three daughters, Jessica Gwen (10/17/85), Jordan Marie (6/1/87), Juliana (3/7/91), and a son, Jack (8/11/89). The family makes its home in Englewood, Colo. In addition to his considerable time spent on The Elway Foundation, John owns and operates seven automobile franchises in the Denver area. A native of Port Angeles, Wash., Elway was the most highly recruited prep athlete in the nation in 1979 and was listed on Parade, Scholastic Coach, Football News, and National Coaches Association All-America teams. He had an unparalleled football-baseball career at Granada Hills HS. John was 129 of 200 for 1,837 yards and 19 TDs as a senior, while leading the baseball team to the Los Angeles City championship with a .491 batting average and a 4-2 pitching record. He completed 60 percent of his high school passes for 5,711 yards and 49 TDs. The Kansas City Royals selected him in the 1979 summer draft, although he already had signed a national letter of intent with Stanford. John's father, Jack, coached his son in the East-West Shrine contest in which John earned Offensive MVP laurels, and is currently the Broncos' Director of Pro Scouting.

### ELWAY'S PROFESSIONAL RECORD

Year	Club	PASSING									
		G	S	Att.	Comp.	Pct.	Yds.	TD	Int.	LG	Sack Yds.
1983	Denver	11	10	259	123	47.5	1,663	7	14	49	28 218
1984	Denver	15	14	380	214	56.3	2,598	18	15	73	24 158
1985	Denver	16	16	605	327	54.0	3,891	22	23	65	38 307
1986	Denver	16	16	504	280	55.6	3,485	19	13	53	32 233
1987	Denver	12	12	410	224	54.6	3,198	19	12	71	20 138
1988	Denver	15	15	496	274	55.2	3,309	17	19	86	30 237
1989	Denver	15	15	416	223	53.6	3,051	18	18	69	35 298
1990	Denver	16	16	502	294	58.6	3,526	15	14	66	42 306
1991	Denver	16	16	451	242	53.7	3,253	13	12	71	45 305
1992	Denver	12	12	316	174	55.1	2,242	10	17	80	36 272
1993	Denver	16	16	551	348	63.2	4,030	25	10	83	39 293
1994	Denver	14	14	494	307	62.1	3,490	16	10	63	46 303
1995	Denver	16	16	542	316	58.3	3,970	26	14	62	22 180
1996	Denver	15	15	466	287	61.6	3,328	26	14	51	26 194
<b>CAREER TOTAL</b>		<b>205</b>	<b>203</b>	<b>6,392</b>	<b>3,633</b>	<b>56.8</b>	<b>45,034</b>	<b>251</b>	<b>205</b>	<b>86</b>	<b>462 3,442</b>

Year	Club	Att.	Yds.	RUSHING		
				Avg.	LG	TD
1983	Denver	28	146	5.2	23	1
1984	Denver	56	237	4.2	21	1
1985	Denver	51	253	5.1	22	0
1986	Denver	52	257	4.9	24	1
1987	Denver	66	304	4.6	29	4
1988	Denver	54	234	4.3	26	1
1989	Denver	48	244	5.1	31	3
1990	Denver	50	258	5.2	21	3
1991	Denver	55	255	4.6	17	6
1992	Denver	34	94	2.8	9	2
1993	Denver	44	153	3.5	18	0
1994	Denver	58	235	4.1	22	4
1995	Denver	41	176	4.3	25	1
1996	Denver	50	249	5.0	22	4
<b>CAREER TOTAL</b>		<b>687</b>	<b>3,095</b>	<b>4.5</b>	<b>31</b>	<b>31</b>

### ELWAY'S POSTSEASON RECORD

Year	Club	PASSING									
		G	S	Att.	Comp.	Pct.	Yds.	TD	Int.	LG	Sack Yds.
1983	Denver	1	0	15	10	66.7	123	0	1	31	0 0
1984	Denver	1	1	37	19	51.3	184	2	2	21	4 37
1986	Denver	3	3	107	57	53.3	805	3	4	54	6 49
1987	Denver	3	3	89	42	47.2	797	6	5	80	8 79
1989	Denver	3	3	82	42	51.2	732	4	3	70	6 51
1991	Denver	2	2	54	30	55.6	378	1	2	44	3 24
1993	Denver	1	1	47	29	61.7	302	3	1	25	1 5
1996	Denver	1	1	38	25	65.8	226	2	0	18	1 1
<b>CAREER TOTAL</b>		<b>15</b>	<b>14</b>	<b>469</b>	<b>254</b>	<b>52.4</b>	<b>3,547</b>	<b>21</b>	<b>18</b>	<b>80</b>	<b>29 246</b>

Year	Club	Att.	Yds.	RUSHING		
				Avg.	LG	TD
1983	Denver	3	16	5.3	11	0
1984	Denver	4	16	4.0	13	0
1986	Denver	15	101	6.7	34	2
1987	Denver	18	76	4.2	21	1
1989	Denver	16	91	5.7	32	1
1991	Denver	10	49	4.9	15	0
1993	Denver	5	23	4.6	6	0
1996	Denver	5	30	6.0	19	0
<b>CAREER TOTAL</b>		<b>76</b>	<b>402</b>	<b>5.3</b>	<b>34</b>	<b>4</b>

**ADDITIONAL STATISTICS:** Fumbled six times and recovered three fumbles for minus one yard in 1983; fumbled 14 times and recovered seven fumbles, 1984; fumbled seven times and recovered three fumbles, 1985; fumbled seven times and recovered one fumble for minus four yards, caught one pass for 23 yards and a touchdown, 1986; fumbled twice, punted once for 31 yards, 1987; fumbled seven times, recovered five fumbles, punted three times for 117 yards, 1988; fumbled nine times, recovered two fumbles, and punted once for 34 yards; fumbled eight times, recovered one fumble, punted once for 37 yards, 1990; fumbled 11 times, recovered two fumbles, and caught a 24-yard pass, 1991; fumbled 12 times, recovered one fumble, 1992; fumbled 13 times, recovered nine fumbles for minus three yards, 1993; fumbled 11 times, recovered two for minus five yards, 1994; fumbled nine times, recovered one fumble, 1995; fumbled six times, recovered two fumbles, 1996.

### ELWAY'S SINGLE-GAME HIGHS

(Postseason in parenthesis)

**Most pass attempts** — 59 at Green Bay, 10/10/93 (47 at LA Raiders, 1/9/94). **Most pass completions** — 36 vs. San Diego, 9/4/94 (29 at LA Raiders, 1/9/94). **Most yards passing** — 432 at Seattle, 12/20/85 (385 vs. Cleveland, 1/14/90). **Highest comp. pct.** — 916 (11 of 12) at LA Raiders, 11/2/86 (.667 at Seattle, 12/24/83). **Most touchdown passes** — 5 vs. Minnesota, 11/18/84 (3 at Los Angeles Raiders, 1/9/94, and vs. Cleveland, 1/14/90, and vs. Cleveland, 1/17/88). **Most interceptions** — 5 vs. Kansas City, 12/14/85 (3 vs. Washington, 1/31/88). **Longest pass completion** — 86 to V. Johnson vs. L.A. Raiders, 9/26/88 (80 to M. Jackson vs. Cleveland, 1/17/88). **Most rushing attempts** — 11 vs. Kansas City, 12/18/87 (11 vs. Cleveland, 1/17/88). **Most rushing yards** — 70 at Oakland, 11/4/86 (56 at Cleveland, 1/11/86). **Most rushing TDs** — 2 vs. Detroit, 11/1/87 and vs. Cincinnati, 9/1/91 (1 — four times). **Longest run** — 31 at Buffalo, 9/18/89 (34 at Cleveland, 1/11/87). **Most total rushing and passing yards** — 432 (0 rush, 432 pass) at Seattle, 12/20/85; (424 (39 rush, 385 pass) vs. Cleveland, 1/14/90).

### JOHN ELWAY'S REGULAR SEASON TOP FIVE

#### COMPLETIONS

36 - vs. San Diego, 9/4/94 (46 att., 371 yds., 3TD, 2INT)  
33 - at Green Bay, 10/10/93 (59 att., 367 yds., TD, INT)  
30 - Five times, most recently vs. Washington, 9/17/95 (47 att., 327 yds., 2TD)

#### ATTEMPTS

59 - at Green Bay, 10/10/93 (33 comp., 367 yds., TD, INT)  
50 - vs. San Diego, 11/17/85 (28 comp., 261 yds., TD, 2INT)  
49 - at Raiders, 12/4/88 (29 comp., 324 yds., 2TD, 3INT)  
47 - vs. Washington, 9/17/95 (30 comp., 327 yds., 2TD)  
46 - vs. San Diego, 9/4/94 (36 comp., 371 yds., 2INT)  
46 - vs. Oakland, 10/16/95 (23 comp., 324 yds., 2TD)

# JOHN ELWAY'S REGULAR SEASON TOP FIVE, CONT.

## PASSING YARDS

432 - at Seattle, 12/20/85 (24 of 42, TD)  
382 - vs. Atlanta, 10/23/94 (27 of 42, 2TD, INT)  
371 - vs. San Diego, 9/4/94 (36 of 46, 3TD, 2INT)  
367 - at Green Bay, 10/10/93 (33 of 59, TD, INT)  
361 - at Raiders, 1/2/94 (25 of 36, 3TD)

## TOUCHDOWNS

5 - vs. Minnesota, 11/18/84 (16 of 19, 218 yds.)  
4 - vs. San Diego, 10/6/96 (32 of 41, 323 yds., INT)  
4 - vs. Jacksonville, 12/3/95 (22 of 34, 286 yds., INT)  
4 - vs. Seattle, 11/26/89 (10 of 19, 217 yds.)  
4 - vs. Seattle, 9/13/87 (22 of 32, 338 yds., INT)  
4 - vs. New Orleans, 9/15/85 (28 of 43, 353 yds., INT)

## RUSHING YARDS

70 - at Oakland, 11/4/96 (9 att.)  
62 - vs. Kansas City, 10/27/96 (8 att.)  
52 - vs. Raiders, 12/2/90 (7 att.)  
51 - at NY Giants, 11/23/86 (8 att.)  
49 - at Indianapolis, 10/23/85 (6 att.)

## RUSHING ATTEMPTS

11 - vs. Kansas City, 12/18/87 (20 yds.)  
9 - at Oakland, 11/4/96 (70 yds.)  
9 - vs. Seattle, 11/13/94 (36 yds., TD)  
9 - at Seattle, 12/15/84 (43 yds., TD)  
8 - 5 times, most recently vs. Kansas City, 10/27/96 (62 yds.)

## MOST TOTAL OFFENSE

432 - at Seattle, 12/20/85 (432 pass, 0 rush)  
399 - vs. Atlanta, 11/20/94 (382 pass, 17 rush)  
394 - at Green Bay, 10/10/93 (367 pass, 27 rush)  
387 - at San Diego, 11/29/87 (347 pass, 40 rush)  
387 - at NY Giants, 11/23/86 (336 pass, 51 rush)

# JOHN ELWAY'S POSTSEASON TOP THREE

## COMPLETIONS

29 - at Raiders, AFC Wild Card, 1/9/94 (47 att., 302 yds., 3TD, INT)  
25 - vs. Jacksonville, AFC Divisional Playoff, 1/4/97 (38 att., 226 yds., 2TD)  
22 - vs. Cleveland, AFC Championship, 1/11/87 (38 att., 244 yds., TD, INT)  
22 - vs. NY Giants, Super Bowl XXI, 1/25/87 (37 att., 304 yds., TD, INT)

## ATTEMPTS

47 - at Raiders, AFC Wild Card, 1/9/94 (29 comp., 302 yds., 3TD, INT)  
38 - vs. Jacksonville, AFC Divisional Playoff, 1/4/97 (25 comp., 226 yds., 2TD)  
38 - vs. Washington, Super Bowl XXIII, 1/31/88 (14 comp., 257 yds., TD, 3INT)  
38 - vs. Cleveland, AFC Championship, 1/11/87 (22 comp., 244 yds., TD, INT)

## PASSING YARDS

385 - vs. Cleveland, AFC Championship, 1/14/90 (20 of 36, 3TD)  
304 - vs. NY Giants, Super Bowl XXI, 1/25/87 (22 of 37, TD, INT)  
302 - at Raiders, AFC Wild Card, 1/9/94 (29 of 47, 3TD, INT)

## TOUCHDOWNS

3 - at Raiders, AFC Wild Card, 1/9/94 (29 of 47, 302 yds., INT)  
3 - vs. Cleveland, AFC Championship, 1/14/90 (20 of 36, 385 yds.)  
3 - vs. Cleveland, AFC Championship, 1/17/88 (14 of 26, 281 yds., INT)

## RUSHING YARDS

56 - vs. Cleveland, AFC Championship, 1/11/87 (4 att.)  
44 - vs. Pittsburgh, AFC Divisional Playoff, 1/7/90 (7 att.)  
39 - vs. Houston, AFC Divisional Playoff, 1/4/92 (6 att.)

## RUSHING ATTEMPTS

7 - vs. Pittsburgh, AFC Divisional Playoff, 1/7/90 (44 yds.)  
6 - vs. Houston, AFC Divisional Playoff, 1/4/92 (39 yds.)  
6 - vs. NY Giants, Super Bowl XXI, 1/25/87 (27 yds., TD)

## MOST YARDS TOTAL OFFENSE

424 - vs. Cleveland, AFC Championship, 1/14/90 (385 pass, 39 rush)  
331 - vs. NY Giants, Super Bowl XXI, 1/25/87 (304 pass, 27 rush)  
325 - at Raiders, AFC Wild Card, 1/9/94 (302 pass, 23 rush)

\* - Statistics include two non-starts.

# JOHN ELWAY CAREER GAME-BY-GAME

(Denver victories asterisked)

OPPONENT	PASSING							RUSHING						
	Att	Comp	Yds	Pct	TD	INT	S/Yds	Att	Yds	Avg	LG	TD		
<b>1983</b>														
at Pittsburgh*	(S)	8	1	14	.125	0	1	4/26	0	0	0.0	0	0	\$
at Baltimore*	(S)	21	9	106	.429	0	0	3/19	1	2	2.0	2	0	†
vs Philadelphia	(S)	33	18	193	.545	1	2	3/17	4	29	7.3	19	0	
vs LA Raiders	(S)	11	6	71	.545	0	1	2/20	0	0	0.0	0	0	Δ
at Chicago	(S)	10	4	36	.400	0	1	3/25	3	10	3.0	5	0	
at Houston*														
vs Cincinnati*														
vs San Diego*														
vs Kansas City*														
at Seattle		15	8	134	.553	1	0	2/17	4	20	5.0	12	0	
at LA Raiders	(S)	31	11	190	.355	0	1	2/21	3	32	10.7	23	1	
vs Seattle*														
at San Diego	(S)	28	14	147	.500	0	3	4/35	1	1	1.0	1	0	
vs Cleveland*	(S)	24	16	284	.667	2	1	0/0	6	18	3.0	12	0	
vs Baltimore*	(S)	44	23	345	.523	3	0	5/38	3	23	7.7	14	0	
at Kansas City	(S)	34	13	143	.382	0	4	0/0	3	11	3.7	11	0	
<b>Regular Season Total</b>	<b>259</b>	<b>123</b>	<b>1,663</b>	<b>.475</b>	<b>7</b>	<b>14</b>	<b>28/218</b>	<b>28</b>	<b>146</b>	<b>5.2</b>	<b>23</b>	<b>1</b>		
<b>Playoffs</b>														
at Seattle		15	10	123	.667	0	1	0/0	3	16	5.3	11	0	Ω
<b>Playoff Total</b>	<b>15</b>	<b>10</b>	<b>123</b>	<b>.667</b>	<b>0</b>	<b>1</b>	<b>0/0</b>	<b>3</b>	<b>16</b>	<b>5.3</b>	<b>11</b>	<b>0</b>		

\$ injured elbow; † injured elbow/shoulder; Δ concussion; | DeBerg injured; Ω AFC Wild Card Playoff

## 1984

vs. Cincinnati*	(S)	13	8	127	.615	1	1	1/4	3	13	4.3	10	0	\$
at Chicago		3	2	11	.667	0	0	0/0	1	0	0.0	0	0	†
at Cleveland*	(S)	35	15	170	.429	2	1	1/6	6	42	7.0	12	0	
vs Kansas City*	(S)	29	17	172	.586	0	2	4/15	0	0	0.0	0	0	
vs LA Raiders*	(S)	26	14	139	.538	0	1	2/18	5	13	2.6	8	0	
at Detroit*	(S)	22	16	210	.727	1	1	3/31	4	8	2.0	9	0	
vs Green Bay*	(S)	20	11	101	.550	0	1	0/0	1	0	0.0	0	0	
at Buffalo*	(S)	23	12	148	.552	2	0	1/1	1	0	0.0	0	0	
at LA Raiders*														
vs New England*	(S)	40	26	315	.650	3	1	3/24	4	3	0.8	4	0	
at San Diego*	(S)	35	19	188	.543	0	0	3/11	6	25	4.2	13	0	
vs Minnesota*	(S)	19	16	218	.842	5	0	0/0	1	0	0.0	0	0	
vs Seattle	(S)	27	15	275	.556	2	1	2/17	5	43	8.6	16	0	
at Kansas City	(S)	36	16	183	.444	1	1	3/19	3	24	8.0	21	0	
vs. San Diego*	(S)	31	18	193	.581	0	1	1/12	7	23	3.2	11	0	
at Seattle*	(S)	21	9	148	.429	1	4	0/0	9	43	4.8	17	1	
<b>Regular Season Total</b>	<b>380</b>	<b>214</b>	<b>2,598</b>	<b>.563</b>	<b>18</b>	<b>15</b>	<b>24/158</b>	<b>56</b>	<b>237</b>	<b>4.2</b>	<b>21</b>	<b>1</b>		
<b>Playoffs</b>														
vs Pittsburgh	(S)	37	19	184	.513	2	2	4/37	4	16	4.0	13	0	Δ
<b>Playoff Total</b>	<b>37</b>	<b>19</b>	<b>184</b>	<b>.513</b>	<b>2</b>	<b>2</b>	<b>4/37</b>	<b>4</b>	<b>16</b>	<b>4.0</b>	<b>13</b>	<b>0</b>		

\$ injured shoulder; † limited play; Δ AFC Divisional Playoff

## 1985

at LA Rams	(S)	38	18	229	.474	2	1	2/15	1	7	7.0	7	0	
vs New Orleans*	(S)	43	28	353	.651	4	1	3/26	3	2	0.7	4	0	
at Atlanta*	(S)	38	19	291	.500	3	2	2/11	6	32	5.3	17	0	
vs Miami	(S)	37	18	250	.486	0	1	3/24	4	32	8.0	16	0	
vs Houston*	(S)	35	17	256	.486	3	3	2/15	5	24	4.8	6	0	
at Indianapolis*	(S)	36	17	239	.472	0	1	2/16	6	49	8.2	22	0	
vs Seattle*	(S)	43	22	166	.512	0	0	3/18	3	-3	-1.0	2	0	
at Kansas City*	(S)	20	13	116	.650	0	0	2/5	2	16	8.0	12	0	
at San Diego	(S)	35	20	222	.571	0	2	4/45	3	27	9.0	11	0	
vs San Francisco*	(S)	42	20	215	.476	2	1	0/0	3	16	5.3	12	0	
vs San Diego*	(S)	50	28	261	.560	1	2	3/21	2	8	4.0	5	0	
at LA Raiders	(S)	32	19	164	.594	3	0	4/26	2	25	12.5	15	0	
at Pittsburgh*	(S)	41	24	238	.585	1	1	0/0	2	3	1.5	3	0	
vs LA Raiders	(S)	36	18	158	.500	1	3	3/38	3	11	3.7	5	0	
vs Kansas City*	(S)	37	22	301	.595	1	5	0/0	6	4	0.7	3	0	
at Seattle*	(S)	42	24	432	.571	1	0	5/47	0	0	0.0	0	0	
<b>Regular Season Total</b>	<b>605</b>	<b>327</b>	<b>3,891</b>	<b>.540</b>	<b>22</b>	<b>23</b>	<b>38/307</b>	<b>51</b>	<b>253</b>	<b>5.1</b>	<b>22</b>	<b>0</b>		

## 1986

vs LA Raiders*	(S)	35	21	239	.600	2	0	2/18	0	0	0.0	0	0	
at Pittsburgh*	(S)	38	21	243	.553	3	0	1/6	2	-5	-2.5	-2	0	
at Philadelphia*	(S)	12	7	96	.583	1	0	3/25	1	11	11.0	11	0	
vs New England*	(S)	34	18	188	.529	1	1	1/5	1	3	3.0	3	0	
vs Dallas*	(S)	24	12	200	.500	3	0	1/2	3	22	7.3	13	0	
at San Diego*	(S)	34	20	242	.588	1	1	0/0	2	18	9.0	11	0	
at NY Jets	(S)	28	13	145	.464	0	1	5/27	3	22	7.3	19	0	
vs Seattle*	(S)	32	18	321	.563	1	1	0/0	7	-6	-0.9	7	0	
at LA Raiders*	(S)	12	11	141	.916	1	0	2/9	1	0	0.0	0	0	
vs San Diego	(S)	31	13	196	.419	0	3	2/12	2	22	11.0	12	0	
vs Kansas City*	(S)	29	15	196	.517	0	0	3/34	2	9	4.5	9	0	
at NY Giants	(S)	47	29	336	.617	0	2	2/11	8	51	6.4	13	0	
vs Cincinnati*	(S)	34	22	228	.647	3	0	1/9	7	41	5.9	17	0	
at Kansas City	(S)	42	23	246	.548	1	4	5/43	4	37	9.3	24	0	
vs Washington*	(S)	35	20	282	.571	1	0	3/23	6	15	2.5	11	1	
at Seattle	(S)	37	17	186	.461	1	0	1/7	3	17	5.7	9	0	
<b>Regular Season Total</b>	<b>504</b>	<b>280</b>	<b>3,485</b>	<b>.556</b>	<b>19</b>	<b>13</b>	<b>32/233</b>	<b>52</b>	<b>257</b>	<b>4.9</b>	<b>24</b>	<b>1</b>		



**Playoffs**

vs New England*	(S)	32	13	257	.406	1	2	1/4	5	18	3.6	22	1	†
at Cleveland*	(S)	38	22	244	.579	1	1	2/19	4	56	14.0	34	0	Δ
vs NY Giants	(S)	37	22	304	.595	1	1	3/26	6	27	4.5	10	1	Ω
<b>Playoff Total</b>		<b>107</b>	<b>57</b>	<b>805</b>	<b>.533</b>	<b>3</b>	<b>4</b>	<b>6/49</b>	<b>15</b>	<b>101</b>	<b>6.7</b>	<b>34</b>	<b>2</b>	

† AFC Divisional Playoff; Δ AFC Championship; Ω Super Bowl XXI

**1987**

vs Seattle*	(S)	32	22	338	.688	4	1	0/0	4	16	4.0	7	0	
at Green Bay	(S)	48	30	285	.625	0	3	1/4	4	36	9.0	14	0	
vs. Houston														
vs. L.A. Raiders*														
at Kansas City*														
at Minnesota	(S)	39	22	245	.564	2	1	5/39	7	37	5.3	15	1	
vs Detroit*	(S)	30	16	246	.533	1	0	1/9	4	42	10.5	26	2	
at Buffalo	(S)	30	13	163	.433	1	0	3/24	3	9	3.0	4	0	
vs Chicago*	(S)	40	21	341	.525	3	2	0/0	5	35	7.0	19	0	
at LA Raiders*	(S)	29	16	298	.552	1	0	2/22	7	25	3.6	12	1	
at San Diego*	(S)	32	21	347	.556	3	1	0/0	6	40	6.7	29	0	
vs New England*	(S)	37	17	265	.459	2	1	2/6	7	6	1.1	7	0	
at Seattle	(S)	42	21	335	.500	1	2	4/20	3	12	4.0	5	0	
vs Kansas City*	(S)	31	18	237	.581	1	0	1/11	11	20	1.8	6	0	
vs San Diego*	(S)	20	7	98	.350	0	1	2/12	5	24	4.8	11	0	
<b>Regular Season Total</b>		<b>410</b>	<b>224</b>	<b>3,198</b>	<b>.546</b>	<b>19</b>	<b>12</b>	<b>20/138</b>	<b>66</b>	<b>304</b>	<b>4.6</b>	<b>29</b>	<b>4</b>	

**Playoffs**

vs Houston*	(S)	25	14	259	.560	2	1	1/4	4	8	2.0	4	1	†
vs Cleveland*	(S)	26	14	281	.538	3	1	2/25	11	36	3.3	11	0	Δ
vs Washington	(S)	38	14	257	.368	1	3	5/50	3	32	10.7	21	0	Ω
<b>Playoff Total</b>		<b>89</b>	<b>42</b>	<b>797</b>	<b>.472</b>	<b>6</b>	<b>5</b>	<b>8/79</b>	<b>18</b>	<b>76</b>	<b>4.2</b>	<b>21</b>	<b>1</b>	

† AFC Divisional Playoff; Δ AFC Championship; Ω Super Bowl XXII

**1988**

vs Seattle	(S)	45	21	259	.467	2	2	3/33	1	0	0.0	0	0	
vs San Diego*	(S)	28	17	259	.607	2	0	1/0	1	-1	-1.0	-1	0	
at Kansas City	(S)	32	15	213	.469	0	2	0/0	5	20	4.0	8	0	
vs LA Raiders	(S)	28	14	220	.500	1	4	2/11	4	2	0.5	3	0	
at San Diego*	(S)	29	17	184	.586	0	1	4/22	8	22	2.8	9	0	
at San Francisco*	(S)	39	21	210	.538	1	2	5/43	5	16	3.2	5	0	
vs Atlanta*	(S)	26	16	235	.615	1	0	2/15	1	9	9.0	9	0	†
at Pittsburgh														
DID NOT PLAY — SPRAINED RIGHT ANKLE														
at Indianapolis	(S)	27	15	158	.556	1	0	3/30	2	20	10.0	20	0	
vs Kansas City*	(S)	28	14	183	.500	1	2	1/6	6	12	2.0	8	0	
vs Cleveland*	(S)	30	21	207	.700	2	0	0/0	3	34	11.3	26	0	
at New Orleans	(S)	36	18	166	.500	0	1	1/9	3	22	7.3	17	0	
vs LA Rams*	(S)	36	21	272	.583	3	1	1/9	7	42	6.0	21	1	
at LA Raiders	(S)	49	29	324	.592	2	3	3/27	2	13	6.5	7	0	
at Seattle	(S)	34	21	270	.618	1	0	4/32	4	14	3.5	6	0	
vs New England*	(S)	29	14	149	.483	0	1	0/0	2	9	4.5	7	0	
<b>Regular Season Total</b>		<b>496</b>	<b>274</b>	<b>3,309</b>	<b>.552</b>	<b>17</b>	<b>19</b>	<b>30/237</b>	<b>54</b>	<b>234</b>	<b>4.3</b>	<b>26</b>	<b>1</b>	

† sprained right ankle

**1989**

vs Kansas City*	(S)	28	16	150	.571	1	2	0/0	5	-4	-0.8	2	0	
at Buffalo*	(S)	28	15	207	.517	1	2	2/26	3	33	11.0	31	0	
vs LA Raiders*	(S)	23	11	131	.478	2	1	1/18	2	35	17.0	29	1	
at Cleveland	(S)	19	6	198	.316	1	1	4/37	1	2	2.0	2	0	
vs San Diego*	(S)	35	19	199	.543	0	1	3/20	7	30	4.3	13	0	
vs Indianapolis*	(S)	25	13	150	.520	0	1	0/0	5	8	1.6	5	0	
at Seattle*	(S)	35	18	344	.514	2	0	4/28	3	3	1.0	3	0	
vs Philadelphia	(S)	39	19	278	.487	2	3	7/62	4	45	11.3	14	1	
vs Pittsburgh*	(S)	21	14	261	.667	1	2	3/30	7	34	4.9	14	1	
at Kansas City*	(S)	22	11	133	.500	0	1	2/21	1	-2	-2.0	-2	0	
at Washington*														
DID NOT PLAY — FLU														
vs Seattle*	(S)	19	10	217	.526	4	0	0/0	2	17	8.5	13	0	
at LA Raiders	(S)	36	23	197	.639	0	2	3/21	2	16	8.0	10	0	
vs NY Giants	(S)	47	23	292	.489	1	0	1/8	4	26	6.5	11	0	
at Phoenix*	(S)	29	20	247	.690	2	2	2/14	2	1	0.5	2	0	
at San Diego	(S)	10	5	47	.500	1	0	3/13	0	0	0.0	0	0	
<b>Regular Season Total</b>		<b>416</b>	<b>223</b>	<b>3,051</b>	<b>.536</b>	<b>18</b>	<b>18</b>	<b>35/298</b>	<b>48</b>	<b>244</b>	<b>5.1</b>	<b>31</b>	<b>3</b>	

**Playoffs**

vs Pittsburgh*	(S)	20	12	239	.600	1	1	1/13	7	44	6.3	32	0	†
vs Cleveland*	(S)	36	20	385	.556	3	0	1/8	5	39	7.8	25	0	Δ
vs San Francisco	(S)	26	10	108	.385	0	2	4/30	4	8	2.0	3	1	Ω
<b>Playoff Total</b>		<b>82</b>	<b>42</b>	<b>732</b>	<b>.512</b>	<b>4</b>	<b>3</b>	<b>6/51</b>	<b>16</b>	<b>91</b>	<b>5.7</b>	<b>32</b>	<b>1</b>	

† AFC Divisional Playoff; Δ AFC Championship; Ω Super Bowl XXIV

**1990**

at LA Raiders	(S)	31	14	157	.451	0	2	4/34	4	17	4.3	14	0	
vs Kansas City*	(S)	30	14	263	.467	0	0	2/13	3	7	2.3	4	1	
vs Seattle*	(S)	40	30	297	.750	3	0	2/16	2	1	0.5	2	0	
at Buffalo	(S)	28	15	221	.536	1	2	2/19	4	21	5.3	14	0	
vs Cleveland	(S)	33	16	175	.485	0	2	0/0	3	21	7.0	13	1	
vs Pittsburgh	(S)	36	17	194	.472	0	0	3/16	6	38	6.3	14	0	
at Indianapolis*	(S)	30	21	317	.700	2	0	3/24	3	3	1.0	5	0	
at Minnesota	(S)	10	8	88	.800	1	0	2/11	1	16	16.0	16	0	
at San Diego	(S)	30	17	171	.567	1	2	2/17	1	6	6.0	6	0	
vs Chicago	(S)	41	24	262	.585	0	1	6/40	2	19	9.5	10	1	
at Detroit	(S)	36	24	243	.667	0	1	3/32	1	1	1.0	1	0	
vs LA Raiders	(S)	31	20	241	.645	2	1	2/15	7	52	7.4	21	0	
at Kansas City	(S)	36	24	328	.667	2	1	5/28	1	12	12.0	12	0	
vs San Diego*	(S)	29	18	246	.621	2	0	3/15	7	34	4.9	14	0	

at Seattle	(S)	35	18	171	.514	0	2	3/26	3	7	2.3	8	0	
vs Green Bay*	(S)	26	14	160	.538	1	0	0/0	2	3	1.5	2	0	
<b>Regular Season Total</b>		<b>502</b>	<b>294</b>	<b>3,526</b>	<b>.586</b>	<b>15</b>	<b>14</b>	<b>42/306</b>	<b>50</b>	<b>258</b>	<b>5.2</b>	<b>21</b>	<b>3</b>	

**1991**

vs Cincinnati*	(S)	28	18	262	.643	2	0	0/0	3	9	3.0	5	2	
at LA Raiders	(S)	29	15	240	.517	1	0	5/28	4	7	1.8	9	0	
vs Seattle*	(S)	32	19	252	.594	1	0	1/6	4	7	1.8	9	0	
vs San Diego*	(S)	28	17	218	.607	0	1	1/2	3	6	2.0	9	0	
at Minnesota*	(S)	22	8	82	.364	0	0	3/19	3	14	4.7	17	1	
at Houston	(S)	42	24	301	.571	2	1	5/54	1	10	10.0	10	0	
vs Kansas City*	(S)	27	14	270	.519	1	0	5/41	1	-1	-1.0	-1	0	
at New England*	(S)	27	15	154	.556	0	0	1/13	4	33	8.3	13	0	
vs Pittsburgh*	(S)	23	10	140	.435	0	1	1/10	5	17	3.4	8	1	
vs LA Raiders	(S)	31	13	191	.419	1	2	1/8	5	40	8.0	17	1	
at Kansas City*	(S)	20	9	134	.450	1	0	8/47	3	12	4.0	7	0	
at Seattle	(S)	23	13	132	.565	0	2	5/20	6	29	4.8	15	0	
vs New England*	(S)	25	18	215	.720	1	0	1/6	3	18	6.0	9	0	
at Cleveland*	(S)	29	16	221	.552	2	1	4/21	4	25	6.3	11	0	
vs Phoenix*	(S)	33	19	245	.576	1	3	1/2	3	13	4.3	6	1	
at San Diego*	(S)	32	14	196	.438	0	1	5/30	3	16	5.3	11	0	
<b>Regular Season Total</b>		<b>451</b>	<b>242</b>	<b>3,253</b>	<b>.537</b>	<b>13</b>	<b>12</b>	<b>45/305</b>	<b>55</b>	<b>255</b>	<b>4.6</b>	<b>171</b>	<b>6</b>	

**Playoffs**

vs Houston*	(S)	33	19	257	.576	1	1	0/0	6	39	6.5	15	0	†
at Green Bay	(S)	21	11	121	.524	0	1	3/24	4	10	2.5	7	0	Δ
<b>Playoff Total</b>		<b>54</b>	<b>30</b>	<b>378</b>	<b>.556</b>	<b>1</b>	<b>2</b>	<b>3/24</b>	<b>10</b>	<b>49</b>	<b>4.9</b>	<b>15</b>	<b>0</b>	

† AFC Divisional Playoff; Δ AFC Championship

**1992**

vs LA Raiders*	(S)	24	
----------------	-----	----	--





1993.....	364	1.97	36.2%	44.4%
1994.....	290	1.81	35.0%	39.2%
1995.....	368	2.20	41.3%	45.4%
1996.....	372	2.35	39.9%	45.0%
TOTALS.....	4036	1.76	32.4%	36.5%

(\*—the second number is the percentage the quarterback has put his team in position to score, allowing for missed field goal and subtracting those drives ended by the clock and replaced due to injury. #—drives for 1984 add to one more than drives started because Elway replaced Kubiak on one drive.)

#### NOTES:

- For his career, he has directed Denver to scores in better than 3 in 10 drives; when you adjust the figure as stated above, the figures work to 36 in 100.
- In 2,292 career drives, started, he has been replaced only eight times due to injury (based on if a replacement QB earned at least one first down on the drive; that's 0.00349 percent, or 3.5 in 1,000).
- As far as drive efficiency is concerned, Elway had his best season in 1995.

### JOHN ELWAY VS. THE NFL

(Regular season only)

	W-L	ATT	COMP	YDS	PCT	TD	INT	LG	SK/YDS
Kansas City	15-11	814	452	5,728	.555	25	34	71	71/508
LA/Oak. Raiders	10-14	743	402	5,004	.541	29	27	86	62/512
San Diego	17-10	843	481	5,784	.571	27	32	63	59/401
Seattle	16-9	829	471	5,909	.568	34	25	73	62/415
<b>AFC West</b>	<b>58-44</b>	<b>3,229</b>	<b>1,806</b>	<b>22,425</b>	<b>.559</b>	<b>115</b>	<b>118</b>	<b>86</b>	<b>254/1836</b>
Balt. Ravens	1-0	39	25	326	.641	3	1	35	0/0
Cincinnati	5-0	150	92	1,191	.613	9	2	52	11/93
Cleveland	7-2	251	147	2,005	.586	14	7	68	16/126
Houston	2-2	138	81	1,081	.587	8	6	70	11/109
Pittsburgh	6-1	192	105	1,366	.547	6	5	63	14/109
Jacksonville	1-0	34	22	286	.647	4	1	62	0/0
<b>AFC Central</b>	<b>22-5</b>	<b>804</b>	<b>472</b>	<b>6,255</b>	<b>.587</b>	<b>44</b>	<b>22</b>	<b>70</b>	<b>52/437</b>
Buffalo	3-3	195	101	1,336	.518	6	6	49	14/118
Balt./Ind.	6-1	213	118	1,545	.554	8	2	66	17/129
Miami	0-1	37	18	250	.486	0	1	29	3/24
New England	8-0	249	143	1,748	.574	10	6	60	10/65
NY Jets	3-2	165	96	1,177	.582	6	6	80	10/61
<b>AFC East</b>	<b>20-7</b>	<b>859</b>	<b>476</b>	<b>6,056</b>	<b>.554</b>	<b>30</b>	<b>21</b>	<b>80</b>	<b>54/397</b>
<b>AFC Totals</b>	<b>100-56</b>	<b>4,892</b>	<b>2,754</b>	<b>34,736</b>	<b>.563</b>	<b>189</b>	<b>161</b>	<b>86</b>	<b>360/2670</b>
Atlanta	3-0	106	62	908	.585	6	3	63	9/72
LA/St. L. Rams	1-2	119	63	742	.529	7	2	58	4/29
New Orleans	1-1	79	46	519	.582	4	2	65	4/35
San Francisco	2-1	99	51	531	.515	3	4	50	11/80
<b>NFC West</b>	<b>7-4</b>	<b>403</b>	<b>222</b>	<b>2,700</b>	<b>.551</b>	<b>20</b>	<b>11</b>	<b>65</b>	<b>28/216</b>
Chicago	3-2	150	84	961	.560	4	4	51	13/79
Detroit	2-1	88	56	699	.636	2	2	42	7/72
Green Bay	2-1-1	153	88	913	.575	2	5	49	5/38
Minnesota	3-3	166	111	1,257	.669	12	3	50	17/134
Tampa Bay	1-1	75	51	405	.680	1	2	40	1/0
<b>NFC Central</b>	<b>11-8-1</b>	<b>632</b>	<b>390</b>	<b>4,235</b>	<b>.617</b>	<b>21</b>	<b>16</b>	<b>51</b>	<b>43/323</b>
Dallas	1-1	48	23	352	.479	5	1	59	3/24
NY Giants	1-2	103	58	724	.563	2	3	51	3/19
Philadelphia	1-4	105	56	680	.533	5	6	46	16/119
Phoenix/Ariz.	3-0	83	55	748	.663	6	5	47	4/26
Washington	2-1	114	65	737	.570	3	3	43	9/67
<b>NFC East</b>	<b>8-8</b>	<b>453</b>	<b>257</b>	<b>3,241</b>	<b>.567</b>	<b>21</b>	<b>18</b>	<b>59</b>	<b>35/255</b>
<b>NFC Totals</b>	<b>26-20-1</b>	<b>1,488</b>	<b>869</b>	<b>10,176</b>	<b>.584</b>	<b>62</b>	<b>45</b>	<b>65</b>	<b>106/794</b>
<b>NFL Totals</b>	<b>126-76-1</b>	<b>6,392</b>	<b>3,633</b>	<b>45,034</b>	<b>.568</b>	<b>251</b>	<b>205</b>	<b>86</b>	<b>462/3442</b>
HOME	80-23	3,329	1,927	24,252	.579	152	106	86	197/1464
ROAD	46-53-1	3,063	1,779	19,193	.581	99	101	73	270/1930
GRASS	94-43-1	4,801	2,750	34,044	.573	201	154	86	300/2405
TURF	22-31-0	1,591	956	10,990	.601	50	51	73	142/1056
OUTDOORS	116-63-1	5,629	3,200	39,611	.568	226	185	86	395/2941
INDOORS	10-13	763	433	5,423	.567	25	20	73	70/522
SEPTEMBER	33-20-1	1,680	948	11,548	.564	64	57	86	116/835
OCTOBER	31-16	1,518	854	10,691	.563	60	38	71	123/921
NOVEMBER	37-21	1,778	856	12,195	.481	75	53	80	118/910
DECEMBER	25-18	1,380	950	10,239	.688	49	57	73	108/797
JANUARY	0-1	36	25	361	.694	3	0	54	0/0
ALL SUN. GMS.	110-64-1	5,487	3,145	38,937	.573	223	168	71	395/2941
SUN. NIGHT	7-6	427	247	2,975	.578	12	14	60	33/227
MON. NIGHT	8-10	614	324	3,978	.528	22	22	86	46/349
THURSDAY	0-1	36	24	243	.667	0	1	33	3/32
FRIDAY	1-0	42	24	432	.571	1	0	60	5/46
SATURDAY	7-1	213	116	1,444	.545	5	14	73	19/109
PRIME TIME	16-16	1,083	595	7,385	.549	35	36	86	84/623
WINS	126	3,869	2,233	28,698	.577	181	100	80	242/1773
LOSSES	76	2,457	1,360	15,906	.554	69	102	86	220/1689
TIES	1	48	30	285	.625	0	3	25	1/4
NON-STARTS	2	18	10	145	.556	1	0	25	2/17

### JOHN ELWAY'S FOURTH-QUARTER HEROICS

In his career (1983-96) John Elway has engineered 41 fourth-quarter, game-saving drives for the Broncos, and the team has a record of 40-0-1 in those contests. Those games include:

- 34 fourth-quarter, game-winning drives (marked on the following page with an asterisk). The Broncos have scored the winning points 21 times with fewer than three minutes remaining, 19 times under two minutes, and 12 times with less than a minute left.
- seven fourth-quarter, game-tying drives. Denver went on to win six of those contests in regulation or overtime, and one game ended tied. The Broncos won in regulation vs. New England (11/4/84) and at Seattle (12/20/85). In overtime, Elway directed the game-winning drive in the AFC Championship Game at Cleveland (1/11/87), while the defense and special teams set up OT wins vs. San Diego (11/17/85), at San Francisco (10/9/88), and at Seattle (10/22/89). The game at Green Bay (9/20/87) ended in a tie.

### MIKE SHANAHAN AND JOHN ELWAY'S FOURTH-QUARTER HEROICS

Broncos head coach Mike Shanahan has witnessed 28 of John Elway's 41 fourth-quarter game-saving drives (68%), with Denver's 38-31 victory over Washington on Sept. 17, 1995 being Shanahan's first as a head coach. That number has now climbed to 7. Twenty-five of Elway's 41 have come at Mile High Stadium (61%) and Elway has had at least one in each of his 14 seasons:

Yrs.	Shanahan's Position	Elway Comebacks	Postseason Playoffs
1984	Receivers Coach	3	SBXXI, XXII
1985-87	Offensive Coordinator	12	SBXXIV, AFC Title Game
1989-90	Quarterbacks Coach	6	Playoffs
1995-96	Head Coach	7	

### JOHN ELWAY'S FOURTH-QUARTER HEROICS — GAME-BY-GAME

**\*1983 vs. Baltimore** — Throws three fourth-quarter TD passes, the last a 26-yarder to Gerald Willhite with 0:44 left in 21-19 win.

**1984 vs. New England** — Directs eight-play, 78-yard drive for seven-yard TD pass to Butch Johnson with 4:03 left to tie score at 19-19; Dennis Smith returns a fumble 64 yards for TD with 1:45 left in a 26-19 win.

**\*1984 at San Diego** — Directs 10-play, 77-yard drive for Sammy Winder one-yard TD run with 0:38 left in 16-13 win.

**\*1984 vs. San Diego** — Directs 12-play, 40-yard drive for Rich Karlis field goal with 2:08 left in 16-13 win.

**\*1985 vs. Atlanta** — Directs three scoring drives (two TDs, one FG) in fourth quarter, erasing 28-27 deficit, in 44-28 win.

**\*1985 vs. San Francisco** — Directs nine-play, 63-yard drive for Rich Karlis 24-yard field goal with 1:27 left in 17-16 win.

**1985 vs. San Diego** — Directs seven-play, 48-yard drive for Rich Karlis 34-yard field goal with 0:05 left to tie San Diego; Denver wins 30-24 on Louis Wright's 60-yard TD return of a blocked field goal in OT.

**\*1985 at Pittsburgh** — Directs seven-play, 58-yard drive for Steve Sewell two-yard TD run with 1:45 left, taking a 24-23 lead; Mike Harden returns an interception 42 yards for a score for 31-23 win.

**\*1985 vs. Kansas City** — Directs eight-play, 59-yard drive for Sammy Winder one-yard TD run with 0:22 left in 14-13 win.

**1985 at Seattle** — Directs eight-play, 80-yard drive for Steve Sewell one-yard run to tie game at 24-24 with 2:35 remaining; then passes for 27 yards to start a five-play, 34-yard drive (Gary Kubiak takes over when Elway is injured) for a Rich Karlis 43-yard field goal with 0:55 remaining in 27-24 win.

**\*1986 vs. L.A. Raiders** — Directs nine-play, 39-yard drive for seven-yard pass to Gene Lang with 5:11 left in 38-36 win.

**1986 at Cleveland (AFC Championship Game, 1/12/87)** — Directs 15-play, 98-yard drive for five-yard TD pass to Mark Jackson with 0:39 left to tie game 20-20; in Denver's first OT possession, directs 60-yard drive for Rich Karlis 33-yard FG in 23-20 win.

**1987 at Green Bay** — Directs 18-play, 80-yard drive for Steve Sewell one-yard run with 5:53 remaining to tie game at 17-17; game ends in an overtime tie.

**\*1987 vs. Chicago** — Directs eight-play, 61-yard drive for Steve Sewell four-yard TD run with 4:58 left in 31-29 win.

**\*1987 vs. New England** — Directs six-play, 74-yard drive for two-yard TD pass to Mark Jackson with 12:41 left for 24-20 lead; Mark Haynes later returns an interception for 14 yards and a score in 31-20 win.

**\*1987 vs. Cleveland (AFC Championship Game, 1/17/88)** — Directs five-play, 75-yard drive for 20-yard TD pass to Sammy Winder with 4:01 left for 38-31 lead; after safety and Ernest Byner fumble, Denver wins 38-33.

**1988 at San Francisco** — Directs nine-play, 58-yard drive for eight-yard TD pass to Vance Johnson with 8:37 left to tie game 13-13; Broncos win in overtime when Steve Wilson's interception sets up Rich Karlis 22-yard field goal 8:11 into overtime.

**\*1989 vs. San Diego** — Directs 11-play, 74-yard drive for Bobby Humphrey 17-yard TD run with 1:03 left in 16-10 win.

**1989 at Seattle** — Throws 54-yard TD pass to Vance Johnson 2:19 left (only play of drive) to tie game 21-21; Dennis Smith interception sets up David Treadwell's 27-yard field goal at 7:14 of OT for 24-21 win.

**\*1989 at Kansas City** — Directs 10-play, 72-yard drive for David Treadwell 26-yard FG with 0:01 left in 16-13 win.

**\*1989 vs. Pittsburgh (Playoffs, 1/7/90)** — Directs nine-play, 71-yard drive for Melvin Bratton one-yard run with 2:27 left in 24-23 win.

**\*1990 vs. Kansas City** — Directs 10-play, 79-yard drive for David Treadwell 22-yard FG with 0:00 left for 24-23 win.

**\*1990 at Indianapolis** — Directs nine-play, 58-yard drive for David Treadwell 42-yard FG to break tie with 3:45 left; then directs five-play, 56-yard drive for Steve Sewell two-yard run with 1:41 left in 27-17 win.

**\*1991 vs. Kansas City** — Directs seven-play, 70-yard drive for David Treadwell 27-yard field goal with 2:37 left in 19-16 win.

**\*1991 at New England** — Directs nine-play, 42-yard drive for David Treadwell 34-yard field goal with 1:56 left in 9-6 win.

**\*1991 at Cleveland** — Directs 16-play, 64-yard drive for six-yard TD pass to Vance Johnson with 8:54 left to break 7-7 tie; then directs six-play, 66-yard drive for David Treadwell 37-yard field goal with 3:29 remaining in 17-7 win.

**\*1991 vs. Phoenix** — Directs six-play, 66-yard drive for Elway's four-yard TD run with 1:46 left in 24-19 win.

**\*1991 vs. Houston (Playoffs, 1/4/92)** — Directs 12-play, 87-yard drive for David Treadwell 28-yard field goal with 0:20 left in 26-24 win.

**\*1992 vs. L.A. Raiders** — Directs seven-play, 85-yard drive for Reggie Rivers one-yard TD run with 0:55 left in 17-13 win.

**\*1992 vs. Kansas City** — Directs 14-play, 80-yard drive for 25-yard pass to Mark Jackson with 1:55 left to pull Denver within six points at 19-13; after a 28-yard punt return, directs a three-play, 27-yard drive for a 12-yard TD pass to Vance Johnson with 0:38 left in 20-19 win.

**\*1992 vs. Houston** — Directs three-play, 80-yard drive for Reggie Rivers 20-yard TD run with 1:34 left in 27-21 win.

**\*1993 vs. Kansas City** — Directs three-play, 11-yard drive for six-yard TD pass to Shannon Sharpe with 10:34 left in 27-21 win.

**\*1994 at San Diego** — Directs four-play, four-yard drive to set up Jason Elam's 54-yard field goal with 10:02 remaining that put Denver ahead 17-15; then directed a nine-play, 66-yard drive to set up Elam for a 25-yard field goal that provided the final score of 20-15 with 4:07 remaining.

**\*1994 vs. Atlanta** — Directs 10-play, 73-yard drive for 32-yard TD pass to Anthony Miller to pull Denver within 28-25 with 10:19 remaining; then drove the Broncos 57 yards in 10 plays, capping the drive with a four-yard TD run to put Denver ahead to stay 32-28 with 1:56 remaining.

**\*1995 vs. Washington** — Directs eight-play, 80-yard drive that culminated with a 43-yard TD strike to Rod Smith on the final play of the game (play started at 0:06), breaking a 31-31 tie and giving Denver a 38-31 win. The drive began on the Broncos' 20-yard line with 1:07 remaining.

**\*1995 vs. San Diego** — Directs seven-play, 53-yard drive to set up Jason Elam's game-winning 32-yard field goal, breaking a 27-27 tie, and lifting Denver to a 30-27 win. The drive began on the Broncos' 33-yard line with 3:43 remaining.

**\*1995 at Oakland** — Directs 12-play, 79-yard drive to set up Jason Elam's 27-yard field goal to pull Denver to within 28-20 with 12:47 remaining; then drove the Broncos 87 yards in 13 plays, culminating with a four-yard TD pass to Ed McCaffrey — on which Elway ran in for the two-point conversion — to tie the score at 28-28 with 5:46 remaining; then drove 53 yards in nine plays to set up

Elam's game-winning 37-yard field goal with 0:48 remaining, giving Denver the 31-28 victory.

**\*1996 vs. Tampa Bay** — Directs 14-play, 80-yard drive over an 8:11 span, capped by Terrell Davis' three-yard run with 3:32 remaining, giving Denver a 27-23 win.

**\*1996 vs. Baltimore** — Directs 10-play, 57-yard drive in 4:31, culminating with a 6-yard touchdown pass to Ed McCaffrey, to put Denver ahead 38-34 with 10:57 remaining. He later led the club 15 yards in three plays, capped by his own 9-yard touchdown run with 1:16 remaining, to provide the final margin of 45-34.

**\*1996 at Oakland** — Directs six-play, 73-yard drive over a 47-second span, culminating with a 49-yard touchdown pass to Rod Smith with 4:14 remaining to erase a 21-16 Raiders lead and lift Denver to a 22-21 win.

**\*1996 at Minnesota** — Directs 11-play, 84-yard drive in 5:02, capped by a five-yard touchdown pass to Ed McCaffrey with 19 seconds remaining that was tipped twice by Vikings defenders, to give Denver a 21-17 win.

### JOHN ELWAY'S GAME-BY-GAME STATISTICS: 41 "FOURTH-QUARTER HEROICS" GAMES

DATE	OPPONENT	ATT	COMP	YDS	PCT	TD	INT	SACK/ YL
Dec. 11, 1983	vs. Baltimore	44	23	345	.523	3	0	5/38
Nov. 4, 1984	vs. New England	40	26	315	.650	3	1	3/24
Nov. 11, 1984	at San Diego	35	19	188	.543	0	0	3/11
Dec. 9, 1984	vs. San Diego	31	18	193	.581	0	1	1/12
Sept. 22, 1985	at Atlanta	38	19	291	.500	3	2	2/11
Nov. 11, 1985	vs. San Francisco	42	20	215	.476	2	1	0/0
Nov. 17, 1985	vs. San Diego	50	28	261	.560	1	2	3/21
Dec. 1, 1985	at Pittsburgh	41	24	238	.585	1	1	0/0
Dec. 14, 1985	vs. Kansas City	37	22	301	.595	1	5	0/0
Dec. 20, 1985	at Seattle	42	24	432	.571	1	0	5/47
Sept. 7, 1986	vs. LA Raiders	35	21	239	.600	2	0	2/18
Jan. 12, 1987	at Cleveland	38	22	244	.579	1	1	2/19
Sept. 20, 1987	at Green Bay	48	30	285	.625	0	3	1/4
Nov. 16, 1987	vs. Chicago	40	21	341	.525	3	2	0/0
Dec. 6, 1987	vs. New England	37	17	265	.459	2	1	2/6
Jan. 17, 1988	vs. Cleveland	26	14	281	.538	3	1	2/25
Oct. 9, 1988	at San Francisco	39	21	210	.538	1	2	5/43
Oct. 8, 1989	vs. San Diego	35	19	199	.543	0	1	3/20
Oct. 22, 1989	at Seattle	35	18	344	.514	2	0	4/28
Nov. 12, 1989	at Kansas City	22	11	133	.500	0	1	2/21
Jan. 7, 1990	vs. Pittsburgh	20	12	239	.600	1	1	1/13
Sept. 17, 1990	vs. Kansas City	30	14	263	.467	0	0	2/13
Oct. 21, 1990	at Indianapolis	30	21	317	.700	2	0	3/24
Oct. 20, 1991	vs. Kansas City	27	14	270	.519	1	0	5/41
Oct. 27, 1991	at New England	27	15	154	.556	0	0	1/13
Dec. 8, 1991	at Cleveland	29	16	221	.552	2	1	4/21
Dec. 15, 1991	vs. Phoenix	33	19	245	.576	1	3	1/2
Jan. 4, 1992	vs. Houston	33	19	257	.576	1	1	0/0
Sept. 6, 1992	vs. LA Raiders	24	10	171	.417	0	1	4/18
Oct. 4, 1992	vs. Kansas City	38	23	311	.605	2	0	5/32
Oct. 18, 1992	vs. Houston	21	13	192	.619	1	0	4/40
Dec. 12, 1993	vs. Kansas City	30	20	221	.667	3	2	2/17
Oct. 23, 1994	at San Diego	31	22	241	.710	1	1	3/6
Nov. 20, 1994	vs. Atlanta	42	27	382	.643	2	1	5/46
Sept. 17, 1995	vs. Washington	47	30	327	.638	2	0	1/9
Nov. 19, 1995	vs. San Diego	34	19	290	.559	2	2	0/0
Dec. 24, 1995	at Oakland	41	24	320	.585	2	1	2/13
Sept. 15, 1996	vs. Tampa Bay	34	25	180	.735	1	2	0/0
Oct. 20, 1996	vs. Baltimore	39	25	326	.641	3	1	0/0
Nov. 4, 1996	at Oakland	33	16	182	.485	2	1	2/22
Nov. 24, 1996	at Minnesota	36	27	334	.750	2	1	3/25
<b>TOTALS</b>		<b>1,434</b>	<b>828</b>	<b>10,763</b>	<b>.577</b>	<b>60</b>	<b>44</b>	<b>93/683</b>



**JUMPY GEATHERS • DT**

6-7 • 300 • 14TH YR. • WICHITA STATE

**97**

**BORN:** June 26, 1960 in Georgetown, S.C.  
**HIGH SCHOOL:** Georgetown High School  
 Georgetown, S.C.

**RESIDES:** Andrews, S.C.

**ACQUIRED:** Free Agent, 1996

**PRO YEAR:** 14th • **YEAR WITH BRONCOS:** 2nd  
**NFL GAMES PLAYED/STARTED:** 183/27

**J**umpy Geathers was signed by the Broncos just prior to training camp in 1996 (June 18) to help bolster the team's pass rush. The 14-year NFL veteran had spent the previous three seasons with Atlanta, and joined the Broncos as a pass-rushing specialist at the left defensive tackle position. He made an immediate impact in '96, playing in all 16 games and registering five sacks. Geathers is known throughout the league for his patented "forklift" move, in which he literally picks up opposing offensive linemen and drives them back toward the quarterback in his pursuit. Named the NFL's strongest player in a 1993 *Sports Illustrated* feature, Geathers perfected the "forklift" move in 1988 while trying to work successfully against the Cowboys' 325-pound guard Nate Newton. He has recorded 62 sacks in his career — including 12 over the past two seasons (seven in '95, five in '96) — among his 306 total tackles (210 solo). Geathers, who played for New Orleans (1984-89) and Washington (1990-92) before joining the Falcons, has also forced 22 fumbles and recovered nine. He was originally drafted by New Orleans in the second round of the 1984 draft, then joined the Redskins in 1990 through Plan B free agency and captured a Super Bowl XXVI ring. **1996:** Geathers played in all 16 games as a pass-rushing specialist and recorded 18 tackles (13 solo) and five sacks (-34). In the regular season opener vs. N.Y. Jets (9/1), Geathers played left defensive tackle in passing situations and registered a sack in his first game as a Bronco. At Cincinnati (9/29) Geathers had his best game as a Bronco, making three solo tackles, including two sacks for minus-nine yards. In the Broncos come-from-behind 28-17 win vs. San Diego (10/6) he recorded three tackles (1 solo), including his fourth sack of the year (-8) on the Chargers' first possession of the day. Versus Baltimore (10/20) he made two tackles (1 solo) and combined with Bill Romanowski to sack Vinny Testaverde in the fourth quarter. Against Oakland on Dec. 15, he saw action at left tackle in pass-rush situations and posted two tackles, including a combined sack with Bill Romanowski (-4). He also saw considerable action in Denver's AFC Divisional Playoff Game vs. Jacksonville (1/4). **1995:** Geathers played in all 16 games and made two starts for the Falcons, tallying a career-high 47 tackles (28 solo) to match his '94 mark, recording seven sacks and forcing two fumbles. His two starts came vs. Dallas (10/29) and Detroit (11/5). He recorded four sacks over a five-game span that ended with the Detroit contest. **1994:** Geathers played in 16 games and made one start after missing all of training camp due to a hernia operation. He recorded a career-high with the first of two straight 47-tackle seasons (30 solo), tallied eight sacks and forced a fumble, en route to a selection to the All-Madden team. A career-high three of those sacks came against John Elway and the Broncos at Mile High Stadium (11/20/94). **1993:** Geathers played in 14 games in his first year with Atlanta, and made 27 tackles (16 solo), registered 3.5 sacks and forced a fumble. **1992:** Geathers played in all 16 games for Washington, made 14 tackles (4 solo), including five sacks, and forced a fumble. **1991:** Geathers played in all 16 games for the Redskins and tallied 21 tackles (15 solo), 4.5 sacks and two forced fumbles, helping lead the Redskins to their third Super Bowl title in ten years. **1990:** Geathers played in nine games and started one in his first season with Washington, and put up totals of three tackles (2 solo) — all of which were sacks — and one forced fumble. **1989:** Geathers started all 15 games in which he played in his final season with New Orleans, and posted 23 tackles (16 solo), one sack, one forced fumble and a remarkable five fumble

recoveries, giving him eight over the past two seasons. **1988:** Geathers played in all 16 games and made six starts for New Orleans, tallying a then-career high 33 tackles (26 solo), with 3.5 sacks, a career-high six forced fumbles and three fumble recoveries. **1987:** Geathers played in just one game for New Orleans and made one solo tackle. **1986:** Geathers played in all 16 games and made two starts for New Orleans, as he tallied 32 tackles (24 solo), a career-best nine sacks, three forced fumbles and one fumble recovery. **1985:** Geathers played in all 16 games for New Orleans and made 29 tackles (25 solo), with 6.5 sacks and one forced fumble. He blocked a field goal and batted down a career-best seven passes at the line of scrimmage against Atlanta Dec. 22. **1984:** Geathers played in all 16 games as a rookie second-round pick with New Orleans, and posted 11 tackles (10 solo), six sacks and two forced fumbles.

**COLLEGE:** Geathers began his college athletic career as a basketball player at Paducah (Ky.) Community College before transferring to Wichita State as a junior to begin his football career as a defensive lineman. He managed 34 sacks in his two years with the Shockers.

**PERSONAL:** A native of Georgetown, S.C., James Geathers was given the nickname "Jumpy" by his grandfather because as a youngster he had a habit of jumping into his grandfather's arms. He gives back to his hometown community by sponsoring a yearly basketball tournament to help raise funds for equipment for five high schools in South Carolina. James "Jumpy" Geathers was born June 26, 1960.

**GEATHERS' PROFESSIONAL RECORD**

Year	Club	G	S	UT	A	TT	S-Yds.	I-Yds.	PD	FF	FR
1984	N. Orleans	16	0	10	1	11	6-60	0-0	—	2	0
1985	N. Orleans	16	0	25	4	29	6.5-48	0-0	—	1	0
1986	N. Orleans	16	2	24	8	32	9-73	0-0	—	3	1
1987	N. Orleans	1	0	1	0	1	0-0	0-0	—	0	0
1988	N. Orleans	16	6	26	7	33	3.5-19	0-0	—	6	3
1989	N. Orleans	15	15	16	7	23	1-6	0-0	—	1	5
1990	Wash.	9	1	2	1	3	3-19	0-0	—	1	0
1991	Wash.	16	0	15	6	21	4.5-35	0-0	—	2	0
1992	Wash.	16	0	4	10	14	5-39	0-0	—	1	0
1993	Atlanta	14	0	16	9	27	3.5-24	0-0	—	1	0
1994	Atlanta	16	1	30	17	47	8-52	0-0	—	1	0
1995	Atlanta	16	2	28	19	47	7-53	0-0	—	2	0
1996	Denver	16	0	13	5	18	5-34	0-0	0	0	0
<b>CAREER TOTAL</b>		<b>183</b>	<b>27</b>	<b>210</b>	<b>96</b>	<b>306</b>	<b>62-462</b>	<b>0-0</b>	<b>—</b>	<b>22</b>	<b>9</b>

**DARRIEN GORDON • CB**

5-11 • 182 • 5TH YR. • STANFORD

**23**

**BORN:** November 14, 1970 in Shawnee, Okla.

**HIGH SCHOOL:** Shawnee High School  
 Shawnee, Okla.

**RESIDES:** Shawnee, Okla.

**ACQUIRED:** Unrestricted Free Agent, 1996

**PRO YEAR:** 5th • **YEAR WITH BRONCOS:** 1st  
**NFL GAMES PLAYED/STARTED:** 48/29

**O**ne of Denver's key offseason acquisitions was cornerback Darrien Gordon, who figures to challenge second-year man Tory James for the starting job at right cornerback opposite Ray Crockett, while handling the punt return duties. Gordon, entering his fifth NFL season, has played in 48 regular season games (29 starts) and three more in the postseason, all starts, with San Diego. He has amassed 177 tackles, seven interceptions, 20 passes defended and five fumble recoveries in his career. Gordon also has 17 tackles and two passes defended in postseason play. He started at cornerback for the Chargers in Super Bowl XXIX vs. San Francisco (1/29/95) and made five tackles. Gordon has also returned 103 punts in his career for 1,407 yards (13.6 avg.) and three touchdowns. Gordon's single-game career highs are: 10 tackles (vs. Raiders, 11/21/93), two interceptions (at N.E., 11/20/94), a long interception return of 23 yards (vs. K.C., 10/9/94), six punt returns for 128 yards (vs. Rams, 11/27/94) and a 90-yard punt return for a TD (at Raiders, 9/25/94). He was drafted in the first round by San

Diego in 1993. **1996:** Gordon started Games 7-9 (vs. Oakland, at Seattle and at Indianapolis), 12 (at Kansas City) and 14-15 (at Pittsburgh and at Chicago) of the 1996 season at cornerback for the Chargers. He played in all 16 games and finished the campaign as the leading punt returner in the AFC with a 14.9 average, including an 81-yard return for a touchdown against Kansas City (9/29). Gordon had 36 returns for 537 yards and one touchdown on the season. He had three tackles in San Diego's regular season finale against the Broncos, in a 16-10 victory. Gordon recorded 47 tackles, two sacks, two interceptions and seven passes defended on the year, and also added eight special teams tackles. He was selected as a first alternate to the Pro Bowl. **1995:** Gordon was on San Diego's active roster but was declared inactive for all 16 regular season games and San Diego's one postseason contest while recovering from rotator cuff surgeries performed in the 1995 offseason. He originally underwent surgery on his right rotator cuff following the 1994 season before undergoing a second procedure on the same shoulder after experiencing soreness during '95 training camp. **1994:** Gordon started every game for the Chargers, including all three postseason contests, as the team advanced to play in the franchise's first Super Bowl. He finished the regular season second on the team with a career-high 89 tackles (75 solo), and his career-high four interceptions tied for the team lead. He also recovered two fumbles and knocked down eight passes. Gordon finished the postseason ranked third on the team with 17 tackles (15 solo). He also led the AFC with a 13.2 punt return average and became only the second player in franchise history to return two punts for touchdowns in the same season, running one back 90 yards at the Raiders (9/25) in San Diego's 26-24 victory and also running one back 75 yards against the Rams (11/27) in another San Diego win, 31-17. He recorded nine tackles in each of San Diego's first two games (at Denver, 9/4, and vs. Cincinnati, 9/11). Along with his 90-yard return against the Raiders, Gordon recorded seven tackles. He had eight stops and an interception in the Chargers' 30-6 win over Kansas City (10/9), and he had seven tackles in the rematch with Denver, San Diego's first loss of the season (10/23). He had a single-game career-high two interceptions at New England (11/20), and also tied a season high with nine tackles in the 23-17 loss. To go along with his punt return against the Rams, Gordon had one interception and four tackles. He tied his season high in tackles again with nine against San Francisco (12/11) in what turned out to be a Super Bowl preview. Gordon registered four stops in San Diego's 22-21 come-from-behind victory over Miami in an AFC Divisional Playoff Game (1/8/95). In the AFC Championship Game victory at Pittsburgh (1/15/95) Gordon had a postseason career-high eight tackles, followed by a five-tackle performance in Super Bowl XXIX (1/29/95) which San Diego lost to San Francisco 49-26. **1993:** Gordon played in all 16 games, starting seven and becoming a major contributor in the Chargers' secondary in his first NFL campaign. He took over the starting right cornerback position in Game 11 at the Indianapolis Colts on Monday Night Football and started the final six games of the season. He had seven stops in the Colts game. Gordon's first NFL start came against Houston's four-wide-receiver attack (9/19). He finished the season with 41 tackles, one interception, one fumble recovery and five passes defended. He grabbed his first career interception in the regular season finale at Tampa Bay (1/2/94). Gordon's 10 tackles vs. the Raiders (11/21) was a personal single-game high. He also handled the Chargers' punt return duties in '93, averaging 12.7 a return (395 yards on 31 returns) to rank second in the AFC and third in the NFL. Six of his returns went for 30 or more yards, including a 54-yarder against Kansas City (10/17). He had 38- and 36-yard returns against Pittsburgh (10/10) and a 37-yard return against Denver (12/5). Gordon was originally a first-round pick in the 1993 NFL Draft by the Chargers (22nd overall).

**COLLEGE:** Gordon was a second-team All-Pac-10 pick as a senior at Stanford in 1992. He recorded 63 tackles and led the Cardinal with 17 pass breakups and also had four interceptions that year. Gordon also started as a junior in 1991 and earned All-Pac-10 honorable mention.

He played every game as a sophomore, starting the last seven, and also earned a letter as a freshman wide receiver, even though he made no receptions. He was a psychology major at Stanford.

**PERSONAL:** Gordon was a standout wide receiver for the Shawnee High School Wolves in Shawnee, Okla., being named all-state, District Player of the Year and honorable mention All-America by USA Today. He caught 29 passes for 445 yards and ran for 834 as a senior. Gordon was also one of the state's top wrestlers as a senior, capturing the state title at 178 pounds. He was the titleist at 141 lbs. as a sophomore and finished second at 157 as a junior. Gordon founded a program in San Diego called "Youth Spirit," which provides game tickets to less fortunate children. A native of Shawnee, Okla., he has two sons (Jaili Tanyu Gamnje and Na'im Tariq Gamnje), and also has a sister who lives in Denver. Gordon is single and resides in Shawnee, Okla. He was born Nov. 14 1970, in Shawnee, Okla.

#### GORDON'S PROFESSIONAL RECORD

Year	Club	G	S	UT	A	TT	S-Yds.	I-Yds.	PD	FF	FR
1993	San Diego	16	7	40	1	41	0-0	1-3	5	0	2
1994	San Diego	16	16	75	14	89	0-0	4-32	8	0	3
1995	San Diego	0	0	0	0	0	0-0	0-0	0	0	0
1996	San Diego	16	6	41	6	47	2-7	2-55	7	0	0
<b>CAREER TOTAL</b>		<b>48</b>	<b>29</b>	<b>165</b>	<b>12</b>	<b>177</b>	<b>2-7</b>	<b>7-90</b>	<b>20</b>	<b>0</b>	<b>5</b>

#### PUNT RETURNS

Year	Club	Ret.	Yds.	Avg	LG	TD
1993	San Diego	31	395	12.7	54	0
1994	San Diego	36	475	13.2	90t	2
1996	San Diego	36	537	14.9	81t	1
<b>CAREER TOTAL</b>		<b>103</b>	<b>1,407</b>	<b>13.7</b>	<b>90t</b>	<b>3</b>

**ADDITIONAL STATISTICS:** Special teams tackles — 1993 (5), 1995 (8).

#### GORDON'S PLAYOFF RECORD

Year	Club	G	S	UT	A	TT	S-Yds.	I-Yds.	PD	FF	FR
1994	San Diego	3	3	15	2	17	0-0	0-0	2	0	0
<b>CAREER TOTAL</b>		<b>3</b>	<b>3</b>	<b>15</b>	<b>2</b>	<b>17</b>	<b>0-0</b>	<b>0-0</b>	<b>2</b>	<b>0</b>	<b>0</b>

#### PUNT RETURNS

Year	Club	Ret.	Yds.	Avg	LG	TD
1994	San Diego	6	3	0.5	6	0
<b>CAREER TOTAL</b>		<b>6</b>	<b>3</b>	<b>0.5</b>	<b>6</b>	<b>0</b>



**WILLIE GREEN • WR**  
6-4 • 188 • 8TH YR. • MISSISSIPPI

85

**BORN:** April 2, 1966 in Athens, Ga.  
**HIGH SCHOOL:** Clarke Central High School  
Athens, Ga.

**RESIDES:** Shelby, N.C.  
**ACQUIRED:** Unrestricted Free Agent, 1997  
**PRO YEAR:** 8th • **YEAR WITH BRONCOS:** 1st  
**NFL GAMES PLAYED/STARTED:** 83/52

**W**illie Green, entering his eighth season out of Mississippi, is yet another of the Broncos' key additions for 1997 who is expected to factor greatly into the team's success. A clutch third-down receiver, Green has developed a reputation for making the big play during his first seven years in the league. He has played in 83 professional games and made 52 starts, while also playing in five postseason contests with four starts, including two with the Panthers in 1996. For his career he has caught 202 passes for 3,286 yards and three touchdowns. He had a team-leading 104 receiving yards on 10 catches in the 1996 postseason, including a 10-yarder for Carolina's second touchdown in their NFC Divisional Playoff Game against Dallas. Green has seven 100-yard games in his career, one of which came in the playoffs. He was one of the original Carolina Panthers, signing with the club along with 10 other free agents Dec. 15, 1994. **1996:** Green started 11 of the 15 games in which he played for Carolina, falling one catch short of his



career high set in 1995. For the year he had 46 receptions for 614 yards (13.3 avg.). Green's 20 receptions for 260 yards in third-down situations attest to his ability to make the clutch catch. Green suffered a lower back strain in the second half of the Panthers' 23-7 Week Three victory vs. San Francisco (9/22). He set a franchise single-game record for receptions with nine for 96 yards at Atlanta (11/3) and had four receptions for 35 yards against the Giants (11/10), with three of the receptions coming on third down. Green enjoyed one of the finest performances of his career at San Francisco (12/8) in a pivotal NFC West game that helped put Carolina in position to wrap up its first-ever divisional title two weeks later. He had seven receptions for 157 yards and a touchdown in Carolina's 30-20 victory, their third over the 49ers in four tries. He had five receptions in each of the last two regular season games against Baltimore (12/15) and Pittsburgh (12/22). Green had five catches for 53 yards and a score in the Panthers' 26-17 NFC Divisional Playoff win over Dallas (1/5/97) and had a team-high five catches for 51 yards in the NFC Championship Game at Green Bay (1/12/97). **1995:** Green played in all 16 games in Carolina's inaugural season and made seven starts. He was the team's second-leading receiver with 47 catches for 882 yards (18.8), and his career-best four 100-yard games led the Panthers. His 17.9 yards per catch on third down was tops in the NFL for the season, while his 18.8 yards per catch was first in the NFC and second in the NFL (Chris Sanders, Houston, 23.5). Green also led the Panthers with six touchdowns, including scores from 89 and 60 yards. Though second on the team in receiving, Willie's 882 yards bested the previous NFL record for a player on an expansion team set by Minnesota's Jerry Reichow (859) in 1961. Green was one of the original 10 players signed by the team, of whom only he and guard Matt Campbell (then a tight end) were on the active roster for all of 1995. Green's 157 receiving yards at St. Louis (11/12) set a team single-game mark. His four touchdowns in the fourth quarter were second in the NFC, and his 448 yards on third down placed him third in the NFL. Green set career marks in receptions (47), yards (882), 100-yard games (4), average yards per catch (18.8), third-down conversions (25), third-down yardage (448) and third-down average yards per catch (17.9), while also having the longest touchdown of his career (89 yards). He made starts at Atlanta (9/3), at Buffalo (9/10), vs. St. Louis (9/17), vs. Tampa Bay (10/1), at Chicago (10/8), vs. Atlanta (12/17) and at Washington (12/24). At Atlanta (9/3) he had a game-high 121 yards on seven receptions, including an improbable 44-yard touchdown reception from Frank Reich to force the game into overtime. At New England (10/29) Green gave the Panthers a 17-3 lead when he grabbed a 33-yard touchdown pass from Kerry Collins. His 31-yard reception in the closing seconds of regulation set up a potential game-winning field goal. On the day, he had four catches for 87 yards. At San Francisco (11/5) Green had five receptions, all for third-down conversions, for 58 total yards. At St. Louis (11/12) Green set a personal-best and season-best team mark for yards with 157 on six acrobatic receptions, including a 17-yard touchdown grab. He had his second 100-yard game of the season at New Orleans when he hauled in four passes for 105 yards, including a 60-yard touchdown in the second quarter. Mark Carrier's 132 yards the same day made it the first time two Panther receivers posted 100-yard outings in the same contest. Versus Atlanta (12/17) Green had a game-high 147 yards receiving on four catches, including an 89-yard game-winning touchdown, the Panthers' longest scoring play of the season and the third-longest offensive touchdown in the NFL in 1995. He signed as a free agent Dec. 15, 1994. **1994:** Willie signed with Tampa Bay as a free agent in July. He had nine receptions for 150 yards (16.7) and no touchdowns in five games. He was inactive at Atlanta (10/9) before his release October 11. Green signed with the Panthers as one of the team's first 10 players Dec. 15. **1993:** Green led Detroit in average yards per catch with a 16.5 mark and started in six of the Lions' 16 contests. He posted the fourth regular-season 100-yard game of his career vs. Phoenix (9/26) with a 102-yard effort, and led the Lions with three catches for 88 yards versus Tampa Bay (10/3). He had touchdown receptions at Green Bay (11/21) and Phoenix

(12/12). Versus Green Bay (1/8/94) in the playoffs he had two catches for 33 yards. **1992:** Willie played in 15 games with 13 starts and led the Lions with five touchdown receptions. At Chicago (9/6) he had 114 yards on five receptions, including a touchdown. After touchdown catches at Minnesota (9/13) and Washington (9/20) he posted 115 yards on six receptions at Pittsburgh (11/15), including a 73-yard touchdown. **1991:** Green played in all 16 games for Detroit, starting 15 and tallying 39 receptions for 592 yards and seven touchdowns. His first NFL start came versus Washington (9/1) when he posted one reception for 16 yards. His first NFL touchdown came the next week versus Green Bay (9/8) on a 12-yard reception from Erik Kramer. That catch began a five-game stretch in which he had a touchdown reception in each contest, ending with a seven-reception, 73-yard performance with a touchdown vs. Minnesota (10/6). Green added his sixth score versus Dallas (10/27) and a seventh versus the Jets (12/8). In the NFC Divisional Playoff versus Dallas (1/5/92) Green had eight catches for 115 yards and two touchdowns. In the NFC Championship (1/12/92) he had four receptions for 54 yards and the Lions' only score in a loss to the Redskins. **1990:** An eighth-round draft choice of the Lions (194th overall), Green spent the season on injured reserve with a shoulder injury but practiced as part of the developmental squad for the second half of the season.

**COLLEGE:** Green ranks second all-time at Mississippi in receptions (127) and touchdown receptions (22), and set an Ole Miss record with at least one reception in 36 consecutive games. A four-time letterwinner, Green was named second-team All-SEC by the Associated Press and earned All-America honorable mention by *The Sporting News* his senior year (1989) on the strength of 41 catches for 826 yards and three touchdowns. His junior season (1988) Green led the team in receiving with 38 catches for 648 yards and four touchdowns. Starting six games as a sophomore (1987) he posted a team-high 588 yards. As a freshman (1986) he was selected to the *Football News* Freshman All-America team with 13 receptions for 122 yards and two touchdowns.

**PERSONAL:** Willie lettered twice in football and baseball at Clarke Central High School in Athens, Ga., before transferring to Tennessee Military Academy his senior year to post school records with 92 receptions for 1,875 yards and 17 touchdowns. Broncos' linebackers coach Frank Bush also attended Clarke Central. While at Mississippi, Willie helped found a chapter of the Big Brothers/Big Sisters program. A frequent contributor to the community, Willie developed and sponsored an essay contest for 4-8th graders through the Charlotte-Mecklenburg (N.C.) Recreation Department, giving student winners tickets to home games. Willie Aaron Green was born April 2, 1966 in Athens, Ga. He is single and resides in Shelby, N.C.

#### GREEN'S PROFESSIONAL RECORD

Year	Club	RECEIVING					
		G	S	No.	Yds.	Avg.	LG
1990	Detroit						
1991	Detroit	16	15	39	592	15.2	73t
1992	Detroit	15	13	33	586	17.8	73t
1993	Detroit	16	6	28	462	16.5	47
1994	Tampa Bay	5	0	9	150	16.7	28
1995	Carolina	16	7	47	882	18.8	89t
1996	Carolina	15	11	46	614	13.3	50
<b>CAREER TOTAL</b>		<b>83</b>	<b>52</b>	<b>202</b>	<b>3,286</b>	<b>16.3</b>	<b>89t</b>

#### GREEN'S PLAYOFF STATISTICS

Year	Club	RECEIVING					
		G	S	No.	Yds.	Avg.	LG
1991	Detroit	2	2	12	169	14.0	31t
1993	Detroit	1	0	2	33	16.5	21
1996	Carolina	2	2	10	104	10.4	22
<b>PLAYOFF TOTAL</b>		<b>5</b>	<b>4</b>	<b>24</b>	<b>306</b>	<b>12.8</b>	<b>31t</b>

#### GREEN'S SINGLE-GAME HIGHS

(Postseason in parenthesis)

**Most receptions** - 9 at Atlanta, 10/3/96 (8 at Dallas, 1/5/92). **Most receiving yardage** - 157 twice, most recently at San Francisco, 12/8/96 (115 yards at Dallas, 1/5/92). **Longest reception** - 89 yards (TD) vs. Atlanta, 12/17/95 (31 yards, TD, at Dallas, 1/5/92). **Most touchdowns receiving** - 2 at Houston, 11/24/96 (2 vs. Dallas, 1/5/92).

## GREEN'S 100-YARD RECEIVING GAMES

DATE • OPPONENT	REC.	YDS.	AVG.	LG	TD
Dec. 8, 1996 - at San Francisco	6	157	26.2	50	1
Dec. 17, 1995 - vs. Atlanta	4	147	36.8	89t	1
Nov. 26, 1995 - at New Orleans	4	105	26.3	60t	1
Nov. 12, 1995 - at St. Louis	6	157	26.2	46	1
Sept. 3, 1995 - at Atlanta	7	121	17.3	44t	1
Sept. 26, 1993 - vs. Phoenix	3	102	34.0	47	0
Nov. 15, 1992 - at Pittsburgh	6	115	19.2	73t	1
Sept. 6, 1992 - at Chicago	5	114	22.8	-	1
Jan. 5, 1992 - vs. Dallas	8	115	14.4	-	2

## HOWARD GRIFFITH • FB

6-0 • 240 • 5TH YR. • ILLINOIS

BORN: November 17, 1967 in Chicago, Ill.  
HIGH SCHOOL: Percy Julian High School  
Chicago, Ill.

RESIDES: Chicago, Ill.

ACQUIRED: Unrestricted Free Agent, 1997

PRO YEAR: 5th • YEAR WITH BRONCOS: 1st

NFL GAMES PLAYED/STARTED: 62/31



Howard Griffith, a versatile runner who can play both the halfback and fullback positions, was signed by the Broncos Feb. 18, 1997 as an unrestricted free agent from Carolina. His greatest assets are his hard-nose running style, strong blocking skills and capability as a receiver — all factors that should help him become an integral part of the Broncos' offense in 1997. Griffith, entering his fifth season out of Illinois, has played in 62 professional games, including 31 starts. He has also played in and started two postseason contests, both with the Panthers in 1996. For his career, he has 234 yards rushing on 86 carries with two touchdowns, and 54 receptions for 399 yards and three touchdowns. 1996: Griffith started 14 of 16 games for Carolina, with his only two non-starts coming in games where the Panthers opened in a three-receiver formation (12/1 at San Francisco and 11/17 at St. Louis). For the season he rushed 12 times for seven yards (0.6) with one touchdown and set career highs for both receptions (27) and receiving yards (223) and scored one receiving touchdown. Perhaps his greatest contribution, however, was the devastating blocking he provided for tailback Anthony Johnson who logged 1,120 yards on the year. Griffith had 36 yards receiving on four catches vs. the NY Giants (11/10), including a touchdown reception, and added a touchdown run three weeks later vs. Tampa Bay (12/1) for his two scores on the year. He also had 24 receiving yards on five catches in the 1996 postseason, including Carolina's only touchdown of the NFC Championship Game at Green Bay (1/12/97) on a three-yard reception. On the day he had four catches for 23 yards against the Packers. The previous week against Dallas in an NFC Divisional Playoff Game he had one reception for one yard. 1995: Griffith set career highs in rushing yards and attempts with 197 yards on 65 carries while highlighting his ability as a blocker and serving as an important part of the Panthers offense. After serving as a reserve for the first five games of the year, Howard took over full-time starting duties versus the Jets (10/15), gaining five yards on three carries and hauling in two catches for 14 yards. Versus New Orleans (10/22) Griffith became the first Panther to score two touchdowns in a game, scoring on a two-yard run and a one-yard reception from Kerry Collins. At New England (10/29) Griffith aided in Derrick Moore's 119-yard rushing day with key blocks while adding three carries for 11 yards and a reception for 15 yards. At the Rams (11/12) he led the team with 13 carries for 46 yards and two catches for five yards. Versus Arizona (11/19), in a start at RB, he had the best rushing performance of his career with a team-leading 88 yards on 25 carries and was part of a running game that amassed a team-high 180 yards rushing. At New Orleans (11/26), he started at running back before spraining his right ankle in the first quarter. After a week inactive versus Indianapolis (12/3) he saw brief time versus San Francisco (12/10) but did not record a carry. Griffith was selected in the eighth round (16th overall)

of the expansion draft from the Los Angeles Rams on February 15, 1995. 1994: Griffith started 10 games at fullback for the Los Angeles Rams, where he helped clear the way for All-Pro Jerome Bettis, who rushed for more than 1,000 yards for the second consecutive season. A capable receiver, Howard caught 16 passes, including his first career touchdown in a game versus the Denver Broncos (11/6), a three-yard pass from Chris Chandler that gave the Rams a 27-21 victory. His nine rushes for 30 yards were the first of his career. 1993: Griffith signed as a free agent with the Rams, for whom he contributed on special teams, returning eight kickoffs for 169 yards (21.1), second-best on the squad. 1992: Griffith signed on the Chargers practice squad October 23 where he remained for the rest of the season. 1991: Drafted by the Indianapolis Colts in the ninth round (237th overall), Griffith was waived in training camp and was signed to the Bills practice squad where he was a part of Buffalo's 1991 AFC Championship.

COLLEGE: Howard finished his career at Illinois with school records for career touchdowns (33), touchdowns in a season (15) and single-game rushing yards (263), among others. During his senior season (1990) Howard set an NCAA record with eight touchdowns versus Southern Illinois. As a junior (1989) he ranked second on the team with 39 catches for 287 yards and earned *Sporting News* All-America honorable mention.

PERSONAL: An all-conference running back at Percy Julian High School in Chicago, Ill., Griffith also lettered three years in baseball. He is an avid Sega video game player, particularly in Madden Football. Howard and his wife, Kim, make their home in Chicago. Howard Thomas Griffith was born Nov. 17, 1967 in Chicago.

## GRIFFITH'S PROFESSIONAL RECORD

Year	Club	G	S	No.	RUSHING				No.	RECEIVING			
					Yds.	Avg.	LG	TD		Yds.	Avg.	LG	TD
1991	Buffalo												
1992	San Diego												
1993	L.A. Rams	15	0	0	0	0.0	0	0	0	0	0.0	—	0
1994	L.A. Rams	16	10	9	30	3.3	0	0	16	113	7.1	13	1
1995	Carolina	15	7	65	197	3.0	15	1	11	63	5.7	15	1
1996	Carolina	16	14	12	7	0.6	3	1	27	229	8.3	21	1
CAREER TOTAL		62	31	86	234	2.7	15	2	54	405	7.5	21	3

ADDITIONAL STATISTICS: Griffith has returned 10 kickoffs for 204 yards (20.4) during his career, with a long of 29. (1993: 8-169, 21.1, 29LG / 1994: 2-35, 17.5, 21LG)

## GRIFFITH'S PLAYOFF RECORD

Year	Club	G	S	No.	RUSHING				No.	RECEIVING			
					Yds.	Avg.	LG	TD		Yds.	Avg.	LG	TD
1996	Carolina	2	2	0	0	0.0	—	0	5	24	4.8	9	1
CAREER TOTAL		2	2	0	0	0.0	—	0	5	24	4.8	9	1

## GRIFFITH'S SINGLE-GAME HIGHS

(Postseason in parenthesis)

Most rushes — 25 vs. Arizona, 11/19/95. Most rushing yards — 88 vs. Arizona, 11/19/95. Longest rush — 15 yards vs. Arizona, 11/19/95. Most Rushing Touchdowns — 1 twice, most recently vs. Tampa Bay, 12/1/96. Most receptions — 6 at San Diego, 11/27/94 (4 at Green Bay, 1/12/97). Most receiving yards — 41 at San Diego 11/27/94 (23 at Green Bay, 1/12/97). Longest reception — 21 yards at Philadelphia, 10/27/96 (9 at Green Bay, 1/12/97). Most Receiving Touchdowns — 1 three times, most recently vs. N.Y. Giants, 11/10/96 (1 at Green Bay, 1/12/97). Most total yards — 88 (88 rushing/0 receiving) vs. Arizona, 11/19/95 (23 (0 rushing/23 receiving) at Green Bay, 1/12/97).



## BRIAN HABIB • G

6-7 • 299 • 10TH YR. • WASHINGTON

BORN: December 2, 1964 in Ellensburg, Wash.  
HIGH SCHOOL: Ellensburg High School  
Ellensburg, Wash.

RESIDES: Woodinville, Wash.

ACQUIRED: Unrestricted Free Agent, 1993

PRO YEAR: 10th • YEAR WITH BRONCOS: 5th

NFL GAMES PLAYED/STARTED: 128/87

Brian Habib returns at right guard on an offensive line that paved the way for the NFL's No. 1 rushing attack in 1996, the most productive in franchise history. He enters his 10th season in the NFL having started 79 of his last 80 games, including all 64 since joining the





Broncos in 1993. Habib spent the first five seasons of his career (1988-92) with Minnesota before signing with the Broncos prior to the '93 season. He was selected by the Vikings in the 10th round of the 1998 draft (264th overall) out of Washington. **1996:** Habib started all 16 regular season games at right guard for the fourth straight season and played a key role on a unit that cleared the way for the AFC's leading rusher (Terrell Davis, 1,538 yards) and allowed just 31 sacks. On Nov. 4 at Oakland, Habib started at right guard and played the whole game despite suffering from hip and calf injuries he had sustained the previous week against Kansas City. In Denver's AFC Divisional Playoff vs. Jacksonville (1/4/97), Habib started at right guard. **1995:** Habib started all 16 games for the Broncos at right guard, the same position at which he started all 16 games the previous two seasons. He helped to spearhead the Broncos' most impressive offensive showing in team history, while reducing the number of sacks by 29 from the previous season. **1994:** Habib started all 16 games at right guard for the second consecutive season. Though he did not miss a start, he had to leave the Seattle game (11/13) early with a right calf strain. **1993:** Habib spent his first year as a Bronco entrenched at right guard where he started all 16 games. His solid play helped propel John Elway to his finest statistical year as a pro. He was a key part of the offensive line's success in the last two games versus the Raiders. In those two matchups, the offensive line allowed only one sack in 90 passing attempts. **1992:** Habib started at right guard in 15 of the 16 regular season games for Minnesota in 1992, and also started in the Vikings playoff game against the Washington Redskins (1/2/93). **1991:** Habib started in eight of the 16 games in 1991, seeing action at both the guard and tackle positions. **1990:** Habib played a back-up role at offensive tackle and continued his play on special teams. **1989:** Habib played on special teams in all 16 regular season games and saw action in the playoffs. **1988:** Habib was drafted as a defensive lineman in the 10th round by the Vikings in 1988 (264th overall). He spent the entire 1988 regular season on injured reserve after injuring his right shoulder vs. Miami (8/26/88), but was activated for the Vikings' two playoff games. Midway through that season he was moved to the offensive side of the ball because of the Vikings' lack of depth on the offensive line.

**COLLEGE:** Habib had a productive senior season as a co-captain for the University of Washington in 1987. He improved on his junior year totals by racking up 70 tackles, two sacks, seven tackles-for-loss, and two fumbles. In 1986 he finished the season with 64 tackles, one sack and three tackles-for-loss, which made him an All-Pac-10 honorable mention selection.

**PERSONAL:** Brian and his wife Shannon make their home in Woodinville, Wash., with their daughter Kaitlin Alexandra (4/30/93) and son Cole (10/24/95). They are expecting their third child in October '97. Brian was a four-sport athlete at Ellensburg (Wash.) High School, starring in football, basketball, powerlifting and swimming, in which he was a state record-holder. He holds a real estate license and is working toward certification for health and life insurance. Brian Richard Habib was born Dec. 2, 1964 in Ellensburg, Wash.

#### HABIB'S PROFESSIONAL RECORD

Year	Club	Games	Starts
1988	Minnesota	0	0
1989	Minnesota	16	0
1990	Minnesota	16	0
1991	Minnesota	16	8
1992	Minnesota	16	15
1993	Denver	16	16
1994	Denver	16	16
1995	Denver	16	16
1996	Denver	16	16
<b>CAREER TOTAL</b>		<b>128</b>	<b>87</b>

#### HABIB'S PLAYOFF RECORD

Year	Club	Games	Starts
1989	Minnesota	1	0
1992	Minnesota	1	1
1993	Denver	1	1
1996	Denver	1	1
<b>CAREER TOTAL</b>		<b>4</b>	<b>3</b>



#### HARALD HASSELBACH • DE

6-6 • 280 • 4TH YR. • WASHINGTON

96

**BORN:** September 22, 1967 in Amsterdam, Holland  
**HIGH SCHOOL:** South Delta High School  
 Vancouver, British Columbia

**RESIDES:** Aurora, Colo.

**ACQUIRED:** Free Agent, 1994

**PRO YEAR:** 4th • **YEAR WITH BRONCOS:** 4th  
**NFL GAMES PLAYED/STARTED:** 48/20

**H**arald Hasselbach continues to be an important component in the Broncos' defensive line rotation and figures to be a key member once again in 1997. In his three years with the Broncos he has played in 48 games, with 20 starts, after making the jump from the CFL's Calgary Stampeders in 1994. In that time he has amassed 114 tackles (76 solo), including eight sacks (-52), knocked down five passes, forced three fumbles and recovered three. **1996:** Hasselbach played in all 16 regular season games and started one at left defensive end (at Green Bay, 12/8). For the season he recorded 17 tackles (14 solo) — two of which were sacks (-20) — as well as two passes defended and two forced fumbles as a key contributor on Denver's defensive line rotation. On opening day vs. the Jets (9/1) Hasselbach had two solo tackles and one sack in Denver's 31-6 victory. He added another sack the following week in Denver's 30-20 win at Seattle (9/8). He had a season-high four tackles (two solo) in Denver's 34-7 victory vs. Kansas City (10/27), and added two tackles (one solo) at Green Bay (12/8) in his only start of the season. In Denver's AFC Divisional Playoff vs. Jacksonville (1/4/97) Hasselbach saw action on the defensive line and made one solo tackle. **1995:** Hasselbach saw action in all 16 games and made 10 starts in place of the injured Dan Williams (knee), finishing the season with 31 tackles (22 solo), four sacks, two passes defended and four fumble recoveries. He took over the starting left defensive end position at Seattle (10/1), and continued to start at New England (10/8), versus Oakland (10/16) and versus Kansas City (10/22). After returning to his backup role for two games, Hasselbach returned to the starting lineup against San Diego (11/19) when Williams suffered another knee injury. His four sacks on the season came at Seattle (10/1), vs. Kansas City (10/22), vs. San Diego (11/19) and at Oakland (12/24), a game in which he posted his highest tackle total of the year (6; 4 solo). **1994:** Hasselbach turned some heads after spending the previous four seasons with the Calgary Stampeders of the Canadian Football League. He played in all 16 games, including the final nine in a starting role at defensive right tackle. For the season Hasselbach accounted for 66 total tackles (40 solo), two sacks for 13 yards lost, one pass defended and one forced fumble. He was given his first start against Cleveland (10/30) and responded with five total tackles (2 solo), then posted his best numbers of the season the following week with 10 tackles (3 solo) against the Rams (11/6). Hasselbach went on to start the final nine games of the season and recorded his first NFL sack against Cincinnati (11/27). His impressive play allowed the team to rest previous starter Dan Williams who was slowed by injury. Hasselbach was an instant hit in training camp, then progressed slowly during the regular season before jumping into the starting lineup. **1990-93:** Hasselbach spent four seasons with the Calgary Stampeders of the CFL, emerging as one of the league's top defensive stars. He posted four-year career totals of 72 tackles and 14 sacks, seven of which came in his final season, 1993.

**COLLEGE:** Hasselbach lettered one season (1989) at the University of Washington as a reserve defensive lineman for a Husky team that defeated Florida 34-7 in the 1989 Freedom Bowl. He made four solo tackles during his senior season (1989), his second consecutive as a backup to All-American and current San Francisco 49ers defensive end Dennis Brown. Hasselbach redshirted in 1985 and spent the next three seasons as a non-letterman squad member with great physical attributes and potential.

**PERSONAL:** A native of Amsterdam, Holland, Hasselbach has also lived in Suriname, Indonesia, Kenya and Canada. He is fluent in Dutch and has also spoken French, German, Japanese, Swahili and Indonesian. His father is a retired agronomist whose job took the family all around the world before settling in British Columbia. Hasselbach grew up playing soccer, cricket, rugby and field hockey as well swimming, and did not begin to play football until his final two years at South Delta High School in Tsawassen, B.C., where he was a two-year letterman offensive and defensive tackle. He was named to the Fraser Valley All-Star team and was an All-British Columbia choice. Harald, his wife Aundrea and their son, Terran, make their home in Littleton, Colo.

#### HASSELBACH'S PROFESSIONAL RECORD

Year	Club	G	S	UT	A	TT	S-Yds.	I-Yds.	PD	FF	FR
1994	Denver	16	9	40	26	66	2-13	0-0	1	1	0
1995	Denver	16	10	22	9	31	4-23	0-0	2	0	4
1996	Denver	16	1	14	3	17	2-16	0-0	2	2	0
<b>CAREER TOTAL</b>		<b>48</b>	<b>20</b>	<b>76</b>	<b>38</b>	<b>114</b>	<b>8-52</b>	<b>0-0</b>	<b>5</b>	<b>3</b>	<b>4</b>

#### HASSELBACH'S PLAYOFF RECORD

Year	Club	G	S	UT	A	TT	S-Yds.	I-Yds.	PD	FF	FR
1996	Denver	1	0	1	0	1	0-0	0-0	0	0	0
<b>CAREER TOTAL</b>		<b>1</b>	<b>0</b>	<b>1</b>	<b>0</b>	<b>1</b>	<b>0-0</b>	<b>0-0</b>	<b>0</b>	<b>0</b>	<b>0</b>



### VAUGHN HEBRON • RB

5-8 • 195 • 5TH YR. • VIRGINIA TECH

**BORN:** October 7, 1970 in Baltimore, Md.

**HIGH SCHOOL:** Cardinal Gibbons High School  
Baltimore, Md.

**RESIDES:** Philadelphia, Pa.

**ACQUIRED:** Free Agent, 1996

**PRO YEAR:** 5th • **YEAR WITH BRONCOS:** 2nd  
**NFL GAMES PLAYED/STARTED:** 48/6

22

Vaughn Hebrón came to the Broncos just before the start of the 1996 regular season to serve as a backup to Terrell Davis, but blossomed into one of the most dangerous kick returners in the NFL. Hebrón, acquired Aug. 28, 1996, was a valuable addition both on offense and special teams throughout the '96 regular season, finishing third in the AFC (7th NFL) in kick return average (24.4). In his three-year career, Hebrón has returned 69 kicks for 1,577 yards (22.9) with a long of 59, carried the ball 215 times for 884 yards (4.1) with a long of 47 and five touchdowns and caught 36 passes for 262 yards (7.3) with a long of 29. He was originally signed by the Eagles as a rookie free agent out of Virginia Tech in 1993 and opened some eyes in his first two seasons with his elusive running style and sure hands as a receiver. He then missed the entire '95 season with a knee injury and was attempting a comeback with Philadelphia in '96 before being cut at the end of training camp, clearing the way for his acquisition by the Broncos. **1996:** Hebrón played in all 16 games, primarily on special teams as the No. 1 kick returner for the Broncos after being signed as a free agent Aug. 28. He returned 45 kickoffs for 1,099 yards (24.4) with a long of 59, and rushed 49 times for 262 yards (5.3) with a career-best long of 47 vs. Kansas City (10/27). He also caught seven passes for 43 yards (6.1) with a long of 11. Hebrón's 59-yard kickoff return vs. Seattle (12/1) was the longest of his career, and his 24.4-yard kickoff return average ranked third in the AFC (7th NFL). Hebrón had the best rushing day of his career vs. Kansas City (10/27), compiling 73 yards on seven carries, including a career-best 47-yarder in the fourth-quarter of the Broncos' 34-7 domination of the Chiefs. He also had two special teams tackles on the year, according to unofficial press box statistics. In the season-opener vs. the N.Y. Jets (9/1) Hebrón rushed seven times for 39 yards (5.6) in his first game as a Bronco, highlighted by a 23-yard fourth-quarter jaunt. He also contributed on special teams, returning a kickoff 12 yards. In week two

at Seattle (9/8) he returned four kickoffs for 84 yards (21.0), including a long return of 40 yards, the longest of his career. On Sept. 15 vs. Tampa Bay, Hebrón carried the ball twice for one yard, returned two kickoffs for 58 yards with a long of 35 and caught two passes for 14 yards. He handled the No. 1 tailback duties for all of the second quarter while Terrell Davis was out of the game with migraine headache symptoms. In Denver's 34-7 division-clinching win versus Seattle (12/1), Hebrón had a fine all-around day, totaling 100 yards on just two kickoff returns — including a career-best 59-yarder on the opening kickoff — and rushed eight times for 60 yards with a long of 27. In the season-finale at San Diego (12/22) Hebrón averaged 26.3 yards on four kickoff returns (105 total) with a long of 44. He also rushed six times for nine yards and caught three passes for 13 yards. In Denver's AFC Divisional Playoff vs. Jacksonville (1/4/97) Hebrón rushed twice for five yards with a long of four and one touchdown, and returned three kickoffs for 85 yards with a long of 38. He replaced Terrell Davis for several plays in the first quarter after Davis sprained his medial collateral ligament, and scored on a one-yard run to put Denver ahead 6-0. **1995:** Hebrón missed the entire season after suffering a torn anterior cruciate ligament in training camp. He was placed on injured reserve Aug. 22, and underwent surgery Sept. 11. **1994:** Hebrón played in all 16 games and made two starts in his second season with Philadelphia. He was the Eagles' third-leading rusher with 325 yards and two touchdowns on 82 carries (4.0), and added 18 receptions for 137 more yards (7.6) with a long of 29. Hebrón made his first start of the season vs. Cleveland (11/13) and responded with career highs of six catches and 93 yards of total offense, including a 15-yard touchdown run. He then started the season finale at Cincinnati (12/24) and led the team with 58 rushing yards. Hebrón did not see backfield action in games 11-14 due to a sprained ankle. **1993:** Hebrón finished his first preseason as the club's leading rusher with 234 yards and one touchdown on 34 carries (7.0), and in the regular season went on to lead the team in rushing touchdowns (3) and rank third in rushing yards (297). He had a game-high 66 yards rushing, including a five-yard TD after a 33-yard jaunt earlier on the drive, in his first NFL game vs. Arizona. Hebrón earned his first starting assignments in games 11-13, and in that span had two key runs against Washington. The first was a one-yard TD jaunt, and the other a 16-yard tackle-breaking jaunt to the Washington 3-yard line on the game-winning fourth-quarter drive. He was acquired by the Eagles as a rookie free agent.

**COLLEGE:** Hebrón finished sixth on Virginia Tech's all-time rushing charts with 2,327 yards and 15th on the school's all-time receptions list with 60 (first among running backs). As a senior, injuries forced him to miss four games but he still led the Hokies in rushing with 579 yards, and saw action as a kickoff returner, posting a 19.2-yard average on six returns. Hebrón majored in housing, interior design and resource management.

**PERSONAL:** A native of Baltimore, Hebrón earned All-America honors at Cardinal Gibbons High School where, in addition to school marks for career rushing yards (3,003) and touchdowns (62), he also holds track records in the 100 & 200 meters and long jump. Vaughn Harden Hebrón was born Oct. 7, 1970 in Baltimore.

#### HEBRON'S PROFESSIONAL RECORD

Year	Club	G	S	RUSHING					LG	TD	RECEIVING					LG	TD
				No.	Yds.	Avg.					No.	Yds.	Avg.				
1993	Phila.	16	4	84	297	3.5	33	3	11	82	7.4	12	0				
1994	Phila.	16	2	82	325	4.0	19	2	18	137	7.6	29	0				
1995	Phila.	INJURED RESERVE — KNEE															
1996	Denver	16	0	49	262	5.3	47	0	7	43	6.1	11	0				
<b>CAREER TOTAL</b>		<b>48</b>	<b>6</b>	<b>215</b>	<b>884</b>	<b>4.1</b>	<b>47</b>	<b>5</b>	<b>36</b>	<b>262</b>	<b>7.3</b>	<b>29</b>	<b>0</b>				

#### KICKOFF RETURNS

Year	Club	No.	Yds.	Avg.	LG	TD
1993	Phila.	3	35	11.6	13	0
1994	Phila.	21	443	21.1	33	0
1995	Phila.	INJURED RESERVE — KNEE				
1996	Denver	45	1,099	24.4	59	0
<b>CAREER TOTAL</b>		<b>69</b>	<b>1,557</b>	<b>22.9</b>	<b>59</b>	<b>0</b>



## HEBRON'S PLAYOFF RECORD

Year	Club	G	S	RUSHING				KICKOFF RETURNS			
				No.	Yds.	Avg.	LG	TD	No.	Yds.	Avg.
1996	Denver	1	0	2	5	2.5	4	1	3	85	28.3
CAREER TOTAL		1	0	2	5	2.5	4	1	3	85	28.3

## HEBRON'S SINGLE-GAME HIGHS

(Postseason in parenthesis)

**Most rushes** — 16 at Cincinnati, 12/24/94 (2 vs. Jacksonville, 1/4/97). **Most rushing yards** — 73 vs. Kansas City, 10/27/96 (5 vs. Jacksonville, 1/4/97). **Longest rush** — 47 yards vs. Kansas City, 10/27/96 (4 vs. Jacksonville, 1/4/97). **Most receptions** — 6 vs. Cleveland, 11/13/94 (none). **Most receiving yards** — 54 vs. Cleveland, 11/13/94 (none). **Longest reception** — 29 yards vs. Cleveland, 11/13/94 (none).



## RANDY HILLIARD • CB

5-11 • 165 • 8TH YR. • NORTHWESTERN (LA.) ST.

BORN: February 6, 1967 in New Orleans, La.

HIGH SCHOOL: East Jefferson High School  
Metairie, La.

RESIDES: New Orleans, La.

ACQUIRED: Unrestricted Free Agent, 1994

PRO YEAR: 8th • YEAR WITH BRONCOS: 4th

NFL GAMES PLAYED/STARTED: 97/26

21

Randy Hilliard enters his eighth NFL season — and fourth with the Broncos — as one of the key ingredients in the Broncos' defensive plans for 1997 after another successful campaign in '96. Hilliard, who has filled in very effectively on numerous occasions as a starter, continues to show improvement in his game with each passing season. For his career he has tallied 230 tackles (174 solo), three sacks (-22) and four interceptions (81 yds. in returns), with 49 passes defended, five forced fumbles and two fumble recoveries. **1996:** Hilliard played in 13 of the 16 regular season games on defense and special teams, and made three starts (at Oakland, 11/4; vs. Chicago, 11/10 and at San Diego, 12/22). The first two starts were at right cornerback in place of Lionel Washington (knee) and the third was at left corner in place of Ray Crockett (knee). He was inactive for the New England (11/17), Minnesota (11/24) and Green Bay (12/8) games because of a fractured rib and a cracked rib suffered against Chicago (11/10). For the season he made 30 tackles (26 solo) and knocked down five passes, while adding seven more tackles on special teams according to unofficial press box statistics. Hilliard was the nickel back for the first seven games. On opening day against the Jets (9/1) he had five tackles (four solo), and two passes defended in the Broncos' 31-6 victory. The following week at Seattle, Hilliard had four stops (all solo) and two special teams tackles. He made his first start of the year at Oakland (11/4) in a Monday Night contest and made three tackles (two solo). The following week vs. Chicago (11/10), Hilliard had his best game of the season, registering five solo tackles and his only interception of the year, which he returned 27 yards. He also had one pass break up against the Bears in Denver's gut-wrenching 17-12 victory. During the game he fractured a rib and cracked another rib, forcing him to miss the next two games. In the regular season finale at San Diego (12/22) he started in place of Ray Crockett and had one solo stop and one pass defended. In Denver's AFC Divisional Playoff vs. Jacksonville (1/4/97) Hilliard handled the nickel back duties, making one solo tackle, and contributed two tackles on special teams. **1995:** Hilliard played in 12 of 16 games as a nickel back and special teams player. For the season he recorded 20 tackles (15 solo), with four passes defended and a forced fumble on defense, and contributed 10 more tackles on special teams. He missed the Arizona game (11/5) with a groin injury and the San Diego (11/19), Houston (11/26) and Jacksonville (12/3) games with cartilage damage in his right knee, suffered at Philadelphia (11/12). Hilliard returned from the knee injury against Seattle (12/10). He enjoyed one of his finest games on

Monday Night Football against Oakland (10/16) finishing with three solo tackles, one pass defended, one forced fumble and one special teams tackle. His highest tackle total came at New England (10/8) when he posted four solos on defense and two more on special teams. **1994:** Hilliard joined the Broncos as an unrestricted free agent in the offseason after four years with the Cleveland Browns. He used the momentum of an outstanding preseason to move up the depth chart and play in 15 games, making four starts. He finished the season with 51 tackles (46 solo), tied for the team lead in interceptions with two (for eight yards in returns), had 14 passes defended and forced two fumbles. Hilliard made his first start at Seattle (10/9) in place of injured right cornerback Ray Crockett and responded with five tackles (4 solo), two passes defended and his first interception of the year, which he returned for eight yards. He posted his best tackle numbers of the season in a start the following week against Kansas City (10/17) in a Monday Night game, recording 14 total (11 solo). Hilliard missed the Cleveland contest (10/30) with an injured hamstring but returned to start the next two games on the left side in place of Ben Smith, at the L.A. Rams (11/6) and against Seattle (11/13). He recorded his second interception of the season and had three passes defended in the Rams game, and followed that with a 10-solo tackle performance against Seattle. **1993:** Hilliard played in 12 games for the Browns and started five, recording 41 total tackles, including 26 solo and 15 assists. Hilliard knocked down 10 passes, fourth-best among Cleveland defenders, and had one interception that he returned 54 yards. He was a valuable special teams performer, in addition to his defensive backfield duties. **1992:** Hilliard had 27 tackles, seven passes defended, forced one fumble and recovered another for the Browns, as he played in every game and started four. He started in the six-DB alignment vs. Houston (12/20) and recorded six stops, including an 11-yard quarterback sack, forced a fumble which he also recovered. **1991:** Hilliard started 10 of 14 games and recorded 59 tackles, with two sacks, nine passes defended, one interception, and a fumble recovery. He started at right cornerback for the final six games. He posted his first career interception to thwart a Patriots' drive in a Cleveland win over New England. **1990:** Hilliard's rookie season was spent mostly on special teams, making five tackles on kick coverage and two more in the Cleveland secondary. Hilliard was the Browns' sixth round selection in the 1990 draft.

**COLLEGE:** Hilliard returned three of his 10 career interceptions for touchdowns, earning first-team All-Southland Conference and second-team All-American honors as a senior at Northwestern Louisiana. He was honorable mention All-Conference as a junior and second-team All-Southland as a sophomore. His longest touchdown run was on a 73-yard interception return as a freshman.

**PERSONAL:** Randy and his wife, Lynette, make their home in New Orleans, La. He was a three-time all-district choice at East Jefferson High School in Metairie, La., where he won MVP honors as a senior. Randy also lettered in track as a prep athlete. A journalism major at Northwestern Louisiana, Randy hopes to get into broadcasting after his playing career.

## HILLIARD'S PROFESSIONAL RECORD

Year	Club	G	S	UT	A	TT	S-Yds.	I-Yds.	PD	FF	FR
1990	Cleveland	15	0	2	0	2	0-0	0-0	0	0	0
1991	Cleveland	14	10	44	15	59	2-11	1-19	9	1	1
1992	Cleveland	16	4	14	13	27	1-11	0-0	7	1	1
1993	Cleveland	12	5	26	15	41	0-0	1-54	10	0	0
1994	Denver	15	4	46	5	51	0-0	2-8	14	2	0
1995	Denver	12	0	16	4	20	0-0	0-0	4	1	0
1996	Denver	13	3	26	4	30	0-0	0-0	5	0	0
CAREER TOTAL		97	26	174	56	230	3-22	4-81	49	5	2

## HILLIARD'S PLAYOFF RECORD

Year	Club	G	S	UT	A	TT	S-Yds.	I-Yds.	PD	FF	FR
1996	Denver	1	0	1	0	1	0-0	0-0	0	0	0
CAREER TOTAL		1	0	1	0	1	0-0	0-0	0	0	0

ADDITIONAL STATISTICS: Special teams tackles — 1996 (2).



**TORY JAMES • CB**  
6-1 • 188 • 2ND YR. • LOUISIANA ST.

20

**BORN:** May 18, 1973 in New Orleans, La.  
**HIGH SCHOOL:** Archbishop Shaw High School  
Marrero, La.

**RESIDES:** New Orleans, La.  
**ACQUIRED:** Draft #2 (44th overall), 1996  
**PRO YEAR:** 2nd • **YEAR WITH BRONCOS:** 2nd  
**NFL GAMES PLAYED/STARTED:** 16/2

**T**ory James proved as the 1996 season progressed that the Broncos made a wise choice for the future with the 44th pick of the '96 NFL Draft, as he showed signs of becoming a dominating force at the cornerback position for years to come. He is expected to compete for the starting right cornerback slot this season after a rookie campaign in which he proved his knack for making the big play for a Broncos defense that ranked fourth in the NFL. **1996:** James saw action in the secondary and on special teams in all 16 regular season games and made two starts (at New England, 11/17; at Minnesota, 11/24) at right cornerback in place of the injured Lionel Washington (knee) and Randy Hilliard (ribs). He had already taken over the nickel back duties vs. Kansas City (10/27), and when Washington was hurt in that game James continued as the nickel back while Hilliard started at Oakland (11/4) and vs. Chicago (11/10). Hilliard was then hurt in the Chicago game, opening the door for James to start at New England and Minnesota while Washington eased back into play. For the season James posted 22 tackles (17 solo) and seven passes defended, and proved to be a big-play guy, snagging two interceptions, forcing a fumble and recovering a fumble. The forced fumble, the recovery and the first of his two interceptions all came vs. Seattle (12/1) in the contest in which Denver clinched the AFC West title. James also made nine special teams stops, according to unofficial press box statistics. Versus Kansas City (10/27) James saw action as the nickel back for the first time, making two solo tackles, and also contributed on special teams in Denver's 34-7 win. In Game 11 at New England (11/17) James made his first career start, taking over the right cornerback spot with Lionel Washington just coming back from a knee injury and Randy Hilliard out with injured ribs. He responded with two tackles (1 solo) and two pass breakups, and added another tackle on special teams. The following week at Minnesota (11/24) James started for the second straight week and made five solo tackles in Denver's 21-17 victory. In Denver's AFC Divisional Playoff vs. Jacksonville (1/4/97) James saw action in a reserve role in the secondary, making two solo tackles, and also contributed on special teams. James was the Broncos' second overall selection in the 1996 draft, chosen in the second round (44th overall).

**COLLEGE:** In his four years at Louisiana State James played in 39 games (started 29) and made 117 tackles (81 solo), recovered three fumbles, caused one fumble, intercepted 11 passes, broke up 20 more, made two sacks (-9) and added five other tackles-for-loss (14). He returned one interception for a touchdown, and also played wide receiver as a freshman in 1992, catching six passes for 78 yards (13.0) with a long of 35 yards and one touchdown. He earned first-team All-Southeastern Conference honors as a junior in '94, and closed his career by being named to the All-America Dream Team by the *Poor Man's Guide to the NFL Draft*.

**PERSONAL:** James was an All-District 10-5A selection as a defensive back and kick returner in his senior year at Archbishop Shaw High School in Marrero, La. He also starred in track and basketball during his prep career. James was criminal justice major at LSU. He was born Tory Steven James May 18, 1973 in New Orleans, La. James is single and makes his home in New Orleans.

#### JAMES' PROFESSIONAL RECORD

Year	Club	G	S	UT	A	TT	S-Yds.	I-Yds.	PD	FF	FR
1996	Denver	16	2	17	5	22	0-0	2-15	7	1	1
<b>CAREER TOTAL</b>		<b>16</b>	<b>2</b>	<b>17</b>	<b>5</b>	<b>22</b>	<b>0-0</b>	<b>2-15</b>	<b>7</b>	<b>1</b>	<b>1</b>

**ADDITIONAL STATISTICS:** Special teams tackles — 1996 (9).

#### JAMES' PLAYOFF RECORD

Year	Club	G	S	UT	A	TT	S-Yds.	I-Yds.	PD	FF	FR
1996	Denver	1	0	2	0	2	0-0	0-0	0	0	0
<b>CAREER TOTAL</b>		<b>1</b>	<b>0</b>	<b>2</b>	<b>0</b>	<b>2</b>	<b>0-0</b>	<b>0-0</b>	<b>0</b>	<b>0</b>	<b>0</b>



**PATRICK JEFFERS • WR**  
6-3 • 217 • 2ND YR. • VIRGINIA

81

**BORN:** February 2, 1973 in Fort Campbell, Ky.  
**HIGH SCHOOL:** Fort Worth Country Day School  
Fort Worth, Texas

**RESIDES:** Greenwood Village, Colo.  
**ACQUIRED:** Draft #5 (159th overall), 1996  
**PRO YEAR:** 2nd • **YEAR WITH BRONCOS:** 2nd  
**NFL GAMES PLAYED/STARTED:** 4/0

**P**atrick Jeffers showed signs during 1996 that he has the potential to become a reliable, sure-handed receiver for the Broncos for years to come. After flashing glimpses during his rookie season, Jeffers looks to contribute more in '97. He was a fifth-round pick of the Broncos' (159th overall) in the 1996 NFL Draft. **1996:** Jeffers saw action in the first three games of the season, but was then inactive for the next 12 before playing in the season-finale at San Diego (12/22). His playing time came primarily on special teams, but he also saw action on offense. Jeffers strained ligaments in his left thumb in practice Nov. 2, and did not return to practice until the week of the New England game (11/17). He saw action on special teams and registered his first career kickoff return for an 18-yard gain as Denver defeated Tampa Bay 27-23 in Week Three (9/15). In Denver's AFC Divisional Playoff vs. Jacksonville (1/4/97) Jeffers saw action on special teams and returned one kickoff for nine yards.

**COLLEGE:** Jeffers progressed from a walk-on at Virginia to fourth on the school's all-time receiving charts by the time his career ended, catching 108 passes for 1,785 yards and 15 touchdowns in his four seasons with the Cavaliers. Over his final three years he averaged 33 receptions and 552 yards per season, and earned honorable mention All-Atlantic Coast Conference honors as a sophomore in 1993 and a senior in '95. Jeffers majored in psychology.

**PERSONAL:** Jeffers was a two-time All-Southern Preparatory Conference selection at Fort Worth Country Day School in Fort Worth, Texas, and was selected to the Top 100 squad by the *Dallas Morning News*. He also starred in soccer and track, and earned the school's Bill Curtis Award in 1990, given to the outstanding undergraduate male athlete. His brother, Rich, played football and ran track at Menlo College. Patrick Christopher Jeffers was born February 2, 1973 in Fort Campbell, Ky. He is single and makes his home in Greenwood Village, Colo.

#### JEFFERS' PROFESSIONAL RECORD

Year	Club	G	S	RECEIVING				KICKOFF RETURNS			
				No.	Yds.	Avg.	LG	TD	No.	Yds.	Avg.
1996	Denver	4	0	0	0	0.0	0	0	1	18	18.0
<b>CAREER TOTAL</b>		<b>4</b>	<b>0</b>	<b>0</b>	<b>0</b>	<b>0.0</b>	<b>0</b>	<b>0</b>	<b>1</b>	<b>18</b>	<b>18.0</b>

#### JEFFERS' PLAYOFF RECORD

Year	Club	G	S	RECEIVING				KICKOFF RETURNS			
				No.	Yds.	Avg.	LG	TD	No.	Yds.	Avg.
1996	Denver	1	0	0	0	0.0	0	0	1	9	9.0
<b>CAREER TOTAL</b>		<b>1</b>	<b>0</b>	<b>0</b>	<b>0</b>	<b>0.0</b>	<b>0</b>	<b>0</b>	<b>1</b>	<b>9</b>	<b>9.0</b>

#### JEFFERS' SINGLE-GAME HIGHS

(Postseason in parenthesis)

**Most Kickoff Returns** — 1 vs. Tampa Bay, 9/15/96 (1 vs. Jacksonville, 1/4/97). **Most Kickoff Return Yards** — 18 vs. Tampa Bay, 9/15/96 (9 vs. Jacksonville, 1/4/97). **Longest Kickoff Return** — 18 vs. Tampa Bay, 9/15/96 (9 vs. Jacksonville, 1/4/97).



**DARRIUS JOHNSON • CB**

5-9 • 175 • 2ND YR. • OKLAHOMA

25

**BORN:** September 17, 1972 in Terrell, Texas  
**HIGH SCHOOL:** Terrell High School  
 Terrell, Texas

**RESIDES:** Terrell, Texas

**ACQUIRED:** Draft #4 (122nd overall), 1996

**PRO YEAR:** 2nd • **YEAR WITH BRONCOS:** 2nd  
**NFL GAMES PLAYED/STARTED:** 13/0

**D**arrius Johnson stepped in as a rookie for the Broncos in 1996 and was a major contributor on special teams, as well as in the defensive backfield as a reserve. He shows great promise for the future and figures to contribute even more in 1997 to a Broncos defense that ranked fourth in the NFL in '96. Johnson was selected by the Broncos in the fourth round (122nd overall) of the 1996 Draft. **1996:** Johnson played in 13 regular season games, both on defense and special teams. He missed Weeks 2-4 (at Seattle, 9/8; vs. Tampa Bay, 9/15; and at Kansas City, 9/22) after suffering a knee injury in the season-opener vs. the Jets (9/1), but returned to action in Week Five at Cincinnati (9/29). Johnson began the year as the No. 1 kickoff returner but was set back by the injury and played behind Vaughn Hebrorn for that role throughout the rest of the regular season. For the season Johnson made nine tackles (8 solo), knocked down two passes and forced a fumble on defense, and added 13 special teams tackles according to unofficial press box statistics. Versus Kansas City (10/27) he made two solo tackles on defense and added two more on special teams. At Oakland (11/4), in his first Monday Night Football game, Johnson saw action on special teams and made two tackles. At New England (11/17) Johnson played in the defensive secondary where he made three solo tackles, knocked down two passes and caused a fumble; while also contributing two special teams tackles. He made three tackles (2 solo) at Green Bay (12/8) and added three more on special teams. Johnson also played in Denver's AFC Divisional Playoff vs. Jacksonville (1/4/97).

**COLLEGE:** Johnson was a three-year starter in the secondary at Oklahoma, was twice named All-Big Eight first team, and finished his career with 208 tackles (149 solo), 12 interceptions, 30 pass break-ups, two forced fumbles and one fumble recovery. He played in two bowl games — John Hancock (after 1993) and Copper (after '94) — and figures seventh on the Sooners' all-time punt return list with 497 yards. Johnson also excelled in track and field, earning All-America honors in 1993 as a member of the Sooners' 1600-meter relay team. He ran the third leg on the relay squad that clocked a 39.03 at the NCAA Championships in New Orleans, La.

**PERSONAL:** Johnson was a Class 4A first-team all-state selection at Terrell High School in Terrell, Texas, where he lettered three times as a cornerback, running back and kickoff returner. He recorded 2,014 rushing yards in his career, and also excelled in track and field in the long jump (23'2"), 100 meters (10.5) and 200 meters (21.5). An organizational communications major at Oklahoma, Johnson was born Sept. 17, 1972 in Terrell, Texas.

**JOHNSON'S PROFESSIONAL RECORD**

Year	Club	G	S	UT	A	TT	S-Yds.	I-Yds.	PD	FF	FR
1996	Denver	13	0	8	1	9	0-0	0-0	2	0	1
<b>CAREER TOTAL</b>		<b>13</b>	<b>0</b>	<b>8</b>	<b>1</b>	<b>9</b>	<b>0-0</b>	<b>0-0</b>	<b>2</b>	<b>0</b>	<b>1</b>

**ADDITIONAL STATISTICS:** Special teams tackles — (13).

**JOHNSON'S PLAYOFF RECORD**

Year	Club	G	S	UT	A	TT	S-Yds.	I-Yds.	PD	FF	FR
1996	Denver	1	0	0	0	0	0-0	0-0	0	0	0
<b>CAREER TOTAL</b>		<b>1</b>	<b>0</b>	<b>0</b>	<b>0</b>	<b>0</b>	<b>0-0</b>	<b>0-0</b>	<b>0</b>	<b>0</b>	<b>0</b>

**ERNEST JONES • DE**

6-2 • 255 • 3RD YR. • OREGON

72

**BORN:** April 1, 1971 in Utica, N.Y.  
**HIGH SCHOOL:** Utica Senior Academy  
 Utica, N.Y.

**RESIDES:** Littleton, Colo.

**ACQUIRED:** Free Agent, 1996

**PRO YEAR:** 3rd • **YEAR WITH BRONCOS:** 2nd  
**NFL GAMES PLAYED/STARTED:** 7/0

**E**rnest Jones was a pleasant surprise during training camp in 1996, showing incredible quickness off the corner as a pass rusher. He displayed more of that promise throughout the season and enters the 1997 season as a key component in Denver's defensive end rotation. Jones has played in seven career games with three tackles (2 solo) to his credit. Originally drafted by the Rams in the third round (100th overall) in 1994, Jones was signed by the Broncos March 28, 1996. **1996:** Jones played in six regular season games as a reserve on the defensive line, and was inactive for the other 10. He saw his first action of the season at Cincinnati (9/29) and made one solo tackle, then played again vs. Kansas City (10/27), at Oakland (11/4), at Minnesota (11/24), at Green Bay (12/8) and at San Diego (12/22), where he had two tackles (one solo). For the season he made three defensive tackles (2 solo) and two special teams stops according to unofficial press box statistics, both vs. Kansas City (10/27). He was declared inactive for Denver's AFC Divisional Playoff Game vs. Jacksonville (1/4/97). **1995:** Jones spent most of the season on the New Orleans Saints' practice squad. He was activated to the roster Oct. 21, then waived Oct. 30 and re-signed to the practice squad Nov. 1. While on the active roster, Jones played at Carolina (10/22) and was inactive at San Francisco (10/29). **1994:** Jones was drafted by the Los Angeles Rams in the third round (100th overall), but spent the season on injured reserve with the club after suffering a season-ending left knee injury in the final preseason game (8/25 at San Diego).

**COLLEGE:** Jones completed his four-year career at Oregon as the school's all-time sack leader with 29, and earned All-Pac-10 honors as a senior in 1993. He also compiled totals of 170 tackles (114 solo) and 42 tackles-for-loss during his collegiate career. The sociology major was earned honorable mention All-Pac-10 recognition as a junior in 1992.

**PERSONAL:** Jones attended Senior Academy High School in Utica, N.Y., where he lettered in football, basketball and track (400 and 800 meters). His nickname is "Daddy-O". Ernest Lee Jones was born April 1, 1971, in Utica. He and his wife, Maria, have two children, Andrea and Deja, and make their home in Littleton, Colo.

**JONES' PROFESSIONAL RECORD**

Year	Club	G	S	UT	A	TT	S-Yds.	I-Yds.	PD	FF	FR
1994	L.A. Rams	INJURED RESERVE									
1995	New Orleans	1	0	0	0	0	0-0	0-0	0	0	0
1996	Denver	6	0	2	1	3	0-0	0-0	0	0	0
<b>CAREER TOTAL</b>		<b>7</b>	<b>0</b>	<b>2</b>	<b>1</b>	<b>3</b>	<b>0-0</b>	<b>0-0</b>	<b>0</b>	<b>0</b>	<b>0</b>

**ADDITIONAL STATISTICS:** Special teams tackles — 1996 (2).

**WHERE DID THE NAME DENVER BRONCOS COME FROM?**

The name "Denver Broncos" was chosen from 500 entries in a name-the-team contest in January, 1960. The name was suggested by Ward M. Vining of Lakewood. But the football team isn't the first Denver Broncos. Denver's 1921 entry in the Midwest Baseball League was also called the Broncos.

**TONY JONES • T**

6-5 • 295 • 10TH YR. • WESTERN CAROLINA

**77**

**BORN:** May 24, 1966 in Royston, Ga.  
**HIGH SCHOOL:** Franklin County High School  
 Royston, Ga.  
**RESIDES:** Westlake, Ohio  
**ACQUIRED:** Trade with Baltimore, 1997  
**PRO YEAR:** 10th • **YEAR WITH BRONCOS:** 1st  
**NFL GAMES PLAYED/STARTED:** 123/114

**W**hen the Broncos traded their second-round pick in the 1997 NFL Draft to the Baltimore Ravens for left tackle Tony Jones, they filled perhaps the most important position on their roster entering the '97 season. Jones, in his 10th year in the league, spent his first nine NFL seasons with the Baltimore Ravens/Cleveland Browns, starting 114 of 123 games, including a string of 105 starts in a row, showing his tremendous durability, which matches his extraordinary skills. Jones has also started five playoff games, including three at left guard and two at right guard. He has started all but one game since assuming the starting role in 1990, with three of those starts coming at right guard in 1989. A highly underrated player, Jones will help keep the Broncos' offense headed in the same prolific direction that Mike Shanahan has steered it since taking over the reins in 1995. Jones was originally signed by Cleveland as an undrafted rookie free agent in 1988. **1996:** Jones played in and started 15 games for the Ravens, running his streak of consecutive starts to 105. Jones' streak was ironically snapped when he missed the Ravens' Oct. 20 matchup with the Broncos at Mile High Stadium due to a knee injury suffered the week before at Indianapolis (10/13). A sprained knee also had forced him to miss most of the second half against New England (10/6). The Ravens' offense, which ranked third in the AFC (357.7), accumulated over 450 yards of total offense twice (vs. Jacksonville, 11/24 and vs. the Rams, 10/29) during the '96 season thanks in part to Jones' play at left tackle. His 100th career start came against a team that he will now be seeing twice a season, the Oakland Raiders (9/1). **1995:** Jones started all 16 games at left tackle for the Browns in their final season in Cleveland, before the franchise's move and transformation into the Baltimore Ravens in 1996. His 100th consecutive start (including postseason) came at San Diego (12/3). He played in his 100th NFL game and his 91st career start in a 29-26 overtime Browns win at Cincinnati (10/29). Jones extended his consecutive start streak to 86 in a game at Houston (9/17), despite a sore groin. **1994:** Jones, who started all 16 of Cleveland's games for the fifth consecutive season, earned second-team All-Pro honors from the Associated Press, UPI (AFC), *College & Pro Football Newsweekly* and *Tom Jackson's Pro Football Update*. During that season the team set a franchise record by just 14 sacks. He also started both playoff games at left tackle (vs. New England, 1/1/95, and at Pittsburgh, 1/8/95). **1993:** Jones started all 16 of Cleveland's games for the fourth consecutive season, missing just two quarters the entire season. In a 19-16 win at the Raiders (9/19) Jones held AFC sack leader Anthony Smith sackless after Smith had racked up four the previous week against Seattle. **1992:** Jones started all 16 of Cleveland's games for the third consecutive season, despite having to play through a bad ankle he suffered Nov. 8 in a 24-14 Cleveland victory over Houston. He held Richard Dent and William Perry (Michael Dean's brother) to no sacks and four tackles combined in a 27-14 win vs. Chicago (11/29). Jones held Chris Doleman to no sacks at Minnesota (11/22). He played his 50th game vs. Green Bay Oct. 18. **1991:** Jones was one of four Cleveland offensive linemen to start all 16 games, the second consecutive season he had done so. He held Kansas City's Derrick Thomas sackless Nov. 24. **1990:** Jones started all 16 games at right tackle, taking over for Cody Risien who retired prior to the start of training camp. **1989:** Jones played in eight games, starting the final three of the regular season and both playoff contests at right guard. He started his second NFL game at right guard vs. Minnesota (12/17), then switched to right tackle when Cody Risien left the game with an eye injury late in regulation. Jones

was activated from injured reserve before the Seattle game (11/12) after spending seven weeks on IR nursing a toe injury suffered in a Week Two win over the Jets (9/17). **1988:** Jones played in the final four games of the season and one playoff game. He had been placed on injured reserve Aug. 29, 1988 with a toe injury. Jones was activated Oct. 22 and played in his first NFL game at Phoenix Oct. 23. He also played in Cleveland's Wild Card Game vs. Houston (12/24). Jones was a rookie free agent pickup by Cleveland May 20, 1988.

**COLLEGE:** Jones was a four-year letterman at Western Carolina University, garnering Most Improved Lineman and second-team All-Conference honors as a senior. He also ran track for the Catamounts. Jones returned to Western Carolina during the 1989 offseason to finish requirements for his degree (B.S.) in management (May '89).

**PERSONAL:** Jones played football, softball, basketball and ran track at Franklin County High School in Royston, Ga., winning MVP honors in football and basketball. He hails from the same hometown as baseball immortal Ty Cobb, however Jones has a street named after him in Royston (Tony Jones St.) and Cobb does not. Tony is involved in many off-the-field projects, such as Concern II, a sports carnival to help fund cancer research for children. He has also participated in the Diabetes Association "Swim for Diabetes" event and the American Lung Association's Celebrity Waiters' Luncheon. He has also headed a drive to increase adoption of minority children. Jones was married to Kamilla Orr on Valentine's Day 1992. They own two huge Rottweiler dogs. The couple's first child, Tony, Jr., was born May 27, 1995, three days after Tony, Sr.'s 29th birthday. Jones enjoys swimming, softball, tennis and basketball. He wants to own a restaurant and clothing store after his playing career is finished. Jones is renowned for being one of the sharpest dressers in the NFL. He earned his nickname "T-Bone" in college when he would steal steaks from the younger players on the team during Wednesday "steak nights." Anthony Edward Jones was born May 24, 1966 in Royston, Ga.

**JONES' PROFESSIONAL RECORD**

Year	Club	Games	Starts
1988	Cleveland	4	0
1989	Cleveland	8	3
1990	Cleveland	16	16
1991	Cleveland	16	16
1992	Cleveland	16	16
1993	Cleveland	16	16
1994	Cleveland	16	16
1995	Cleveland	16	16
1996	Baltimore	15	15
<b>CAREER TOTAL</b>		<b>123</b>	<b>114</b>

**JONES' POSTSEASON RECORD**

Year	Club	Games	Starts
1988	Cleveland	1	0
1989	Cleveland	2	2
1994	Cleveland	2	2
<b>CAREER TOTAL</b>		<b>5</b>	<b>4</b>

**VANCE JOSEPH • CB**

6-0 • 202 • 3RD YR. • COLORADO

**43**

**BORN:** September 20, 1972 in Marrero, La.  
**HIGH SCHOOL:** Archbishop Shaw High School  
 Marrero, La.  
**RESIDES:** Marrero, La.  
**ACQUIRED:** Free Agent, 1997  
**PRO YEAR:** 3rd • **YEAR WITH BRONCOS:** 1st  
**NFL GAMES PLAYED/STARTED:** 17/6

**V**ance Joseph was acquired by the Broncos during the 1997 offseason to add depth to a very talented secondary that produced two Pro Bowlers in 1996. He has made a successful transformation from quarterback to cornerback since his rookie season in 1995 when he was acquired as an undrafted free agent by the Jets.



**1996:** Joseph played in four games with Indianapolis after being waived in training camp by the Jets. He did not record any statistical numbers with Indianapolis. **1995:** Joseph was one of five rookie free agents to make the Jets roster, playing in 13 games and making six starts at right cornerback when injuries hit the defense at mid-season. He played mostly on special teams otherwise. Joseph started Games 5-10 for an injured Otis Smith and had two interceptions (at Carolina, 10/15, and vs. Miami, 10/22). He ended the season with 27 tackles (18 solo) and five pass knockdowns.

**COLLEGE:** Joseph was a jack-of-all-trades for Colorado, seeing action at running back and as a backup quarterback to current Steeler Kordell Stewart. He was also a special teams standout on the coverage units and as a returner and holder. Joseph appeared in 28 games in his career and was 34 of 61 for 454 yards and four touchdowns as a quarterback. He also rushed 50 times for 237 yards (4.7 avg.) and one touchdown in his career. His brother Mickey was also a college quarterback, playing for CU's arch-rival, Nebraska. Vance graduated from CU with a degree in business.

**PERSONAL:** Joseph earned All-America honorable mention from *USA Today* in football and also lettered in basketball and baseball at Archbishop Shaw High School in his hometown of Marrero, La. Among his high school teammates was Broncos' second-year cornerback Tory James. Joseph was named "Mr. Biddy World" as a 12-year old, an award that goes to the best basketball player (11-12 age group) in the United States and five foreign countries. Joseph was born Sept. 20, 1972, in Marrero, La., where he makes his offseason home.

#### JOSEPH'S PROFESSIONAL RECORD

Year	Club	G	S	UT	A	TT	S-Yds.	I-Yds.	PD	FF	FR
1995	N.Y. Jets	13	6	18	9	27	0-0	2-39	5	0	0
1996	Indianapolis	4	0	0	0	0	0-0	0-0	0	0	0
<b>CAREER TOTAL</b>		<b>17</b>	<b>6</b>	<b>18</b>	<b>9</b>	<b>27</b>	<b>0-0</b>	<b>2-39</b>	<b>5</b>	<b>0</b>	<b>0</b>



#### JEFF LEWIS • QB

6-2 • 217 • 2ND YR. • NORTHERN ARIZONA

**BORN:** April 17, 1973 in Columbus, Ohio

**HIGH SCHOOL:** Horizon High School  
Phoenix, Ariz.

**RESIDES:** Greenwood Village, Colo.

**ACQUIRED:** Draft #4 (100th overall), 1996

**PRO YEAR:** 2nd • **YEAR WITH BRONCOS:** 2nd  
**NFL GAMES PLAYED/STARTED:** 2/0

On many occasions during the 1996 preseason — and one during the regular season — Jeff Lewis showed that he has the tools to be a strong candidate to succeed John Elway for the Denver Broncos' quarterback throne. Lewis' playing style bears a striking resemblance to Elway's, right down to the patented scrambling acts and impressive field leadership that will help send Elway to the Hall of Fame one day. He was chosen by the Broncos in the fourth round (100th overall) of the '96 Draft, making him the first quarterback drafted by the Broncos since 1992. **1996:** Lewis was designated the Broncos' third quarterback for 15 of the 16 games in his rookie season. He saw his first action of the year at Green Bay (12/8) in the fourth quarter, followed by another fourth-quarter appearance in the season-finale at San Diego (12/22). At Green Bay he replaced Bill Musgrave on the Broncos' final possession and completed 1 of 3 passes for 5 yards while rushing once for four yards. At San Diego he piloted the club for the entire fourth quarter and mounted a 15-play drive that took the Broncos from their own 19-yard line to the Chargers' eight — nearly erasing a 16-10 San Diego lead — before being intercepted in the end zone. On the drive Lewis rushed three times for 35 yards, twice converting on third-and-long with runs of 18 and 14 yards, respectively. Though coming up empty in the scoring category, Lewis' drive did accomplish

one major task that will mean the most in the long run: securing the No. 1 offensive ranking in the NFL for the Broncos in '96, the first time the franchise has held that distinction in its 37-year history. Denver needed 184 yards to eclipse Jacksonville's total yardage mark and maintain its league-leading ranking, but had gained just 131 yards through three quarters prior to Lewis' insertion at the start of the fourth quarter. In Denver's AFC Divisional Playoff vs. Jacksonville, Lewis — elevated to second-string quarterback after Bill Musgrave's season-ending shoulder injury at San Diego (12/22) — was active for the game but did not play. In the preseason, Lewis made an impressive showing in his four appearances, completing 28 of 42 pass attempts (66.7) for 251 yards, with two touchdowns and one interception. He led the Broncos to a win at San Francisco (8/3) with a 7-play, 68-yard touchdown drive in the final minutes for a 20-17 win and his first fourth-quarter comeback victory, then preserved the Carolina win (8/10) by directing a 10-play, 95-yard touchdown drive that began at the Broncos' 5-yard line with a 33-28 lead and 6:50 remaining.

**COLLEGE:** Lewis finished his impressive career at Northern Arizona ranked second on the school's all-time lists for passing yards (9,655), touchdowns (67), completions (785) and attempts (1,316). His 59.7 pass completion percentage ranks second in Lumberjack annals, and was the end result of a four-year progression in completion percentage: 52.8%, 56.4%, 60.4% and 66.8 %. He holds the NCAA Division I-AA career record for interception avoidance with a figure of 1.82. His leadership skills were also displayed by his three-time selection as NAU's team captain, a first in school history. Lewis was coached at NAU by Steve Axman, who had previously tutored NFL quarterbacks Troy Aikman (UCLA) and Neil O'Donnell (Maryland), the two starting quarterbacks in Super Bowl XXX. Lewis earned third-team All-America and second-team All-Big Sky honors as a junior in 1994. He redshirted in 1991.

**PERSONAL:** Lewis was an all-city and all-conference selection in football, basketball and baseball at Horizon High School in Phoenix, Ariz. He gained over 1,000 yards rushing in each of his final two seasons in football, and batted .492 while compiling a 3-1 record as a pitcher in his senior season on the diamond, and also starred in basketball. Lewis also quarterbacked the Arizona squad in the Down Under Bowl, played in Australia. An education major at Northern Arizona, Lewis maintains aspirations of entering the coaching profession after his playing career is finished. Jeffrey Scott Lewis was born April 17, 1973 in Columbus, Ohio. He is single and makes his home in Greenwood Village, Colo.

#### LEWIS' PROFESSIONAL RECORD

		PASSING										
Year	Club	G	S	Att.	Comp.	Pct.	Yds.	TD	Int.	LG	Sack	Yds. Rtg.
1996	Denver	2	0	17	9	52.9	58	0	1	11	1	35.9
<b>CAREER TOTAL</b>		<b>2</b>	<b>0</b>	<b>17</b>	<b>9</b>	<b>52.9</b>	<b>58</b>	<b>0</b>	<b>1</b>	<b>11</b>	<b>1</b>	<b>35.9</b>

		RUSHING				
Year	Club	Att.	Yds.	Avg.	LG	TD
1996	Denver	4	39	9.8	18	0
<b>CAREER TOTAL</b>		<b>4</b>	<b>39</b>	<b>9.8</b>	<b>18</b>	<b>0</b>

#### LEWIS' SINGLE-GAME HIGHS

(Postseason in parenthesis)

**Most pass attempts** — 14 at San Diego, 12/22/96. **Most pass completions** — 8 at San Diego, 12/22/96. **Most yards passing** — 53 at San Diego, 12/22/96. **Highest comp. pct.** — 57.1 (8 of 14) at San Diego, 12/22/96. **Most touchdown passes** — 0. **Most interceptions** — 1 at San Diego, 12/22/96. **Longest pass completion** — 11 yards at San Diego, 12/22/96. **Most rushing attempts** — 3 at San Diego, 12/22/96. **Most rushing yards** — 35 at San Diego, 12/22/96. **Most rushing TDs** — 0. **Longest run** — 18 yards at San Diego, 12/22/96. **Most total rushing and passing yards** — 88 (35 rushing / 53 passing) at San Diego, 12/22/96.

**DEREK LOVILLE • RB**

5-10 • 205 • 7TH YR. • OREGON

31

**BORN:** July 4, 1968 in San Francisco, Calif.**HIGH SCHOOL:** Riordan High School  
San Francisco, Calif.**RESIDES:** Scottsdale, Ariz.**ACQUIRED:** Free Agent, 1997**PRO YEAR:** 7th • YEAR WITH BRONCOS: 1st**NFL GAMES PLAYED/STARTED:** 69/23

**D**erek Loville was signed by the Broncos May 2, 1997, adding his name to an outstanding list of offseason acquisitions by the club. Loville has made a name for himself during his six-year NFL career with Seattle and San Francisco, and looks to infuse fresh talent into the Broncos' backfield. He is a hard runner who hits the hole quickly and uses his blockers well, while also excelling as a receiver out of the backfield. Loville has played in 69 NFL games with 23 starts, rushing for 1,132 yards and 12 touchdowns on 348 carries (3.3 avg.). He also has caught 105 passes for 826 yards (7.9 avg.) and five touchdowns. Loville has also participated in six postseason contests, including one start, and won a Super Bowl ring (XXIX) with San Francisco. He was undrafted out of the University of Oregon in 1990 and signed as a rookie free agent with Seattle. 1996: Loville played in 12 games with San Francisco, starting six at tailback. He also played in both postseason contests, returning four kicks for 86 yards and rushing twice for minus three yards. Loville finished the season with 229 rushing yards on 70 carries (3.3) and 138 more yards on 16 receptions (8.6), while also returning 10 kickoffs for 229 yards. Loville was inactive for four games (at St. Louis, at Washington, at Atlanta and vs. Carolina). In Week One at New Orleans (9/1) he was the team leader with 16 carries for 61 yards, including a four-yard touchdown, while also adding three receptions for 15 yards. Loville carried the ball 12 times for 49 yards, including a two-yard touchdown, and caught two passes for six yards vs. St. Louis (9/8). He caught six passes for 85 yards, including a 44-yard touchdown, and carried the ball seven times for 20 yards at Carolina (9/22). Loville started in place of Terry Kirby in the regular season finale vs. Detroit (12/23) on Monday Night Football and rushed for 66 yards on 14 carries. He also caught four passes on the night for 32 yards, including a one-yard score, and returned two kickoffs for 58 yards. 1995: Loville started all 16 games for San Francisco, winning a heated battle in training camp for the spot vacated by Ricky Watters who signed with Philadelphia. He led the team in rushing with career highs in yards (723) and attempts (218) while tying a team record with 10 rushing touchdowns. Loville ranked second on the team in receptions with 87 (662 yards, 3 touchdowns), the fifth-highest reception total by a running back in NFL history. He gained 49 yards on 14 carries and caught six passes for 37 yards at New Orleans (9/3) in the regular season opener. A week later he ran 14 times for 61 yards and scored his first touchdown of the year, while catching six passes for 50 yards, vs. Atlanta (9/10). He also scored touchdowns against New England, Detroit, Dallas (two), Miami and St. Louis. Against the Cowboys he had 23 carries for 61 yards and two catches for 27 yards. Loville ran 15 times for 51 yards and added 78 yards on eight receptions at Miami the following week. Loville's most productive game of the season came against Buffalo when he touched the ball 34 times from scrimmage and racked up 174 total yards. Those numbers included career highs in carries (24), rushing yards (88), receptions (10) and receiving yards (86), with one touchdown on an eight-yard run. He had his second multiple-touchdown game at Carolina (12/10), scoring on runs of one and seven yards. He had eight receptions for 70 yards in San Francisco's NFC Divisional Playoff Game vs. Green Bay (1/6/96). 1994: Loville, who signed with the 49ers before the season, played in 14 games, totaling 31 carries for 99 yards and two receptions for 26 yards. He also returned two kicks for 34 yards and had eight special teams tackles. The 49ers went on to capture Super Bowl XXIX in Miami against San Diego (1/29/95). He was inactive for the season opener against the Raiders (9/5/94) and the season finale at Minnesota

**MOST RECEPTIONS IN A SEASON BY AN NFL RUNNING BACK**

PLAYER	TEAM, YEAR	REC.	YDS.	AVG.	LG	TD
1. Larry Centers	Arizona, 1995	101	962	9.5	32	2
2. Larry Centers	Arizona, 1996	99	766	7.7	39	7
3. Roger Craig	San Francisco, 1985	92	1,016	11.0	73	6
4. Rickey Young	Minnesota, 1978	88	704	8.0	48	5
5. Derek Loville	San Francisco, 1995	87	662	7.6	31	3

(12/26). Loville had a season-high nine rushing attempts for 20 yards at Atlanta (10/16) and gained 22 yards on five rushes while catching one pass for 19 yards vs. Denver (12/17). He saw special teams duty and brief action from scrimmage in all three postseason contests. 1993: Loville suffered a knee injury during training camp in August and spent the entire season on injured reserve. 1992: Loville signed with the Rams as a Plan 'B' free agent, but was waived before the start of the season and did not play for any team. 1991: Loville played in all 16 games with Seattle, primarily as a kick returner, and ranked third in the AFC with a 22.9 average. He also ran 22 times for 69 yards. 1990: Loville played in 11 games, including his first professional start in the regular season opener at Chicago (9/10) when he rushed seven times for 12 yards. He was signed by the Seahawks as a rookie free agent in 1990.

**COLLEGE:** Loville was a four-year letterman at Oregon, rushing for 3,214 yards and 45 touchdowns, both school records. He also scored 272 points in his career, another school mark. Loville broke all the records that were set by former Ducks standout Bobby Moore (Ahmad Rashad) from 1969-71. He was the team leader in rushing all four years, with a high of 1,202 yards during his junior year of 1988. His 45 touchdowns ranks fourth all-time in the Pac-10 Conference. Loville was a college teammate of Broncos' quarterback Bill Musgrave at Oregon.

**PERSONAL:** Loville played football and ran track at Archbishop Riordan High School in his hometown of San Francisco, Calif. Riordan is also the alma mater of former Broncos great Steve Sewell. Derek Kevin Loville was born July 4, 1968 in San Francisco. He has a son, Derek II, and resides in Scottsdale, Ariz., during the offseason.

**LOVILLE'S PROFESSIONAL RECORD**

Year	Club	RUSHING						RECEIVING					
		G	S	No.	Yds.	Avg.	LG	TD	No.	Yds.	Avg.	LG	TD
1990	Seattle	11	1	7	12	1.7	4	0	0	0	0.0	0	0
1991	Seattle	16	0	22	69	3.1	22	0	0	0	0.0	0	0
1992													
1993	San Fran.												
1994	San Fran.	14	0	31	99	3.2	13	0	2	26	13.0	19	0
1995	San Fran.	16	16	218	723	3.3	27	10	87	662	7.6	31	3
1996	San Fran.	12	6	70	229	3.3	16	2	16	138	8.6	44	2
<b>CAREER TOTAL</b>		<b>69</b>	<b>23</b>	<b>348</b>	<b>1,132</b>	<b>3.3</b>	<b>27</b>	<b>12</b>	<b>105</b>	<b>826</b>	<b>7.9</b>	<b>44</b>	<b>5</b>

**KICKOFF RETURNS**

Year	Club	No.	Yds.	Avg.	LG	TD
1990	Seattle	18	359	19.9	29	0
1991	Seattle	18	412	22.9	50	0
1992						
1993	San Fran.					
1994	San Fran.	2	34	17.0	19	0
1995	San Fran.	0	0	0.0	0	0
1996	San Fran.	10	229	22.9	35	0
<b>CAREER TOTAL</b>		<b>48</b>	<b>1,034</b>	<b>21.5</b>	<b>50</b>	<b>0</b>

**LOVILLE'S PLAYOFF RECORD**

Year	Club	RUSHING						RECEIVING					
		G	S	No.	Yds.	Avg.	LG	TD	No.	Yds.	Avg.	LG	TD
1994	San Fran.	3	0	0	0	0.0	0	0	0	0	0.0	0	0
1995	San Fran.	1	1	8	5	0.6	8	1	7	70	10.0	24	0
1996	San Fran.	2	0	2	-3	-1.5	0	0	0	0	0.0	0	0
<b>CAREER TOTAL</b>		<b>6</b>	<b>1</b>	<b>10</b>	<b>2</b>	<b>0.2</b>	<b>8</b>	<b>1</b>	<b>7</b>	<b>70</b>	<b>10.0</b>	<b>24</b>	<b>0</b>

**LOVILLE'S SINGLE-GAME HIGHS**

(Postseason in parenthesis)

**Most rushes** — 24 vs. Buffalo, 12/3/95 (8 vs. Green Bay, 1/6/96). **Most rushing yards** — 88 vs. Buffalo, 12/3/95 (5 vs. Green Bay, 1/6/96). **Longest rush** — 27 yards vs. New England, 9/17/95 (8 vs. Green Bay, 1/6/96). **Most rushing touchdowns** — 1, many times, most recently vs. St. Louis, 9/8/96 (1 vs. Green Bay, 1/6/96). **Most receptions** — 10 vs. Buffalo, 12/3/95 (7 vs. Green Bay, 1/6/96). **Most receiving yards** — 86 vs. Buffalo, 12/3/95 (70 vs. Green Bay, 1/6/96). **Longest reception** — 44 yards (TD) at Carolina, 9/22/96 (24 vs. Green Bay, 1/6/96). **Most receiving touchdowns** — 1, many times, most recently vs. Detroit, 12/23/96 (none). **Most total yards from scrimmage** — 174 (88 rush. / 86 rec.) vs. Buffalo, 12/3/95 (78 vs. Green Bay, 1/6/96).



**ANTHONY LYNN • FB**

6-3 • 230 • 4TH YR. • TEXAS TECH

37

**BORN:** December 21, 1968 in McKinney, Texas**HIGH SCHOOL:** Celina High School  
Celina, Texas**RESIDES:** Dublin, Calif.**ACQUIRED:** Unrestricted Free Agent, 1997**PRO YEAR:** 4th • **YEAR WITH BRONCOS:** 2nd**NFL GAMES PLAYED/STARTED:** 35/1

**B**ack for his second go-around with the Broncos, Anthony Lynn is expected to provide depth at the fullback position while also contributing to the Broncos' special teams efforts. He was signed by the Broncos during the offseason as a free agent from San Francisco where he spent the 1995-96 seasons. Lynn was with the Broncos in 1993. He has played in 35 NFL games with one start, rushing for 175 yards on 26 carries (6.7) and catching two passes for 14 yards (7.0). **1996:** Lynn played in all 16 games with San Francisco, starting one at fullback (vs. Cincinnati, 10/20). He finished the season with 164 yards rushing on 24 carries (6.8) and 14 yards receiving on two receptions (7.0 avg.). Lynn also had six special teams tackles in the regular season and two more in two postseason games. He made two special teams tackles in Week One vs. New Orleans (9/1) and also carried the ball twice for eight yards. He took off on a career-best 67-yard run on his only carry of the game vs. Atlanta (9/29), a figure that also accounted for his career single-game rushing best. He had seven carries for 39 yards, his only two receptions of the year for 14 yards and added two special teams tackles at St. Louis (10/6). **1995:** Lynn played in six games for San Francisco before suffering a broken left ankle at Indianapolis (10/15) that prematurely ended his season. For the year he carried the ball twice for 11 yards (5.5) and recorded three special teams tackles. Lynn had his first career rushing attempt for five yards vs. Atlanta (9/10). He was placed on injured reserve Oct. 21 following the Oct. 15 ankle injury. **1994:** Lynn was waived in training camp by the Broncos but was not signed by any other team. **1993:** Lynn played in 13 games with the Broncos, seeing most of his duty on special teams. He was declared inactive at Cleveland (11/7), vs. Pittsburgh (11/21) and at Seattle (11/28). He saw action in his first NFL game on opening day in New York against the Jets (9/5) in a 26-20 Broncos win. **1992:** Lynn was out of football. **1991:** Lynn was in training camp with the New York Giants but was waived.

**COLLEGE:** Lynn was a standout player at Texas Tech where he rushed for 1,911 yards on 481 carries (4.0) and scored 17 touchdowns during his career. He earned All-Southwest Conference honors as a junior when he ran for 884 yards on 224 carries and scored eight touchdowns. He was slowed during his senior season by a knee injury.

**PERSONAL:** Lynn played his high school football at Celina High School in Celina, Texas. Lynn and his wife, Cynda, have two children, D'Anton (10/24/89) and Danielle (12/21/93). They reside in Dublin, Calif., during the offseason. Anthony Ray Lynn was born Dec. 21, 1968 in McKinney, Texas.

**LYNN'S PROFESSIONAL RECORD**

Year	Club	G	S	RUSHING				RECEIVING			
				No.	Yds.	Avg.	LG	TD	No.	Yds.	Avg.
1993	Denver	13	0	0	0	0.0	0	0	0	0.0	0
1994											
1995	San Fran	6	0	2	11	5.5	6	0	0	0.0	0
1996	San Fran	16	1	24	164	6.8	67	0	2	14	7.0
<b>CAREER TOTAL</b>		<b>35</b>	<b>1</b>	<b>24</b>	<b>164</b>	<b>6.8</b>	<b>67</b>	<b>0</b>	<b>2</b>	<b>14</b>	<b>7.0</b>

**ADDITIONAL STATISTICS:** Special Teams Tackles — 1995 (3), 1996 (6), Total (9).**LYNN'S PLAYOFF RECORD**

Year	Club	G	S	RUSHING				RECEIVING			
				No.	Yds.	Avg.	LG	TD	No.	Yds.	Avg.
1996	San Fran	2	0	0	0	0.0	0	0	0	0.0	0
<b>CAREER TOTAL</b>		<b>2</b>	<b>0</b>	<b>0</b>	<b>0</b>	<b>0.0</b>	<b>0</b>	<b>0</b>	<b>0</b>	<b>0.0</b>	<b>0</b>

**ADDITIONAL STATISTICS:** Special Teams Tackles — 1996 (2).**LYNN'S SINGLE-GAME HIGHS***(Postseason in parenthesis)*

**Most rushes** — 7 vs. St. Louis, 10/6/96 (none). **Most rushing yards** — 67 vs. Atlanta, 9/29/96 (none). **Longest rush** — 67 yards vs. Atlanta, 9/29/96 (none). **Most rushing touchdowns** — none (none). **Most receptions** — 2 vs. St. Louis, 10/6/96 (none). **Most receiving yards** — 14 vs. St. Louis, 10/6/96 (non3). **Longest reception** — 8 yards vs. St. Louis, 10/6/96 (none). **Most receiving touchdowns** — none (none). **Most total yards from scrimmage** — 67 (67 rush / 0 rec.) vs. Atlanta, 9/29/96 (none).

**ED McCAFFREY • WR**

6-5 • 215 • 7TH YR. • STANFORD

87

**BORN:** August 17, 1968 in Waynesboro, Pa.**HIGH SCHOOL:** Central Catholic High School  
Allentown, Pa.**RESIDES:** Parker, Colo.**ACQUIRED:** Unrestricted Free Agent, 1995**PRO YEAR:** 7th • **YEAR WITH BRONCOS:** 3rd**NFL GAMES PLAYED/STARTED:** 95/23

**E**d McCaffrey enjoyed the finest season of his six-year NFL career in 1996, starting 15 games and recording a career-high seven touchdown receptions. His reception (48) and yardage totals (533) were the second-best of his career as he established his presence among Denver's corps of receivers, coming up with big play after big play. McCaffrey figures to continue his ascent in 1997 for a Broncos team whose offense ranked No. 1 in the NFL in '96 and looks to make even bigger strides this season. Acquired in 1995 as an unrestricted free agent from the 49ers, McCaffrey has now played in 95 NFL games, with 23 starts, totaling 190 receptions for 2,252 yards and 18 touchdowns. He has also participated in six playoff games — including Super Bowl XXIX as a member of the 49ers — and made one start. **1996:** McCaffrey started 15 of the 16 regular season games at wide receiver opposite Anthony Miller and caught 48 passes for 553 yards (11.5) with a long of 39 yards and a career-high seven touchdowns. He missed the Chicago game (11/10) when he was declared inactive because of a lower back bruise. McCaffrey established a career high and tied a Broncos franchise record with three touchdown receptions against Baltimore (10/20). Easily his most dramatic touchdown catch of the year came at Minnesota (11/24) when he hauled in a five-yard John Elway pass that was tipped in the air three times by Vikings players, catching it at the one-yard line and diving backwards into the endzone for the score with 19 seconds left in the game. His longest reception of the year was a 39-yard touchdown from Elway in the season-opener against the Jets (9/1), and his most historic was his catch of Elway's 250th career touchdown pass in the second quarter vs. Seattle (12/1). McCaffrey sprained his ankle in practice Sept. 11 but was able to play four days later against Tampa Bay (9/15). On Sept. 1 vs. N.Y. Jets, McCaffrey started at wide receiver and caught a team-high four passes (tied with Shannon Sharpe) for 61 yards (15.3), including a 39-yard touchdown to put the Broncos ahead 14-0. In week five at Cincinnati (9/29) he caught five passes for 80 yards in a true iron-man performance. He was the victim of several vicious hits, but managed to return to the game each time, earning high praise from his teammates in the lockerroom after the Broncos' 14-10 victory. Versus San Diego (10/6) McCaffrey caught five passes for 58 yards with one touchdown (9 yards) and a long of 31 yards. His touchdown came with 8:22 remaining in the game, and put Denver ahead by the eventual final margin of 28-17. Two weeks later vs. Baltimore, McCaffrey tied a Broncos franchise record with three touchdown receptions, coming on passes of 4, 6 and 8 yards from Elway. In all he caught seven passes for 76 yards. His third TD of the day, a 6-yarder with 10:57 remaining, put the Broncos on top 38-34 en route to a 45-34 win. He had one of his best games of the year at Minnesota (11/24), catching six passes for a season-high 83 yards and one touchdown. His touchdown provided the winning points in Denver's 21-17 come-from-behind

win, as he hauled in a thrice tipped five-yard pass from Elway with 19 seconds remaining in the game, and lunged backwards into the end zone for the score. It was his sixth touchdown of the year, surpassing his previous best of five as a New York Giant in 1992. Versus Seattle (12/1) he caught a team-high five passes for 43 yards with a long of 12 and one touchdown. His four-yard touchdown reception in the second quarter was the 250th touchdown pass of Elway's career, ninth-most in NFL history. In Denver's AFC Divisional Playoff vs. Jacksonville (1/4/97) McCaffrey started his first playoff game and caught five passes for 54 yards, including a long of 15 yards for his one touchdown on the day. His score came with 1:50 remaining in the game and pulled Denver to within 30-27. **1995:** McCaffrey played in all 16 games and made four starts (vs. Buffalo 9/3, at San Diego 9/24, at Seattle 10/1 and vs. Kansas City 10/22). He had, at the time, the second-most productive season of his career, catching 39 passes for 477 yards (12.2), with a long of 35 yards and two touchdowns, and also rushed once for -1 yard. In his debut as a Bronco vs. Buffalo (9/3), McCaffrey started in place of the injured Anthony Miller and caught four passes for 52 yards. He hauled in a 35-yarder from John Elway on the Broncos' final scoring drive to set up Terrell Davis' three-yard, game-sealing touchdown run. In Week Three vs. Washington (9/17) McCaffrey caught a season-high five passes for 70 yards (14.0), including a clutch 19-yarder from Elway during the Broncos' game-winning 80-yard drive. Denver won the game on the final play 38-31. Against Arizona (11/5), McCaffrey caught one pass, a 23-yarder in the fourth quarter for his first touchdown as a Bronco and the 10th of his career. Against Jacksonville (12/3), McCaffrey saw action as the third receiver and made three catches for 48 yards, including a 24-yarder. He also rushed once on a reverse for -1 yard. In the season finale at Oakland (12/24), McCaffrey — who started in the Broncos' four-wide receiver set — caught a career-high nine passes for 99 yards and one touchdown, with a long of 27 yards, to help lift the Broncos to a 31-28 win. McCaffrey's four-yard, one-handed touchdown reception with 5:46 remaining in the game tied the score at 28-28. McCaffrey was acquired by the Broncos as an unrestricted free agent from the San Francisco 49ers March 7. **1994:** McCaffrey played in all 16 regular season games for the 49ers and in all three postseason games. He had 11 catches for 131 yards (12.0 average) and two touchdowns in the regular season and one reception for five yards in the playoffs. He also had eight special teams tackles in the regular season. McCaffrey caught one pass for eight yards, recorded two special teams tackles and forced a fumble at Detroit (10/9). He had three receptions for 34 yards, including a 34-yard touchdown versus Tampa Bay (10/23), and recovered an on-side kick late in the fourth quarter of the 49ers 21-14 victory over Dallas (11/13). He caught five passes for 59 yards, including a one-yard touchdown in the regular season finale at Minnesota (12/26). His one reception against San Diego in the Super Bowl (1/29/95), a five-yarder, came in the second quarter. McCaffrey was acquired by the 49ers July 25, 1994 as a free agent after being waived by the Giants July 18. **1993:** McCaffrey played in all 16 regular season games with one start for the New York Giants, and also played in both New York playoff contests. He finished fourth on the team with 27 receptions for 335 yards and two touchdowns. He had touchdown receptions versus Philadelphia (10/17) and Phoenix (11/28). McCaffrey's one start came against the Jets (10/31) when he replaced an injured Mike Sherrard in the lineup. His most productive game of the season was in the NFC Divisional Playoff Game at San Francisco (1/15/94) when he caught five passes for 59 yards. **1992:** McCaffrey played in all 16 games with three starts and led the Giants in receiving with career-best numbers of 49 catches for 610 yards. He was also the team's fourth-leading scorer with five touchdowns. McCaffrey had back-to-back five-reception outings to begin the season versus San Francisco (9/6) and Dallas (9/13). He received his first NFL start versus Green Bay (11/8) and also started against Philadelphia (11/11) and Dallas (11/26). He had career highs in receptions (6), yards (105) and longest reception (44 yards) in the

Thanksgiving Day clash with the Cowboys. **1991:** McCaffrey played in all 16 games as a third wide receivers and on special teams. He finished the year with 16 catches for 146 yards as a rookie. He had three receptions versus the Rams (9/8) and also at Philadelphia (11/4). The best game of his rookie season came at Tampa Bay (11/24) when he caught four passes for 35 yards, including two on the Giants' game-winning drive in a 21-14 victory. He was a third-round pick of the Giants in 1991, No. 83 overall.

**COLLEGE:** McCaffrey was a Kodak All-America choice following his senior season at Stanford (1990) and was selected to play in the East-West Shrine Game. He was an All-Pac-10 choice as a junior and senior and finished his career with 146 receptions for 2,333 yards (16.0 average) and 14 touchdowns. During his senior season he pulled down 61 receptions for 917 yards (15.0) and eight touchdowns. The Cardinal receiving corps that year compiled 2,763 yards receiving, the most since 1985 (2,874). Ed was a economics major at Stanford and plans to attend business or law school when he is finished playing pro football.

**PERSONAL:** Ed and his wife Lisa make their offseason home in Parker, Colo. They are the parents of two sons, Maxwell (5/17/94) and Christian (6/7/96). McCaffrey was an All-America football player, MVP in baseball with a .540 batting average, and a 21.3-point per game scorer in basketball at Central Catholic High School in Allentown, Pa. His brother Billy was an All-America basketball guard at Vanderbilt after being a member of Duke's NCAA championship squad in 1991. The athletic McCaffrey family also includes a sister, Monica, who played basketball at Georgetown, and another brother, Mike, who currently plays basketball at Husson College in Bangor, Maine. Edward McCaffrey was born August 17, 1968 in Waynesboro, Pa.

#### McCAFFREY'S PROFESSIONAL RECORD

##### RECEIVING

Year	Club	G	S	No.	Yds.	Avg.	LG	TD
1991	N.Y. Giants	16	0	16	146	9.1	26	0
1992	N.Y. Giants	16	3	49	610	12.4	44	5
1993	N.Y. Giants	16	1	27	335	12.4	31	2
1994	San Francisco	16	0	11	131	12.0	32	2
1995	Denver	16	4	39	477	12.2	35	2
1996	Denver	15	15	48	553	11.5	39†	7
<b>CAREER TOTAL</b>		<b>95</b>	<b>23</b>	<b>190</b>	<b>2,252</b>	<b>11.9</b>	<b>44</b>	<b>18</b>

#### McCAFFREY'S PLAYOFF STATISTICS

##### RECEIVING

Year	Club	G	S	No.	Yds.	Avg.	LG	TD
1993	N.Y. Giants	2	0	5	59	11.8	14	0
1994	San Francisco	3	0	1	5	5.0	5	0
1996	Denver	1	1	5	54	10.8	15	1
<b>PLAYOFF TOTAL</b>		<b>6</b>	<b>1</b>	<b>11</b>	<b>118</b>	<b>10.7</b>	<b>15</b>	<b>1</b>

#### McCAFFREY'S SINGLE-GAME HIGHS

(Postseason in parenthesis)

**Most receptions** — 9 at Oakland, 12/24/95 (5 vs. Jacksonville, 1/4/97 and at San Francisco, 1/15/94). **Most receiving yardage** — 105 at Dallas, 1/26/92 (59 at San Francisco, 1/15/94). **Longest reception** — 44 yards at Dallas, 11/26/92 (15 vs. Jacksonville, 1/4/97). **Most touchdowns receiving** — 3 vs. Baltimore, 10/20/97 (1 vs. Jacksonville, 1/4/97).

#### BLACKOUT? WHAT BLACKOUT?

Since the 1970 season, the Broncos have sold out every non-strike regular season home game, totalling 203. The number reaches 213 when playoff games are included. The Broncos and the Washington Redskins are the only NFL teams that can boast consecutive sell-outs since the 1970 season.



**REGGIE McELROY • G**

6-6 • 290 • 14TH YR. • WEST TEXAS ST.

68

**BORN:** March 4, 1960 in Beaumont, Texas  
**HIGH SCHOOL:** Charlton Pollard High School  
 Beaumont, Texas

**RESIDES:** Beaumont, Texas  
**ACQUIRED:** Free Agent, 1995  
**PRO YEAR:** 14th • **YEAR WITH BRONCOS:** 3rd  
**NFL GAMES PLAYED/STARTED:** 165/88

**R**eggie McElroy continues to defy the odds as he presses on toward his 14th season in the league. McElroy, who has now played in 165 NFL games (88 starts), continues to provide excellent depth for the Broncos' offensive line and figures to do the same in 1997. He has blocked for such great backs as Marcus Allen of the Chiefs and Raiders, and Freeman McNeil of the Jets during his career. McElroy had offseason surgery on his right elbow and left knee Jan. 15, 1997 at the Steadman-Hawkins Clinic in Vail, Colo. Acquired by the Broncos as a free agent during the 1995 offseason, he was originally drafted in the second round (51st overall) by the Jets in 1982. **1996:** McElroy played in seven games (NY Jets, 9/1; at Seattle, 9/8; at Kansas City, 9/22; at New England, 11/17; at Green Bay, 12/8; vs. Oakland, 12/15 and at San Diego, 12/22) as a reserve on the offensive line and on special teams. He was inactive for the other nine regular season games, as well as for the Broncos' Divisional Playoff game vs. Jacksonville (1/4/97). **1995:** McElroy saw action in all 16 games as a reserve offensive lineman, and on special teams. On Oct. 16 vs. Oakland, McElroy saw his most extensive action of the season, playing the entire second half at left guard in place of the ailing Mark Schlereth. He also saw action on the offensive line against New England (10/1), Dallas (9/10), and Buffalo (9/3). McElroy was acquired by the Broncos during the offseason as an unrestricted free agent. **1994:** Reggie played in 10 regular season games for the Vikings and in one playoff game. He played mostly in short-yardage and goal-line situations. He also played on the extra-point and field goal protection teams while backing up at both tackle positions. He was signed by the Vikings prior to their preseason game vs. Kansas City (8/7) in Tokyo, but was not allowed to play because he did not have a Japanese work visa. He had been released by the Chiefs earlier in the year. **1993:** Reggie played in eight games for the Kansas City Chiefs after being signed by the club June 11. While at K.C., McElroy's offensive line coach was current Broncos offensive line coach Alex Gibbs. The Chiefs advanced to the AFC Championship Game at Buffalo (1/23/94). McElroy was inactive for the championship game. **1992:** McElroy played in all 16 games with the Raiders, including 12 starts at right tackle. **1991:** Reggie played in all 16 games with the Raiders, including four starts at right guard. He also played in the Raiders' 10-6 AFC Wild Card Game loss at Kansas City (12/28/91). He joined the club as a free agent March 20, 1991. **1990:** McElroy was waived by the New York Jets (6/21/90) and did not play for any team during the 1990 season. **1989:** McElroy played in 15 games for the New York Jets, starting all of them. He suffered a knee injury versus the Rams (12/17) and spent the season finale against Buffalo (12/23) on injured reserve. **1988:** McElroy started all 16 games at right tackle for the first time in four years. During that season, McElroy and his linemates helped Freeman McNeil record the eighth-highest single-game rushing total in Jets history (154 yards vs. Kansas City, 10/2). They also helped the Jets set a team record for total offense in a game with 597 yards vs. Miami (11/27) in a 38-34 victory. **1987:** McElroy played in eight games, including five starts at right tackle. He rebounded from knee surgery to play in the final eight games of the season, including starting the last five. He was activated from the "reserve/PUP" list (11/8) and saw spot duty during the next three games. **1986:** McElroy started all eight games in which he played after making the switch from left tackle to right tackle. During the season the Jets passed for 3,646 yards, second-most in team history. They also tied for second in team

history for total offense in a game on Sept. 21 vs. Miami (581) in a 51-45 overtime victory. The 51 points is third-most in team history. He started the first seven games of the season at right tackle before suffering a left knee injury in Week seven vs. Denver (10/20) that put him on injured reserve from Oct. 22 until he was activated Dec. 12. Until his injury, he had not allowed a sack or the quarterback to be hit in a game. He returned to the starting lineup Dec. 13 vs. Pittsburgh, but twisted his knee again and was placed on IR (12/17) following knee surgery, forcing him to miss both playoff games. **1985:** McElroy played in 13 games, starting 11 of them at left tackle. During that season, the Jets enjoyed one of their finest offensive outputs in team annals. They scored 393 points (second-most ever), had 2,312 rushing yards (third), 3,584 passing yards (third) and 5,896 total yards (first). Reggie missed the season opener (at Raiders, 9/8) because of contract negotiations. He also missed two other games with a groin injury. On 9/15, the Jets rolled up the third-highest rushing total in team history (288 yards, 42 att.) in a 42-3 victory vs. Buffalo. They also had their second-highest total offensive output vs. Tampa Bay (11/17) with 581 yards in a 62-28 win. The 62 points was also a team record. Reggie also started in the AFC Wild Card Game vs. New England (12/28). **1984:** For the first time in his career, McElroy started all 16 games. **1983:** McElroy played in all 16 games, including one start. During the season the Jets amassed 5,493 total yards, second-most in team history. McElroy received his first career start in the season finale at Miami (12/16), playing left guard. **1982:** McElroy spent the entire season on injured reserve after suffering a preseason knee injury. He was a second-round pick (51st overall by the Jets), the 11th offensive lineman taken in the '82 draft.

**COLLEGE:** McElroy was a four-year starter at offensive tackle at West Texas State. He was an All-Missouri Valley Conference choice his freshman, junior and senior years, and was an honorable mention All-America pick as a senior. McElroy earned his bachelor's degree in physical education from West Texas State.

**PERSONAL:** McElroy was an all-league pick in both football (as a two-way lineman) and basketball (as a center) at Beaumont Carlton High School, Beaumont, Texas. He and his wife, Sharon, have three sons, Michael, Christopher and Clay, and one daughter, Crystal. Reggie's youngest brother, Leeland, was the 32nd overall selection in the 1996 NFL Draft, taken by the Arizona Cardinals after a stellar career at Texas A&M. Leeland's All-America seasons were boosted by the blocking of fullback Detron Smith, a third-round pick by the Broncos in '96. Reggie is also an accomplished singer, and sang the national anthem at the Chicago Bulls-Denver Nuggets basketball game Feb. 4, 1996. That game was one of only 10 regular season losses for Chicago during its 1995-96 World Championship season. Reginald Lee McElroy was born March 4, 1960 in Beaumont, Texas.

**McELROY'S PROFESSIONAL RECORD**

Year	Club	Games	Starts
1982	N.Y. Jets	DNP	— INJURED RESERVE (KNEE)
1983	N.Y. Jets	16	1
1984	N.Y. Jets	16	16
1985	N.Y. Jets	13	11
1986	N.Y. Jets	8	8
1987	N.Y. Jets	8	5
1988	N.Y. Jets	16	16
1989	N.Y. Jets	15	15
1990		DID NOT PLAY	
1991	L.A. Raiders	16	4
1992	L.A. Raiders	16	12
1993	Kansas City	8	0
1994	Minnesota	10	0
1995	Denver	16	0
1996	Denver	7	0
<b>CAREER TOTAL</b>		<b>165</b>	<b>88</b>

**McELROY'S PLAYOFF RECORD**

Year	Club	Games	Starts
1985	N.Y. Jets	1	1
1991	L.A. Raiders	1	0
1993	Kansas City	2	0
1994	Minnesota	1	0
<b>CAREER TOTAL</b>		<b>5</b>	<b>1</b>

**JOHN MOBLEY • LB**  
6-1 • 230 • 2ND YR. • KUTZTOWN, PA.

51

**BORN:** October 10, 1973 in Chester, Pa.  
**HIGH SCHOOL:** Chichester High School  
Chester, Pa.**RESIDES:** Castle Rock, Colo.**ACQUIRED:** Draft #1 (15th overall), 1996**PRO YEAR:** 2nd • **YEAR WITH BRONCOS:** 2nd**NFL GAMES PLAYED/STARTED:** 16/16

John Mobley made an immediate impact on the Broncos' defense in 1996 after the club selected him 15th overall in the '96 NFL Draft. As a rookie he started every game at weakside linebacker while making the transition from Division II Kutztown (Pa.) to the National Football League. The former Division II Player of the Year ('95) made significant strides in his rookie campaign and looks to continue that progress in 1997 as the Broncos' entire starting linebacking unit returns intact. Mobley is joined at the strongside position by 10th-year star Bill Romanowski and in the middle by fourth-year man Allen Aldridge. Mobley was drafted by the Broncos No. 1 in 1996, marking the first opening-round pick for the club since 1993 (Dan Williams), and the club's first choice ever from Kutztown, the same school that produced Buffalo All-Pro wide receiver Andre Reed. **1996:** Mobley turned in an outstanding rookie season, starting all 16 regular season games and the Broncos' one playoff contest at weakside linebacker. He was named All-Rookie by *Pro Football Weekly*, *Football News* and *College & Pro Football Newsweekly*, finishing fifth on the team with 93 tackles (67 solo) and 1.5 sacks (-2). Mobley also broke up four passes, intercepted another (at Minnesota, 11/24) and added four tackles on special teams. He registered a season-high 12 tackles (9 solo) at Cincinnati (9/29), including his first career sack as he dropped Bengals quarterback Jeff Blake. He also came up big at New England (11/17), leading the team with eight solo tackles to spearhead a defensive effort that limited the Patriots' rushing attack to 17 yards in a 34-8 win. At Green Bay (12/8), Mobley made seven tackles (3 solo), knocked down two passes and combined with Michael Dean Perry for the Broncos' only sack of Brett Favre. Mobley remained injury-free much of the season, missing significant time only during the San Diego game (10/6) when he strained a groin muscle in the first half. He started his first postseason game against Jacksonville (1/4/97) and came up with eight tackles (6 solo) and one pass defended. Mobley entered training camp second on the depth chart at weakside linebacker, but quickly cemented a starting position after producing a 14-tackle performance (12 solo) in the preseason opener at San Francisco (8/3). In that game, Mobley was all over the field in the second half and delivered a hit on Gino Torretta that knocked the 49ers' signal-caller out of the game. He finished the preseason with 19 tackles (16 solo), one interception and three pass break-ups.

**COLLEGE:** Mobley was a two-time Division II All-American (first-team 1995, second-team 1994), and was named Division II Player of the Year as a senior in 1995 by *The Poor Man's Guide to the NFL Draft*. He started all 41 games during his four-year career and made 387 tackles (198 solo), recovered eight fumbles, forced four, made eight interceptions with 22 pass deflections, registered 20 sacks (-169) and made 21 tackles-for-loss (-91). Offensively he carried the ball 12 times for 17 yards and five touchdowns, returned seven kickoffs for 226 yards (32.3) with a long of 69 yards, and returned 15 punts for 202 yards (13.5) with a long of 51 yards. Mobley was a telecommunications major.

**PERSONAL:** Mobley earned third-team all-state, second-team All-Suburban and first-team All-Delco honors at Chichester High School in Chester, Pa. He makes his home in Castle Rock, Colo. John Ulysses Mobley was born October 10, 1973 in Chester, Pa.

**MOBLEY'S PROFESSIONAL RECORD**

Year	Club	G	S	UT	A	TT	S-Yds.	I-Yds.	PD	FF	FR
1996	Denver	16	16	67	26	93	1.5-2	1-8	4	0	0
<b>CAREER TOTAL</b>		<b>16</b>	<b>16</b>	<b>67</b>	<b>26</b>	<b>93</b>	<b>1.5-2</b>	<b>1-8</b>	<b>4</b>	<b>0</b>	<b>0</b>

**ADDITIONAL STATISTICS:** Special teams tackles — 1996 (2)**MOBLEY'S PLAYOFF STATISTICS**

Year	Club	G	S	UT	A	TT	S-Yds.	I-Yds.	PD	FF	FR
1996	Denver	1	1	6	2	8	0-0	0-0	1	0	0
<b>PLAYOFF TOTAL</b>		<b>1</b>	<b>1</b>	<b>6</b>	<b>2</b>	<b>8</b>	<b>0-0</b>	<b>0-0</b>	<b>1</b>	<b>0</b>	<b>0</b>

**BILL MUSGRAVE • QB**  
6-3 • 215 • 7TH YR. • OREGON

14

**BORN:** Nov. 11, 1967 in Grand Junction, Colo.  
**HIGH SCHOOL:** Grand Junction High School  
Grand Junction, Colo.**RESIDES:** Denver, Colo.**ACQUIRED:** Unrestricted Free Agent, 1995**PRO YEAR:** 7th • **YEAR WITH BRONCOS:** 3rd**NFL GAMES PLAYED/STARTED:** 11/1

Bill Musgrave proved once again in 1996 to be a very capable backup to John Elway and figures to vie for the same position in 1997, despite a season-ending shoulder injury in Denver's '96 regular season finale at San Diego (12/22). A native of Grand Junction, Colo., Musgrave has successfully picked up Mike Shanahan's West Coast Offense, as his 1996 relief performances attest. He played in the system in San Francisco from 1991-94 before being acquired by the Broncos as an unrestricted free agent during the 1995 offseason. **1996:** Musgrave played in six regular season games (vs. NYJ, 9/1; vs. Kansas City, 10/20; at New England, 11/17; vs. Seattle, 12/1; at Green Bay, 12/8 and at San Diego, 12/22) and made one start (at Green Bay). He completed 31 of 52 passes (59.6%) for 276 yards, including a career-best long of 46 yards to Anthony Miller at New England (11/17). He also threw two interceptions and rushed 12 times for -4 yards, with the bulk of those carries being kneel-downs to run out the clock. In the season-finale at San Diego (12/22) Musgrave completed 11 of 18 passes for 69 yards and one interception before taking a hit late in the third quarter from Junior Seau that dislocated his right shoulder. He underwent surgery Dec. 26 that ended his season and sidelined him for four months. Musgrave was put on injured reserve and replaced on the active roster by T. J. Rubley for the playoffs. In his lone career start two weeks earlier, Musgrave completed 12 of 21 for 101 yards at Green Bay (12/8). A week prior to that performance he replaced an ailing John Elway for a series in the second quarter vs. Seattle (12/1) and led the team to a field goal. He also finished the game at quarterback, and totaled 6 of 7 passing for 51 yards on the day. **1995:** Musgrave was active for 11 games and played in three in his first season as a Bronco, completing 8-of-12 passes for 93 yards. He took his first snaps of the season at Seattle (10/1), the game in which he saw his most extensive action, completing 4-of-8 for 34 yards with a long of 15. It was his first regular-season game action since Oct. 3, 1993, and the first time he had thrown a pass in the regular season since his rookie season of 1991. He was designated as the third quarterback for Games Two, Four, Six, Eight and 10. He also saw action vs. Arizona (11/5) in the fourth quarter, entering the game with 5:20 remaining after Elway surpassed 40,000 career passing yards. He completed his only pass for 12 yards, giving him 126 yards for his career. Musgrave also was credited with three carries for -4 yards, as he knelt with the ball three times to run out the clock in the final 1:52. He also saw action vs. Oakland (10/16) in the fourth quarter, completing all three of his pass attempts for 47 yards with a long of 23. He also recorded his first career rush for no gain. Musgrave entered the game with 6:05 remaining and quarterbacked the Broncos on their final two drives of the game. **1994:** Musgrave was



designated the third quarterback for every regular and postseason game for San Francisco, where he was coached by current Broncos head coach Mike Shanahan (offensive coordinator), offensive coordinator Gary Kubiak (quarterback coach) and tight ends coach Brian Panani (offensive assistant). Musgrave was part of a 49er unit that won Super Bowl XXIX over San Diego (1/29/95), seeing action in the game and completing his only pass. **1993:** Musgrave was active but did not play in the first four games of the season. He replaced Steve Young for the final series versus Minnesota (10/3) but did not attempt a pass. Musgrave was inactive for Weeks 6-18. He was also inactive for both the NFC Divisional Playoff Game versus the Giants (1/15/94) and the NFC Championship Game at Dallas (1/23/94). **1992:** Musgrave was active at the Giants (9/6) but did not play. He was inactive for weeks 2-14, and was then placed on injured reserve (12/15) with an injured left knee, causing him to miss both playoff games. **1991:** Musgrave joined the 49ers as a free agent when he was signed to their practice roster on Aug. 28. He had been waived by Dallas at the end of training camp. Musgrave was activated from the practice squad roster by the 49ers on Nov. 10 and was inactive versus New Orleans (12/1), at Seattle (12/8) and versus Kansas City (12/14). He made his NFL debut versus Chicago (12/23), replacing Steve Young late in the game and completing four of five passes for 33 yards, including his first professional touchdown pass. Musgrave was originally a fourth-round pick (107th overall) by Dallas in 1991.

**COLLEGE:** Musgrave finished an excellent four-year career at Oregon as the school's career record-holder in 15 different offensive categories, including pass attempts (1,106), completions (643), touchdown passes (60) and completion percentage (.573). His touchdown pass mark (60) was second in Pac-10 history behind John Elway at the end of his career, and is now third behind former Stanford QB Steve Stenstrom, while his career yardage total of 8,343 now stands fourth behind Stenstrom, Erik Wilhelm (Oregon State) and Elway. He was named All-Pac-10 and honorable mention All-America as a senior. He led the Ducks to consecutive bowl appearances in his junior and senior seasons, the school's first back-to-back bowl berths since 1947-48. He also participated in the East-West Shrine Game, Hula and Japan Bowls following his senior season. Musgrave was a three-time Pac-10 All-Academic selection and was named the nation's All-Academic Player of the Year. He received an NCAA post-graduate scholarship as well as the National Football Foundation's Scholar-Athlete Award for his academic achievements.

**PERSONAL:** A native of Grand Junction, Colo., Musgrave starred in football at Grand Junction High School where he was named the Colorado High School Athlete of the Year for 1985, tossing a state-record 30 touchdown passes. He was also winner of the *Denver Post* Gold Helmet Award as the state's top scholar-athlete, and celebrated the 10th anniversary of that award in 1995 by presenting that year's Gold Helmet award to the winner prior to kickoff of the Broncos' final home game against Seattle, Dec. 10, 1995. William Scott Musgrave was born Nov. 11, 1967 in Grand Junction. He is single and makes his home in Denver.

#### MUSGRAVE'S PROFESSIONAL RECORD

Year	Club	PASSING									
		G	S	Att.	Comp.	Pct.	Yds.	TD	Int.	LG	Sack
1991	San Fran.	1	0	5	4	80.0	33	1	0	15t	0
1992	San Fran.	0	0	0	0	0.0	0	0	0	—	0
1993	San Fran.	1	0	0	0	0.0	0	0	0	—	0
1994	San Fran.	0	0	0	0	0.0	0	0	0	—	0
1995	Denver	3	0	12	8	66.7	93	0	0	23	0
1996	Denver	6	1	52	31	59.6	276	0	2	46	4
<b>CAREER TOTAL</b>		<b>11</b>	<b>1</b>	<b>69</b>	<b>43</b>	<b>62.3</b>	<b>402</b>	<b>1</b>	<b>2</b>	<b>46</b>	<b>4</b>

Year	Club	RUSHING				
		Att.	Yds.	Avg.	LG	TD
1991	San Fran.	0	0	0.0	0	0
1992	San Fran.	0	0	0.0	0	0
1993	San Fran.	0	0	0.0	0	0
1994	San Fran.	0	0	0.0	0	0
1995	Denver	4	-4	-1.0	-1	0
1996	Denver	12	-4	-0.3	6	0
<b>CAREER TOTAL</b>		<b>16</b>	<b>-8</b>	<b>-0.5</b>	<b>6</b>	<b>0</b>

#### MUSGRAVE'S PLAYOFF RECORD

Year	Club	PASSING									
		G	S	Att.	Comp.	Pct.	Yds.	TD	Int.	LG	Sack
1994	San Fran.	1	0	1	1	100.0	6	0	0	6	0
<b>CAREER TOTAL</b>		<b>1</b>	<b>0</b>	<b>1</b>	<b>1</b>	<b>100.0</b>	<b>6</b>	<b>0</b>	<b>0</b>	<b>6</b>	<b>0</b>

#### MUSGRAVE'S SINGLE-GAME HIGHS

(Postseason in parenthesis)

Most pass attempts — 21 at Green Bay, 12/8/96 (1 vs. San Diego, 1/29/95). Most completions — 12 at Green Bay, 12/8/96 (1 vs. San Diego, 1/29/95). Longest completion — 46 yards at New England, 11/17/96 (6 yards vs. San Diego, 1/29/95).



#### GODFREY MYLES • LB

6-1 • 240 • 7TH YR. • FLORIDA

BORN: September 22, 1968 in Miami, Fla.  
HIGH SCHOOL: Carol City High School  
Miami, Fla.

RESIDES: Miami, Fla.

ACQUIRED: Free Agent, 1997

PRO YEAR: 7th • YEAR WITH BRONCOS: 1st

NFL GAMES PLAYED/STARTED: 76/11

52

Godfrey Myles is in his first year with the Broncos, signed in the offseason to add veteran depth to the Broncos' linebacking corps. He spent his first six NFL seasons with Dallas, playing in 76 games and starting 11. He has also played in 13 postseason contests with one start. Myles has 173 career tackles (93 solo), five tackles for losses, two interceptions, six passes defended, 10 quarterback pressures, one forced fumble and one recovered fumble. He has earned three Super Bowl rings with the Cowboys, including one in 1995 when he started 11 of the 16 games he played in and tallied 99 tackles (57 solo), one interception, five passes defended and one forced fumble. Myles suffered a torn anterior cruciate ligament in his left knee in Dallas' 27-17 Super Bowl victory over Pittsburgh. A former Florida Gator, he was drafted in the third round by Dallas in 1991. **1996:** Myles played in all 16 games for Dallas and registered 23 stops (11 solo). In the postseason he added one solo tackle against Minnesota in Dallas' NFC Wild Card Game (12/28), and one assisted tackle in Dallas' NFC Divisional Playoff Game at Carolina (1/5/97). Myles helped lead Dallas to their fifth straight NFC East crown. **1995:** Myles played in all 16 regular season games for Dallas and started 11, and had 99 tackles (57 solo), one interception, five passes defended and one forced fumble as the Cowboys won their third Super Bowl in four years. He played in all three postseason contests, including a start in the NFC Championship Game victory over Green Bay (1/14/96). Myles had one sack for seven yards in Dallas' NFC Divisional Playoff victory over Philadelphia (1/7/96). He suffered a torn anterior cruciate ligament in his left knee in Dallas' 27-17 Super Bowl XXX victory over Pittsburgh. He received his first start as a pro in the season opener at the New York Giants on Monday Night Football (9/4), registering a career-high six tackles in Dallas' 35-0 victory. He bettered that mark the next week at home against Denver (9/10) with nine stops in a 31-21 win. Myles had six tackles and his first career forced fumble at Washington (10/1) and earned a game ball a week later against Green Bay with a seven-tackle effort that included his second career interception which he returned 15 yards. Myles had nine stops at Oakland (11/19) after taking over at middle linebacker when Robert Jones suffered a pulled groin/abdomen. He made his first start at middle linebacker the next week against Kansas City (11/23) in a 24-12 victory and tied for the team lead with eight tackles. Myles had a team-high 12 stops Dec. 10 at Philadelphia, and followed that up with a career-high 15 the next week against the Giants. He recovered his first career fumble in the regular season finale at Arizona (12/25), leading to a touchdown. **1994:** Myles played in 15 regular season games and two postseason contests for Dallas, finishing the season with 13 tackles (seven solo), including one for a loss. He played mostly on special teams and in short-yardage nickel defenses. Against the Eagles (10/16) he recorded four tackles. In the fourth quarter against the Giants (11/7)

Myles recorded three tackles, including one for loss. He took over at strongside linebacker in the first quarter of the NFC Championship Game at San Francisco (1/15/95) when Dixon Edwards went down with a dislocated shoulder, finishing the contest with four tackles. **1993:** Myles played in 10 regular season games and all three postseason contests for Dallas, including the Cowboys' 30-13 victory over Buffalo in Super Bowl XXVIII. He began the season on the physically unable to perform list because of a knee injury suffered during the Cowboys' victory in Super Bowl XXVII over Buffalo (1/27/93). He recovered ahead of schedule and returned to practice Oct. 13, playing in his first game 18 days later at Philadelphia and recording four tackles in limited duty. Myles finished the season with 17 tackles (six solo), including one for a loss. **1992:** Myles played in all 16 games and all three postseason contests for Dallas, including the Cowboys' 52-17 victory over Buffalo in Super Bowl XXVII. He did, however, suffer torn ligaments in his right knee during that contest, an injury that kept him out of the first nine weeks of the '93 season. For the season he recorded 21 tackles (12 solo) on defense and added nine more on special teams, while snagging his first professional interception in the regular season finale vs. Chicago (12/27). He had four stops against the Raiders (10/25) after replacing an injured Vinson Smith midway through the third quarter. **1991:** Myles saw action in only three games in his rookie season due to an old injury to his right shoulder. He underwent surgery on the shoulder Oct. 10 after being placed on injured reserve Sept. 25 and missed the remainder of the season. Myles was the Cowboys' first selection of the third round in the 1991 NFL Draft.

**COLLEGE:** Myles played collegiately at the University of Florida, where in his first two years his strength coach was Broncos strength coach Rich Tuten. Myles was an honorable mention All-America pick in 1989 and 1990, starting all 11 games during his senior season at the "Gatorback" position, a combination of linebacker and defensive back. He was named the "most underrated player in the country" by *The Sporting News* prior to his junior year. In his final 19 starts at Florida he compiled 15 tackles for loss, four interceptions, eight passes defended, 3.5 sacks, three forced fumbles and one fumble recovery. Myles was a sociology major at Florida.

**PERSONAL:** Myles was a second-team all-state pick at Carol City High School in Miami, Fla. He was also selected to Florida's 35-man Super Squad that met a team of Georgia prep all-stars in the summer of 1987. He was born Sept. 22, 1968 in Miami.

#### MYLES' PROFESSIONAL RECORD

Year	Club	G	S	UT	A	TT	S-Yds.	I-Yds.	PD	FF	FR
1991	Dallas	3	0	0	0	0	0-0	0-0	0	0	0
1992	Dallas	16	0	12	9	21	0-0	1-3	1	0	0
1993	Dallas	10	0	6	11	17	0-0	0-0	0	0	0
1994	Dallas	15	0	7	6	13	0-0	0-0	0	0	0
1995	Dallas	16	11	57	42	99	0-0	1-15	5	1	1
1996	Dallas	16	0	11	12	23	0-0	0-0	0	0	0
<b>CAREER TOTAL</b>		<b>76</b>	<b>11</b>	<b>93</b>	<b>80</b>	<b>173</b>	<b>0-0</b>	<b>2-28</b>	<b>6</b>	<b>1</b>	<b>1</b>

ADDITIONAL STATISTICS: Special teams tackles - 1992 (9).

#### MYLES' POSTSEASON RECORD

Year	Club	G	S	UT	A	TT	S-Yds.	I-Yds.	PD	FF	FR
1992	Dallas	3	0	0	0	0	0-0	0-0	0	0	0
1993	Dallas	3	0	1	1	2	0-0	0-0	0	0	0
1994	Dallas	2	0	3	2	5	0-0	0-0	0	0	0
1995	Dallas	3	1	4	0	4	1-7	0-0	1	0	0
1996	Dallas	2	0	1	1	2	0-0	0-0	0	0	0
<b>CAREER TOTAL</b>		<b>13</b>	<b>1</b>	<b>9</b>	<b>4</b>	<b>13</b>	<b>1-7</b>	<b>0-0</b>	<b>1</b>	<b>0</b>	<b>0</b>

#### LONG DROUGHT

The Broncos' longest current drought between meetings with any NFL opponent is with the Miami Dolphins, whom they have not played in a regular season game since Sept. 29, 1985. In fact, they have only played the Dolphins twice in the last 20 years.



#### TOM NALEN • C

6-2 • 280 • 4TH YR. • BOSTON COLLEGE

**BORN:** May 13, 1971 in Foxboro, Mass.  
**HIGH SCHOOL:** Foxboro High School  
Foxboro, Mass.

**RESIDES:** Wrentham, Mass.

**ACQUIRED:** Draft #7c (218th overall), 1994

**PRO YEAR:** 4th • **YEAR WITH BRONCOS:** 4th

**NFL GAMES PLAYED/STARTED:** 38/32

Tom Nalen continued his progression toward membership among the NFL's elite offensive linemen in 1996, starting all 16 games at center in his third professional season. His work ethic and tenacity have helped him blossom from a seventh-round pick in 1994 to a potential Pro Bowl performer in the not-too-distant future. Nalen has played in 38 games and made 32 starts in his career. **1996:** Nalen started all 16 regular season games at center, playing a key role on a unit that cleared the way for AFC rushing leader Terrell Davis (1,538 yards) and allowed just 31 sacks. He suffered a partial tear to his medial collateral ligament early in the Minnesota game (11/24) and was listed as questionable for the Seattle game (12/1) but did start. He also started Denver's lone playoff contest. The Broncos rushed for over 100 yards in a game on 10 occasions during the 1996 season, and topped the 200-yard mark on four of those occasions. Overall, the Broncos' offense was the most productive in football in 1996, averaging 361.9 yards per game. **1995:** Nalen started 15 of the Broncos' 16 games, missing only the Week Four matchup at San Diego (9/24) while recovering from arthroscopic surgery to repair a lateral meniscus tear in his left knee suffered in the Washington game (9/17). He underwent arthroscopic surgery at the Steadman-Hawkins Clinic in Vail, Colo., Sept. 18, and was expected to miss three to four weeks, but returned to his starting position at Seattle (10/1). Behind the blocking of Nalen and the rest of the offensive line, Denver was able to rush for over 100 yards in a game 11 out of 16 times during the 1995 season, and produce a 1,000-yard rusher in rookie Terrell Davis (1,117). **1994:** Nalen played in seven games for the Broncos, including a start at left guard in his first NFL appearance against the Rams (11/6). Nalen continued to make appearances on the offensive line over the remainder of the season. Nalen entered camp in July as a rookie draft choice out of Boston College, was waived just prior to the start of the regular season and then re-signed to the practice squad Sept. 6. He was signed to the active roster the week of the Rams game to start in place of an injured Jon Melander.

**COLLEGE:** Nalen was a three-year starter in his five seasons at Boston College, earning numerous honors that included third-team Associated Press All-America, second-team All-Big East, and first-team ECAC citations. He closed out his outstanding college career with appearances in the East-West Shrine and Senior Bowl games. In 1993 Nalen was an honorable mention All-American and All-Big East second-team pick by *The Poor Man's Guide to the NFL Draft*, starting all year and leading the way as the Eagles ranked fourth in the nation in total offense (506.4 yards per game). Nalen's blocking was a key factor in the Boston College upset win over Notre Dame in South Bend. Nalen started every game from 1991-93 after serving as the deep-snapper, backup center and then starting center for the last three games in 1990. He redshirted in '89.

**PERSONAL:** A native of Foxboro, Mass., Nalen lettered three times each in football and basketball and twice in track at Foxboro (Mass.) High School. He was All-Hockamack League and an all-state selection by the *Boston Globe*, *Boston Herald*, *Sun Chronicle*, and *Patriot Ledger*, adding state Lineman of the Year honors as a senior. Tom led the team to a pair of Division III titles and played in the Shrine All-Star Game, serving as team captain in both football and basketball. An all-conference and team MVP in basketball, he was named to the Academic All-State team by the Massachusetts Basketball Coaches



Association. Tom has his degree in accounting from Boston College and would like ultimately to become a certified public accountant. Tom likes golf, basketball, and video games, and he has the strange superstition of not allowing his practice uniform to be washed during the season. Tom and his wife, Denise, have a daughter, Delaney, and make their home in Wrentham, Mass. Thomas Andrew Nalen was born May 13, 1971 in Foxboro, Mass.

#### NALEN'S PROFESSIONAL RECORD

Year	Club	Games	Starts
1994	Denver	7	1
1995	Denver	15	15
1996	Denver	16	16
<b>CAREER TOTAL</b>		<b>38</b>	<b>32</b>

#### NALEN'S PLAYOFF RECORD

Year	Club	Games	Starts
1996	Denver	1	1
<b>CAREER TOTAL</b>		<b>1</b>	<b>1</b>



### **TOM NUTTEN • G**

6-4 • 295 • 2ND YR. • WESTERN MICH.

**BORN:** June 8, 1971 in Magog, Quebec, Canada  
**HIGH SCHOOL:** Champlain Regional High School  
 Lennoxville, Quebec, Canada

**RESIDES:** Kalamazoo, Mich.

**ACQUIRED:** Free Agent, 1997

**PRO YEAR:** 2nd • **YEAR WITH BRONCOS:** 1st

**NFL GAMES PLAYED/STARTED:** 0/0

61

**T**om Nutten will look to solidify a very strong offensive line for the Broncos in 1997 after signing with the club during the offseason. He will also be competing for the long-snapper position, left vacant when Jeff Robinson signed with the St. Louis Rams, also during the offseason. Nutten is in his second year out of Western Michigan. He spent two games of the 1995 season on Buffalo's active roster and the rest on the practice squad. **1996:** Nutten was in training camp with the Buffalo Bills, but was waived before the season. **1995:** Nutten did not play in any games with the Buffalo Bills, though he was active for two. He spent the rest of the season on Buffalo's practice squad after being drafted in the seventh round by the Bills (221st overall) in 1995.

**COLLEGE:** Nutten played four years at Western Michigan, earning All-Mid-American Conference once. He played left tackle his senior season in 1994 and produced 42 knockdown blocks after starting every game of his junior year at left guard when he was one of the team's four captains. Nutten started eight games as a sophomore at center, missing the final three with an ankle injury. He was the only true freshman to earn a letter in 1991, playing in every game as a reserve and on special teams. Nutten earned academic honors as a marketing major at WMU.

**PERSONAL:** Nutten's last name is pronounced "Newton." He was a team captain at Champlain Regional High School in Lennoxville, Quebec, Canada, where he was also named Most Improved Athlete in hockey and rugby. Nutten is single and makes his offseason home in Kalamazoo, Mich. He was born June 8, 1971 in Magog, Quebec, Canada.

#### NUTTEN'S PROFESSIONAL RECORD

Year	Club	Games	Starts
1995	Buffalo	0	0
1996		OUT OF FOOTBALL	
<b>CAREER TOTAL</b>		<b>0</b>	<b>0</b>



### **MICHAEL DEAN PERRY • DT**

6-1 • 285 • 10TH YR. • CLEMSON

95

**BORN:** August 27, 1965 in Aiken, S.C.  
**HIGH SCHOOL:** South Aiken High School  
 Aiken, S.C.

**RESIDES:** Cornelius, N.C.

**ACQUIRED:** Unrestricted Free Agent, 1995

**PRO YEAR:** 10th • **YEAR WITH BRONCOS:** 3rd

**NFL GAMES PLAYED/STARTED:** 137/118

**M**ichael Dean Perry made a return to his familiar All-Pro status in 1996, helping the Broncos to the AFC West title. Perry and the rest of the Broncos' defense had one of the best seasons in franchise history, finishing fourth in the NFL in total defense and No. 1 against the run. The 10th-year pro has now played in 137 NFL games, with 118 starts to his credit, and has racked up 587 tackles (450 solo), 61 sacks, 27 passes defended, 14 forced fumbles and eight fumble recoveries. A six-time Pro Bowler (1989-91, 1993-94, 1996), Perry will anchor arguably the best defensive line in pro football in 1997, playing alongside fellow Pro Bowlers Alfred Williams (1996) and Neil Smith (1991-95) and a host of other talented players. Perry signed with the Broncos as a free agent in 1995 and immediately showed his worth to the Denver defense as that unit has lowered its league ranking from 28th the year prior to his arrival to fourth in '96. **1996:** Perry — selected to his sixth Pro Bowl (first as a Bronco) and named second-team All-AFC by UPI — started 15 of the 16 regular season games at right defensive tackle and made 39 tackles (33 solo), with 3.5 sacks (-23), two forced fumbles, one fumble recovery and four pass breakups. Perry was chosen as defensive captain for the '96 season by his teammates. On opening day vs. the N.Y. Jets (9/1) Perry started at right defensive tackle and made a big splash in his '96 debut, recording four solo tackles, one fumble recovery and 1.5 sacks for 12.5 yards lost. The following week at Seattle (9/8) Perry made four tackles (3 solo), including a half a sack, combining with Mike Lodish for a three-yard loss. Two weeks later at Kansas City (9/22) Perry made three solo tackles, including his third sack of the year (-7). Against San Diego (10/6) Perry had a fine all-around day with six tackles (5 solo), one forced fumble and one pass breakup. At Green Bay (12/8) Perry tied a season-high with six solo tackles and combined with John Mobley for the Broncos' only sack (-2). On Dec. 15 vs. Oakland, Perry posted two solo tackles while knocking down two passes in a 24-19 Bronco win. On Dec. 22 at San Diego, Perry was declared inactive (Sunday) for the season finale to rest a sore ankle. In Denver's AFC Divisional Playoff vs. Jacksonville, Perry started at right defensive tackle and finished with five tackles (4 solo). **1995:** Perry started 14 of the Broncos' 16 games, and was a big force on the defensive line, accumulating 42 tackles (38 solo), six sacks, eight passes defended and two forced fumbles. He was voted by his teammates as the club's Most Inspirational Player for '95. Perry missed the Dallas (9/10) and Washington (9/17) contests following arthroscopic surgery to repair the medial meniscus in his right knee. The injury occurred in the season-opener against Buffalo (9/3), a game in which Perry recorded his first sack in his first game as a Bronco. He had surgery Sept. 5, and returned to the starting lineup at San Diego (9/24). On Oct. 1 at Seattle, Perry started at right defensive tackle and recorded four tackles (3 solo), including a 12-yard sack of Seahawks quarterback Rick Mirer. On Oct. 8 at New England, Perry turned in a dominating performance, recording four solo tackles, two sacks, two forced fumbles and one pass defended in Denver's 37-3 victory. On Nov. 5 vs. Arizona, Perry made two solo tackles — including his fifth sack for a nine-yard loss — with one pass defended. On Christmas Eve at Oakland Perry made four solo tackles, including his sixth sack of the season for a two-yard loss in Denver's 31-28 victory. **1994:** Perry played in 14 games, including 13 starts, and registered 69 stops (46 solo), four sacks and three passes defended en route to his fifth Pro Bowl appearance in the

last six seasons. He was named to the starting lineup for the third time in his career (1989 and '90). He was also named second-team All-Pro and All-AFC by *Football News*. Perry had five tackles and one pass deflection in the season opener at Cincinnati (9/4) in a 28-20 victory. He had six tackles and three QB pressures vs. Pittsburgh (9/11). Perry recorded two solo stops and four QB pressures vs. Arizona (9/18). He had five stops and four QB pressures in an 11-8 win at Houston (10/13). Perry registered six solo tackles, four QB pressures and a batted pass in a 37-13 win vs. Cincinnati (10/23) in his 100th pro game. He recorded six stops and two more QB pressures at Denver (10/30) before leaving the game with a bruised shoulder. He was inactive (11/6) vs. New England. He returned to action at Philadelphia and had seven tackles, two sacks and a forced fumble in a 267 victory. He was credited with nine tackles at Kansas City (11/20). He recorded a solo stop and a QB pressure vs. the Giants (12/4) before leaving the game with back spasms. He did not start at Dallas (12/10) due to back pain, but saw action and recorded two tackles and two QB pressures in a 19-14 win. He had five tackles and one sack at Pittsburgh (12/18). In an AFC Wild Card Game vs. New England (1/1/95) he had four QB pressures and one tackle in a 20-13 win. On 1/7/95, he had three solo tackles and a QB pressure at Pittsburgh in an AFC Divisional Playoff Game. **1993:** Perry played in all 16 games with 13 starts. He had 81 tackles (63 solo), six sacks, two forced and two recovered fumbles. He earned Pro Bowl honors and was named to the *Sporting News* All-Pro Team. He led the team with 11 stops (nine solo) and two sacks in an opening-day victory vs. Cincinnati (9/5). One of his sacks of David Klingler forced a fumble. He recorded six tackles and recovered a fumble in a 23-13 Monday Night win vs. San Francisco. He had seven tackles (six solo) and one sack at Atlanta (11/28). He duplicated his stats against the Falcons when the Browns beat New Orleans 17-13 (12/5). He recorded the 47th sack of his career at Houston (12/12) to move into fourth place on the team's all-time sack list. He had six tackles, including two half sacks at Pittsburgh (1/2/94). **1992:** Perry started all 14 games in which he played. He finished the season with 51 tackles (39 solo), eight-and-a-half sacks and three passes defended. He earned first-team All-NFL from the *Sporting News*. Due to an injury to his knee suffered in the preseason, he was inactive for the second and third games of the season (9/14 vs. Miami and 9/20 at Raiders). He had an eight-yard sack and four QB pressures vs. Denver (9/27). He registered the 35th sack of his career at New England (10/25) to move into fifth place on the team's all-time sack list. He had five tackles and one-and-a-half sacks in a 27-14 win over Chicago (11/29). He recorded two sacks among his five solo tackles, and had five QB pressures in a 37-21 win over Cinc. (12/6). He had his second straight two-sack game at Detroit (12/13) and was second on the team with eight total tackles (seven solo). He had five stops and a sack at Pittsburgh (12/27). **1991:** Perry played in all 16 games, starting 15. He finished the season with 81 tackles (64 solo), eight-and-a-half sacks, two forced fumbles and two passes defended. He was the only Brown to be named to the Pro Bowl, while also earning second-team AP All-Pro honors. He was also named *USA Today* and NFLPA Outstanding Player, NEA All-Pro, *Sporting News* All-Pro, *Pro Football Weekly* All-AFC and Cleveland Touchdown Club Defensive Player of the Year. He did not start in the season-opener vs. Dallas due to contractual holdout, but still played against the Cowboys. On 9/8, he had eleven stops (nine solo) and two sacks at New England. On 9/22 at the Giants, he recorded a season-high 10 solo tackles, one assist, two sacks and a forced fumble. He had his third two-sack game of the year vs. Philadelphia (11/10), along with seven tackles (six solo). In season-finale at Pittsburgh he had four tackles, one-and-a-half sacks and a blocked field goal attempt. **1990:** Perry started all 16 games en route to his best professional season to date. He had 101 tackles (85 solo), 11 1/2 sacks, two forced fumbles, and one fumble recovery. He was a Pro Bowl starter whose sack total and 28 QB pressures were the most by any NFL interior lineman. The sack total was also the seventh-best single-season mark in team history. He was named

to AP's All-Pro team, UPI's All-AFC team, PFWA's All-Pro team, NEA's All-Pro team, *Pro Football Weekly's* All-Pro team, *The Sporting News* All-Pro team, *College & Pro Football Weekly's* NFL All-Pro second team, and *Football Digest's* All-Pro team. He recorded two sacks for 29 yards in losses in the fourth quarter vs. Pittsburgh, among his six solo stops, and also had five QB pressures. He had two sacks at the Jets (9/16). He recorded his ninth sack of the season among his three tackles at Houston (12/9). He had a career-high two-and-a-half sacks vs. Atlanta (12/16). **1989:** Perry started all 16 regular season games, and two playoff games. He had 92 tackles (62 solo), seven sacks, 49 QB pressures, two forced and two recovered fumbles, and a career-high seven passes defended in regular season play, and added nine stops and nine QB pressures in the playoffs. That season, Perry was named UPI Defensive Player of the Year, a Pro Bowl starter for the first time in his career, K.C. 101 Club Defensive Player of the Year, AP All-Pro, UPI All-AFC All-Star (first team), *Pro Football Weekly* All-Pro (AFC), *Football News* All-Pro (AFC) and Cleveland Touchdown Club Defensive Player of the Year. Perry also managed to draw 16 holding penalties during the season. He recorded six tackles and two sacks at Indianapolis (12/10), while also causing a fumble, batting a pass and recording two QB pressures. In the Pro Bowl, he recorded five tackles and a batted pass, starting at nose tackle alongside Bruce Smith and Lee Williams. **1988:** Perry played in all 16 games as a rookie, starting two, and played in the Browns' playoff game vs. Houston (12/24/88). He finished the year with 25 tackles (20 solo), six sacks, and two forced and two recovered fumbles. He also returned one of his fumble recoveries for his only professional touchdown. He recorded his first career sack in a 23-17 win over Indianapolis (9/19). He sacked Boomer Esiason on the game's last play to preserve a 23-16 win vs. Cincinnati. He had his first career two-sack game on 11/20 vs. Pittsburgh, and also had three tackles, one QB pressure and a fumble recovery against the Steelers. He scored on a 10-yard fumble for his first professional TD vs. Houston. He started the final two games of the year (12/12 at Miami, his first NFL start) and the AFC Wild Card Game vs. Houston (12/24/88). Perry was Cleveland's second-round selection, the 50th player taken overall in the 1988 NFL draft.

**COLLEGE:** Perry holds Clemson's all-time sack mark with 28, breaking the mark previously held by his brother, William "Refrigerator" Perry (played with Bears and Eagles, and now with the London Monarchs of the World League). As a senior (1987), Michael Dean won the ACC Defensive Player of the Year Award, as well as second-team All-America honors from *The Sporting News* and *Football News*. He was one of the three finalists for the Outland Trophy, given to the nation's best down lineman. Perry earned first-team All-ACC and AP All-America honorable mention as a junior. He was hampered by an ankle injury and played in only 37% of the defensive snaps. Perry still led the team with nine sacks and 15 tackles for 84 yards in losses. He missed five games due to a fractured right fibula (9/31/85) as a sophomore. As a freshman, he recorded 15 tackles for loss, including seven sacks, second to his brother William's 26 loss-tackles as a senior in 1984. Michael Dean earned first-team freshman All-America honors in 1984 after redshirting in 1983. He was a recreation and parks major.

**PERSONAL:** Michael Dean starred at South Aiken (S.C.) High School, capturing all-conference and all-district honors three straight years. During the 1990 season with the Browns, he and teammate Eric Metcalf delivered pizzas on Monday nights as part of a Pizza Hut promotional campaign. He has participated in the Foot Locker Slam Fest competition (Jan., 1991) in Boca Raton, Fla., against such athletes as Barry Sanders, Deion Sanders and Barry Bonds. Michael Dean is also only the second athlete (after Michael Jordan) to have a McDonald's hamburger named after him (The "MDP"). He also participated on the Browns' charity basketball team. Michael Dean is one of 12 children. He and his wife Trini have three daughters (Taylor Denise, Amber, and Tyrah). Perry was born Aug. 27, 1965 in Aiken, S.C.



## PERRY'S PROFESSIONAL RECORD

Year	Club	G	S	UT	A	TT	S-Yds.	I-Yds.	PD	FF	FR
1988	Cleveland	16	2	20	5	25	6-42	0-0	0	2	2
1989	Cleveland	16	16	62	30	92	7-53.5	0-0	7	2	2
1990	Cleveland	16	16	85	22	107	11.5-93	0-0	0	2	1
1991	Cleveland	16	15	64	17	81	8.5-58	0-0	2	2	0
1992	Cleveland	14	14	39	12	51	8.5-53	0-0	3	0	0
1993	Cleveland	16	13	63	18	81	6-36.5	0-0	0	2	2
1994	Cleveland	14	13	46	23	69	4-32	0-0	3	0	0
1995	Denver	14	14	38	4	42	6-52	0-0	8	2	0
1996	Denver	15	15	33	6	39	3.5-23	0-0	4	2	1
<b>CAREER TOTAL</b>		<b>137</b>	<b>118</b>	<b>450</b>	<b>137</b>	<b>587</b>	<b>61-443</b>	<b>0-0</b>	<b>27</b>	<b>14</b>	<b>8</b>

**ADDITIONAL STATISTICS:** Recovered a fumble and returned it 10 yards for a touchdown vs. Houston in (12/18).

## PERRY'S PLAYOFF STATISTICS

Year	Club	G	S	UT	A	TT	S-Yds.	I-Yds.	PD	FF	FR
1988	Cleveland	1	1	2	0	2	0-0	0-0	0	0	0
1989	Cleveland	2	2	9	0	9	0-0	0-0	0	0	0
1994	Cleveland	2	2	4	0	4	0-0	0-0	0	0	0
1996	Denver	1	1	4	1	5	0-0	0-0	0	0	0
<b>PLAYOFF TOTAL</b>		<b>6</b>	<b>6</b>	<b>19</b>	<b>1</b>	<b>20</b>	<b>0-0</b>	<b>0-0</b>	<b>0</b>	<b>0</b>	<b>0</b>



**REGGIE RIVERS • RB**  
6-1 • 215 • 7TH YR. • S.W. TEXAS ST.

**BORN:** February 22, 1968 in Dayton, Ohio  
**HIGH SCHOOL:** Randolph High School  
San Antonio, Texas  
**RESIDES:** Denver, Colo.  
**ACQUIRED:** Free Agent, 1991  
**PRO YEAR:** 7th • **YEAR WITH BRONCOS:** 7th  
**NFL GAMES PLAYED/STARTED:** 96/5

38

Reggie Rivers remains a vital cog in the Broncos' attack, whether on special teams or in the backfield. He is annually regarded as one of the Broncos' best special teams players and continues to be a valued member of the team, both on and off the field. In his six seasons the former undrafted free agent has played in 96 games and started five, rushing 138 times for 428 yards (3.1) and catching 75 passes for 675 yards (9.0). He has six rushing touchdowns and two more through the air. **1996:** Rivers played in all 16 regular season games as a key figure on the special teams unit, making one tackle according to unofficial press box statistics. He was in on several offensive plays as well, rushing twice for six yards and catching one pass for -1 yard. Rivers saw his most extensive action at Cincinnati (9/29) after Aaron Craver left in the first quarter with an injury. Rivers was honored as the Denver Broncos' True Value/NFL Man of the Year in October, putting him in contention with the other 29 team winners for the overall NFL Man of the Year Award. In Denver's AFC Divisional Playoff vs. Jacksonville (1/4/97) Rivers contributed on special teams. **1995:** Rivers played in all 16 games, primarily on special teams. He recorded seven tackles and a forced fumble on special teams. On offense, Rivers carried twice for two yards and caught three passes for 32 yards (10.7). Against Oakland on Monday Night Football (10/16), Rivers saw action on special teams and in the backfield, catching one pass for 23 yards, his longest gain from scrimmage of the season. His forced fumble on special teams came against San Diego (11/19). **1994:** Rivers played in all 16 games and finished the year with 83 rushing yards on 43 carries (1.9 average) and scored two rushing touchdowns. He also caught 20 passes for 136 yards, including a long-reception of 25 yards at Buffalo (9/26). He saw more time at running back after Rod Bernstein was sidelined with an injury. Rivers carried the ball a career-high 10 times at Seattle (10/9) for 24 yards. His top rushing performance came at Kansas City (12/4) when carried the ball seven times for 25 yards. Rivers caught four passes for a season-high 37 yards in the game at Buffalo (9/26) and matched that number of catches (for 25 yards) in the season-finale versus New Orleans. **1993:** Rivers blocked two punts at critical times in the Broncos' wins over Cleveland (11/7) and Kansas City

(12/12). At Cleveland, Rivers' blocked punt resulted in a safety, putting the Broncos up 9-0. Versus Kansas City, Rivers' block put the Broncos in position for the touchdown that put the team ahead for good. Rivers was the only NFL player to block two punts in the 1993 season. He also contributed at the running back position, compiling 50 yards rushing with one touchdown, and catching six passes with one TD. **1992:** Rivers emerged as one of Denver's key offensive performers in 1992. He moved into the starting fullback position midway through the season and ended the campaign second on the team in rushing with 282 yards and three touchdowns on 74 carries. He was third with 45 receptions for 449 yards and a score. He scored two game-winning touchdowns, one on a 20-yard run vs. Houston (10/18) with 1:34 left and also with a one-yard run against the Raiders (9/6) with just 55 seconds left in the game. Rivers rushed for a career-high 66 yards at Cleveland (9/27), including a 48-yard run. He set new career marks in receiving with nine catches for 76 yards at San Diego (10/25) and a 37-yard reception vs. Seattle (12/20). Rivers received the Broncos' 1992 Bob Martin Award, which is given annually to the Broncos player who is most cooperative with the media. He also received the team's Community Action Player Award for his volunteer service throughout Colorado. **1991:** He played primarily on special teams in 1991, although he did see some action as a back-up fullback. On the special teams unit Rivers registered 10 tackles, seven assists, and four knockdown blocks - enough to earn a spot on the *Pro Football Weekly* All-Rookie team as a special teams player. He also rushed two times for five yards.

**COLLEGE:** Rivers rushed for 2,507 yards and 10 touchdowns in four seasons at Southwest Texas State. Following a senior campaign in which he led the Southland Conference with 1,145 yards and five scores for the Bobcats, he earned numerous first- and second-team All-America honors, and was a first-team all-conference selection. In 1989 he was named second-team all-conference and as a freshman was a member of the conference's All-Academic squad.

**PERSONAL:** Reggie is single and lives in Denver. Born in Dayton, Ohio, he lettered twice each in football, basketball and track at Randolph High School in San Antonio, Texas. Rivers has a degree in journalism and writes a weekly Sunday sports column for the *Rocky Mountain News*, which is syndicated in 14 other newspapers. During the offseason he hosts a Sunday afternoon radio program broadcast on KOA-850 AM, the Broncos' flagship station, and contributes weekly news stories for KUSA-TV in Denver. He has interned at the *San Antonio (Tex.) Light*, the *Austin (Tex.) American-Statesman*, and *Newsday* (Long Island). In 1995 he co-authored the autobiography of former Broncos teammate Vance Johnson, titled *The Vance; The Beginning and the End*. He has recently completed, and is looking to publish, a novel about a professional football player, titled *Power Shift*. Reggie enjoys reading fiction novels and writing short stories and articles. He was recognized in 1996 for his extensive community involvement by being named the Broncos' winner of the True Value/NFL Man of the Year Award, putting him in contention with the other 29 teams' winners for the overall NFL award. He had been one of the Broncos' three nominees in 1995, the same year in which he was chosen as the Broncos' recipient of the NFL Players Association's Unsung Hero Award. Rivers also tried his hand at acting in 1995, playing the role of an aged Colorado Rockies player Eric Young in a video entitled "The Legend of the Blake Street Bombers, Chapter One." The video was a fund-raising project for The Blake Street Bombers Foundation, and featured several Rockies players, as well as manager Don Baylor. Reginald C. Rivers was born February 22, 1968 in Dayton, Ohio.

## RIVERS' PROFESSIONAL RECORD

Year	Club	G	S	RUSHING				RECEIVING			
				No.	Yds.	Avg.	LG	TD	No.	Yds.	Avg.
1991	Denver	16	0	2	5	2.5	3	0	0	0	0.0
1992	Denver	16	3	74	282	3.8	48	3	45	449	10.0
1993	Denver	16	2	15	50	3.3	14	1	6	59	9.8
1994	Denver	16	0	43	83	1.9	11	2	20	136	6.8
1995	Denver	16	0	2	2	1.0	1	0	3	32	10.7
1996	Denver	16	0	2	6	3.0	3	0	1	-1	-1.0
<b>CAREER TOTAL</b>		<b>96</b>	<b>5</b>	<b>138</b>	<b>428</b>	<b>3.1</b>	<b>48</b>	<b>6</b>	<b>75</b>	<b>675</b>	<b>9.0</b>

**ADDITIONAL STATISTICS:** Fumbled twice and recovered one fumble, 1992; blocked two punts, 1993; fumbled once and recovered one fumble, 1994; forced one fumble, 1995; recovered one fumble, 1996.

## RIVERS' PLAYOFF RECORD

Year	Club	G	S	RUSHING					RECEIVING				
				No.	Yds.	Avg.	LG	TD	No.	Yds.	Avg.	LG	TD
1991	Denver	2	0	1	3	3.0	3	0	0	0	0.0	0	0
1993	Denver	1	0	1	2	2.0	2	0	1	8	8.0	8	0
1996	Denver	1	0	0	0	0.0	0	0	0	0	0.0	0	0
CAREER TOTAL		4	0	2	5	2.5	3	0	1	8	8.0	8	0

## RIVERS' SINGLE-GAME HIGHS

(Postseason in parenthesis)

**Most rushing attempts** - 9 at Seattle, 11/30/92 (1 vs. Houston, 1/4/92 and at L.A. Raiders, 1/9/94). **Most yards rushing** - 66 at Cleveland, 9/27/92 (3 vs. Houston, 1/4/92). **Longest run** - 48 at Cleveland, 9/27/92 (3 vs. Houston, 1/4/92). **Most receptions** - 9 at San Diego, 10/25/92 (1 at L.A. Raiders, 1/9/94). **Most receiving yards** - 76 at San Diego, 10/25/92 (8 at L.A. Raiders, 1/9/94). **Longest reception** - 37 vs. Seattle, 12/20/92 (8 at L.A. Raiders, 1/9/94).



## BILL ROMANOWSKI • LB

6-4 • 241 • 10TH YR. • BOSTON COLLEGE

53

BORN: April 2, 1966 in Vernon, Conn.

HIGH SCHOOL: Rockville High School  
Vernon, Conn.

RESIDES: San Martin, Calif.

ACQUIRED: Unrestricted Free Agent, 1996

PRO YEAR: 10th • YEAR WITH BRONCOS: 2nd

NFL GAMES PLAYED/STARTED: 144/123

The addition of Bill Romanowski to the Broncos' defense a year ago was one of the key ingredients to the team's defensive success during the 1996 campaign. The nine-year veteran, who signed with the Broncos after two seasons in Philadelphia, led the team in tackles (128) from his strongside linebacker position and earned his first trip to the Pro Bowl as the Broncos' defense vaulted to the No. 4 ranking in the league. Romanowski has never missed a game in his career, playing in all 144 regular season contests (123 starts) and 15 postseason outings (9 starts), recording nearly 800 tackles to go along with 13.5 sacks, nine interceptions, 40 passes defended, 12 fumble recoveries and eight forced fumbles. He has played in two Super Bowls and five NFC title games in his career, and has been to the playoffs seven times. Romanowski was chosen in the third round (80th overall) of the 1988 draft by San Francisco, following an outstanding career at Boston College. **1996:** Romanowski started all 16 games at strongside linebacker and made a tremendous impact on the Broncos' defensive unit, earning his first trip to the Pro Bowl, second-team All-Pro honors from *College & Pro Football Newsweekly* and second-team All-AFC kudos from UPI. His veteran leadership elevated the play of the entire defense to reach a No. 4 ranking in the league, as he led the team with 128 tackles (94 solo), three sacks (-10), three interceptions, three fumble recoveries and 12 passes defended. Romanowski's three sacks tied his previous best ('93) while his three interceptions established a new career high. Romanowski had a sack in his debut in a Broncos uniform vs. the Jets (9/1), one of nine stops (8 solo) he made in Denver's 31-6 win. The first two of his three fumble recoveries on the season and his first interception all came at Seattle (9/8) in a 30-20 Broncos win. Two weeks later at Kansas City (9/22) he came up big again, snaring his second interception of the season, and eighth of his career, while also leading the team with 12 tackles (9 solo). Versus San Diego (10/6) he led the team with 11 tackles (9 solo) in a spirited performance that sparked the Broncos' defense to a second-half shutout en route to a 28-17 win. The following week vs. Baltimore (10/20) Romanowski made a team-high 10 tackles (8 solo), including a half sack (-4) on which he combined with Jumpy Geathers to drop Ravens quarterback Vinny Testaverde in the fourth quarter. He followed that performance with 10 tackles (7 solo) and two passes defended in Denver's 34-7 rout of Kansas City (10/27), then made 11 tackles (8 solo), one sack (-5) and one pass defended at Oakland on Monday Night Football as the Broncos prevailed over the Raiders 22-21. Three weeks later at Minnesota (11/24)

Romanowski finished with 10 tackles (9 solo) and one pass breakup in Denver's 21-17 win. His career-best third interception of the season came in the season-finale at San Diego (12/22). Romanowski started at strongside linebacker and made two solo tackles in Denver's AFC Divisional Playoff vs. Jacksonville (1/4/97). He signed with the Broncos Feb. 23, 1996, the first free agent signed by the franchise in '96. **1995:** Romanowski started all 16 games at left linebacker for the Eagles, finishing second on the team in tackles with 127 (77 solo), and adding two interceptions and one sack. He put together three straight 10-tackle outings against the Giants, at Washington and at Seattle in Weeks 11-13. In Week 14 against Dallas, Romanowski had an outstanding afternoon, recording a season-high 15 tackles and one pass defended. He made the biggest play of the game when he put a huge hit on Cowboy's running back Emmitt Smith to stuff him at the line of scrimmage on the Cowboy's 29-yard line on a fourth-and-inches play with the game tied at 17. That stop allowed Gary Anderson to kick a 42-yard game-winning field goal and gave the Eagles a 20-17 victory. He recorded nine stops (six solo) and forced a critical fumble by Arizona's Garrison Hearst in Week 15. Romanowski had an amazing season-finale at Chicago, registering a mind-boggling 24 tackles (17 solo) and intercepting a pass as well as recovering a fumble. On Dec. 30 in an NFC Wild Card Game vs. Detroit, Romanowski had one tackle in Philadelphia's 58-37 victory. He did not see much action because the Eagles played primarily in a nickel defense with a substantial lead. The following week in an NFC Divisional Playoff Game at Dallas, Romanowski had 11 tackles (10 solo). **1994:** Romanowski was acquired by the Eagles on draft day '94 from the 49ers when the Eagles traded their third- and sixth-round choices to San Francisco. He started 15 games at left linebacker, a spot that was previously occupied by perennial All-Pro Seth Joyner. "Romio" finished fifth on the team with 96 tackles, including 2.5 sacks. He started 72 consecutive regular season games until the Eagles started their Oct. 24 game against Houston with five defensive backs. He also had two interceptions on the season. **1993:** Romanowski had his finest season as a pro, leading the 49ers in tackles for the third time in four years with a career-high 105 stops (82 solo), including three sacks. He led the team in tackles eight times, including 15 stops and a forced fumble against Cincinnati (12/5). In two playoff games he totalled 11 tackles (10 solo). **1992:** Romanowski started all 16 games for San Francisco, leading the team in tackles with 80 (65 solo). He started 14 games at outside linebacker and two at inside linebacker. Romanowski also had three special teams tackles on the season. In two playoff games, he had seven tackles (six solo) and one sack. **1991:** Romanowski started all 16 games and finished the year with 76 tackles (67 solo), one sack, one interception and two fumble recoveries. He posted a then-career-high 10 tackles at the L.A. Rams (11/25). **1990:** Romanowski started all 16 games for San Francisco and finished as the team leader in tackles with 79 (68 solo), leading the team in tackles six times. In two playoff games he had 12 stops (11 solo) and three special teams tackles. He had his best game of the year in the NFC Championship Game vs. the New York Giants, when he registered a team-high eight stops. **1989:** Romanowski played in all 16 games, and made four starts. He had 53 stops on the year (47 solo), two fumble recoveries and one interception. He also had eight special teams stops. In three playoff games he had 12 stops (ten solo) and six special teams tackles as the 49ers won their second consecutive Super Bowl title, this one over the Broncos 55-10. **1988:** Romanowski played in all 16 games, starting eight of them, including his first professional game at New Orleans, in which he earned a game ball for his efforts. He finished the season with 53 tackles (38 solo), three forced fumbles and seven special teams tackles. In three playoff games he had four solo stops and one interception, which came in Super Bowl XXIII against Cincinnati off of Boomer Esiason, as the 49ers went on to defeat the Bengals 20-16. Romanowski was a third-round pick (80th overall) by the 49ers out of Boston College.

**COLLEGE:** Romanowski was among the finalists for the Butkus Award



as a senior in 1987 at Boston College, given annually to the top linebacker in the nation, as he led the Golden Eagles with 156 tackles. He was the Defensive MVP of the 1985 Cotton Bowl against Houston with 13 tackles, as he and QB Doug Flutie helped lead the Eagles to a 45-28 victory and a final ranking of No. 4 in the national polls. He had at least seven tackles in every game of the 1986 season as a junior, and intercepted four passes for 44 yards. He also registered a team-high 150 tackles as a sophomore in 1985. Romanowski majored in general management at Boston College.

**PERSONAL:** Romanowski resides in San Martin, Calif., during the offseason with his wife Julie, son Dalton James (3/15/94) and daughter Alexandra (4/4/97). "Romo" was born April 2, 1966 in Vernon, Conn. In addition to playing football, he lettered twice in basketball and was a standout on the baseball squad at Vernon Rockville High. He was the No. 2-rated linebacker in the state as a senior. In 1994 he donated \$100 for each of his 96 tackles to The Caring Foundation of the Blue Cross and Blue Shield.

#### ROMANOWSKI'S PROFESSIONAL RECORD

Year	Club	G	S	UT	A	TT	S-Yds.	I-Yds.	PD	FF	FR
1988	San Fran.	16	8	38	15	53	0-0	0-0	1	3	1
1989	San Fran.	16	4	47	6	53	1-8	1-13	2	1	2
1990	San Fran.	16	16	68	11	79	1-9	0-0	1	0	0
1991	San Fran.	16	16	67	9	76	1-5	1-7	5	0	2
1992	San Fran.	16	16	65	15	80	1-9	0-0	5	1	1
1993	San Fran.	16	16	82	23	105	3-22	0-0	2	2	1
1994	Phila.	16	15	60	36	96	2.5-16	2-8	5	0	1
1995	Phila.	16	16	77	50	127	1-6	2-5	7	1	1
1996	Denver	16	16	94	34	128	3-10	3-1	12	0	3
<b>CAREER TOTAL</b>		<b>144</b>	<b>123</b>	<b>598</b>	<b>199</b>	<b>797</b>	<b>13.5-85</b>	<b>9-34</b>	<b>40</b>	<b>8</b>	<b>12</b>

**ADDITIONAL STATISTICS:** Special teams tackles — 1988 (7), 1989 (8), 1990 (4), 1991 (1), 1992 (3), 1993 (1), Total (24).

#### ROMANOWSKI'S PLAYOFF RECORD

Year	Club	G	S	UT	A	TT	S-Yds.	I-Yds.	PD	FF	FR
1988	San Fran.	3	0	4	0	4	0-0	1-0	1	0	0
1989	San Fran.	3	0	10	2	12	0-0	0-0	0	0	0
1990	San Fran.	2	2	11	1	12	0-0	0-0	1	0	0
1992	San Fran.	2	2	6	1	7	0-0	0-0	1	0	0
1993	San Fran.	2	2	10	1	11	1-8	0-0	1	0	0
1995	Phila.	2	2	10	2	12	0-0	0-0	0	0	0
1996	Denver	1	1	2	0	2	0-0	0-0	0	0	0
<b>PLAYOFF TOTAL</b>		<b>15</b>	<b>9</b>	<b>53</b>	<b>7</b>	<b>60</b>	<b>1-8</b>	<b>1-0</b>	<b>4</b>	<b>0</b>	<b>0</b>

#### ROMANOWSKI'S SINGLE-GAME HIGHS

**Most total tackles** — 24 at Chicago, 12/24/95. **Most solo tackles** — 17 at Chicago, 12/24/95. **Most interceptions** — 1 (nine times, most recently at San Diego, 12/22/96). **Longest interception return** — 13 yards vs. Buffalo, 12/17/89.



**TOM ROUEN • P**  
6-3 • 215 • 5TH YR. • COLORADO

**BORN:** June 9, 1968 in Hinsdale, Ill.  
**HIGH SCHOOL:** Heritage High School  
Littleton, Colo.

**RESIDES:** Aurora, Colo.  
**ACQUIRED:** Free Agent, 1993  
**PRO YEAR:** 5th • **YEAR WITH BRONCOS:** 5th  
**NFL GAMES PLAYED/STARTED:** 64/0

16

Tom Rouen continued to be one of the steady punters in the NFL in 1996, and this season looks to take another step towards reaching Pro Bowl status. **1996:** Rouen averaged 41.8 yards on 65 punts with a net of 36.2 yards during the regular season, ranking among the top punters in the AFC in the latter category. He had five touchbacks and placed 16 punts inside the 20, with a long of 57 (vs. Tampa Bay, 9/15). Rouen had a 56-yarder against Chicago (11/10), and played a huge role in Denver's 28-17 win vs. San Diego (10/6). He placed two of his five punts inside the Charger 20-yard line to help the Broncos gain the vital field position they needed to overcome a 17-0 first-half deficit. In

Denver's AFC Divisional Playoff vs. Jacksonville (1/4/97) Rouen averaged 42.6 yards on five punts with a long of 52. He placed three punts inside the 20 and had one touchback. **1995:** Rouen averaged 42.2 yards on 52 punts, with a net of 37.6. He placed 22 punts inside the opponent's 20-yard line with just three touchbacks, fewest in the NFL. His 42.2-yard average ranked eighth in the AFC (tied for 15th NFL), while his net average of 37.6 was third in the AFC (5th NFL). At San Diego (9/24), Rouen punted five times for 199 yards (39.8) and put three inside the 20-yard line with no touchbacks. Two weeks later at New England (10/8), Rouen placed four of his five punts inside the Patriots' 20-yard line, and followed that a week later vs. Oakland (10/16) with three punts for an average of 56.0, and placed two inside the Raiders' 20-yard line. His first punt — kicked from the back of his own end zone — travelled 61 yards, just shy of his career-best of 62 yards. **1994:** Rouen enjoyed an outstanding season, leading the entire NFL in net punting average at 37.1 yards. His overall average of 42.9 yards-per-punt tied him for third in the AFC. Rouen had just one punt in the season-opener, but served notice of the type of year he would have by booming a season-best 59-yarder. He matched that effort again later in the year at San Diego (10/23). His best average per punt (excluding the one-punt, 59-yard effort in the opener) came at Buffalo (9/26) when he covered 100 yards with his two punts (52, 48) for a 50.0-yard average. He was busiest in the game at the L.A. Raiders (12/11) with eight punts for 337 yards (42.1 average). For the season Rouen placed 23 of his 76 punts inside the opponents' 20-yard line. **1993:** Rouen punted exceptionally well after earning a roster spot in training camp and preseason. He finished second in the AFC and second in the NFL with a 45.0-yard punting average, fourth-best in Bronco history, and a 37.1-yard net average. Rouen's best game came at San Diego where he averaged 50.5 yards on six punts. **1992:** Rouen played for the World League of American Football's Ohio Glory, and participated in the training camp of the L.A. Rams. Rouen earned All-World League honors with a 41.5-yard punt average. **1991:** Rouen was a free agent in the New York Giants' training camp.

**COLLEGE:** Rouen finished his collegiate career with a 42.8-yard average, playing for both Colorado (1988-90) and Colorado State (1987). As a junior, Rouen led the nation in punting with a 45.9-yard average, earning him All-America honors.

**PERSONAL:** Tom is single and makes his offseason home in Aurora, Colo. He attended Heritage High School in Littleton, Colo., playing both football and baseball. Tom is heavily active in the community, frequently speaking at schools and functions in the metro Denver area. Thomas Francis Rouen was born June 9, 1968 in Hinsdale, Ill.

#### ROUEN'S PROFESSIONAL RECORD

Year	Club	G	S	No.	PUNTING			TB	In 20	LG	Blk.
					Yds.	Avg.	Net.				
1993	Denver	16	0	67	3,017	45.0	37.1	8	17	62	1
1994	Denver	16	0	76	3,258	42.9	37.1	8	23	59	0
1995	Denver	16	0	52	2,192	42.2	37.6	3	22	61	1
1996	Denver	16	0	65	2,714	41.8	36.2	5	16	57	0
<b>CAREER TOTAL</b>		<b>64</b>	<b>0</b>	<b>260</b>	<b>11,181</b>	<b>43.0</b>	<b>37.0</b>	<b>24</b>	<b>78</b>	<b>62</b>	<b>2</b>

#### ROUEN'S PLAYOFF RECORD

Year	Club	G	S	No.	PUNTING			TB	In 20	LG	Blk.
					Yds.	Avg.	Net.				
1993	Denver	1	0	4	135	33.8	28.8	1	0	45	0
1996	Denver	1	0	5	213	42.6	32.0	1	3	52	0
<b>CAREER TOTAL</b>		<b>2</b>	<b>0</b>	<b>9</b>	<b>348</b>	<b>38.7</b>	<b>33.9</b>	<b>2</b>	<b>3</b>	<b>52</b>	<b>0</b>

**STEVE RUSS • LB**

6-4 • 237 • 1ST YEAR • AIR FORCE

58

**BORN:** September, 16, 1972 in Stetsonville, Wisc.**HIGH SCHOOL:** Medford High School  
Stetsonville, Wisc.**RESIDES:** Denver, Colo.**ACQUIRED:** Draft #7a (218th overall), 1995**PRO YEAR:** 1st • **YEAR WITH BRONCOS:** 1st**NFL GAMES PLAYED/STARTED:** 0/0

**S**teve Russ, a 1995 seventh-round draft choice by the Broncos (218th overall) joins the club full-time in 1997 after spending the past two years fulfilling his commitment to the United States Air Force. A 1995 graduate of the U.S. Air Force Academy, Second Lt. Russ was stationed at Wright-Patterson Air Force Base in Dayton, Ohio, where he served as a program manager for the Aeronautical Systems Center Contracting Directorate. During both years he was able to accrue enough leave time to gain permission to participate in the Broncos' mini-camps and training camp, but was not able to pursue a roster spot. He spent both the 1995 and '96 seasons on the "reserve/military" list. His size, intelligence and athletic ability have Broncos coaches anxious to see his performance as he strives to make the roster in '97. **1996:** Russ participated in mini-camp and training camp — and played in two preseason games (Carolina and Dallas) — but returned to Wright-Patterson Air Force Base in August to resume his commitment to the U.S. Air Force. He spent the season on "reserve/military" status. **1995:** Russ participated in the first three weeks of training camp, and played in the first two preseason games — including the American Bowl game in Tokyo — but spent the season on the reserve/military list while fulfilling his Air Force commitments.

**COLLEGE:** Russ finished his football career at the Air Force Academy with 201 tackles (105 solo) in 36 games, 22 of which were starts. As a senior in 1994, Russ started all 12 games at inside linebacker and earned third-team All-America honors from *The Poor Man's Guide to the NFL Draft*. He was also a second-team All-Western Athletic Conference pick. He led the team with 113 tackles (59 solo), two sacks, five tackles for loss (-13), one interception and four passes defended. His interception came against Colorado State, and was returned 21 yards. He had a career-high 17 tackles (10 solo) in a 10-6 Falcons win over Army, and added nine stops, an eight-yard sack and a three-yard loss vs. Notre Dame. Russ played in all 12 games and made 10 starts at inside linebacker as a junior, after seeing action in 11 as a sophomore and just one as a freshman. He received his bachelor of science degree in management in May 1995.

**PERSONAL:** Russ was an all-conference selection as a defensive end and tight end at Medford High School in Stetsonville, Wisc. He was all-district, all-state and conference Defensive Player of the Year as a senior. Russ was also a three-time all-conference and two-time all-district performer in basketball, earning all-state and Conference Player of the Year honors in the latter as a senior, averaging 24.5 points per game as a forward. He lettered all four years in track and won the state title in the 300-meter dash. He also set school records in the 100, 200, and 300-meter dashes, the 110-meter high hurdles and the triple jump. Russ was born Sept. 16, 1972 in Stetsonville, Wisc.

**RUSS' PROFESSIONAL RECORD**

Year	Club	G	S	UT	A	TT	S-Yds.	I-Yds.	PD	FF	FR
1995	Denver										
1996	Denver										
<b>CAREER TOTAL</b>		0	0	0	0	0	0-0	0-0	0	0	0

**MARK SCHLERETH • G**

6-3 • 278 • 9TH YR. • IDAHO

69

**BORN:** January 25, 1966 in Anchorage, Ak.**HIGH SCHOOL:** Robert Service High School  
Anchorage, Ak.**RESIDES:** Littleton, Colo.**ACQUIRED:** Unrestricted Free Agent, 1995**PRO YEAR:** 9th • **YEAR WITH BRONCOS:** 3rd**NFL GAMES PLAYED/STARTED:** 105/89

**M**ark Schlereth endured yet another arduous season in 1996, but once again managed to play through pain and continue at an elite level. He underwent two in-season knee operations but still started 14 games and helped lead Denver to the No. 1 offensive ranking in the NFL while paving the way for AFC rushing champion Terrell Davis. Schlereth has now played in 105 regular season games (89 starts) and eight postseason games, including a 37-24 victory over the Buffalo Bills in Super Bowl XXVI (1/26/92). He was named to the 1991 NFC Pro Bowl squad while he was playing for the Washington Redskins. At one point in his career Schlereth started 43 consecutive games. He came to the Broncos in 1995 from the Washington Redskins as an unrestricted free agent and has helped lead the offense to the most prolific two-year totals in franchise history. The eight-year NFL veteran has made his mark as one of four Alaskan players in the league, and has proven to be one of the toughest and most resilient, overcoming several serious setbacks. He was originally drafted by the Redskins in the 10th round (263rd overall) in 1989 out of Idaho. **1996:** Schlereth started 14 of the 16 regular season games at left guard for a unit that cleared the way for the AFC's leading rusher (Terrell Davis, 1,538 yards) and allowed just 31 sacks. He missed the Minnesota contest (11/24) because of a left knee injury and then missed the season finale at San Diego because of a right knee injury. Schlereth underwent arthroscopic surgery on his left knee Nov. 18 and missed just one game (at Minn., 11/24) before returning to action vs. Seattle (12/1). He felt the irritation to his cartilage during the New England game (11/17) and sat out the second half. He suffered an irritation to his right knee vs. Oakland (12/15) and underwent his fifth arthroscopic surgery on that knee Dec. 17, while also undergoing the 10th arthroscopy on his left knee the same day. He added the 11th surgery to his left knee following the season-ending playoff loss to Jacksonville (1/4/97) on January 6, 1997. Schlereth also missed most of the Cincinnati game (9/29) after suffering an ankle sprain on the Broncos' first possession. The injury kept him out the rest of the game, and put his status in question for the San Diego (10/6) game, but he started and played the whole contest. Schlereth also underwent arthroscopic surgery on his left knee in the preseason and missed three weeks, but still managed to play in the final two preseason contests to tune up for the opener. Overall, Schlereth underwent five surgeries (four knee and one ankle) between the start of training camp and the end of the regular season, but missed just two regular season starts. **1995:** Schlereth started all 16 games at left guard, helping the Broncos' offense improve from 10th in the NFL in 1994 to 3rd in 1995 (1st in AFC). Schlereth suffered a slight impingement in his knee at Kansas City (12/17), and underwent an MRI (12/18) that proved negative. Schlereth was a big part of a Broncos offensive line that paved the way for a 240-yard rushing day against Seattle (12/10), the most by a Denver team since Dec. 8, 1974, when the Broncos racked up 243 yards against Houston. Displaying his toughness, Schlereth started at left guard vs. Oakland (10/16) and played the entire first half, despite having undergone surgery to remove a kidney stone less than 24 hours before the game. He sat out the second half after the Broncos had built a 14-0 halftime lead. **1994:** Schlereth played in all 16 games — including five starts at right guard — for the Redskins and participated in 607 of a possible 1,016 snaps (60%). He played in every game despite having to recover from various physical problems that hampered his success in 1992 and '93. He played all of the season opener vs. Seattle (9/4)



and a Week 15 (12/18) matchup vs. Tampa Bay. He also started the season finale at the Rams (12/24). **1993:** Schlereth played in nine games, starting eight. In week one, he and his offensive linemates helped Brian Mitchell to a 116-yard rushing performance vs. Dallas (9/6). They sealed the 35-16 victory over the defending world champions with a 99-yard drive late in the third quarter. He had started 43 consecutive games until he injured his left knee before a week three matchup at Philadelphia (9/19). He came back the following week and started every game until week nine at the Giants, when he was diagnosed with Guillain-Barre syndrome, a neurological condition that involves the destruction of the outside covering around nerves or the extensions of the nerve cells that carry signals. It strikes one out of every 100,000 people. Guillain-Barre syndrome short-circuits the route between the impulses sent from the brain and the body's muscles and produces weakness in the body's extremities, and can be life-threatening. The syndrome tends to move up the body, from the feet to the legs to the thighs to the hands. It forced Mark to be placed on injured reserve for the rest of the season. **1992:** Despite playing in constant pain on a left knee sprain and a right elbow sprain that required surgery on the same day following the season, Mark was the only Redskin offensive linemen to start every game at the same position, including both playoff games. **1991:** Schlereth enjoyed the finest season of his career, starting all 16 games and being selected to the Pro Bowl for the first time in his career. He also started all three playoff games, as the Redskins went on to win Super Bowl XXVI over Buffalo 37-24. He also earned three Redskin offensive player of the week honors (11/3 vs. Hou; 11/17 at Pitt.; 12/15 vs. Giants). He was one of the reasons the Redskins allowed a league-low nine sacks (team record) and had the league's seventh-best rushing attack (128.1 yards per game). The Redskins offensive line also helped to produce a 1,000-yard rusher that season in Earnest Byner, who finished the season with 1,048 yards on 274 carries (3.8 avg.) and five touchdowns. **1990:** Schlereth played in 12 games, starting seven, and also started both playoff games. He started the first four games of the season, then suffered a sprained ankle at Detroit (11/4) that sidelined him for four weeks. He returned to the starting lineup in a 25-10 victory at New England (12/15). Schlereth started at Philadelphia in an NFC Wild Card game (1/5) and at San Francisco in an NFC Divisional Playoff Game (1/12). **1989:** Mark started all six games in which he played during his rookie campaign. He got his first career start at right guard in a 10-3 victory at Philadelphia (11/12). He had to move into the starting lineup due to various injuries to the starters.

**COLLEGE:** Mark played nose tackle, defensive tackle and center before settling into the guard spot his junior season at Idaho. Despite being hampered by knee and elbow injuries, Mark came back his senior season to help the Vandals to the I-AA semifinals and a school record 11 victories (11-2).

**PERSONAL:** Mark attended Robert Service High School in Anchorage, Ak., where he won the state heavyweight wrestling title despite being the lightest competitor at 210 pounds. He was one of the most active players in community and charity appearances as a member of the Redskins. Schlereth has talked to many children about his battle with dyslexia, and was named the Professional Athlete of the Year in the state of Idaho in 1991, edging out college teammate and current Seahawks quarterback John Friesz. Mark and his wife Lisa have three children: daughters Alex and Avery, and son Daniel. Mark and his wife are also involved in Ronald McDonald House, and he is a past honorary co-chairman of Camp Dynamite, working with disadvantaged children in Southeast Washington, D.C. The one-week camp in Lancaster, Pa., exposes children to sports, singing, arts and crafts and other activities not available in Southeast Washington. During the season, Schlereth opens his home to players and staff members for a Monday Night Bible study which is usually attended by about 10-15 people and is led by Team Chaplain Bill Rader. Schlereth is also the first native born Alaskan to play in the NFL. His teammates refer to him by a nickname given to him by his former Redskin teammates, Stinky, after stinkheads, an Eskimo delicacy made from rotting fish heads.

## SCHLERETH'S PROFESSIONAL RECORD

Year	Club	Games	Starts
1989	Washington	6	6
1990	Washington	12	7
1991	Washington	16	16
1992	Washington	16	16
1993	Washington	9	8
1994	Washington	16	6
1995	Denver	16	16
1996	Denver	14	14
CAREER TOTAL		105	89

## PLAYOFF RECORD

Year	Club	Games	Starts
1990	Washington	2	2
1991	Washington	3	3
1992	Washington	2	2
1996	Denver	1	1
PLAYOFF TOTAL		8	8



## SHANNON SHARPE • TE

6-2 • 230 • 8TH YR. • SAVANNAH STATE

84

BORN: June 26, 1968 in Chicago, Ill.  
HIGH SCHOOL: Glennville High School  
Glennville, Ga.

RESIDES: Glennville, Ga.

ACQUIRED: Draft #7 (192nd overall), 1990

PRO YEAR: 8th • YEAR WITH BRONCOS: 8th

NFL GAMES PLAYED/STARTED: 107/75

Shannon Sharpe produced his fifth straight Pro Bowl season in 1997 as he continued to set the standard for all NFL tight ends. The seven-year veteran posted his second 1,000-yard season in the past three years and earned AP first-team All-Pro honors. Sharpe elevated his game to a new level in 1996, and is now starting to make some serious noise in the Denver Broncos record book. He has played in 107 games (75 starts) with 393 receptions (third in franchise history), 4,884 receiving yards (6th) and 31 touchdown receptions (7th). He shares the team record for most receptions in a game (13) and most touchdown receptions in a game (3), and holds the record for most receptions in a postseason contest (13). Sharpe has also started four postseason contests, totaling 21 receptions for 247 yards and two touchdowns. **1996:** Sharpe — selected to his fifth consecutive Pro Bowl and named first-team All-Pro by the Associated Press, *Sports Illustrated*, *The Sporting News*, *Pro Football Weekly*, *Football Digest* and *College & Pro Football Newsweekly* — started 15 of the 16 regular season games at tight end, missing only the season finale at San Diego (12/22) when he was declared inactive to rest a sore ankle for the playoffs. He was also named All-AFC by UPI and *Football News*. For the year he tied for eighth in the AFC in receptions (80; 16th NFL) and was ninth in receiving yards (1,062; 15th NFL) for an average of 13.3 yards per catch with 10 touchdowns (T8th AFC/T13th NFL), establishing a new career high. His 1,062 receiving yards also represented a career high, topping his 1,010-yard effort in

## RAZOR SHARPE (PART I)

## NFL'S LEADING TIGHT ENDS, 1996

PLAYER	REC.	Yds.	TD
1. Shannon Sharpe, Den.	80	1,062	10
2. Ben Coates, N.E.	62	682	9
3. Wesley Walls, Car.	61	713	10
4. Frank Wycheck, Hou.	53	511	6
5. Eric Bjornson, Dal.	48	388	3

## NFL RECEPTION LEADERS SINCE 1993

PLAYER	REC.
1. Cris Carter, Minn.	433
Jerry Rice, S.F.	433
3. Herman Moore, Dal.	362
4. Tim Brown, Oak.	341
5. Michael Irvin, Dal.	335
6. Carl Pickens, Cin.	313
7. Shannon Sharpe, Den.	311

## NFL'S LEADING TIGHT ENDS SINCE 1990

## RECEPTIONS

PLAYER	REC.
1. Shannon Sharpe, Den.	393
2. Jay Novacek, Dal.	334
3. Brent Jones, S.F.	332
4. Keith Jackson, G.B./Mia./Phil.	297
5. Eric Green, Bal./Pitt./Mia.	256

## YARDS

PLAYER	Yds.
1. Shannon Sharpe, Den.	4,884
2. Brent Jones, S.F.	4,153
3. Keith Jackson, G.B./Mia./Phil.	3,776
4. Jay Novacek, Dal.	3,508
5. Eric Green, Bal./Pitt./Mia.	3,330

# RAZOR SHARPE (PART II)

On Nov. 24, 1996 at Minnesota, Shannon Sharpe went over the 1,000-yard mark in receiving yards for the season, the second time he has topped the 1,000-yard plateau in his career. He is now one of only four tight ends in NFL history to have multiple 1,000-yard seasons, and owns two of the 11 1,000-yard seasons posted by tight ends in league annals:

## MULTIPLE 1,000-YARD SEASONS BY A TIGHT END

Player	Team	No. (Years)	Yardage Totals
Todd Christensen	L.A. Raiders	3 (1983-84, 1986)	(1,247) (1,007) (1,153)
Kellen Winslow	San Diego	3 (1983, 1985-86)	(1,172) (1,075) (1,290)
<b>Shannon Sharpe</b>	<b>Denver</b>	<b>2 (1994, 1996)</b>	<b>(1,010) (1,062)</b>
Ozzie Newsome	Cleveland	2 (1981, 1984)	(1,004) (1,001)

1993. Sharpe led all NFL tight ends in receptions, receiving yardage and receiving touchdowns. With his 10 touchdowns Sharpe joined Terrell Davis (15 TDs) to give Denver two players with double-figure touchdowns in the same season for the first time in franchise history. Sharpe had a seven-game stretch early in the year (9/22-11/10) in which he topped the 100-yard mark three times and was over 90 twice, for an average of 107.6 yards per game. His four-catch, 21-yard, one-touchdown performance vs. Seattle (12/1) gave him career single-season bests in receiving yardage (finished at 1,062) and receiving touchdowns (10; previous best was nine in '93). Sharpe's longest reception was a 51-yarder vs. Chicago (11/10), and he also had a 46-yard touchdown to his credit, vs. Kansas City (10/27). He tied two franchise records vs. San Diego (10/6) with 13 receptions and three touchdowns. In that game he also moved into eighth on the Broncos' all-time receiving yardage chart and seventh in touchdown receptions, and was rewarded for his efforts with the Miller Lite/NFL Player of the Week Award. He, along with Davis and quarterback John Elway, made the Broncos just the fifth team in NFL history to have a 3,000-yard passer, 1,500-yard rusher and a 1,000-receiver in the same season. Sharpe's 1,000-yard effort was the second of his career, making him one of only four tight ends in league annals to have more than one 1,000-yard receiving seasons. He left the season-opener vs. the Jets (9/1) in the third quarter with a mild ankle sprain after recording four receptions for 55 yards and a touchdown, but was well enough to start at Seattle a week later (9/8). In Week Four at Kansas City (9/22) Sharpe had his first big breakout game of the season, hauling in a game-high nine passes for 131 yards, followed by a game-high six passes for 60 yards and one touchdown the following week at Cincinnati (9/29). The next week vs. San Diego (10/6) Sharpe had a career day, hauling in a franchise-record (tie) 13 passes for 153 yards and three touchdowns in Denver's 28-17 come-from-behind victory. The three touchdowns tied his previous best, which he shares with several other players as the franchise record. Sharpe's touchdowns came on passes of 20, 20 and 3 yards from John Elway. In the game, Sharpe also moved ahead of Al Denson (4,150) into eighth place on the Broncos' career receiving yardage chart, and moved into seventh all-time on the touchdown reception chart, surpassing Mark Jackson, Bob Scarpitto and Rick Upchurch. He was named the Miller Lite NFL Player of the Week for his performance. Vs. Baltimore (10/20) Sharpe caught a game-high nine passes for a season-high 161 yards, with a long of 32 yards, his longest of the season. It was his third 100-yard game in the past four outings. The following week vs. Kansas City (10/27) Sharpe continued his midseason onslaught by catching a game-high six passes for 99 yards, with two touchdowns. Both scores came in the first quarter: the first a season-best 46-yarder and the second a 10-yarder in Denver's 34-7 win. Vs. Chicago (11/10) he caught five passes for a game-high 92 yards, and hauled in his ninth touchdown pass of the year to tie his previous career high set in 1993. Two weeks later at Minnesota (11/24) Sharpe caught four passes for a game-high 90 yards to move ahead of Mark Jackson (4,746) into sixth place on the Broncos' all-time receiving yardage chart. He took a vicious blow under his chin in the second quarter from Orlando Thomas, but remained in the contest and helped lead Denver to a 21-17 come-from-behind win. The next week vs. Seattle (12/1) Sharpe moved past his previous single-season yardage best of 1,010 set in 1993, and topped his previous single-season touchdown best of nine (also '93). His one-yard touchdown reception in the first quarter put Denver

# TOP 10 TOUCHDOWN CONNECTIONS IN THE NFL SINCE 1994

QUARTERBACK & RECEIVER (TEAM)	TDs
1. Jeff Blake & Carl Pickens (Cincinnati)	37
2. Steve Young & Jerry Rice (San Francisco)	27
3. Warren Moon & Cris Carter (Minnesota)	26
4. Scott Mitchell & Herman Moore (Detroit)	25
5. John Elway & Anthony Miller (Denver)	21
6. Brett Favre & Robert Brooks (Green Bay)	21
7. <b>John Elway &amp; Shannon Sharpe (Denver)</b>	<b>17</b>
8. Troy Aikman & Michael Irvin (Dallas)	16
9. Jim Kelly & Andre Reed (Buffalo)	16
10. Jim Everett & Michael Haynes (New Orleans)	12

ahead 7-0 en route to a 34-7 win. Two weeks later vs. Oakland (12/15) he was hit hard after making his one catch on the day and sustained an injury to his lip that kept him out of the rest of the game. In the regular season finale at San Diego (12/22) Sharpe missed his only game of the year when he was declared inactive to rest a sore ankle. In Denver's AFC Divisional Playoff vs. Jacksonville (1/4/97) he started at tight end and caught two passes for 31 yards, including an 18-yard touchdown from John Elway to put Denver ahead 12-0 in the first quarter. 1995: Sharpe, who was selected as a Pro Bowl reserve (fourth straight Pro Bowl), played in the first 13 games and started 12, despite continuing to be bothered by sore ankles. He was named second-team All-Pro at tight end by the Associated Press. Sharpe's 63 receptions were the 12th-most in the AFC, while his 756 receiving yards ranked 16th, despite missing three games entirely, and playing sparingly in three others due to injury. He was second among all NFL tight ends in both receptions and receiving yards. In the season opener vs. Buffalo (9/3), Sharpe made a magnificent 1995 debut, tying a regular season career best with 10 receptions, and establishing a new career high with 180 yards, fourth-most all-time by a Bronco in a single game. It was the seventh 100-yard game of his career, and the most receiving yards by a Bronco since Steve Watson accumulated 183 on 10 catches at the L.A. Raiders on 12/12/82. Sharpe suffered an ankle sprain against Washington (9/17) and missed the final three quarters of that game, but was back in the lineup — though not at 100% — the following week at San Diego (9/24). His first touchdown reception of the year came at New England (10/8). Sharpe's second-best game of the year came vs. San Diego (11/19) when he caught a game-high eight passes for 137 yards and one touchdown, with a long of 40. Sharpe's fourth and final TD of the season came Dec. 3 against Jacksonville, before he took a blow to the face and suffered an orbital fracture to his left eye in the second quarter. He underwent surgery on the eye Dec. 7, forcing him to miss the final three games of the season (against Seattle, 12/10; at Kansas City, 12/17; and at Oakland, 12/24), but he was not placed on the injured reserve list. 1994: Sharpe was selected to his third straight Pro Bowl as he posted career-best numbers in receptions (87) and yardage (1,010), though he did not play in the Pro Bowl game because of ankle and knee injuries. His 87 catches were the most by any Bronco since 1961 (Lionel Taylor, 100) and the third-most all-time for a Denver player. He ranked fourth in the AFC and eighth in the NFL in receptions. His 1,010-yard total was second-best on the team as well as ninth in the AFC, and gave Sharpe his first 1,000-yard season after just missing with 995 in 1993. He joined Anthony Miller (1,107 yards) to give Denver two 1,000-yard receivers in the same season for the first time in franchise history. He scored four touchdowns and had six or more catches on eight occasions. He and his brother Sterling (Green Bay Packers) remain the only brother combination to lead their teams in receptions in the same year, as they have now done for three straight seasons. Sharpe matched his career high with 10 receptions (95 yards) in Denver's dramatic overtime victory at Kansas City (12/4), and followed that a week later with nine catches for 89 yards at the Raiders (12/11). His career high in yardage came in game seven at San Diego (10/23) when he gained 121 yards on six catches, including a 44-yard pass from Elway for his longest reception of the year. Sharpe played in 15 of the Broncos' 16 games and made 13 starts. After an outstanding opening day (9/4) on which he caught nine passes for 97 yards against San Diego, he was placed on the inactive list for game two at the N.Y. Jets (9/11) because of a knee injury suffered in the opener.



# THE EXCLUSIVE 3,000-1,500-1,000 CLUB

The Broncos' John Elway, Terrell Davis and **Shannon Sharpe** proved to be the best triple threat in the NFL during the 1996 season, combining to pull off one of the rarest feats in NFL history. For only the fifth time in the history of the league, a team produced a 3,000-yard passer, 1,500-yard rusher and a 1,000-yard receiver in the same season. For only the second time a tight end was part of the trio (the 1986 Giants were the other).

TEAM (YEAR)	QUARTERBACK	RUNNING BACK	RECEIVER
Denver (1996)	John Elway (3,328)	Terrell Davis (1,538)	Shannon Sharpe* (1,062)
Dallas (1995)	Troy Aikman (3,304)	Emmitt Smith (1,773)	Michael Irvin (1,603)
Detroit (1995)	Scott Mitchell (4,338)	Barry Sanders (1,500)	Herman Moore (1,686)
			Brett Perriman (1,488)
Dallas (1992)	Troy Aikman (3,445)	Emmitt Smith (1,713)	Michael Irvin (1,386)
N.Y. Giants (1986)	Phil Simms (3,487)	Joe Morris (1,516)	Mark Bavaro* (1,001)

\*only tight ends to account for "receiver" portion of trio.

He was expected to miss up to five weeks, but returned for spot duty the next weekend at the L.A. Raiders and went without a catch for the first time since Nov. 30, 1992. He returned to the starting lineup in game five at Seattle and stayed there the rest of the season, playing through the pain of aching knees and ankles. He did not practice at all the week of the Cleveland game (10/30), but showed up on Sunday to lead the team in receptions (9) and yards (85). **1993:** Sharpe was named to his second straight Pro Bowl, along with being named to virtually every All-NFL team. He led the Broncos in receptions with 81, which ranked third in the AFC and eighth in the NFL. His 81 receptions ranked fourth in Bronco history, and were at the time the most since Lionel Taylor's 85 in 1965. Sharpe was also on the receiving end of nine TD passes, which tied for second in the AFC. He accounted for at least two receptions in every game in 1993, with his season high coming against Kansas City (12/12). In that game Sharpe recorded 10 receptions for 65 yards and three touchdowns. His best game yardage-wise came in the season finale at the L.A. Raiders (1/2) when he accounted for 115 yards on six receptions with two touchdowns. The next week in the wild card matchup with the same Raiders (1/9), Sharpe tied a playoff record with 13 receptions. **1992:** Sharpe led all Denver receivers in 1992 with a career-high 53 receptions for 640 yards and two touchdowns. Shannon and his brother Sterling of the Green Bay Packers became the only brother combination in NFL history to lead their respective teams in receiving in the same season. Sharpe had two 100-yard receiving games in '92, catching seven passes for 109 yards at Buffalo (12/12) and nine for a career-high 118 yards vs. Kansas City (10/4). He also had nine receptions at Washington (10/12) and had seven in the season finale at Kansas City (12/27). Sharpe, who was in the starting lineup 12 times in 1992, also set a new career high with a 55-yard reception at Cleveland (9/27). **1991:** Sharpe was converted from wide receiver to H-back in 1991 and had a fine season, catching 22 passes for 322 yards and a touchdown and also gaining 15 yards on a reverse. He made half of his receptions in the final three weeks of the campaign, with 11

## TOP BROTHER COMBINATIONS IN NFL HISTORY

Shannon Sharpe and his brother Sterling have combined for more receptions, yards and touchdowns than any other brother combination in NFL history. They also rank second all-time in Pro Bowl selections by a brother combination.

### ALL-TIME NFL BROTHER COMBINATIONS, RECEIVING (IN ORDER OF RECEPTIONS)

BROTHERS	RECEPTIONS	YARDS	AVG.	TDs
Shannon/Sterling Sharpe	988 (393/595)	13,018 (4,884/8,134)	13.2 (12.4/13.7)	96 (31/65)
Derrick/Ronnie Harmon	587 (23/564)	6,082 (203/5,879)	10.4 (8.8/10.4)	24 (0/24)
Eddie/Walter Payton	494 (2/492)	4,548 (10/4,538)	9.2 (5.0/9.2)	15 (0/15)
Earl/Jimmy/Mike Thomas	385 (106/67/192)	4,585 (1,651/823/2,011)	12.6 (15.6/13.8/10.5)	33 (14/6/11)
Cleo/Ty/Willie Montgomery	293 (2/18/273)	2,700 (29/169/2,502)	9.2 (14.5/9.4/9.2)	13 (0/1/13)
Glos/Tom/Willie Richardson	288 (92/1/195)	4,931 (1,976/5/2,950)	17.1 (21.5/15.1)	43 (18/0/25)
Dwayne/Hewitt Dixon	269 (6/263)	2,906 (87/2,819)	10.8 (14.5/10.7)	13 (0/13)
John/Mike Tice	265 (158/107)	2,497 (1,603/894)	9.4 (10.1/8.4)	26 (15/11)
Archie/Keith/Ray Griffin*	253 (192/61/0)	2,067 (1,607/460/0)	8.2 (8.4/7.5/0)	8 (6/2/0)
Kelley/Kerry Cash	250 (118/132)	2,563 (1,136/1,427)	10.3 (9.6/10.8)	19 (10/9)

\*Ray Griffin was a defensive back only

### MOST PRO BOWL SELECTIONS BY A BROTHER COMBINATION

BROTHERS	No.	YEARS	TEAMS
Bruce/Clay Matthews	13	1989-97/1986, 1988-90	Houston/Cleveland
Shannon/Sterling Sharpe	10	1993-97/1990-91, 1993-95	Denver/Green Bay
Jay/Joe Hildenberg	8	1986-92/1993	Chicago/New Orleans

catches for 159 yards. Sharpe established new career highs at Cleveland (12/8) with four receptions for 59 yards, and had four catches the following week vs. Phoenix (12/15). On special teams he posted a team-high 12 tackles, with five assists and two knockdown blocks. Sharpe appeared in Denver's starting line-up nine times during the regular season. He closed out the postseason with six catches for 60 yards, with three for 20 against Houston (1/4) and three for 40 at Buffalo in the AFC Championship Game (1/12). **1990:** Denver's seventh-round draft choice in 1990, Sharpe saw more playing time as the season progressed and closed out the year with seven receptions for 99 yards and a score. He had his top receiving game at Kansas City (12/9) with three catches for 41 yards and his first professional touchdown. Sharpe was also one of the Broncos' top special teams performers, netting 16 total tackles, six knockdown blocks, and a forced fumble.

**COLLEGE:** Sharpe had a tremendous career at Savannah State College, where he was a three-time All-American, All-Southern Intercollegiate Athletic Conference, and all-state selection, as well as the three-time conference Offensive Player of the Year. Sharpe closed out his college play with 192 receptions for 3,744 yards, a 19.5 average, and 40 touchdowns. He ended his career with appearances in the East-West Shrine and Blue-Gray all-star games. He set school records for most consecutive games with a reception (39), with a touchdown (14), and for most games with over 100 yards receiving (17). As a senior Sharpe caught 61 passes for 1,312 yards and 18 TDs, and had three games with more than 200 yards receiving and one game with four touchdown catches. Sharpe was a criminal justice major.

**PERSONAL:** Shannon is single and makes his home in Glennville, Ga. He hails from Glennville, Ga., where he was all-county, all-region and all-area in football at Glennville High School. In addition to four letters in football, Sharpe lettered three times in basketball and four times in track, setting a Georgia state Class A record in the triple jump (48-3) as a junior, and breaking that mark as a senior (49-5). He won the regional triple jump title three straight years and the regional discus throwing title twice. Shannon was also a two-time all-area selection in basketball, scoring more than 1,000 points in three seasons, and averaging 30 points and 15 rebounds as a senior. He once scored 52 points in a game and once grabbed 27 rebounds in a game. His brother Sterling was an All-American at South Carolina who earned All-Pro status in five of his seven NFL seasons with the Green Bay Packers. Sterling is now a reporter for ESPN television, and a studio host for the network's award-winning NFL Countdown and Prime Monday programs. Shannon has several cousins who played college football, and he lists his hobbies as fishing, basketball, weight lifting, and his two Rottweilers, Kane and Killian.

## SHARPE'S PROFESSIONAL RECORD

Year	Club	G	S	No.	RECEIVING			
					Yds.	Avg.	LG	TD
1990	Denver	16	2	7	99	14.1	33	1
1991	Denver	16	9	22	322	14.6	37	1
1992	Denver	16	12	53	640	12.1	55	2
1993	Denver	16	12	81	995	12.3	63	9
1994	Denver	15	13	87	1,010	11.6	44	4
1995	Denver	13	12	63	756	12.0	49	4
1996	Denver	15	15	80	1,062	13.3	51	10
CAREER TOTAL		107	75	393	4,884	12.4	63	31

**ADDITIONAL STATISTICS:** Fumbled once, 1990; recovered one fumble, 1991; fumbled once, 1992; fumbled once, 1993; fumbled once, 1994; fumbled once, recovered one fumble, 1995; fumbled once, 1996.

## SHARPE'S PLAYOFF RECORD

Year	Club	G	S	No.	RECEIVING			
					Yds.	Avg.	LG	TD
1991	Denver	2	2	6	60	10.0	15	0
1993	Denver	1	1	13	156	12.0	231	1
1996	Denver	1	1	2	31	15.5	181	1
CAREER TOTAL		4	4	21	247	11.8	231	2

## SHARPE'S SINGLE-GAME HIGHS

(Postseason in parenthesis)

**Most receptions** — 13 vs. San Diego, 10/6/96 (13 at L.A. Raiders, 1/9/94). **Most receiving yards** — 180 vs. Buffalo, 9/3/95 (156 at L.A. Raiders, 1/9/94). **Longest reception** — 63 vs. Pittsburgh, 11/21/93 (23 at L.A. Raiders, 1/9/94). **Most Touchdown Receptions** — 3 vs. San Diego, 10/6/96 (1 vs. Jacksonville, 1/4/97 and at L.A. Raiders, 1/9/94).

## SHANNON SHARPE'S CAREER TOP FIVE

### YARDS RECEIVING

180 vs. Buffalo, 9/3/95 (10 rec.)  
161 vs. Baltimore, 10/20/96 (9 rec.)  
153 vs. San Diego, 10/6/96 (13 rec., 3TD)  
137 vs. San Diego, 11/19/95 (8 rec., TD)  
131 at Kansas City, 9/22/96 (9 rec.)

### RECEPTIONS

13 vs. San Diego, 10/6/96 (153 yds., 3TD)  
10 vs. Buffalo, 9/3/95 (180 yds.)  
10 at Kansas City, 12/4/94 (95 yds., TD)  
10 vs. Kansas City, 12/12/93 (65 yds., 3TD)  
9 (8 times) last at K.C. 9/22/96 (131 yds.)

## SHANNON SHARPE CAREER GAME-BY-GAME

(Denver victories asterisked)

1990 RECEIVING							
Date	Opponent	(S/P)	No.	Yds.	Avg.	LG	TD
Sep 9	at LA Raiders	(P)	0	0	0.0	0	0
Sep 17	vs. Kansas City*	(P)	0	0	0.0	0	0
Sep 23	vs. Seattle*	(P)	0	0	0.0	0	0
Sep 30	at Buffalo	(P)	0	0	0.0	0	0
Oct 8	vs. Cleveland	(P)	0	0	0.0	0	0
Oct 14	vs. Pittsburgh	(P)	1	12	12.0	12	0
Oct 21	at Indianapolis*	(P)	0	0	0.0	0	0
Nov 4	at Minnesota	(P)	1	3	3.0	3	0
Nov 11	at San Diego	(P)	0	0	0.0	0	0
Nov 18	vs. Chicago	(P)	0	0	0.0	0	0
Nov 22	at Detroit	(P)	1	33	33.0	33	0
Dec 2	vs. LA Raiders	(P)	0	0	0.0	0	0
Dec 9	at Kansas City	(P)	3	41	13.7	27	1
Dec 16	vs. San Diego*	(S)	1	16	16.0	16	0
Dec 23	at Seattle	(P)	0	0	0.0	0	0
Dec 30	vs. Green Bay*	(S)	0	0	0.0	0	0
<b>1990 Totals</b>		<b>(2/14)</b>	<b>7</b>	<b>99</b>	<b>14.1</b>	<b>33</b>	<b>1</b>

1991 RECEIVING							
Date	Opponent	(S/P)	No.	Yds.	Avg.	LG	TD
Sep 1	vs. Cincinnati*	(S)	3	43	14.3	19	0
Sep 8	at LA Raiders	(S)	1	37	37.0	37	0
Sep 15	vs. Seattle*	(S)	1	17	17.0	17	0
Sep 22	vs. San Diego*	(S)	1	17	17.0	17	0
Sep 29	at Minnesota*	(S)	0	0	0.0	0	0
Oct 6	at Houston	(P)	0	0	0.0	0	0
Oct 20	vs. Kansas City*	(S)	1	17	17.0	17	0
Oct 27	at New England*	(S)	1	5	5.0	5	0
Nov 3	vs. Pittsburgh*	(P)	1	1	1.0	1	0
Nov 10	vs. LA Raiders	(S)	0	0	0.0	0	0
Nov 17	at Kansas City*	(P)	1	24	24.0	24	0
Nov 24	at Seattle	(P)	1	2	2.0	2	0
Dec. 1	vs. New England*	(P)	0	0	0.0	0	0
Dec 8	at Cleveland*	(S)	4	59	14.8	24	0
Dec 15	vs. Phoenix*	(P)	4	51	12.8	22	1
Dec 22	at San Diego*	(P)	3	49	16.3	24	0
<b>1991 Totals</b>		<b>(9/7)</b>	<b>22</b>	<b>322</b>	<b>14.6</b>	<b>37</b>	<b>1</b>
Jan 4	vs. Houston*†	(S)	3	20	6.7	7	0
Jan 12	at BuffaloΔ	(P)	3	40	13.3	15	0
<b>Playoff Totals</b>		<b>(1/1)</b>	<b>6</b>	<b>60</b>	<b>10.0</b>	<b>15</b>	<b>0</b>

†AFC Divisional Playoff; ΔAFC Championship

1992 RECEIVING							
Date	Opponent	(S/P)	No.	Yds.	Avg.	LG	TD
Sep 8	vs. LA Raiders*	(P)	0	0	0.0	0	0
Sep 13	vs. San Diego*	(S)	3	61	20.3	34	1
Sep 20	at Philadelphia	(S)	2	2	1.0	5	0
Sep 27	at Cleveland*	(S)	2	61	12.2	55	0
Oct 4	vs. Kansas City	(S)	9	118	13.1	48	0
Oct 12	at Washington	(S)	9	71	7.9	21	0
Oct 18	vs. Houston*	(S)	3	37	12.3	19	0
Oct 25	at San Diego	(P)	2	12	6.0	7	0
Nov 8	vs. NY Jets*	(S)	1	9	9.0	9	0
Nov 15	vs. NY Giants*	(P)	4	34	8.5	12	0
Nov 22	at LA Raiders	(S)	0	0	0.0	0	0
Nov 30	at Seattle	(P)	0	0	0.0	0	0
Dec 6	vs. Dallas	(S)	3	16	5.3	7	0
Dec 12	at Buffalo	(S)	7	109	15.6	36	1
Dec 20	vs. Seattle*	(S)	3	23	7.7	25	0
Dec 27	at Kansas City	(P)	5	87	17.4	52	0
<b>1992 Totals</b>		<b>(12/4)</b>	<b>53</b>	<b>640</b>	<b>12.1</b>	<b>55</b>	<b>2</b>

1993 RECEIVING							
Date	Opponent	(S/P)	No.	Yds.	Avg.	LG	TD
Sep 5	at NY Jets*	(P)	7	79	11.2	37	0
Sep 12	vs. San Diego*	(P)	3	47	15.7	32	0
Sep 20	at Kansas City	(S)	9	81	9.0	14	0
Oct 3	vs. Indianapolis*	(S)	4	50	12.5	22	1
Oct 10	at Green Bay	(S)	7	55	7.9	16	0
Oct 18	vs. LA Raiders	(S)	4	42	10.5	16	0
Oct 31	vs. Seattle*	(S)	3	31	10.3	15	1
Nov 7	at Cleveland*	(P)	4	55	13.8	33	0
Nov 14	vs. Minnesota	(S)	7	104	14.9	32	0
Nov 21	vs. Pittsburgh*	(P)	4	80	20.0	63	0
Nov 28	at Seattle*	(S)	3	72	24.0	50†	1
Dec 5	at San Diego	(S)	2	34	17.0	23	0
Dec 12	vs. Kansas City*	(S)	10	65	6.5	14	3
Dec 18	at Chicago*	(S)	2	20	10.0	13	0
Dec 26	vs. Tampa Bay	(S)	6	65	10.8	18	0
Jan 2	at LA Raiders	(S)	6	115	19.2	54	2
<b>1993 Totals</b>		<b>(12/4)</b>	<b>81</b>	<b>995</b>	<b>12.3</b>	<b>63</b>	<b>9</b>
Jan 9	at LA Raiders†	(S)	13	156	12.0	23†	1
<b>Playoff Totals</b>		<b>(1/1)</b>	<b>13</b>	<b>156</b>	<b>12.0</b>	<b>23†</b>	<b>1</b>

†AFC Wild Card Game

1994 RECEIVING							
Date	Opponent	(S/P)	No.	Yds.	Avg.	LG	TD
Sep 4	vs. San Diego	(S)	9	97	10.8	38	1
Sep 11	at NY Jets			INACTIVE — KNEE			
Sep 18	vs. LA Raiders	(P)	0	0	0.0	0	0
Sep 26	at Buffalo	(P)	4	90	22.5	31	0
Oct 9	at Seattle*	(S)	7	87	12.4	32	0
Oct 17	Kansas City	(S)	4	50	12.5	21	0
Oct 23	at San Diego*	(S)	6	121	20.2	44	1
Oct 30	vs. Cleveland*	(S)	9	85	9.4	22	0
Nov 6	at LA Rams	(S)	7	69	9.9	21	0
Nov 13	vs. Seattle*	(S)	3	28	9.3	10	0
Nov 20	vs. Atlanta*	(S)	4	44	11.0	28	0
Nov 27	vs. Cincinnati*	(S)	3	42	14.0	19	0
Dec 4	at Kansas City*	(S)	10	95	9.5	24†	1
Dec 11	at LA Raiders	(S)	9	89	9.9	35	0
Dec 17	at San Francisco	(S)	7	74	10.6	15	0
Dec 24	vs. New Orleans	(S)	5	39	7.8	18	1
<b>1994 Totals</b>		<b>(13/2)</b>	<b>87</b>	<b>1,010</b>	<b>11.6</b>	<b>44</b>	<b>4</b>

1995 RECEIVING							
Date	Opponent	(S/P)	No.	Yds.	Avg.	LG	TD
Sep 3	vs. Buffalo*	(S)	10	180	18.0	49	0
Sep 10	at Dallas	(S)	5	67	13.4	18	0
Sep 17	vs. Washington*†	(S)	1	2	2.0	2	0
Sep 24	at San Diego	(P)	0	0	0.0	0	0
Oct 1	at Seattle	(S)	8	94	11.8	25	0
Oct 8	at New England*	(S)	4	43	10.8	18	1
Nov 16	vs. Oakland*	(S)	5	43	8.6	20	0
Oct 22	vs. Kansas City	(S)	2	20	10.0	10†	1
Nov 5	vs. Arizona*	(S)	3	50	16.7	29	0
Nov 12	at Philadelphia	(S)	7	43	6.1	12	0
Nov 19	vs. San Diego*	(S)	8	137	17.1	40	1
Nov 26	at Houston	(S)	8	65	8.1	24	0
Dec 3	vs. JacksonvilleΔ	(S)	2	12	6.0	6†	1
Dec 10	vs. Seattle			INACTIVE — ORBITAL FRACTURE (L EYE)			
Dec 17	at Kansas City			INACTIVE — ORBITAL FRACTURE (L EYE)			
Dec 24	at Oakland*			INACTIVE — ORBITAL FRACTURE (L EYE)			
<b>1995 Totals</b>		<b>(12/1)</b>	<b>63</b>	<b>756</b>	<b>12.0</b>	<b>49</b>	<b>4</b>

†ankle injury; Δleft eye orbital fracture

1996 RECEIVING							
Date	Opponent	(S/P)	No.	Yds.	Avg.	LG	TD
Sep 1	vs. NY Jets*	(S)	4	55	13.8	21	1
Sep 8	at Seattle*	(S)	3	40	13.3	19	0
Sep 15	Tampa Bay*	(S)	4	30	7.5	9	0
Sep 22	at Kansas City	(S)	9	131	14.6	29	0
Sep 29	at Cincinnati*	(S)	6	60	10.0	17	1
Oct 6	vs. San Diego*	(S)	13	153	11.8	24	3
Oct 20	vs. Baltimore*	(S)	9	161	17.9	32	0
Oct 27	vs. Kansas City*	(S)	6	99	16.5	46†	2
Nov 4	at Oakland*	(S)	5	57	11.4	15	1
Nov 10	vs. Chicago*	(S)	5	92	18.4	51	1
Nov 17	at New England*	(S)	3	37	12.3	15	0
Nov 24	at Minnesota*	(S)	4	90	22.5	31	0
Dec 1	vs. Seattle*	(S)	4	21	5.3	8	1
Dec 8	at Green Bay	(S)	4	34	8.5	16	0
Dec 15	vs. Oakland*	(S)	1	2	2.0	2	0
Dec 22	at San Diego			INACTIVE — ANKLE			
<b>1996 Totals</b>		<b>(15/0)</b>	<b>80</b>	<b>1,062</b>	<b>13.3</b>	<b>51</b>	<b>10</b>
Jan 4	vs. Jacksonville†	(S)	2	31	15.5	18†	1
<b>Playoff Totals</b>		<b>(1/1)</b>	<b>2</b>	<b>31</b>	<b>15.5</b>	<b>18†</b>	<b>1</b>

†AFC Divisional Playoff



# SHANNON SHARPE'S 100-YARD RECEIVING GAMES (11)

DATE	OPPONENT	REC	YDS	AVG	LG	TD
10/4/92	Kansas City	9	118	13.1	48	0
12/12/92	@ Buffalo	7	109	15.6	36	0
11/14/93	Minnesota	7	104	14.9	32	0
1/2/94	@ L.A. Raiders	6	115	19.2	54	2
1/9/94	@ L.A. Raiders	13	156	12.0	231	1
10/23/94	@ San Diego*	6	121	20.2	44	1
9/3/95	Buffalo*	10	180	18.0	49	0
11/19/95	San Diego*	8	137	17.1	40	1
9/22/96	@ Kansas City	9	131	14.6	29	0
10/6/96	San Diego*	13	153	11.8	24	3
10/20/96	Baltimore	9	161	17.9	32	0

\*denotes Broncos win  
ΔAFC Wild Card Playoff

## SHANNON SHARPE VS. THE NFL (Regular Season Only)

	G/S	Rec.	Yds.	Avg.	LG	TD	100 Yards
Kansas City	13/9	69	632	9.2	52	5	2
Oakland	13/10	31	385	12.4	54	3	1
San Diego	13/8	51	744	14.5	44	6	3
Seattle	13/9	36	415	11.5	501	3	0
<b>AFC West</b>	<b>52/36</b>	<b>187</b>	<b>2,176</b>	<b>11.6</b>	<b>54</b>	<b>17</b>	<b>6</b>
Baltimore	1/1	9	161	17.9	32	0	1
Cincinnati	3/3	13	145	11.2	19	1	0
Cleveland	3/1	6	116	19.3	55	0	0
Houston	3/2	11	102	9.3	24	0	0
Jacksonville	1/1	2	12	6.0	61	1	0
Pittsburgh	3/0	6	93	15.5	63	0	0
<b>AFC Central</b>	<b>14/8</b>	<b>47</b>	<b>629</b>	<b>13.4</b>	<b>55</b>	<b>2</b>	<b>1</b>
Buffalo	4/2	21	379	18.0	49	1	2
Indianapolis	2/1	4	50	12.5	22	0	0
Miami	0/0	0	0	0.0	0	0	0
New England	3/2	7	80	11.4	18	1	0
N.Y. Jets	3/2	12	143	11.9	37	1	0
<b>AFC East</b>	<b>12/4</b>	<b>44</b>	<b>652</b>	<b>14.8</b>	<b>49</b>	<b>3</b>	<b>2</b>
<b>AFC Totals</b>	<b>78/48</b>	<b>278</b>	<b>3,457</b>	<b>12.4</b>	<b>55</b>	<b>22</b>	<b>9</b>
Atlanta	1/1	4	44	11.0	28	0	0
Carolina	0/0	0	0	0.0	0	0	0
New Orleans	1/1	5	39	7.8	18	1	0
St. Louis	1/1	7	69	9.9	21	0	0
San Francisco	1/1	7	74	10.6	15	0	0
<b>NFC West</b>	<b>4/4</b>	<b>23</b>	<b>226</b>	<b>9.8</b>	<b>28</b>	<b>1</b>	<b>0</b>
Chicago	2/2	7	112	16.0	51	1	0
Detroit	0/0	0	0	0.0	0	0	0
Green Bay	2/2	11	89	8.1	16	0	0
Minnesota	4/3	12	197	16.4	32	0	1
Tampa Bay	2/2	10	95	9.5	18	0	0
<b>NFC Central</b>	<b>10/9</b>	<b>40</b>	<b>493</b>	<b>12.3</b>	<b>51</b>	<b>1</b>	<b>1</b>
Arizona	2/1	7	101	14.4	29	1	0
Dallas	2/2	8	83	16.6	18	0	0
N.Y. Giants	1/0	4	34	8.5	12	0	0
Philadelphia	2/2	9	45	5.0	12	0	0
Washington	2/2	10	73	7.3	21	0	0
<b>NFC East</b>	<b>9/7</b>	<b>38</b>	<b>336</b>	<b>8.8</b>	<b>29</b>	<b>1</b>	<b>0</b>
<b>NFC Totals</b>	<b>23/20</b>	<b>101</b>	<b>1,055</b>	<b>10.4</b>	<b>51</b>	<b>3</b>	<b>1</b>
<b>NFL Totals</b>	<b>107/75</b>	<b>393</b>	<b>4,884</b>	<b>12.4</b>	<b>63</b>	<b>31</b>	<b>10</b>
Home	55/42	194	2,392	12.2	63	21	6
Road	52/33	199	2,492	12.7	55	10	4
Grass	80/61	307	3,710	12.1	63	27	10
Turf	27/14	86	1,174	13.7	52	4	0
Outdoors	94/69	364	4,579	12.6	63	30	10
Domes	13/6	29	305	10.5	501	1	0
All Sun. Games	92/65	329	4,441	13.5	63	28	9
Sunday Nights	11/7	43	443	10.3	49	1	1
Mondays	9/6	40	434	10.9	31	1	0
Thursdays	1/0	1	33	33.0	33	0	0
Saturdays	5/4	23	24	10.5	36	2	1
Wins	59/46	217	2,871	13.2	711	23	5
Losses	48/29	176	2,013	11.4	54	8	5
August	0/0	0	0	0.0	0	0	0
September	28/18	87	1,197	13.8	55	4	2
October	25/20	117	1,406	12.0	48	10	4
November	28/17	88	1,171	13.3	63	4	2
December	25/19	95	995	10.5	52	11	1
January	1/1	6	115	19.2	54	2	1



**DETIRON SMITH • FB**  
5-9 • 231 • 2ND YR. • TEXAS A&M

42

BORN: February 25, 1974 in Dallas, Texas  
HIGH SCHOOL: Lake Highlands High School  
Dallas, Texas  
RESIDES: Englewood, Colo.  
ACQUIRED: Draft #3 (65th overall), 1996  
PRO YEAR: 2nd • YEAR WITH BRONCOS: 2nd  
NFL GAMES PLAYED/STARTED: 13/0

Detron Smith underwent a learning experience as a rookie in 1996, spending a great deal of time gaining a better grasp of the Broncos' sophisticated offense. He played primarily on special teams and honed his skills in that area, showing great potential for the future. Smith was a third-round draft choice by the Broncos out of Texas A&M in 1996. 1996: Smith played in 13 of the 16 regular season games, missing only the Cincinnati (9/29), Seattle (12/1) and Oakland (12/15) contests when he was declared inactive. He saw some action at fullback, but played primarily on special teams, where he made three tackles according to unofficial press box statistics. Smith, bothered early in training camp by a sprained ankle suffered July 25, played in all four preseason games both on offense and special teams. He did not have a rushing attempt, but did catch six passes for 33 yards (5.5) with a long of 11. Smith was declared inactive for Denver's lone playoff contest vs. Jacksonville (1/4/97).

COLLEGE: Smith was primarily a blocking back during his career at Texas A&M, creating holes first for Greg Hill and then Leeland McElroy. He rushed 57 times for 184 yards (3.2) and one touchdown, while catching 33 passes for 300 yards (9.1) with a long of 35 yards. Smith also returned five kickoffs for 54 yards (10.8) with a long of 15. In his first two years at A&M (1992-93) Smith's running backs coach was Broncos offensive coordinator Gary Kubiak.

PERSONAL: Smith was a consensus Texas Top 100 selection at Lake Highlands High School in Dallas, and rated the second-best fullback prospect in the Southwest, receiving a perfect score of 10 points on Max Emfinger's Blue Chip List. He carried the ball 181 times for 1,351 yards (7.5) and scored 15 touchdowns. Smith was a wildlife and fisheries major at Texas A&M. Detron Negil Smith was born Feb. 25, 1974 in Dallas. He is single and makes his home in Englewood, Colo.

## SMITH'S PROFESSIONAL RECORD

Year	Club	G	S	No.	RUSHING				No.	RECEIVING			
					Yds.	Avg.	LG	TD		Yds.	Avg.	LG	TD
1996	Denver	13	0	0	0	0.0	0	0	0	0	0.0	0	0
<b>CAREER TOTAL</b>		<b>13</b>	<b>0</b>	<b>0</b>	<b>0</b>	<b>0.0</b>	<b>0</b>	<b>0</b>	<b>0</b>	<b>0</b>	<b>0.0</b>	<b>0</b>	<b>0</b>



**NEIL SMITH • DE**  
6-4 • 273 • 10TH YR. • NEBRASKA

99

BORN: April 10, 1966 in New Orleans, La.  
HIGH SCHOOL: McDonough 35 High School  
New Orleans, La.  
RESIDES: Blue Springs, Mo.  
ACQUIRED: Unrestricted Free Agent, 1997  
PRO YEAR: 10th • YEAR WITH BRONCOS: 1st  
NFL GAMES PLAYED/STARTED: 138/127

The Broncos' biggest offseason acquisition of 1997 was free agent defensive end Neil Smith, who has developed a reputation as being one of the top sack artists in pro football. Smith will help make Denver's defensive front perhaps the most formidable in franchise history, as he joins fellow Pro Bowlers Michael Dean Perry and Alfred Williams, both of whom earned trips to Hawaii last season. Smith, a five-time Pro Bowler himself, has 86.5 career sacks and has started 127 of the 138 regular

# NFL SACK LEADERS SINCE 1992

PLAYER	TEAM(S)	SACKS
Bruce Smith	Buffalo	62.0
Kevin Greene	Carolina/Pittsburgh	60.0
Neil Smith	Kansas City	59.0
Laslie O'Neal	San Diego/St. Louis	59.0
John Randle	Minnesota	58.5
Reggie White	Green Bay	55.0
Derrick Thomas	Kansas City	54.5

season games in which he has played. He has 546 career tackles (403 solo), 86.5 sacks (642.5 yards lost), 29 forced fumbles and 13 recovered fumbles. In nine postseason contest (all starts), Smith has 6.5 career postseason sacks (37.5 yards lost), 47 tackles (37 solo), four forced fumbles and one fumble recovery. He has posted four double-digit sack seasons in his career, and ranks third in the NFL in sacks since 1992 entering the '97 season, thanks to 17 career multiple-sack games. Smith was the No. 2 pick overall by Kansas City in the 1988 draft. **1996:** Smith started all 16 games and had 54 tackles (40 solo), six sacks (31.5 yards lost), a club-high 77 quarterback pressures, two pass deflections and one forced fumble. He had his first sack of the season in an opening day victory at Houston (9/1). He racked up nine QB pressures the following week vs. the Raiders in another Chiefs victory, and added seven QB pressures to go with his second sack of the season vs. Seattle (9/15). Smith added his third sack of the season against his new teammate, John Elway, in Kansas City's 17-14 win over Denver (9/22), the Broncos' only loss in their first 13 games. He had eight tackles (four solo) and five QB pressures vs. Pittsburgh on Monday Night Football (10/7), then had four tackles (three solo), one sack and two QB pressures vs. Seattle (10/17). His season high of 10 QB pressures came vs. Green Bay (11/10), in a game in which he also recorded a sack and a forced fumble when he stripped Brett Favre while tackling him for a loss. He blocked a 28-yard John Carney field-goal attempt against San Diego (11/24), tying him for most in Chiefs history with five. Smith posted his sixth sack of the season at Oakland on Monday Night Football (12/9). **1995:** Smith played in all 16 games, with 14 starts, earning his fifth consecutive Pro Bowl appearance, second as a starter. For the year he registered 64 tackles (48 solo), a team-high 12 sacks, a team-high five forced fumbles, one fumble recovery, three batted balls and 59 QB pressures. Smith was a first-team All-NFL pick by UPI and *Pro Football Weekly*, and a second-teamer by AP and *College & Pro Football Newsweekly*. He led the team in sacks for the third year in a row and his sack total ranked fourth in the AFC while tying for sixth in the NFL. He had two multi-sack games, getting 2.5 at Denver (10/22) and two vs. San Diego (10/9). Smith was named the AFC Defensive Player of the Month for October when he had 20 tackles, 5.5 sacks and 14 QB pressures, leading the Chiefs to four wins. He blocked the fourth field goal of his career against the Chargers (11/12) and had a season-high nine tackles vs. San Diego (10/9) and at Miami (12/11). In the playoff loss to Indianapolis Smith had seven tackles, a sack, a forced fumble and six QB pressures. **1994:** Smith played in 14 games (13 starts) despite battling ankle, tricep and thumb injuries throughout the season. He still managed to earn his fourth consecutive Pro Bowl berth, the Ed Block Courage Award and a second-team All-AFC nod from UPI. He had surgery on both thumbs during the season. Smith did not start the Denver game (12/4), and missed entirely games against Cleveland (11/20) and Seattle (11/27) due to the tricep injury, the first games he had missed since 1989, a string of 84 consecutive games. Smith led the team in sacks for the second straight season with 11.5, a total that ranked third in the AFC and sixth in the NFL. He also had 43 tackles (37 solo), five forced fumbles, one fumble recovery, 34 QB pressures, five pass deflections and one blocked field goal. Smith had four multiple-sack games, recording 2.5 at Denver (10/17) and two each vs. the Raiders (11/6), San Diego (11/13) and Houston (12/18). In the season opener in his hometown of New Orleans Smith had two tackles, one sack, a forced fumble and an interception returned for 41 yards. He twisted his ankle

# NEIL SMITH'S SACK VICTIMS

(Postseason in parenthesis)

## BY TEAM

Denver	15.0	Buffalo	2.0
Oakland	14.5	Indianapolis	2.0 (1)
San Diego	12.0 (1)	Philadelphia	2.0
Seattle	9.5	Washington	2.0
Houston	7.0 (1)	Arizona	1.0
Green Bay	4.0	Dallas	1.0
New England	3.5	Miami	1.0 (1.5)
New Orleans	3.0	Minnesota	1.0
Cleveland	2.5	Pittsburgh	1.0 (2)
Atlanta	2.0	Detroit	0.5

## BY PLAYER

John Elway - 15; Vince Evans, Dave Krieg, John Friesz and Jeff Hostetler - 5; Rick Mirer and Warren Moon (1) - 4; Stan Humphries (1) and Jay Schroeder - 3.5; Billy Joe Tolliver - 3; Randall Cunningham, Brett Favre, Bobby Hebert, Tommy Hodson, Don Majkowski, Mark Rypien and Jack Trudeau - 2; Bob Gagliano - 1.5; Troy Aikman, Bubby Brister, Jeff Carlson, Chris Chandler, Jim Everett, Jeff George, Gale Gilbert, Jim Kelly, Babe Laufenberg, Dan Marino (1.5), Todd Marinovich, Chris Miller, Frank Reich and Wade Wilson - 1; Rusty Hilger, Kelly Stouffer and Scott Zolak - 0.5; Neil O'Donnell (2) and Jim Harbaugh (1).

on the return. **1993:** Smith played in all 16 games, starting 15, and led the NFL in sacks with 15 en route to his third consecutive Pro Bowl berth, first as a starter. He was a first-team All-NFL pick by AP, *Pro Football Weekly* and *Football Digest* and a unanimous All-AFC choice, registering 55 tackles (43 solo), four forced fumbles, three fumble recoveries, one interception and 27 QB pressures. Smith blocked two John Carney field goals in a 17-14 victory at San Diego (10/17), and notched a career-high four sacks against the Raiders (10/3), tying for the most in the NFL in one game in 1993. He had two sacks in three other games (Buffalo, 11/28, Denver, 12/12, and San Diego, 12/19). Smith snared his second career interception vs. Chicago while adding three sacks and two forced fumbles. He had two tackles, two sacks and a forced fumble in the Chiefs' AFC Wild Card victory over Pittsburgh (1/8/94), and racked up six tackles, one sack and two forced fumbles in Kansas City's AFC Divisional Playoff victory at Houston (1/16/94). He made a team-high 11 stops in the AFC Championship Game loss at Buffalo (1/23/94). **1992:** Smith started all 16 games, earning his second consecutive Pro Bowl berth. He tied for the team sack lead with 14.5 and was fifth on the club with a career-high 77 tackles (62 solos tied for team high). He also had a team-best 53 QB pressures, two forced fumbles, two fumble recoveries and his first career interception, which he returned 22 yards vs. Seattle (11/22) for his second career touchdown. His sack total tied for the third-most ever by a Chief and was the third-highest in the AFC (T6th NFL). Smith had at least four tackles in 13 games, and had two stops, one sack, one pass deflection and a fumble recovery in the Chiefs' playoff loss to the Chargers (1/2/93). **1991:** Smith started all 16 games at right defensive end, earning his first Pro Bowl berth. He recorded 65 tackles (41 solo), eight sacks, three forced fumbles, two fumble recoveries, 45 QB pressures and six pass deflections. Smith was named AFC Defensive Player of the Month for September, when he collected 30 tackles, five sacks and two forced fumbles. He had at least four tackles in eight games, including a season-high 10 vs. San Diego (9/29). Smith had seven stops (six solo) in the Chiefs' Wild Card victory over the Raiders (12/28), and made six tackles and knocked down a pass in Kansas City's AFC Divisional Playoff defeat at the hands of the Bills (1/5/92). **1990:** Smith played 16 games and started 15, earning second-team All-NFL mention from *The National*. He recorded 68 tackles (51 solo), including 9.5 sacks, as well as 51 QB pressures, four forced fumbles and two fumble recoveries. Smith had a great day in the Chiefs' AFC Wild Card Playoff loss at Miami (1/5/91), recording six tackles, 1.5 sacks and one forced fumble. He had a season-high nine tackles (seven solo) and a forced fumble at Denver (9/17), and registered two sacks and forced a fumble at Indianapolis (10/7). He had a pair of sacks at New England (12/2) and registered seven stops, 1.5 sacks and a fumble recovery vs. Houston (12/16). **1989:** Smith played in and started 15 games at left defensive end, producing 67 tackles (50 solo), 7.5 sacks (second most on squad), a team-leading four forced



fumbles, two fumble recoveries and three pass deflections. He also scored his first NFL touchdown on a three-yard fumble return at Cleveland (11/19). Smith's one missed assignment came against Cincinnati (10/1) when he was suffering a chest injury sustained the previous week vs. San Diego (9/24). He had eight tackles (seven solo), a sack, two forced fumbles and his fumble return for a touchdown in the Cleveland game. At Green Bay (12/10) he had four stops, two sacks, a forced fumble and a recovered fumble (same fumble) that set up the Chiefs' final touchdown in a 21-3 victory. He made a season-high nine stops (seven solo), one sack and one forced fumble vs. San Diego (12/17). **1988:** Smith played in 13 games with seven starts during his rookie campaign, sharing left defensive end with Leonard Griffin. One of his starts came at right end. Smith missed a good portion of training camp with an ankle injury and then sat out three games after undergoing a non-football related surgery. For the season he recorded 53 tackles (31 solo), 2.5 sacks, three pass deflections and a forced fumble. Smith made his first NFL start at Seattle (9/11) and posted three tackles. His first pro sack came against the Chargers (9/25), along with five tackles. He injured his left ankle in the game and was limited the next two weeks. Smith's best game of the season came against the Raiders (10/16) when he collected six tackles (five solo), a sack, a pass deflection and a forced fumble. He had a season-high seven stops in the rematch with the Raiders (10/30). Smith was the second overall selection of the first round of the 1988 NFL Draft by the Chiefs (Aundray Bruce to Atlanta was first). The Chiefs traded their 1988 second-round pick to Detroit to move up one spot and select Smith.

**COLLEGE:** Smith finished his college career at Nebraska with 14.5 sacks, 24 tackles for loss and one interception. He was a first-team All-America selection of *The Sporting News* and earned second-team honors from AP and *Football News* as a senior. Smith was named Defensive MVP of the Ricoh Japan Bowl, collecting two sacks, two forced fumbles and two pass deflections in one half. He came to Nebraska a 208-pound freshman who ran the 40-yard dash in 5.09 seconds and had a vertical leap of 30 inches. He graduated weighing 260 pounds, running a 4.59 40, and leaping 35 inches. Smith had 65 tackles (35 solo), 7.5 sacks and 12 tackles for loss as a senior.

**PERSONAL:** Smith was an all-area and all-district football and basketball player at McDonough 35 High School in his hometown of New Orleans, La. He has an arm length of 44 inches and a wing span of 7-feet, 1-inch. While in Kansas City, Smith was one of the team's most community-minded players. He was involved in various outreach projects, including a community program called "Neil's Deal" directed toward youth. He also earned the "Super Kansas Citian Award" from the South K.C. Chamber of Commerce and was the national spokesperson for the "Yes I Can" Foundation, which encourages, enhances and empowers children and youth with disabilities to attain their greatest potential. Smith was named to the U.S. Junior Chamber of Commerce's 58th class of 10 Outstanding Young Americans in March 1996, joining retired Air Force Captain Scott O' Grady and Oklahoma Congressman and former Oklahoma quarterback J.C. Watts. In November 1995, Smith, who is dyslexic, received the Lab School of Washington's 11th Annual Outstanding Learning Disabled Achievers Award. He and his wife Sheri have one daughter, Nesha (4/9/91), and one son, Joshua (11/14/82). The family makes its home in Blue Springs, Mo. Smith was born April 10, 1966 in New Orleans.

#### SMITH'S PROFESSIONAL RECORD

Year	Club	G	S	UT	A	TT	S-Yds.	I-Yds.	PD	FF	FR
1988	Kan. City	13	7	31	22	53	2.5-26	0-0	3	1	0
1989	Kan. City	15	15	50	17	67	7.5-49.5	0-0	3	4	2
1990	Kan. City	16	15	51	17	68	9.5-71	0-0	0	4	2
1991	Kan. City	16	16	41	24	65	8-52	0-0	6	3	2
1992	Kan. City	16	16	62	15	77	14.5-114.5	1-22	0	2	2
1993	Kan. City	16	15	43	12	55	15-127	1-3	0	4	3
1994	Kan. City	14	13	37	6	43	11.5-89	1-41	5	5	1
1995	Kan. City	16	14	48	16	64	12-82	0-0	3	5	1
1996	Kan. City	16	16	40	14	54	6-31.5	0-0	2	1	0
<b>CAREER TOTAL</b>		<b>138</b>	<b>127</b>	<b>403</b>	<b>143</b>	<b>546</b>	<b>86.5-642.5</b>	<b>3-66</b>	<b>22</b>	<b>29</b>	<b>13</b>

**ADDITIONAL STATISTICS:** 1989 - scored on touchdown on three-yard fumble return. 1992 - Scored a touchdown on a 22-yard interception return. 1993 - Blocked two field goals. 1994 - Blocked on field goal. 1995 - Blocked one field goal. 1996 - Blocked one field goal.

#### SMITH'S POSTSEASON RECORD

Year	Club	G	S	UT	A	TT	S-Yds.	I-Yds.	PD	FF	FR
1990	Kan. City	1	1	6	0	6	1.5-5.5	0-0	0	1	0
1991	Kan. City	2	2	11	2	13	0-0	0-0	1	0	0
1992	Kan. City	1	1	2	0	2	1-13	0-0	1	0	1
1993	Kan. City	3	3	13	6	19	3-12	0-0	0	2	0
1994	Kan. City	1	1	0	0	0	0-0	0-0	0	0	0
1995	Kan. City	1	1	5	2	7	1-7	0-0	0	1	0
<b>CAREER TOTAL</b>		<b>9</b>	<b>9</b>	<b>37</b>	<b>10</b>	<b>47</b>	<b>6.5-37.5</b>	<b>0-0</b>	<b>2</b>	<b>4</b>	<b>1</b>



#### ROD SMITH • WR

6-0 • 195 • 3RD YR. • MISSOURI SOUTHERN

**BORN:** May 15, 1970 in Texarkana, Ark.  
**HIGH SCHOOL:** Texarkana High School  
Texarkana, Ark.

**RESIDES:** Aurora, Colo.

**ACQUIRED:** Free Agent, 1994

**PRO YEAR:** 3rd • **YEAR WITH BRONCOS:** 3rd  
**NFL GAMES PLAYED/STARTED:** 26/2

Rod Smith began to emerge as a serious offensive threat in 1996, showing great promise for the Broncos' future offensive plans. Smith, who is best known for his miraculous game-winning reception in the final seconds against Washington during the 1995 season, figures to be a key part of many of the Broncos' offensive successes in '97. Validating his flair for the dramatic, Smith added another game-winning catch last season, slipping behind the Raiders' defense to haul in a 49-yard touchdown pass late in a 22-21 Monday Night win at Oakland. Smith was originally signed by the Broncos as an undrafted free agent in 1994, spent the season on the practice squad and was then re-signed in '95. **1996:** Smith handled the role of No. 3 receiver for much of the season and caught 16 passes for 237 yards (14.8) and two touchdowns, returned 23 punts for 283 yards (12.3) with a long of 36 and posted one special teams tackle after beginning his season late (vs. Baltimore, 10/20) because of injury. Smith's 12.3-yard punt return average was second-best in the AFC and fourth in the NFL. His first touchdown of the year was the game-winner in Game 9 at Oakland, as he hauled in a 49-yard John Elway pass with 4:14 remaining to give the Broncos a 22-21 win on Monday Night Football. On the night he finished with a career-high four receptions for 72 yards. It was the second time in his two seasons that Smith had caught a game-winning pass, following the dramatic final-play 43-yard touchdown grab from Elway to push the Broncos over the Redskins 38-31 (9/17/95) during his rookie season. His other '96 touchdown came against Oakland in Denver's 24-19 victory Dec. 15. Smith was inactive for the first six games of the season while recovering from a broken collarbone suffered in the preseason at Dallas (8/17). He saw his first action of the regular season vs. Baltimore (10/20), catching one pass for 35 yards and returning a kickoff for 29 yards. Smith regained his No. 1 punt returner job prior to the Kansas City game (10/27), in which he fielded seven punts for 99 yards, including a 36-yarder in the first quarter. He also caught two passes for 22 yards against the Chiefs. Smith began throwing and catching again during the week of the Tampa Bay game (9/15). Prior to his injury, Smith was pushing Ed McCaffrey in competition for a starting wide receiver spot, and was the No. 1 punt returner. In Denver's AFC Divisional Playoff Game vs. Jacksonville, Smith caught one pass for 15 yards, returned two punts for 12 and made two special teams stops. **1995:** Smith was used in all 16 games both at wide receiver and on special teams, where he recorded six tackles and forced a fumble. On the season he had six catches for 152 yards (25.3) with

80

a long of 43, and returned four kickoffs for 54 yards (13.5) with a long of 17. Smith's spectacular game-ending 43-yard touchdown reception from John Elway in Week Three gave the Broncos a 38-31 win over Washington (9/17), and was the first of his NFL career. Smith out-jumped and out-dued Redskins All-Pro Darrell Green for the ball before landing just inside the end zone as time expired. He recorded his first career kickoff return, for 16 yards, at New England (10/8), and forced a fumble on special teams coverage vs. San Diego (11/19). Smith had his best all-around performance in the season-finale at Oakland (12/24), starting at wide receiver as the Broncos opened in a four-wide receiver set. He caught two passes for 56 yards, including a 26-yarder in the fourth quarter on a third-and-10 play, helping the Broncos continue their game-tying drive, en route to a 31-28 come-from-behind victory. **1994:** Smith spent the season as a member of the Broncos' practice squad, showing steady improvement each week.

**COLLEGE:** Smith enjoyed a stellar career at Missouri Southern, finishing with league records in career receiving yards (3,043) and touchdowns (34). He also broke the school's reception record (153), and was named first-team All-America by AP, Kodak, *Football Gazette*, and NCAA Div. II sports information directors after his senior year. In his final season, Smith caught 63 passes for 986 yards and 13 touchdowns, and was a finalist for the Harlon Hill Award, given annually to the top football player at the Division II level. He was named Missouri Southern's Outstanding Graduate in 1994, after completing his collegiate studies with degrees in economics and finance, general business, as well as marketing and management.

**PERSONAL:** Smith was all-league, all-area, all-state and an Arkansas all-state game choice as a senior at Texarkana High School in Texarkana, Ark. He lettered twice in football and basketball and once in baseball. Smith was born May 15, 1970 in Texarkana, Ark. He is single and makes his home in Aurora, Colo.

#### SMITH'S PROFESSIONAL RECORD

Year	Club	G	S	RECEIVING					PUNT RETURNS					
				No.	Yds.	Avg.	LG	TD	No.	FC	Yds.	Avg.	LG	TD
1994	Denver			PRACTICE SQUAD										
1995	Denver	16	1	6	152	25.3	43t	1	0	1	0	0.0	0	0
1996	Denver	10	1	16	237	14.8	49t	2	23	15	283	12.3	36	0
CAREER TOTAL		26	2	6	152	25.3	49t	3	23	16	283	12.3	36	0

**ADDITIONAL STATISTICS:** Smith returned four kickoffs for 54 yards (13.5) with a long of 17 (vs. Jacksonville, 12/3/95) in 1995. He returned one kickoff for 29 yards (vs. Baltimore, 10/20/96) in 1996. Career Totals: 5-83 (16.6), long of 29. Special teams tackles — 1995 (6), 1996 (1), Total (7).

#### SMITH'S PLAYOFF RECORD

Year	Club	G	S	RECEIVING					PUNT RETURNS					
				No.	Yds.	Avg.	LG	TD	No.	FC	Yds.	Avg.	LG	TD
1996	Denver	1	0	1	15	15.0	15	0	2	0	12	6.0	8	0
CAREER TOTAL		1	0	1	15	15.0	15	0	2	0	12	6.0	8	0

**ADDITIONAL STATISTICS:** Special teams tackles — 1996 (2).

#### SINGLE-GAME HIGHS

(Postseason in parenthesis)

**Most receptions** — 4 at Oakland, 11/4/96 (1 vs. Jacksonville, 1/4/97). **Most receiving yards** — 72 at Oakland, 11/4/96 (15 vs. Jacksonville, 1/4/97). **Longest reception** — 49 yards (TD) at Oakland, 11/4/96 (15 vs. Jacksonville, 1/4/97). **Most Punt Returns** — 7 vs. Kansas City, 10/27/96 (2 vs. Jacksonville, 1/4/97). **Most Punt Return Yards** — 99 vs. Kansas City, 10/27/96 (12 vs. Jacksonville, 1/4/97). **Longest Punt Return** — 36 vs. Kansas City, 10/27/96 (6 vs. Jacksonville, 1/4/97).

#### ELITE COMPANY

The Broncos are one of only five franchises in professional sports to boast a season-ticket base greater than 70,000. The other four franchises are the Jacksonville Jaguars, Kansas City Chiefs, New York Giants and New York Jets. The Giants (22 years) and Broncos (21) have surpassed the 70,000 mark for the most consecutive seasons.



#### HARRY SWAYNE • T

6-5 • 295 • 11TH YR. • RUTGERS

**BORN:** February 2, 1965 in Philadelphia, Pa.  
**HIGH SCHOOL:** Cardinal Dougherty High School Philadelphia, Pa.

**RESIDES:** Philadelphia, Pa.

**ACQUIRED:** Unrestricted Free Agent, 1997

**PRO YEAR:** 11th • **YEAR WITH BRONCOS:** 1st

**NFL GAMES PLAYED/STARTED:** 131/77

**H**arry Swayne joins the Broncos from the San Diego Chargers, where he spent the last six seasons. He displays great athleticism for a man his size and figures to challenge for a great deal of playing time on the offensive line in 1997. Swayne has played in 131 regular season games (77 starts), and started six in the postseason, all with the Chargers. In January 1995 he started at left tackle for the Chargers in Super Bowl XXIX vs. the San Francisco 49ers, whose offensive coordinator was Broncos head coach Mike Shanahan. Swayne was chosen by Tampa Bay in the seventh round (190th overall) of the 1987 draft. **1996:** Swayne played in all 16 games for San Diego, starting the first three at left tackle before being replaced by Vaughn Parker. **1995:** Swayne started all 16 regular season games at left tackle for San Diego for the second consecutive season. He also started the Chargers' AFC Wild Card Game against the Indianapolis Colts (12/31/95). **1994:** Swayne started all 16 regular season games at left tackle, as well as all three playoff games, including Super Bowl XXIX vs. San Francisco. A mistake that Swayne made in the AFC Championship Game at Pittsburgh (1/15/95) ended up being a gift in disguise for the Chargers. Late in the fourth quarter Swayne was called for a false start on third-and-nine at the Steelers' 38-yard line and San Diego trailing in the game 13-10. The Steelers ended up stopping San Diego short of a first down on the play, but because of the penalty, the play did not count. On the ensuing play, with San Diego now in a third-and-14 hole, Stan Humphries connected with Tony Martin for a 43-yard touchdown that gave the Chargers a 17-13 lead that they never relinquished. **1993:** Swayne started 11 games and was one of the line's top performers. He did not play in Games 1-3 due to a shoulder injury. Swayne suffered a concussion and damaged eye orbit in the third quarter at Indianapolis (11/29) and missed the remainder of the game. He missed Games 12-13 (vs. Denver and Green Bay) due to the eye orbit injury, but returned to finish strong in the final three games. **1992:** Swayne started all 16 regular season games as well as two playoff games, as the Chargers won their first divisional title since 1981. He continued his rise to prominence in the NFL, earning praise from numerous opposing coaches and players. Swayne missed part of the Chargers' Sept. 13 game at Denver due to dehydration. **1991:** Swayne established his presence early by earning a starting position in training camp, and was voted by his teammates as the Chargers' co-Lineman of the Year. His season was cut short by a lower leg fracture suffered in Week 12 at the Jets (11/24). Swayne was placed on injured reserve Nov. 30 and remained there for the rest of the season. He was acquired as a Plan 'B' free agent by San Diego prior to the 1991 season from Tampa Bay. **1990:** Swayne played in 10 games as a backup with the Buccaneers after making the successful switch from defensive end to offensive left tackle. **1989:** Swayne spent the '89 season backing up Paul Gruber and Rob Taylor in Tampa Bay. He saw offensive action at Washington (10/22) in the second half, and also played on special teams. **1988:** Swayne played both defensive end positions for Tampa Bay, starting the season behind former Denver Bronco Ron Holmes. He played in 10 games, starting one. Swayne had five quarterback pressures vs. Green Bay (10/2) and equaled his career high with four tackles at New Orleans (9/25). He injured his neck at Chicago (12/6) and spent the remainder of the season on injured reserve. **1987:** Swayne played in eight games, starting two in his rookie season with the Buccaneers. He was placed on the injured reserve list with a broken wrist that he suffered in the final preseason game at Indianapolis



(9/5). Swayne finished the season with 12 tackles and three quarterback pressures. His first NFL start came at New Orleans (12/6). Swayne also started the following week vs. Detroit for an injured Ron Holmes and equaled his season high with four tackles. He was drafted by the Bucs in the seventh round of the 1988 NFL Draft (190th overall).

**COLLEGE:** Swayne played collegiately at Rutgers University, finishing his career with eight sacks and 12 tackles for loss. As a senior in 1986 he started nine games and registered 51 tackles, five sacks, nine tackles for loss and three fumble recoveries. Swayne started five games as a junior in 1985 and had eight sacks and 12 tackles for loss. He graduated with a degree in sports management in 1990.

**PERSONAL:** Swayne earned all-city honors at Philadelphia's Cardinal Dougherty High School, leading the Cardinals to the Catholic League title in 1982 with a 10-2 record. He is originally from Philadelphia, Pa., and is an avid Philadelphia 76ers fan. While in San Diego Swayne was extremely active in the community, speaking to elementary and high schools. He also funds a scholarship through All-Sports Community Services for disadvantaged college-bound students. Swayne became involved with Boys & Girls clubs as part of his degree requirements in sports management at Rutgers. He also interned at Tampa Stadium as part of his curriculum when he was with the Bucs. He is an honorary chairman of the Cancer Survivors Day on behalf of Scripps Clinic in San Diego and is also a part owner with former Charger teammate Courtney Hall of the San Diego Sports Page, a local monthly sports newspaper. Swayne and his wife Dawn make their home in Philadelphia. He was born Feb. 2, 1965 in Philadelphia.

#### SWAYNE'S PROFESSIONAL RECORD

Year	Club	Games	Starts
1987	Tampa Bay	8	2
1988	Tampa Bay	10	1
1989	Tampa Bay	16	0
1990	Tampa Bay	10	0
1991	San Diego	12	12
1992	San Diego	16	16
1993	San Diego	11	11
1994	San Diego	16	16
1995	San Diego	16	16
1996	San Diego	16	3
<b>CAREER TOTAL</b>		<b>131</b>	<b>77</b>

**ADDITIONAL STATISTICS:** 1987 - 12 tackles and three quarterback pressures. 1988 - 17 tackles (two for loss) and 10 quarterback pressures.

#### SWAYNE'S PLAYOFF RECORD

Year	Club	Games	Starts
1992	San Diego	2	2
1994	San Diego	3	3
1995	San Diego	1	1
<b>CAREER TOTAL</b>		<b>6</b>	<b>6</b>



#### MAA TANUVASA • DT

6-2 • 277 • 3RD YR. • HAWAII

**BORN:** November 6, 1970 in American Samoa

**HIGH SCHOOL:** Mililani High School  
Mililani, Hawaii

**RESIDES:** Englewood, Colo.

**ACQUIRED:** Free Agent, 1995

**PRO YEAR:** 3rd • **YEAR WITH BRONCOS:** 3rd

**NFL GAMES PLAYED/STARTED:** 17/1

98

**M**aa Tanuvasa has shown steady improvement throughout his time in the NFL, and is now starting to blossom into one of the better performers on the Broncos' well-stocked defensive line. Tanuvasa, along with Michael Dean Perry, Keith Traylor, Jumpy Geathers and 1997 first-round pick Trevor Pryce, give the Broncos one of the best groups of defensive tackles in the NFL. He was signed by the Broncos in February 1995 after brief stints with the Rams and Steelers. Tanuvasa was originally an eighth round pick (209th overall) out of Hawaii in 1993 by the Rams. 1996: Tanuvasa played in all 16 regular season games and made one start at right defensive tackle (at San Diego, 12/22) in place

of Michael Dean Perry (ankle). He played as a reserve on the defensive line in the other 15 contests and had a breakthrough season with 24 tackles (15 solo) — including five sacks (-39) — and one pass break-up. He also made one tackle on special teams. On opening day vs. the Jets (9/1) Tanuvasa was credited with one of the Broncos' nine sacks in Denver's 31-6 victory. He registered his second sack of the season as well as one solo tackle in Denver's 28-17 win over San Diego (10/6) and added his third sack — among six total tackles (four solo) — at Oakland (11/4) in a Monday Night game won by the Broncos 22-21. Tanuvasa's fourth sack came at New England (11/17), and his season was capped by his career-high fifth at San Diego (12/22), as he started his first NFL contest at right defensive tackle in place of Michael Dean Perry (ankle). For the night he made three total tackles (2 solo) and broke up a pass. In Denver's AFC Divisional Playoff vs. Jacksonville (1/4/97) Tanuvasa saw action on the defensive line and made one solo tackle. 1995: Tanuvasa, originally signed by the Broncos Feb. 22, 1995, spent the first eight games of the season on the practice squad before being elevated to the active roster Oct. 24. He was declared inactive for each of his first two games, before making his first professional appearance against San Diego (11/19), seeing action on special teams. 1994: Tanuvasa spent a portion of the season as a member of the Pittsburgh Steelers practice squad after being released by the Rams in training camp. He started the Rams' first preseason game at Green Bay (8/6/94). 1993: Tanuvasa spent the season on injured reserve with the Rams after injuring his knee in a preseason game at Cleveland (8/21/93).

**COLLEGE:** Tanuvasa finished his three-year career at the University of Hawaii with 190 tackles (116 solo) and 10 sacks. As a senior he had 84 tackles (57 solo) and 10 sacks. He posted 41 stops (27 solo) as a junior and 65 (32 solo) as a sophomore.

**PERSONAL:** Tanuvasa was an All-Palomar League selection in both football and track at Mililani High School in Mililani, Hawaii. His first name means "rock" in Samoan, providing the reason for his nickname "The Rock." Maa is a native of American Samoa. He and his wife, Kris, make their home in Englewood, Colo.

#### TANUVASA'S PROFESSIONAL RECORD

Year	Club	G	S	UT	A	TT	S-Yds.	I-Yds.	PD	FF	FR
1993	L.A. Rams										
1994	Rams/Pitt.										
1995	Denver	1	0	0	0	0	0-0	0-0	0	0	0
1996	Denver	15	1	15	9	24	5-39	0-0	1	0	0
<b>CAREER TOTAL</b>		<b>17</b>	<b>1</b>	<b>15</b>	<b>9</b>	<b>24</b>	<b>5-39</b>	<b>0-0</b>	<b>1</b>	<b>0</b>	<b>0</b>

#### TANUVASA'S PLAYOFF RECORD

Year	Club	G	S	UT	A	TT	S-Yds.	I-Yds.	PD	FF	FR
1996	Denver	1	0	1	0	1	0-0	0-0	0	0	0
<b>CAREER TOTAL</b>		<b>1</b>	<b>0</b>	<b>1</b>	<b>0</b>	<b>1</b>	<b>0-0</b>	<b>0-0</b>	<b>0</b>	<b>0</b>	<b>0</b>



#### KEITH TRAYLOR • DT

6-2 • 315 • 6TH YR. • CENTRAL STATE (OKLA.)

**BORN:** September 3, 1969 in Little Rock, Ark.

**HIGH SCHOOL:** Malvern High School  
Malvern, Ark.

**RESIDES:** Denver, Colo.

**ACQUIRED:** Unrestricted Free Agent, 1997

**PRO YEAR:** 6th • **YEAR WITH BRONCOS:** 3rd

**NFL GAMES PLAYED/STARTED:** 68/6

94

**K**eith Traylor, in his second go-around with the Broncos, returns this time to help anchor the middle of a defensive line that could be the most talented in franchise history. Traylor, who was with the Broncos as a linebacker from 1991-92, is a big, powerful player who has amazing quickness for his size. He joins his former Kansas City teammate Neil Smith along a defensive front that includes Pro Bowlers Michael Dean Perry and Alfred Williams, as well as a host of other talented linemen in Denver. Traylor was drafted by the Broncos in the third round

out of Central State (Okla.) in 1991. **1996:** Traylor shared time on the defensive line for the Chiefs and posted a career-high 42 tackles (31 solo) with one sack, 11 quarterback pressures, one forced fumble and one pass defended. He played in 15 games, including a start against Indianapolis (12/15/96) at right defensive tackle, in which he made four tackles (3 solo). Traylor's one sack came against Detroit (11/28) for a three-yard loss. He also blocked a field goal against the Raiders (9/8) in a Kansas City victory, and had a season-high six tackles with two quarterback pressures vs. Pittsburgh (10/7) on Monday Night Football. **1995:** Traylor was a steady backup at defensive tackle, playing in the NFL for the first time since 1993. He played in all 16 games, contributing 19 tackles (13 solo), 1.5 sacks, one forced fumble, one fumble recovery, four passes defended and 33 quarterback pressures. Traylor's best game was a three-tackle, one-sack effort vs. San Diego (10/9). He had two tackles in the Chiefs' playoff loss to Indianapolis (1/7/96). In the spring of 1995 Traylor was with the Barcelona Dragons of the World League, playing in eight of 10 games (three starts) and posting 16 tackles, including 14 solo stops, and recovering a pair of fumbles. **1994:** Traylor was signed by Kansas City Feb. 9 and was waived during the final roster cutdown Aug. 28. He did not sign with any other team that season. **1993:** Traylor was signed by the Raiders as a free agent July 19 after the Broncos chose not to re-sign him. He was waived by the Raiders Aug. 30, then signed with Green Bay Sept. 14 and played in five games, making one tackle. He was released by the Packers Nov. 9 and signed with Kansas City Jan. 5, 1994, in time to be active for the Chiefs' playoff loss to the Steelers (1/8/94). Traylor was then released two days later. **1992:** Traylor saw action in all 16 games with Denver (one start), making 39 tackles (21 solo), one fumble recovery and one sack. He notched his first NFL sack vs. Seattle (12/20). **1991:** Traylor earned all-rookie honors from *Pro Football Weekly* and *Football Digest* as a linebacker for the Broncos. He played in all 16 games and started two. Traylor was a backup to Michael Brooks and Karl Mecklenburg at inside linebacker and made 27 tackles (12 solo) on defense, as well as 16 more (nine solo) on special teams. He started for Brooks vs. Seattle (9/15), making nine stops, and vs. San Diego (9/22), recording 10 tackles. Traylor was also used at the fullback position in several postseason goal-line situations, à la the Bears' William "Refrigerator" Perry. Traylor played in both playoff games with the Broncos. He was picked by Denver in the third round of the 1991 NFL Draft.

**COLLEGE:** Traylor played collegiately for two seasons at Central State (Okla.) after transferring from Coffeyville (Kan.) Junior College. At Central State he made 146 tackles, five sacks, two interceptions, three forced fumbles and two fumble recoveries. Traylor played in just four full games and parts of two others as a senior because of a leg injury, but still managed 67 tackles and three forced fumbles. He was a first-team All-Lone Star Conference pick as a junior when he amassed 79 stops, five sacks, two fumble recoveries and two interceptions. His two years as a starter at Coffeyville included an MVP performance in the 1988 JUCO Championship Game. He had 229 tackles, 14 sacks and nine interceptions at Coffeyville.

**PERSONAL:** A native of Little Rock, Ark., Traylor was a two-time all-state and all-conference linebacker at Malvern (Ark.) High School. He was also a standout on the basketball court and the baseball diamond, earning all-state and all-conference honors in both sports. Traylor was rated among the 10 best prospects in the state of Arkansas. In his spare time he enjoys playing basketball and pool. Keith has one son, Brandon (3/4/87). He and his wife Krista reside in Denver, Colo. Byron Keith Traylor was born Sept. 3, 1969, in Little Rock, Ark.

#### TRAYLOR'S PROFESSIONAL RECORD

Year	Club	G	S	UT	A	TT	S-Yds.	I-Yds.	PD	FF	FR
1991	Denver	16	2	12	15	27	0-0	0-0	0	0	0
1992	Denver	16	3	21	18	39	1-14	0-0	0	1	0
1993	G.B./K.C.	5	0	1	0	1	0-0	0-0	0	0	0
1994											
1995	Kan. City	16	0	16	3	19	1.5-12.5	0-0	4	1	1
1996	Kan. City	15	1	31	11	42	1-3	0-0	1	1	0
<b>CAREER TOTAL</b>		<b>68</b>	<b>6</b>	<b>78</b>	<b>50</b>	<b>128</b>	<b>3.5-29</b>	<b>0-0</b>	<b>5</b>	<b>3</b>	<b>1</b>

**ADDITIONAL STATISTICS:** Special teams tackles — 1991 (16). Blocked one field goal, 1996.

#### TRAYLOR'S POSTSEASON RECORD

Year	Club	G	S	UT	A	TT	S-Yds.	I-Yds.	PD	FF	FR
1991	Denver	2	0	0	0	0	0-0	0-0	0	0	0
1995	Kan. City	1	0	2	0	2	0-0	0-0	0	0	0
<b>CAREER TOTAL</b>		<b>3</b>	<b>0</b>	<b>2</b>	<b>0</b>	<b>2</b>	<b>0-0</b>	<b>0-0</b>	<b>0</b>	<b>0</b>	<b>0</b>



#### TONY VELAND • S

6-1 • 205 • 1ST YR. • NEBRASKA

BORN: March 11, 1973 in Omaha, Neb.

HIGH SCHOOL: Benson High School  
Omaha, Neb.

RESIDES: Denver, Colo.

ACQUIRED: Draft #6 (181st overall), 1996

PRO YEAR: 1st • YEAR WITH BRONCOS: 1st

NFL GAMES PLAYED/STARTED: 0/0

32

Tony Veland returns for his second season in Denver after spending his rookie campaign of 1996 on the practice squad. The 1996 sixth-round pick (181st overall) out of Nebraska has shown great potential as an extremely athletic and versatile safety. He played quarterback for two years in college before switching to safety. **1996:** Veland spent the entire season on the practice squad. He was chosen in the sixth round and went through training camp with the club before being waived on the final cutdown Aug. 25. He was signed to the practice squad two days later.

**COLLEGE:** Veland began his career at Nebraska as a quarterback but suffered a collarbone injury and was replaced by Tommy Frazier. He played behind Frazier in '92 and '93 before being converted to safety for his final two seasons. He completed 6 of 9 passes for 176 yards and a touchdown in '93, and rushed 15 times for 15 yards in 1992-93. After switching to safety Veland started 21 of 23 games and recorded 64 tackles (35 solo), four interceptions, three passes defended, two fumble recoveries and one forced fumble.

**PERSONAL:** Veland was a second-team all-state selection as a quarterback at Benson High School in Omaha, Neb., where he completed 54.2% of his passes and threw just two interceptions. He gained 700 yards through the air, rushed for 704 more and averaged 39.1 yards per punt in final campaign. Veland also led the basketball team to the No. 1 ranking in the state during the regular season, and lettered three times each in football, track and basketball. He placed fifth in the state Class A finals in the 100 meters (11.03) and third in the discus (162'2") in 1991. An engineering major at Nebraska, Veland was the keynote speaker at the 1992 National Education Week, as well as serving as a volunteer speaker at Cueller Junior High. His last name is pronounced VEE-land. Tony was born March 11, 1973 in Omaha, Neb. He and his wife, Brooke, make their home in Denver.

#### VELAND'S PROFESSIONAL RECORD

Year	Club	G	S	UT	A	TT	S-Yds.	I-Yds.	PD	FF	FR
1996	Denver										
<b>PRACTICE SQUAD</b>											
<b>CAREER TOTAL</b>		<b>0</b>	<b>0</b>	<b>0</b>	<b>0</b>	<b>0</b>	<b>0-0</b>	<b>0-0</b>	<b>0</b>	<b>0</b>	<b>0</b>





*Cornerback Ray Crockett helped propel the Broncos' defense to the No. 4 ranking in the league in 1996 as part of a secondary that snagged 16 of the team's 23 interceptions. He posted a career-high four sacks, intercepted two passes and knocked down 16 others, second-most on the team.*



*Defensive end Alfred Williams made an instant impact with the Broncos in 1996 after being acquired as a free agent. The former University of Colorado star notched 13 sacks to tie for third in the AFC and fifth in the NFL, and earned an invitation to the Pro Bowl for the first time in his six-year professional career.*



# ALFRED WILLIAMS • DE

6-6 • 265 • 7TH YR. • COLORADO

# 91

**BORN:** November 6, 1968 in Houston, Texas  
**HIGH SCHOOL:** Jesse H. Jones Sr. High School  
 Houston, Texas

**RESIDES:** Superior, Colo.

**ACQUIRED:** Unrestricted Free Agent, 1996

**PRO YEAR:** 7th • YEAR WITH BRONCOS: 2nd

**NFL GAMES PLAYED/STARTED:** 95/70

Alfred Williams enjoyed a breakout season in his first year with the Broncos in 1996, starting all 16 games at right defensive end. He earned All-Pro honors as he led the AFC in sacks for most of the season before finishing tied for third (13.0), and was voted to the Pro Bowl for the first time in his six-year career. Williams proved to be one of the most dominant players in the NFL, a status that should be further solidified in 1997 with the addition of Neil Smith to man the left defensive end position opposite him. Williams has now played in 95 career games (70 starts), as well as two playoff games (one start), and has 249 tackles (209 solo), 44 career sacks (-312 yards), 11 forced fumbles, four fumble recoveries and 19 pass deflections. The former University of Colorado All-American was drafted 18th overall in 1991 by Cincinnati, with whom he spent his first four NFL seasons before signing with San Francisco in 1995. He signed with the Broncos Feb. 26, 1996, fulfilling a quest he had made known since leaving CU after his collegiate career. **1996:** Williams proved to be one of the league's most valuable free-agent acquisitions of 1996, earning selection to his first Pro Bowl in addition to first-team All-Pro nods from the Associated Press, *The Sporting News*, *Pro Football Weekly* and *Football News*, second-team mention from *College & Pro Football Newsweekly* and first-team All-AFC kudos from UPI and *Football News*. Williams started all 16 regular season games at right defensive tackle and ranking among the league leaders in sacks. Overall he made 65 tackles (55 solo) and tied for third in the AFC (T5th NFL) in sacks with 13 (-102), the highest figure put up by a Bronco since Simon Fletcher had 13.5 in 1993. The franchise record is 16 by Fletcher in 1992. He also knocked down four passes, forced five fumbles and recovered one. On opening day vs. the Jets (9/1) Williams started at right defensive end in his first game as a Bronco and made a big impact with 4 tackles (3 solo) — including 1.5 sacks for 12.5 yards in losses — and two forced fumbles. Williams was named AFC Defensive Player of the Week for Week Three when he recorded two sacks, recovered two fumbles and forced another in a 27-23 Broncos defeat of Tampa Bay (9/15). The following week at Kansas City (9/22) Williams switched sides with Dan Williams to start at left defensive end, and harassed Chiefs' quarterback Steve Bono all day, making five tackles (4 solo) and knocking down two passes. The next week at Cincinnati (9/29) Williams started at right defensive end and had a big day against his former teammates, recording a sack (-10) among his six total tackles (4 solo) in Denver's 14-10 victory. He posted a two-sack day and forced his fifth fumble of the season vs. Baltimore (10/20). Versus Chicago (11/10) he recorded a season-high 10 tackles (7 solo) with one pass defended and his league-leading 10th sack of the season (-9) in Denver's 17-12 victory. Williams also had two sacks at Minnesota (11/24) in a Broncos win, giving him 13 for the season, which led the league at the time. He started Denver's AFC Divisional Playoff vs. Jacksonville (1/4/97), posting one solo tackle with two passes defended. **1995:** Williams played in all 16 games with San Francisco, starting one. He recorded 4.5 sacks and 28 tackles (21 solo) for a 49ers defense that finished the season ranked number one in the National Football League. Williams saw action in the 49ers' NFC Divisional Playoff Game vs. Green Bay, a 27-17 loss (1/6/96), in which he made one solo tackle. **1994:** Williams started all 16 games for Cincinnati and led the team in sacks with 9.5. He also had 47 tackles (40 solo), one fumble recovery and one forced fumble. Williams had a single-game high of four sacks at Pittsburgh (10/16), tying the NFL's single-game high for the 1994 season. He also had a

## 1996 AFC SACK LEADERS

PLAYER	TEAM	SACKS
1. Bruce Smith	Buffalo	13.5
Michael McCrary	Seattle	13.5
3. Alfred Williams	Denver	13.0
Chad Brown	Pittsburgh	13.0
Michael Sinclair	Seattle	13.0
Derrick Thomas	Kansas City	13.0

season-high seven tackles (all solo) against the Steelers. Williams sacked Seattle QB Rick Mirer for a safety in a Nov. 6 victory over the Seahawks. He also had two sacks at Houston (9/25) and one-and-a-half sacks at Denver (11/27). **1993:** Williams started all 16 games for the Bengals, recording 28 tackles (22 solo), four sacks — second-most on the team — and one forced fumble. He also tied for the team lead in QB pressures with 18. Williams had an eight-yard sack, a QB pressure and a season-high six tackles at Kansas City (10/10), as well as a six-yard sack for a safety against Steve Young at San Francisco (12/5). **1992:** Williams played in 15 games and made six starts for the Bengals in his second NFL season. He had 43 stops (38 solo), a career single-season high 10 sacks and three forced fumbles. He missed most of training camp that season as doctors worked to resolve an irregular heartbeat problem. He required two surgeries for the condition, which was declared cured in mid-August. Williams had two sacks for 26 yards in the season-opener at Seattle. One of the sacks included a fumble by Seahawk quarterback Kelly Stouffer which was recovered by Bengal teammate Femandus Vinson and returned 22 yards for a touchdown. Williams had two-sack games vs. Minnesota (9/27) and vs. Cleveland (11/1). He had a season-high seven tackles at Houston (10/25). **1991:** Williams played in all 16 games and made 15 starts. He had 38 tackles (33 solo), three sacks, two fumble recoveries and one forced fumble. He signed with the Bengals August 18 after Cincinnati drafted him in the first round (18th overall) of the 1991 draft.

**COLLEGE:** Williams was a consensus All-America selection at Colorado in 1989 as a linebacker and in 1990 as a defensive end. As a member of the Buffaloes co-National Championship team in 1990, Williams was the first CU player ever to win a national collegiate postseason trophy when he was named the 1990 Butkus Award winner, emblematic of the nation's top linebacker. Williams is still the Buffs' all-time sack leader with 35 and all-time leader in tackles for losses with 59. In all, he compiled 263 tackles in his CU career, which included All-Big Eight selections from 1988-90. While at CU he was teammates with Broncos' punter Tom Rouen.

**PERSONAL:** Williams attended Jesse Jones High School in Houston, Texas, where he was a first-team *USA Today* All-America selection, and captained the basketball and track teams. He was honored in October 1996 as one of the Broncos' three nominees for the True Value/NFL Man of the Year. Alfred and his fiancée, Lena, make their home in Superior, Colo., with their three children, Dominique (5), Justin (2) and Christopher Alfred (born 5/21/96). A native of Houston, Texas, Alfred Hamilton Williams was born Nov. 6, 1968.

## WILLIAMS' PROFESSIONAL RECORD

Year	Club	G	S	UT	A	TT	S-Yds.	I-Yds.	PD	FF	FR
1991	Cincinnati	16	15	33	5	38	3-16	0-0	2	1	2
1992	Cincinnati	15	6	38	5	43	10-70	0-0	3	3	0
1993	Cincinnati	16	16	22	6	28	4-28	0-0	2	1	0
1994	Cincinnati	16	16	40	7	47	9.5-62	0-0	1	1	1
1995	San Fran.	16	1	21	7	28	4.5-34	0-0	7	0	0
1996	Denver	16	16	55	10	65	13-102	0-0	4	5	1
<b>CAREER TOTAL</b>		<b>95</b>	<b>70</b>	<b>209</b>	<b>40</b>	<b>249</b>	<b>44-312</b>	<b>0-0</b>	<b>19</b>	<b>11</b>	<b>4</b>

**ADDITIONAL STATISTICS:** Williams has scored two safeties in his career, registering one in 1993 and one in 1994.

## WILLIAMS' PLAYOFF RECORD

Year	Club	G	S	UT	A	TT	S-Yds.	I-Yds.	PD	FF	FR
1995	San Fran.	1	0	1	0	1	0-0	0-0	0	0	0
1996	Denver	1	1	1	0	1	0-0	0-0	1	0	0
<b>PLAYOFF TOTAL</b>		<b>2</b>	<b>1</b>	<b>2</b>	<b>0</b>	<b>2</b>	<b>0-0</b>	<b>0-0</b>	<b>1</b>	<b>0</b>	<b>0</b>



**DAN WILLIAMS • DE**

6-4 • 290 • 5TH YR. • TOLEDO

90

**BORN:** December 15, 1969 in Ypsilanti, Mich.**HIGH SCHOOL:** Willow Run High School  
Ypsilanti, Mich.**RESIDES:** Denver, Colo.**ACQUIRED:** Draft #1 (11th overall), 1993**PRO YEAR:** 5th • **YEAR WITH BRONCOS:** 5th**NFL GAMES PLAYED/STARTED:** 45/40

**D**an Williams completed a healthy season in 1996 and was able to begin to produce some of the numbers that were anticipated from him when he was drafted in the first round in 1993. With another healthy offseason under his belt, Williams figures to be an even greater force on the Broncos' extremely deep and talented defensive line in 1997. He has now played in 45 games (40 starts) and has totaled 4.5 sacks and 85 tackles (40 solo). **1996:** Williams started 15 of the 16 regular season games at defensive end, making 14 starts on the left side and one on the right (at KC, 9/22). He was inactive for the Green Bay game (12/8) because of the flu. Overall, Williams made 22 tackles (14 solo), recovered a fumble and posted 1.5 sacks (-7.5). He had his only sack of the season on opening day vs. the N.Y. Jets (9/1) in Denver's 31-6 victory. Three weeks later at Kansas City (9/22) Williams switched sides with Alfred Williams and started at right defensive end, making three tackles (2 solo). Williams had to leave the Baltimore game (10/20) after irritating his right knee. An MRI performed Oct. 21, proved negative and revealed only a bone bruise, allowing him to start the following Sunday against Kansas City (10/27). Versus Seattle (12/1) Williams started at left defensive end and made three tackles (2 solo) in Denver's division-clinching 34-7 win over the Seahawks. He started at left defensive end and posted one solo tackle with two passes defended in Denver's AFC Divisional Playoff vs. Jacksonville (1/4/97). **1995:** Williams, who started six games at left defensive end, underwent season-ending knee surgery and was placed on injured reserve Dec. 19. He was sidelined earlier in the year for four games with a right knee injury, then returned for two games before suffering a cartilage tear in his left knee at Philadelphia (11/12). For the season he tallied 10 tackles (9 solo) — including a sack for a 10-yard loss — and added five passes defended. One of his tipped passes was intercepted by LB Elijah Alexander against Washington (9/17). Williams suffered his first injury of the season — a sprained right knee — at San Diego (9/24). He was expected to miss approximately six weeks, but returned to practice just 2-3 weeks later, in Week Seven prior to the Oakland game. He aggravated the injury in practice Oct. 13, and his return was delayed until the ninth game against Arizona (11/5). His two sacks came against Buffalo in the season-opener (9/3) and at San Diego (9/24). **1994:** Williams played in 11 games and made eight starts at right defensive tackle. He started the first eight games before being replaced by Harald Hasselbach in game nine at the L.A. Rams (11/6). Williams finished the year with 22 tackles (11 solo), one interception and two passes defended. The interception — the first of his career — and one of the passes defended came against Kansas City (10/17). He had a season-high six tackles (3 solo) against the Raiders (9/18). **1993:** Williams was the Broncos' first-round draft choice (11th pick overall) and was considered a force against the run in his rookie season. After suffering a knee injury in the second game of the season versus San Diego (9/12), Williams missed three games and then re-injured the same knee in the final regular season game at the L.A. Raiders (1/2). For the season Williams started in 11 of the 13 games in which he played, accounting for 37 total tackles on the year, 18 solo and 19 assisted. He was also credited with 1.5-sacks and one fumble recovery.

**COLLEGE:** Williams was regarded as one of the premier pass rushers in the 1993 NFL draft. He was an All-American and a first-team

All-Mid American Conference pick as a senior at Toledo by the Football News. He posted 13 sacks as a senior to go along with 104 tackles (59 solo), and 33 quarterback pressures. For his career at Toledo Williams accounted for 256 tackles (143 solo), 28 sacks, and 80 pressures. He was a criminal justice major at Toledo.

**PERSONAL:** Dan and his wife Angela make their home in Denver with their children Courtney Danielle (4/4/94) and Cory Daniel (12/28/96). Dan lettered once in both football and basketball at Willow Run High School in Ypsilanti, Mich., earning all-conference, all-metro, and all-area honors in his only varsity season. Daniel Williams II was born December 15, 1969 in Ypsilanti, Mich.

**WILLIAMS' PROFESSIONAL RECORD**

Year	Club	G	S	UT	A	TT	S-Yds.	I-Yds.	PD	FF	FR
1993	Denver	13	11	18	19	37	1.5-6.5	0-0	2	0	1
1994	Denver	11	8	11	11	22	0-0	1-(-3)	2	0	0
1995	Denver	6	6	5	1	6	2-19	0-0	4	0	0
1996	Denver	15	15	14	8	22	1-3	0-0	0	0	1
<b>CAREER TOTAL</b>		<b>45</b>	<b>40</b>	<b>46</b>	<b>39</b>	<b>85</b>	<b>4.5-28.5</b>	<b>0-0</b>	<b>8</b>	<b>0</b>	<b>2</b>

**WILLIAMS' PLAYOFF RECORD**

Year	Club	G	S	UT	A	TT	S-Yds.	I-Yds.	PD	FF	FR
1996	Denver	1	1	2	2	4	1-2	0-0	1	0	0
<b>PLAYOFF TOTAL</b>		<b>1</b>	<b>1</b>	<b>2</b>	<b>2</b>	<b>4</b>	<b>1-2</b>	<b>0-0</b>	<b>1</b>	<b>0</b>	<b>0</b>

**JAMAL WILLIS • RB**

6-2 • 218 • 2ND YR. • BRIGHAM YOUNG

24

**BORN:** December 12, 1972 in Altus, Okla.**HIGH SCHOOL:** Bonanza High School  
Las Vegas, Nev.**RESIDES:** Denver, Colo.**ACQUIRED:** Free Agent, 1997**PRO YEAR:** 2nd • **YEAR WITH BRONCOS:** 1st**NFL GAMES PLAYED/STARTED:** 11/1

**J**amal Willis, a 1997 free agent acquisition from San Francisco, will look to provide depth at the running back position and also contribute on special teams. Originally signed by the 49ers as an undrafted free agent in 1995, Willis looks to resume his career after spending last season out of football. **1996:** Willis was in training camp with the 49ers but was released and did not play with any other team. **1995:** Willis spent the season with San Francisco after being signed as an undrafted free agent in April. He played in 11 games with one start, rushing for 35 yards on 12 carries (3.0). Willis was primarily used as a kick returner, running back 17 for 427 yards (both team highs) for a 25.1 average. He returned two kicks for 47 yards vs. New England (9/17) and had three returns for 78 yards the following week at Detroit (9/25). Willis posted a career high with six returns for 163 yards at Indianapolis (11/15). He started at fullback vs. Carolina (11/5) in place of an injured William Floyd and rushed for 19 yards on five carries, while catching one pass for four yards. Willis also returned two kicks for 31 yards against the Panthers. He missed the Dallas (11/12) and Miami (11/20) contests due to a shoulder injury. His season ended at Carolina (12/10) when he suffered a right knee injury. He was acquired by the 49ers as an undrafted free agent in 1995.

**COLLEGE:** Willis had an outstanding senior season at Brigham Young in 1994, rushing for 1,042 yards and 12 touchdowns, in addition to catching 33 passes for 525 yards. He earned All-WAC Conference honors and was named Offensive MVP of the Copper Bowl. Willis was injured for most of his junior season, following a sophomore season in which he rushed for 1,004 yards.

**PERSONAL:** Willis earned all-state honors in both football and basketball at Bonanza High School in Las Vegas, Nev. He was born Jamalsikou Leirus Willis Dec. 12, 1972 in Altus, Okla., and now makes his home in Denver.

## WILLIS' PROFESSIONAL RECORD

Year	Club	G	S	RUSHING						RECEIVING					
				No.	Yds.	Avg.	LG	TD	No.	Yds.	Avg.	LG	TD		
1995	San Fran.	11	1	12	35	2.9	15	0	3	8	2.7	4	0		
1996				OUT OF FOOTBALL											
CAREER TOTAL		11	1	12	35	2.9	15	0	3	8	2.7	4	0		

Year	Club	No.	Yds.	Avg.	LG	TD
1995	San Fran.	17	427	25.1	39	0
1996						
CAREER TOTAL		17	427	25.1	39	0

## GARY ZIMMERMAN • T

6-6 • 294 • 12TH YR. • OREGON

65

BORN: December 13, 1961 in Fullerton, Calif.

HIGH SCHOOL: Walnut High School  
Walnut, Calif.

RESIDES: Bend, Ore.

ACQUIRED: Trade with Minnesota, 1993

PRO YEAR: 12th • YEAR WITH BRONCOS: 5th  
NFL GAMES PLAYED/STARTED: 170/170

Gary Zimmerman showed once again in 1996 why he is one of the most respected offensive linemen in the National Football League, starting 14 of the 16 games at left tackle and earning his seventh Pro Bowl invitation, despite having to play through several excruciating injuries. The consensus All-Pro choice has now played in and started 170 games in his 11-year career and has been a major reason that Denver's offense has been able to post the most prolific two-year totals in franchise history over the course of the 1995-96 seasons. He had a streak of 169 consecutive starts before being forced to the sideline at Green Bay (12/8/96) following surgery on his left shoulder. A consummate professional year in and year out, he has been named All-NFL four times (1986-88, 1996), NFL Lineman of the Year in 1987, and second-team All-NFL of the 1980s. Zimmerman was originally drafted by the Los Angeles Express of the United States Football League (2nd round, 36th overall) in 1984, and played two seasons with the club before joining the Minnesota Vikings in 1986. He had been chosen by the New York Giants in the first round of the 1984 supplemental draft, third overall, and then had his rights traded to Minnesota for two second-round picks (CB Mark Collins and S Greg Lasker). **1996:** Zimmerman started all 14 games in which he played, including the first 13 of the season to run his streak of consecutive starts to 169. That streak was snapped at Green Bay (12/8) when he was declared inactive following surgery on his left shoulder. He played with pain in both shoulders during the course of the season, but was still voted to his seventh Pro Bowl (third as a Bronco) and earned first-team All-Pro honors from the Associated Press, *Sports Illustrated*, *The Sporting News*, *Pro Football Weekly*, *Football Digest* and *College & Pro Football Newsweekly*. Zimmerman also earned first-team All-AFC nods from UPI and *Football News*. His streak of 169 consecutive starts made him the only active player in the NFL to have started every game since the beginning of the 1986 season. **1995:** Zimmerman started all 16 games at left tackle, earning his second straight Pro Bowl selection, and the sixth of his career. He suffered a shoulder and biceps injury at Houston (11/26), but started the next week against Jacksonville (12/3) despite not practicing much during the week. He also started with a sore ankle against Washington (9/17) in Denver's 38-31 last-second victory. Zimmerman had off-season surgery to repair the torn rotator cuff and torn biceps in his right shoulder on January 15, 1996. The surgery was performed by Dr. Richard Hawkins at the Steadman-Hawkins Clinic in Vail, Colo. **1994:** Zimmerman did not miss a game as the starter at left tackle, and was one of the few bright spots on an offensive line that struggled at times. He was recognized for his outstanding play with selection to the Pro Bowl, his fifth such selection.

**1993:** Zimmerman was acquired by the Broncos in a trade with Minnesota prior to the last preseason game in 1993 and was immediately inserted into the starting lineup. He started every game at left tackle for the Broncos, solidifying an offensive line that allowed time for quarterback John Elway to post career numbers. He was a major factor in the success of the Broncos offensive line, and was named an alternate for the Pro Bowl. **1992:** Zimmerman was named to the Pro Bowl as a starter, his first trip since 1989. **1991:** Zimmerman anchored a Minnesota line that helped the Vikings lead the NFC in rushing. **1990:** Zimmerman started all 16 games despite being hampered by various injuries. He underwent surgery on his ankle and elbow at the end of that season. **1987-89:** In 1989 Zimmerman was selected to his third Pro Bowl appearance. The other two appearances were in 1988 and 1987. **1986:** Zimmerman earned All-NFL honors for Minnesota in his first season in the league. He was originally obtained by the Giants in the first-round of the 1984 supplemental draft, third overall, and then had his rights traded to Minnesota for two second-round picks (CB Mark Collins and S Greg Lasker) in the 1986 draft. **1984-85:** He began his pro career as a second-round pick, 36th overall, by the Los Angeles Express of the USFL in 1984.

**COLLEGE:** Zimmerman was a first-team All-Pac-10 selection and earned *Sporting News* second-team and Associated Press third-team honors as a senior in 1983. He was a part-time player as a freshman, and played both ways in 1981 before becoming a starter as a junior.

**PERSONAL:** Gary was born Dec. 13, 1961 in Fullerton, Calif., where he was an all-league middle linebacker at Walnut High School. He and his wife Lisa have two daughters, Lindsay Rae (2/9/88) and Kelsey Marie (1/14/92), and the couple makes their offseason home in Bend, Ore. His hobbies include hunting, fishing, working with computers and flying. His full name is Gary Wayne Zimmerman.

## ZIMMERMAN'S PROFESSIONAL RECORD

Year	Club	Games	Starts
1986	Minnesota	16	16
1987	Minnesota	12	12
1988	Minnesota	16	16
1989	Minnesota	16	16
1990	Minnesota	16	16
1991	Minnesota	16	16
1992	Minnesota	16	16
1993	Denver	16	16
1994	Denver	16	16
1995	Denver	16	16
1996	Denver	14	14
CAREER TOTAL		170	170

ADDITIONAL STATISTICS: Recovered one fumble, 1993.

## THE CHOSEN FEW

The Arizona Cardinals are the only franchise that has never beaten the Broncos in regular or postseason play, dating back to their days as the St. Louis Cardinals. In fact, Arizona (0-3), Green Bay (0-4) and Indianapolis (0-5) are the only three franchises that have never beaten the Broncos at Mile High Stadium in regular or postseason play. In addition, the Cardinals (0-1-1) and Tampa Bay (0-1) are the only teams that Denver has never lost to on the road (Denver has not played Carolina at home — but will Nov. 9, 1997 — and has not played either Carolina or Jacksonville on the road).



## 1997 DRAFT CHOICES



Linebacker John Mobley, the Broncos' No. 1 pick in the 1996 NFL Draft (15th overall), was a consensus All-Rookie selection as he started all 16 games and ranked fifth on the club in tackles with 93 (67 solo). The talented former Division II Player of the Year also added 1.5 sacks and an interception.

Rd.	Choice	Player	Pos.	Ht.	Wt.	School
1	28	Trevor Pryce	DT	6-5	285	Clemson
2	67	Dan Neil	G/C	6-2	291	Texas
4	124	Cory Gilliard	S	6-0	210	Ball State



**TREVOR PRYCE** **Clemson**  
 Defensive Tackle • 6-5 • 285  
 Birthdate: August 3, 1975  
 Draft Choice: 1st Round (28th overall) **93**

**T**revor Pryce was the Broncos' No. 1 selection in the 1997 NFL Draft, being chosen with the 28th overall pick. A 6-5, 285-pound defensive tackle, Pryce played one season at Clemson after transferring from Michigan where he played linebacker in 1993-94. He sat out the 1995 season due to the transfer rule. Pryce is described as a powerfully-built lineman with explosive acceleration and excellent pass rush form. He finished his collegiate career with 118 tackles (72 solo), 11.5 sacks (-105 yards), 24 tackles for loss (-127) and 31 quarterback pressures. Pryce also added three forced fumbles, three fumble recoveries and two passes defended. He played in two bowl games: the 1993 Hall of Fame Bowl vs. North Carolina State and the 1996 Peach Bowl vs. LSU. **1996:** Pryce started eight of 10 games at defensive end for Clemson and earned first-team All-Atlantic Coast Conference honors from the *Gridiron Report*, as well as third-team All-America accolades from *The Poor Man's Guide to the NFL Draft*. He finished fourth on the team with 71 tackles (44 solo), including 7.5 sacks (-79) and 20 tackles for loss (-101), while forcing one fumble, recovering another and knocking down two passes. Pryce made an impressive Clemson debut, posting five tackles with a stop behind the line of scrimmage and a QB pressure against Missouri. His career high in tackles came against South Carolina when he posted 14 (7 solo) with an assisted sack for minus 9 yards, two pressures and three tackles for loss. Pryce also added two 10-tackle performances, the first against Wake Forest (7 solo) and the second vs. Maryland. He was dominant in the latter contest, posting two sacks for minus 25 yards, two pressures and four stops for losses of minus 31 yards. He put together a super all-around game vs. Virginia when he tallied seven tackles, recovered a fumble, had two sacks (-16), two pressures and four tackles for losses (-19). He closed out his college career by making six solo tackles with a 20-yard sack and three tackles for losses vs. LSU in the Peach Bowl. **1995:** Pryce sat out the season under NCAA transfer rules. **1994:** Pryce appeared in 11 games as a sophomore for Michigan, making five starts (vs. Notre Dame, Colorado, Iowa, Michigan State and Penn State) at strongside outside linebacker. He finished the season with 31 tackles (21 solo), including four sacks (-26), and added two forced fumbles, two fumble recoveries and eight quarterback pressures. Pryce came off the bench to force and recover a fumble in a 34-26 win over Boston College. Against Notre Dame he made six tackles (4 solo), including two sacks of Ron Powlus (-15), to go along with a forced fumble and a fumble recovery in a 26-24 win. He also collected five solo tackles and sacked Tony Banks for an eight-yard loss in a 40-20 win over Michigan State. He posted a season-high seven tackles (5 solo) against Purdue. **1993:** Pryce played in nine games and started three (vs. Illinois, Wisconsin and Ohio State) at strongside outside linebacker as a freshman at Michigan. For the season he recorded 16 tackles (7 solo). Pryce's first career hit was an assisted tackle vs. Notre Dame, and he posted a season-high six tackles vs. Wisconsin. He closed his freshman campaign with an assisted tackle in the Hall of Fame Bowl against North Carolina State.

**HIGH SCHOOL:** Pryce was a consensus All-America selection and was rated the top defensive line prospect in the country by *The Sporting News* at Lake Howell High School in Casselberry, Fla. The All-Central Florida, all-conference and all-district star recorded 108 tackles (73 solo) with 10 sacks and 21 tackles for loss in his final year. Had 81 tackles, 15 sacks and 21 tackles for loss as a junior. Pryce also excelled in track, finishing second in the district finals in the 110-meter high hurdles (15.0)

**PERSONAL:** Pryce, a communications major, was born August 3, 1975 in Brooklyn, N.Y.

**PRYCE'S COLLEGIATE TOTALS — Clemson ('95-'96)/Michigan ('93-'94)**

Year	G	S	UT	A	TT	S-Yds	Int	PD	FR	FC
1993	9	3	9	7	16	0-0	0	0	0	0
1994	11	5	21	10	31	4-26	0	0	2	2
1995										
1996	10	8	44	27	71	7.5-79	0	2	1	1
<b>TOTAL</b>	<b>30</b>	<b>16</b>	<b>72</b>	<b>46</b>	<b>118</b>	<b>11.5-105</b>	<b>0</b>	<b>2</b>	<b>3</b>	<b>3</b>

**ADDITIONAL STATISTICS:** Above statistics include two Bowl games (1993 Hall of Fame and 1996 Peach). Pryce returned a blocked punt 20 yards in the Peach Bowl.



**DAN NEIL**

Guard/Center • 6-2 • 291

Birthdate: October 21, 1973

Draft Choice: 3rd Round (67th overall)

Texas

62

**D**an Neil was chosen in the third round with the 67th overall selection, as the Broncos traded with the New York Jets to move up 21 places for the opportunity to select him. One of the strongest

players in school history at Texas, Neil was a consensus All-America and all-conference selection as both a junior and senior, and was a finalist for the Outland Trophy in 1996. He started every game for four straight years after redshirting as a freshman in 1992, bringing his total to 48 straight, the school's longest current streak. Neil won the team Iron Man title every year he was at Texas. **1996:** Neil was a consensus All-America and All-Big 12 pick, starting every game at right guard, grading 89% for blocking consistency while posting 99 knockdowns. He dropped linebacker Ronnie Ward upfield to spring Shon Mitchell for a 21-yard scoring dash as the team rushed for 290 yards in a 38-17 thrashing of Kansas, and had another crunching block to spring Mitchell for a 65-yard touchdown jaunt as the Longhorns amassed 575 yards in a 38-32 defeat of Texas Tech. **1995:** Neil was a first-team All-America selection by the Pro Football Writers Association, and added second-team honors from United Press Internatioal and the Associated Press. He was also a consensus All-Southwest Conference choice, and recipient of the school's D. Harold Byrd Leadership Award as well as the Longhorn Iron Man Award. Neil started every game at right guard, playing a major role as the team ranked 22nd in the nation in rushing with an average of 207 yards per game. He also ran his string to 35 straight games without allowing a sack, while allowing no quarterback pressures. Neil made 13 knockdowns, including timely blocks on touchdowns runs of 3 and 65 yards by tailback Shon Mitchell as the Longhorns amassed 341 yards on the ground in a 35-10 thrashing of Southern Methodist. He also leveled linebacker James Farrior with a cut block to give quarterback James Brown the time to toss a 30-yard touchdown pass to Jeffrey Clayton in a 17-16 win over Virginia. **1994:** Neil earned second-team All-Southwest Conference honors from the Dallas Morning News, starting every game at center as he registered 78 knockdowns for an offense that averaged 361.3 yards per game. He brought down defensive end Cedric Jones to clear a path used by quarterback James Brown for a 9-yard scoring run as

the ground game amassed 198 yards in a 17-10 decision over Oklahoma. Also picked up the blitz as he leveled linebacker Greg Jones with a vicious forearm, giving Shea Morenz the time to find Lovell Pinkney for a 9-yard touchdown toss vs. Colorado. **1993:** Neil earned second-team All-Southwest Conference and was also named Freshman All-America by *The Gridiron Report* and *Football News*, starting every game, first at guard and then at center. He tallied 86 knockdowns on the season. Neil took down two defenders to give Shea Morenz time to hit Lovell Pinkney with a 10-yard scoring toss as the offense gained 411 yards in a 37-10 romp over Southern Methodist. He also upended Steve Strahan on a 16-yard touchdown pass from Morenz to Michael Adams as the team gained 512 yards in a 38-17 triumph over Baylor. **1992:** Redshirted as a freshman.

**HIGH SCHOOL:** Neil was a Parade All-America selection and earned Class 5A first-team all-state honors at Cypress Creek High School in Cypress Creek, Texas. He was rated as the state's best offensive line prospect by Max Emfinger's *Blue Chip Illustrated* and Tom Lemming's *Prep Football Report*, and one of the top line prospects in the nation by most recruiting lists. Neil was also twice named all-district and received honorable mention All-America consideration from *USA Today*.

**PERSONAL:** Neil was a sports management major at Texas, where he earned Athletic Director's Honor Roll accolades in 1993 and was very active in Longhorn Community Service efforts. He married his high school sweetheart, Amylyn, after the 1996 Sugar Bowl on January 6, 1996. Amylyn's uncle, Larry Cox, played defensive tackle for the Broncos from 1966-68. Neil was born October 21, 1973 in Houston, Texas.

**NEIL'S COLLEGIATE TOTALS — Texas**

Year	G	S
1992	Redshirt	
1993	11	11
1994	12	12
1995	13	13
1996	13	13
<b>TOTAL</b>	<b>49</b>	<b>49</b>

**ADDITIONAL STATISTICS:** Neil played in three Bowl games: the Sun Bowl (after the 1994 season), Sugar Bowl (after '95) and Fiesta Bowl (after '96).



**CORY GILLIARD**

Safety • 6-0 • 210

Birthdate: October 10, 1974

Draft Choice: 4th Round (124th overall)

Ball State

40

**C**ory Gilliard was Denver's third player taken in the 1997 NFL draft, coming in the fourth round with the 124th pick overall. A big, strong safety, Gilliard made a name for himself at Ball

State with his aggressive, hard-hitting style of play. He comes into training camp with the opportunity to learn from two of the game's best in Broncos starting safeties Steve Atwater and Tyrone Braxton, both of whom were selected to play in last year's Pro Bowl. Gilliard played in 43 career games (35 starts) for the Cardinals from 1993-96 after redshirting as a freshman in '92. He was a full-time starter from his sophomore year on and finished his career with 370 tackles (217 solo), three sacks (-22) among 17 tackles for loss (-61), six forced fumbles, one interception, 16 pass break-ups and four blocked kicks. His blocks included two extra points ('93, '94) and two field goals ('94, '96). His one interception came in 1995, and was returned 10 yards, and he also returned one kickoff for 10 yards in 1993. Gilliard was twice named first-team All-Mid American Conference (1995-96) after earning second-team honors in '94. **1996:** Gilliard earned first-team All-Mid American Conference honors for the second straight year after starting all 11 games at free



safety and tallying 112 tackles (63 solo). He also added two tackles for loss (-5), four pass breakups and one blocked kick. Gilliard posted a season-high 21 tackles (12 solo) vs. Eastern Michigan, 16 vs. Kansas and 14 vs. Minnesota. His 12-tackle performance vs. Miami (Ohio) featured two behind the line of scrimmage. In all he had six double-figure tackle games on the season, and blocked a field goal attempt against Central Michigan. **1995:** Gilliard started 10 games at free safety as a junior and earned his first of two straight first-team All-Mid American Conference selections. He led the team with 97 tackles (62 solo), including a sack (-2) among five total tackles for loss (-15), and added his lone career interception, five pass breakups and three forced fumbles. He twice posted his season high of 14 tackles, the first in the season opener against Miami (Ohio) when he added a forced fumble, and second against Ohio University. In the latter contest, Gilliard was a force all over the field, making three stops behind the line of scrimmage (-9), including a two-yard sack, and forcing a fumble late in the contest to preserve a 6-3 lead. He also came up big against Western Michigan, posting 11 tackles (6 solo), two deflected passes and his first career interception. He also had 12 tackles against Purdue before injuring his elbow, which forced him to miss the next contest. **1994:** Gilliard started all 11 games at free safety as a sophomore and earned second-team All-Mid American Conference honors as he finished second on the team with a career-best 126 tackles (75 solo). He also had five tackles for loss (-10), a forced fumble, six deflected passes and two blocked kicks. Gilliard came up big in the Cardinals' season-opener, registering 12 tackles (8 solo), including a sack (-1), blocked a field goal attempt that was returned by a teammate 47 yards for a touchdown and returned a kickoff 10 yards. He posted a season-high 18 tackles (11 solo) vs. Purdue and was in on 12 stops with two behind the line of scrimmage, including one that caused a fumble and deflected a pass in a 21-14 defeat of Ohio University. He also posted 13 stops and a pass breakup vs. Toledo, followed by a 13-tackle (9 solo) performance against Bowling Green that included two pass breakups. Gilliard had a fine all-around game against Akron, making 11 tackles, knocking down a pass and blocking an extra-point attempt. **1993:** Gilliard played in every game as a redshirt freshman, seeing time both at linebacker and free safety, and making three starts (vs. Syracuse, Cincinnati and Ohio Univ. For the season he made 35 tackles (17 solo) with two sacks and five tackles for loss (-31), to go along with a pass deflection and a forced fumble. He began his career with a 6-tackle effort vs. Syracuse and posted nine more with a pair of sacks (-20) in a 45-30 win over Illinois State. He came up with the first of his four kick blocks against Bowling Green, knocking down an extra-point attempt. **1992:** Redshirted as a freshman.

**HIGH SCHOOL:** Gilliard was a standout defensive back during his two-year career at North Central High School in Indianapolis, Ind., where he also handled the place-kicking duties under head coach George Pappas. He suffered a broken leg during his senior season and missed most of the year. He played as a sophomore at Danbury (Ct.) High School.

**PERSONAL:** Gilliard was a criminal justice major at Ball State and has one brother. Cory Rashad Gilliard was born October 10, 1974 in Bronx, N.Y.

#### GILLIARD'S COLLEGIATE TOTALS — Ball State

Year	G	S	UT	A	TT	S-Yds	Int	PD	FR	FC
1992										
1993	11	3	17	18	35	2-20	0	1	0	1
1994	11	11	75	51	126	0-0	0	6	0	1
1995	10	10	62	35	97	1-2	1	5	0	3
1996	11	11	63	49	112	0-0	0	4	0	1
<b>TOTAL</b>	<b>43</b>	<b>35</b>	<b>217</b>	<b>153</b>	<b>370</b>	<b>3-22</b>	<b>1</b>	<b>16</b>	<b>0</b>	<b>6</b>

**ADDITIONAL STATISTICS:** Gilliard returned one kickoff for 10 yards as a redshirt freshman in 1993. He returned his one interception ('95) for 10 yards. Gilliard blocked four kicks in his career: two extra-points ('93, '94) and two field goals ('94, '96).

## 1997 ROOKIE & FIRST-YEAR FREE AGENT BIOS



**JOE ABDULLAH (1)**  
Running Back • 6-0 • 220  
Born: Feb. 21, 1973

PACIFIC

41

**J**oe Abdullah returns to the Broncos after spending part of last season on the practice squad. He was in training camp with the Colts. Abdullah ran for over 1,500 yards at Pacific after beginning his college career at San Diego State where he backed up Indianapolis Colts Pro Bowler Marshall Faulk (1991-92). He was a biological sciences major at Pacific. Abdullah was a two-year starter at St. Mary's High School in Stockton, Calif., running for 1,623 yards and 19 touchdowns as a senior. He was the SJAA Running Back of the Year in 1990, once rushing for over 300 yards in a game. Abdullah also lettered in baseball, basketball and track. Joseph Sahir Abdullah was born February 21, 1973.



**CHRIS BANKS (1)**  
Guard • 6-1 • 286  
Born: April 4, 1973

KANSAS

**C**hris Banks returns to the Broncos in 1997 after spending the spring with Barcelona in the World League. A 1996 7th-round (226th overall) draft pick by the Broncos, Banks was cut at the end of training camp, put on injured reserve and then waived Sept. 6. He played in 33 games (16 starts) at Kansas where he earned first-team All-Big Eight and third-team All-America honors as a senior. Banks is a graduate of Lexington High School in Lexington, Mo., where he was all-state and all-conference on the offensive and defensive lines. A National Honor Society member, Banks was a sports management major at Kansas. He was born April 4, 1973 in Lexington, Mo.



**TOM BECK** NORTHERN COLORADO  
Quarterback • 6-1 • 188  
Born: May 5, 1974

5

**T**om Beck led Northern Colorado to the 1996 Div. II National Championship, completing his career with 4,251 yards on 306 of 587 passing (52.1), 35 touchdowns and 23 interceptions in 37 games (22 starts). He also rushed 188 times for 388 yards and seven touchdowns. Beck threw for 870 yards and rushed for 69 with three touchdowns in the postseason. Born May 5, 1974 in Castro Valley, Calif., he is a graduate of Grand Junction High School, which also produced Broncos quarterback Bill Musgrave. He was *Rocky Mountain News* second-team all-state in 1991 when he threw for 1,958 yards and 22 touchdowns. He also earned all-conference honors in basketball and baseball.



**DARRICK BRANCH (1)**  
Wide Receiver • 6-0 • 196  
Born: February 10, 1970

HAWAII

19

**D**arrick Branch is back with the Broncos after spending the first week of last season on the practice squad. He was in training camp with San Francisco (signed Nov. 14, 1995). Branch played two seasons (1993-94) with the Toronto Argonauts of the CFL, catching 10 passes

for 127 yards and one touchdown. He also returned 15 kicks for 305 yards and eight punts for 123 yards. He was selected in the eighth round (220th overall) by Tampa Bay in the 1993, but was released in training camp. He ranks fifth all-time at the Univ. of Hawaii with 84 receptions. Branch, a nephew of former Oakland Raiders great Cliff Branch, born Feb. 10, 1970, was an all-league selection at Carter High in Dallas, Texas.



**JEREMY BURKETT (1)** COLORADO STATE  
Tight End • 6-1 • 215  
Born: April 15, 1973 **26**

Denver native Jeremy Burkett returns home after spending the 1995 and '96 seasons on the Giants' practice squad. He was originally signed by the Giants April 28, 1995 as a rookie free agent and was waived Aug. 22. He was then re-signed Aug. 29 to the practice squad. Burkett spent the 1996 offseason playing for Barcelona of the World League. He was re-signed to the Giants' practice squad Aug. 27, 1996. Burkett totaled 40 receptions for 568 yards and four touchdowns during his college career as a wide receiver at Colorado State. He was a reserve tailback in 1991 before moving to wide receiver early in the 1992 season. Burkett lettered in football (three times), track (three times) and basketball (twice) at Green Mountain High School, where he was also an all-state selection in football. His father, Norm, was a two-year football letterwinner at Colorado State (1964-65). Burkett was born April 15, 1973 in Denver, Colo.



**JAMAL ELLIS (1)** DUKE  
Center • 5-11 • 190  
Born: June 21, 1972 **35**

Jamal Ellis is back with the Broncos after spending the 1995 season and two weeks (Nov. 13-27) of the '96 season on the practice squad. He played for Rhein of the World League in the spring of '96 and was in training camp with the Broncos before being cut. Ellis originally signed with Philadelphia as a rookie free agent in 1995 but was waived and signed to the Broncos' practice squad Aug. 29. He started 22 games and made 94 tackles with one interception in his career at Duke, where he majored in sociology. Ellis was all-district MVP and All-Dallas Metro as a senior at Lancaster High School in Dallas, Texas. He was born June 21, 1972 in Dallas.



**DAVID GAMBLE (1)** N. HAMPSHIRE  
Wide Receiver • 6-1 • 190  
Born: June 14, 1971 **82**

David Gamble was in training camp with the Broncos in 1996. He spent the 1995 season in the CFL with San Antonio, catching 17 passes for 381 yards (22.4 avg.). He also had nine special teams stops and returned three kickoffs (0 yds.), adding seven receptions for 82 yards and a score in two playoff games. Gamble was with Philadelphia in training camp in 1994 before being released. In 45 games at New Hampshire he caught 182 passes for 3,072 yards (16.9) and 26 touchdowns, including 67 for 1,138 yards (16.9) and 13 TDs as a senior. Gamble, whose hometown is San Antonio, Texas, was born June 14, 1971 in Albany, N.Y.



**JOHN JONES (1)** KANSAS  
Guard • 6-1 • 309  
Born: December 8, 1972

John Jones, who played in the spring of 1997 with the World League's Rhein Fire, was signed to the Broncos' practice squad last season (10/31/96) after spending parts of the last two seasons on the Cowboys' practice squad. He spent the '95 season on the practice squad after signing as a rookie free agent, was in camp in '96 and was again on the practice squad from Aug. 28-Sept. 12. Jones was an All-Big Eight guard at Kansas and started every game in both his sophomore and junior seasons, also serving as team co-captain as a junior. He was an all-conference, all-city and all-area as a senior at Kennedy High School in Los Angeles. Born Dec. 8, 1972, John and his wife Daphene have one son, John, Jr.



**K.C. JONES** MIAMI, FLA.  
Center • 6-1 • 260  
Born: March 28, 1974 **60**

K.C. Jones was a four-year starter at Miami, playing in 41 career games. He was All-Big East his last three years at UM, including 1995, when he missed a great deal of the season with a knee injury. Jones suffered torn ligaments in his knee in the fourth game of the season and missed the rest of the year. In his first year he earned freshman All-America honors from the *Poor Man's Guide to the NFL Draft*. A Texas native, Jones was an all-state selection at Robert E. Lee High School in Midland, Texas. He majored in physical therapy at Miami. Kirk Cameron Jones was born March 28, 1974. His mother, Nancy, resides in Denver.



**MATT LEPSIS** COLORADO  
Tackle • 6-4 • 285  
Born: January 13, 1974 **78**

Lepsis was signed as an offensive tackle after playing tight end at Colorado, where he appeared in 36 games (including bowl games) and started 16. He caught 45 passes for 519 yards and three touchdowns, including a two-yard TD reception in the 1996 Cotton Bowl. He was All-Big Eight second-team as a junior and lettered three times in track, twice earning All-America honors in the discus (best 196'0"). A history major, Matt and fellow free agent rookie K.C. Jones have been good friends for many years. Lepsis was All-Southwest, Class 3A Defensive Player of the Year and a two-time state discus champion at Frisco High School in Frisco, Texas. He had the second-best discus throw in the country in '92 (204'8"). A member of the National Honor Society, Lepsis was born January 13, 1974 in Conroe, Texas.



**CHAD MACKEY** LOUISIANA TECH  
Wide Receiver • 6-0 • 204  
Born: March 21, 1974 **17**

Chad Mackey signed with the Broncos as a rookie free agent after starting all 44 games in his career at Louisiana Tech, setting school records for receptions (262), yards (3,763) and touchdowns (22), while also rushing 18 times for 229 yards (12.7). As a senior he was first-team



All-America and All-Independent by the NFL Draft Report. He caught 15 passes for 177 yards in a game against Texas A&M, and in '95 he became the first player since '89 to catch 30 passes in a two-game period. A native of Longview, Texas, Mackey was all-state, All-East Texas and all-district as a senior at Spring Hill High School. He was also all-district in basketball. Mackey, born March 21, 1974, was a general studies major at Louisiana Tech.



**NATHAN MORREALE** **UTAH STATE**  
Punter/Kicker • 5-11 • 190  
Born: May 6, 1974 **15**

**N**athan Morreale comes to Denver as a rookie free agent from Utah State. He finished his career with 213 punts for 8,475 yards (39.8 avg.) and a long of 61 yards. In 1993 he also converted 33 of 34 extra-point attempts and 19 of 27 field goals for 90 points. Morreale was a preseason All-Big West pick by *The Sporting News*. He earned

all-county and all-league honors at University High School in Irvine, Calif. He was named Sea View League Special Teams Player of the Year in 1990 and '91, and holds the county record for longest punt with a 70-yard boot. Morreale also lettered in baseball and soccer. He was born May 6, 1974 in Worcester, Mass., and grew up in Irvine, Calif.



**LUTHER MORRIS (1)** **NORTHWESTERN**  
Tight End • 6-3 • 235  
Born: January 30, 1973 **46**

**L**uther Morris spent part of the 1996 season on the Chiefs' practice squad after being released by the 49ers in training camp. He had 66 receptions for 819 yards (12.4 avg.) and four touchdowns at Northwestern, including 24 for 269 yards and a touchdown in '93. He played in all 11 games as a freshman. Morris was a first-team All-Chicago

Catholic League selection as a senior at De La Salle Institute in Chicago, Ill. He earned three letters each in football and baseball, and two more in basketball. Morris was a organizational studies major at Northwestern. Luther Eugene Morris was born Jan. 30, 1973.



**DAVID RICHIE** **WASHINGTON**  
Defensive Tackle • 6-2 • 270  
Born: September 26, 1973 **79**

**D**avid Richie signed with the Broncos as a rookie free agent after playing in 43 games (28 starts) at the University of Washington where he totaled 117 tackles (72 solo), 28 tackles for loss and 13 sacks. He was a second-team All-Pac-10 selection by the NFL Draft Report as a senior. A native of Orange, Calif., Richie played at Kelso

High School in Kelso, Wash., where he was Southwest Washington Defensive Player of the Year his senior season, recording 112 tackles and also catching 14 passes as a tight end. He also lettered in baseball, track and finished third in the long jump at the state finals. Richie was a youth counseling major at UW. He was born Sept. 26, 1973 in Orange, Calif.



**DALTON SIMMONS** **COLORADO**  
Cornerback • 6-0 • 180  
Born: September 14, 1973 **36**

**D**alton Simmons played in 38 games for Colorado, registering 133 tackles (four for loss), two sacks, 15 pass breakups and two interceptions, as well as three special teams tackles. He is the fourth defensive back on the Broncos' roster from the state of Louisiana, joining Tory James,

Vance Joseph and Lionel Washington. Simmons was slowed in 1995 spring practice by a knee injury suffered in the Fiesta Bowl, but has fully recovered. A sociology major at CU, Simmons was an honor roll student at John Ehret High School in New Orleans, La. He was a first-team All-America selection by Blue Chip Report as a senior with a state-best 10 interceptions. He was both a high school and college (1992-94) teammate of Pittsburgh Steelers quarterback Kordell "Slash" Stewart. Dalton James Simmons was born Sept. 14, 1973 in New Orleans, La.



**KEN TALANOVA (1)** **ARIZONA STATE**  
Defensive Tackle • 6-4 • 267  
Born: December 14, 1972 **71**

**K**en Talanoa, who was in training camp with the Broncos in 1996, spent part of the 1995 season on injured reserve with the Washington Redskins. While at Arizona State, he played in nine games as a senior, starting eight at the right defensive tackle position. Talanoa recorded five

sacks and 22 tackles in 1994. He transferred to ASU in 1993 from El Camino Junior College, where he recorded 11 sacks and 54 tackles in 1992 and was a first-team All-America selection by J.C. Gridwire. Talanoa attended El Segundo High School in El Segundo, Calif., where he lettered in football, basketball and baseball. He was a captain in football and basketball. Talanoa was a sociology major at ASU. Ken's brother Scott is a professional baseball player in the Milwaukee Brewers organization. Ken was born Dec. 14, 1972 in El Segundo, Calif.



**ROBERT TURNER (1)** **WASHINGTON ST.**  
Safety • 6-2 • 206  
Born: September 5, 1970 **28**

**R**obert Turner is another Denver-San Francisco connection, having been in training camp with the 49ers in 1995. He also attended training camp in 1994 with the Sacramento Gold Miners of the Canadian Football League. Turner played two years at Washington State, primarily on

special teams and as a backup cornerback. He lettered both in 1992 and 1993 with the Cougars, registering nine tackles (eight solo) and three passes defended in 1993. He transferred to Washington State from Contra Costa Community College. Turner earned all-conference honors at McClymonds High School in Oakland, Calif. He was born Sept. 5, 1970 in Oakland.



**LARRY WALLACE (1)** SOUTHERN CALIF.  
**Wide Receiver • 6-1 • 185**  
**Born: September 9, 1970** **12**

Larry Wallace is a free agent who was in training camp with the Broncos in both 1995 and 1996, but was released Aug. 18, 1996. He was signed to the Broncos' practice squad Sept. 2 and remained there until being released Dec. 17. He was re-signed to the practice squad Dec. 24 and signed to the roster Jan. 7, 1997. Wallace spent the spring of 1995 in the World League with the London Monarchs, where he caught 38 passes for 403 yards (10.6 avg.) and two touchdowns. He played collegiately at Southern California from 1989-92, earning four letters. He finished his Trojan career with 39 receptions for 692 yards (17.7 avg.) and five touchdowns. A graduate of Lincoln High School in Stockton, Calif., he was named San Joaquin Athletic Association Back of the Year in 1987. He was a public administration major at Southern California. Wallace was born Sept. 9, 1970 in Stockton, Calif.



**SIR MAWN WILSON (1)** SYRACUSE  
**Wide Receiver • 6-2 • 210**  
**Born: June 4, 1973** **13**

Sir Mawn Wilson was in training camp in 1996 with Miami before being released Aug. 21. He played with the Arizona Rattlers of the Arena Football League in the spring of 1997. Wilson was a three-year starter at Syracuse, catching 43 passes for 656 yards (15.3) and a touchdown. He was originally recruited to play safety, seeing action in four games as a freshman, before moving to wideout. In eight games as a senior he caught 18 passes for 281 yards and a touchdown. Wilson was a sociology major. He attended Tampa Catholic High School where he was second-team all-state and all-conference, all-county and all-Bay Area as a senior. He also lettered in basketball and track, finishing second in the state finals in the triple joint. Wilson is a member of the UpBound McKnight Achievement & the Future Business Leaders of America Club. He enjoys reading and listening to music. Sir Mawn Jayson Wilson was born June 4, 1973, in Killeen, Texas.

## 1996 SEASON REVIEW



Running back Terrell Davis was named Associated Press NFL Offensive Player of the Year and Sports Illustrated NFL Player of the Year in 1996, as he led the AFC in rushing with a franchise-record 1,538 yards. A consensus All-Pro in just his second season, Davis also set club records for attempts (345), touchdowns (15 total) and total yards (1,848).



# 1996 FINAL STATISTICS (13-3)

Date	W/L	Score	Opponent	Attend.	RUSHING	No.	Yds.	Avg	Long	TD
Sept 1	W	31-6	New York Jets	70,595	Davis	345	1538	4.5	711	13
Sept 8	W	30-20	at Seattle	43,671	Hebron	49	262	5.3	47	0
Sept 15	W	27-23	Tampa Bay	71,535	Elway	50	249	5.0	22	4
Sept 22	L	14-17	at Kansas City	79,439	Craver	59	232	3.9	28	2
Sept 29	W	14-10	at Cincinnati	51,798	Lewis	4	39	9.8	18	0
Oct 6	W	28-17	San Diego	75,058	Miller	3	39	13.0	261	1
Oct 20	W	45-34	Baltimore	70,453	Rivers	2	6	3.0	3	0
Oct 27	W	34-7	Kansas City	75,662	R. Smith	1	1	1.0	1	0
Nov 4	W	22-21	at Oakland	61,179	Musgrave	12	-4	-0.3	6	0
Nov 10	W	17-12	Chicago	75,555	BRONCOS	525	2362	4.5	711	20
Nov 17	W	34-8	at New England	59,452	OPPONENTS	345	1331	3.9	56	5
Nov 24	W	21-17	at Minnesota	59,142						
Dec 1	W	34-7	Seattle	74,982	RECEIVING	No.	Yds.	Avg	Long	TD
Dec 8	L	6-41	at Green Bay	60,712	Sharpe	80	1062	13.3	51	10
Dec 15	W	24-19	Oakland	75,466	Miller	56	735	13.1	46	3
Dec 22	L	10-16	at San Diego	46,801	McCaffrey	48	553	11.5	391	7

Team Statistics	Den	Opp
TOTAL FIRST DOWNS	336	261
Rushing	134	67
Passing	180	165
Penalty	22	29
3rd Down: Made/Att	112/229	78/217
3rd Down Pct.	48.9	35.9
4th Down: Made/Att	6/11	7/16
4th Down Pct.	54.5	43.8
POSSESSION AVG.	33:17	26:43
TOTAL NET YARDS	5791	4470
Avg. Per Game	361.9	279.4
Total Plays	1092	951
Avg. Per Play	5.3	4.7
NET YARDS RUSHING	2362	1331
Avg. Per Game	147.6	83.2
Total Rushes	525	345
NET YARDS PASSING	3429	3139
Avg. Per Game	214.3	196.2
Sacked/Yards Lost	31/233	40/274
Gross Yards	3662	3413
Att./Completions	536/327	568/302
Completion Pct.	61.0	53.4
Had Intercepted	17	23
PUNTS/AVERAGE	65/41.8	83/46.1
NET PUNTING AVG.	65/36.2	83/37.4
PENALTIES/YARDS	109/949	119/834
FUMBLES/BALL LOST	27/15	26/9
TOUCHDOWNS	47	31
Rushing	20	5
Passing	26	22
Returns	1	4

INTERCEPTIONS	No.	Yds.	Avg	Long	TD
Braxton	9	128	14.2	691	1
Atwater	3	11	3.7	11	0
Romanowski	3	1	0.3	1	0
Crockett	2	34	17.0	34	0
Washington	2	17	8.5	23	0
James	2	15	7.5	15	0
Hilliard	1	27	27.0	27	0
Mobley	1	8	8.0	8	0
BRONCOS	23	241	10.5	691	1
OPPONENTS	17	171	10.1	34	0

PUNTING	No.	Yds.	Avg	Net TB	In20	Lg	B
Rouen	65	2714	41.8	36.2	5	16	57
BRONCOS	65	2714	41.8	36.2	5	16	57
OPPONENTS	83	3825	46.1	37.4	7	18	67

PUNT RETURNS	Ret	FC	Yds	Avg	Lg	TD
Kinchen	26	4	300	11.5	40	0
R. Smith	23	15	283	12.3	36	0
BRONCOS	49	19	583	11.9	40	0
OPPONENTS	23	22	261	11.3	881	1

KICKOFF RETURNS	No.	Yds.	Avg	Lg	TD
Hebron	45	1099	24.4	59	0
Chamberlain	3	49	16.3	21	0
Jeffers	1	18	18.0	18	0
R. Smith	1	29	29.0	29	0
BRONCOS	50	1195	23.9	59	0
OPPONENTS	76	1602	21.1	971	1

2pt. CONVERSIONS:	TEAM 0-1, OPPONENTS 2-6.
-------------------	--------------------------

SACKS:	A. Williams 13.0, Geathers 5.0, Tanuvasa 5.0, Crockett 4.0, Perry 3.5, Romanowski 3.0, Hasselbach 2.0, Lodish 1.5, Mobley 1.5, D. Williams 1.0, Robinson 0.5, BRONCOS 40.0, OPPONENTS 31.0.
--------	---

FIELD GOALS	1-19 20-29 30-39 40-49 50+
Elam	2/2 8/8 4/5 6/10 1/3
OPPONENTS	0/0 8/8 7/8 4/5 1/2

ELAM:	(28G) (18G, 28G, 33G) (45G, 20G) (52N, 34N) (1I) (34G) (40G, 47N, 29G) (36G, 43G, 28G) (24G) (52N, 28G, 47G) (42N) (44G, 18G) (40G, 39G) (38G, 40N) (51G, 45N).
OPPONENTS:	(1) (27G, 40G) (24G, 35G, 28G) (37G) (44G) (27G) (45G, 33G) (54N) (30N) (35G, 48G) (40N), (27G) (1) (33G, 22G) (28G, 35G) (50G, 21G, 22G).

PASSING	Att.	Comp.	Yds.	Cmp.%	Yd./Att.	TD	TD%	Int.	Int.%	LG	Sacked	Rating
Elway	466	287	3328	61.6	7.14	26	5.6	14	3.0	51	26/194	89.2
Musgrave	52	31	276	59.6	5.31	0	0.0	2	3.8	46	4/32	57.9
Lewis	17	9	58	52.9	3.41	0	0.0	1	5.9	11	1/7	35.9
Craver	1	0	0	0.0	0.00	0	0.0	0	0.0	0	0/0	39.6
BRONCOS	536	327	3662	61.0	6.83	26	4.9	17	3.2	51	31/233	84.3
OPPONENTS	566	302	3413	53.4	6.03	22	3.9	23	4.1	511	40/274	67.7

# 1996 FINAL DEFENSIVE STATISTICS

Official Coaches Statistics - (Tackles, Assists, Fumbles, Sacks, PD) - through sixteen games; All Other Statistics compiled from press box statistics

PLAYER	SOLO	ASSIST	TOTAL	SACKS/INT/		FR	FF	PD
				Yds.	Yds.			
Romanowski	94	34	128	3.0/10	3/1	3	0	12
Aldridge	74	47	121	0/0	0/0	0	1	6
Atwater	89	27	116	0/0	3/11	0	1	9
Braxton	78	24	102	0/0	9/128	1	3	19
Mobley	67	26	93	1.5/2	1/8	0	0	4
Crockett	56	12	68	4.0/29	2/34	0	3	15
Williams, A.	55	10	65	13.0/92	0/0	1	5	4
Washington	33	11	44	0/0	2/17	0	0	10
Perry	33	6	39	3.5/23	0/0	1	2	4
Hilliard	26	4	30	0/0	1/27	0	0	5
Lodish	19	11	30	1.5/8.5	0/0	0	0	0
Tanuvasa	15	9	24	5.0/39	0/0	1	0	1
Williams, D.	14	8	22	1.0/3	0/0	1	0	0
James	17	5	22	0/0	2/15	1	1	7
Geathers	13	5	18	5.0/34	0/0	0	0	0
Hasselbach	14	3	17	2.0/16	0/0	0	2	2
Hauck	10	6	16	0/0	0/0	0	0	0
Cadrez	7	8	15	0/0	0/0	0	0	0
Johnson	8	1	9	0/0	0/0	0	1	2
Burns	2	3	5	0/0	0/0	0	0	0
Jones, R.	2	1	3	0/0	0/0	0	0	1
Jones, E.	2	1	3	0/0	0/0	0	0	0
Robinson	1	1	2	0.5/2.5	0/0	0	0	0

NOTE: Special teams and miscellaneous tackles not included in above statistics.

**Blocked Field Goals or Punts** — None  
**Miscellaneous Tackles** — Nalen 3, Sharpe 2, Sherrard 2, Smith 2, Rivers 1, Schlereth 1, McCaffrey 1, Diaz-Infante 1, Hebron 1, Lewis 1.  
**Miscellaneous Recoveries** — Davis 2, Elway 2, Cadrez 1\*, Hilliard 1\*, Rivers 1\*, Robinson 1\*.  
**Miscellaneous Forced Fumbles** — R. Smith 1.  
**Defensive Touchdowns** — Braxton 1.  
**Two-Point Conversion Stops** — Braxton 2, James 1, Aldridge 1.  
*\*Cadrez's recovery came off a fumbled punt return by Kinchen.  
 \*Hilliard's recovery came off a fumbled punt return by Kinchen.  
 \*Rivers' recovery came off a fumbled kickoff return by Hebron.  
 \*Robinson's recovery came off a fumbled kickoff return by Chamberlain.*

# 1996 SPECIAL TEAMS STATISTICS

## FINAL REGULAR SEASON Based on unofficial press box statistics

PLAYER	SOLO	FORCED FUM.	FUM. RECOV.
1. Burns	16	0	0
2. Hauck	16	0	0
3. Johnson	14	0	0
Jones, R.	14	0	0
5. James	10	0	0
6. Hilliard	8	0	1
7. Crockett	5	0	0
Carwell	5	0	0
Cadrez	5	0	1
10. Smith, D.	3	0	0
Mobley	3	0	0
12. Hebron	2	0	0
Jones, E.	2	0	0
Robinson	2	0	1
15. Atwater	1	1	0
Rivers	1	0	1
Aldridge	1	0	0
Tanuvasa	1	0	0
Smith, R.	1	0	0
Hebron	0	0	1
Kinchen	0	0	1

## 1996 POSTSEASON STATISTICS (0-1)

Date	W/L	Score	Opponent	Attend.	RUSHING	No.	Yds.	Avg	Long	TD
Jan 4	L	27-30	Jacksonville	75,678	Davis	14	91	6.5	47	1
					Elway	5	30	6.0	19	0
					Hebron	2	5	2.5	4	1
					<b>BRONCOS</b>	<b>21</b>	<b>126</b>	<b>6.0</b>	<b>47</b>	<b>2</b>
					<b>OPPONENTS</b>	<b>36</b>	<b>203</b>	<b>5.6</b>	<b>29</b>	<b>1</b>

Team Statistics	Den	Opp	Team Statistics	Den	Opp
TOTAL FIRST DOWNS	21	22	TOTAL FIRST DOWNS	84	61
Rushing	7	9	Rushing	33	13
Passing	13	11	Passing	44	44
Penalty	1	2	Penalty	7	4
3rd Down: Made/Att	6/12	8/15	3rd Down: Made/Att	24/56	23/57
3rd Down Pct.	50.0	53.3	3rd Down Pct.	42.9	40.4
4th Down: Made/Att	1/1	0/0	4th Down: Made/Att	1/2	0/4
4th Down Pct.	100.0	0.0	4th Down Pct.	50.0	0.0
POSSESSION AVG.	27:36	32:24	POSSESSION AVG.	33:18	26:43
TOTAL NET YARDS	351	443	TOTAL NET YARDS	1312	1114
Avg. Per Game	351.0	443.0	Avg. Per Game	328.0	278.5
Total Plays	60	67	Total Plays	277	240
Avg. Per Play	5.9	6.6	Avg. Per Play	4.7	4.6
NET YARDS RUSHING	126	203	NET YARDS RUSHING	485	295
Avg. Per Game	126.0	203.0	Avg. Per Game	121.3	73.3
Total Rushes	21	36	Total Rushes	115	94
NET YARDS PASSING	225	240	NET YARDS PASSING	827	821
Avg. Per Game	225.0	240.0	Avg. Per Game	205.8	205.3
Sacked/Yards Lost	1/1	2/5	Sacked/Yards Lost	9/60	8/47
Gross Yards	226	245	Gross Yards	887	868
Att./Completions	38/25	29/18	Att./Completions	153/101	138/74
Completion Pct.	65.8	62.1	Completion Pct.	66.0	53.6
Had Intercepted	0	0	Had Intercepted	3	5
PUNTS/AVERAGE	5/42.6	3/39.7	PUNTS/AVERAGE	20/39.8	24/37.2
NET PUNTING AVG.	5/39.0	3/35.7	NET PUNTING AVG.	20/35.8	24/33.2
PENALTIES/YARDS	8/64	3/18	PENALTIES/YARDS	27/180	23/209
FUMBLES/BALL LOST	1/0	0/0	FUMBLES/BALL LOST	11/6	9/4
TOUCHDOWNS	4	3	TOUCHDOWNS	11	10
Rushing	2	1	Rushing	4	2
Passing	2	2	Passing	7	8
Returns	0	0	Returns	0	0

Score By Periods	1	2	3	4	OT	Total
BRONCOS	12	0	0	15	—	27
OPPONENTS	0	13	7	10	—	30

SCORING	TD	Ru	Pa	Rt	PAT	FG	2pt	TP
Davis	1	1	0	0	—	—	—	1
Hebron	1	1	0	0	—	—	—	0
McCaftrey	1	0	1	0	—	—	—	0
Sharpe	1	0	1	0	—	—	—	0
Elam	0	0	0	0	1/2	0/0	0	1
BRONCOS	4	2	2	0	1/2	0/0	1	27
OPPONENTS	3	1	2	0	3/3	3/3	0	30

FIELD GOALS	1-19	20-29	30-39	40-49	50+
Elam	0/0	0/0	0/0	0/0	0/0
OPPONENTS	0/0	1/1	0/0	2/2	0/0

ELAM: (1).  
OPPONENTS: (46G, 42G, 22G).

PASSING	Att.	Comp.	Yds.	Cmp.%	Yd./Att.	TD	TD%	Int.	Int.%	LG	Sacked	Rating
Elway	38	25	226	65.8	5.95	2	5.3	0	0.0	18t	1/1	99.2
BRONCOS	38	25	226	65.8	5.95	2	5.3	0	0.0	18t	1/1	99.2
OPPONENTS	29	18	245	62.1	8.45	2	6.9	0	0.0	44	2/5	112.0

## 1996 POSTSEASON DEFENSIVE STATISTICS

PLAYER	SOLO	ASSIST	TOTAL	SACKS/		FR	FF	PD
				Yds.	Int./			
Braxton	10	1	11	0/0	0/0	0	0	0
Mobley	6	2	8	0/0	0/0	0	0	1
Atwater	6	0	6	0/0	0/0	0	0	0
Aldridge	5	1	6	1.0/4	0/0	0	0	1
Perry	4	1	5	0/0	0/0	0	0	0
D. Williams	2	2	4	1.0/1	0/0	0	0	1
Crockett	2	0	2	0/0	0/0	0	0	1
Hauck	2	0	2	0/0	0/0	0	0	0
James	2	0	2	0/0	0/0	0	0	0
Lodish	2	0	2	0/0	0/0	0	0	0
Romanowski	2	0	2	0/0	0/0	0	0	0
Hasselbach	1	0	1	0/0	0/0	0	0	0
Hilliard	1	0	1	0/0	0/0	0	0	0
Tanuvasa	1	0	1	0/0	0/0	0	0	0
Williams, A.	1	0	1	0/0	0/0	0	0	2
Burns	0	0	0	0/0	0/0	0	0	0
Cadrez	0	0	0	0/0	0/0	0	0	0
Geathers	0	0	0	0/0	0/0	0	0	0
Washington	0	0	0	0/0	0/0	0	0	0

## 1996 PRESEASON STATISTICS (3-1)

Date	W/L	Score	Opponent	Attend.	RUSHING	No.	Yds.	Avg	Long	TD
Aug 3	W	20-17	at San Fran.	48,577	Davis	29	127	4.4	23	0
Aug 10	W	40-28	Carolina	70,549	Downs	34	113	3.3	18	0
Aug 17	W	20-3	at Dallas	56,115	Craver	14	90	6.4	39	2
Aug 23	L	24-31	Jacksonville	57,665	Rivers	22	82	3.7	22	1

Team Statistics	Den	Opp	Team Statistics	Den	Opp
TOTAL FIRST DOWNS	84	61	TOTAL FIRST DOWNS	84	61
Rushing	33	13	Rushing	33	13
Passing	44	44	Passing	44	44
Penalty	7	4	Penalty	7	4
3rd Down: Made/Att	24/56	23/57	3rd Down: Made/Att	24/56	23/57
3rd Down Pct.	42.9	40.4	3rd Down Pct.	42.9	40.4
4th Down: Made/Att	1/2	0/4	4th Down: Made/Att	1/2	0/4
4th Down Pct.	50.0	0.0	4th Down Pct.	50.0	0.0
POSSESSION AVG.	33:18	26:43	POSSESSION AVG.	33:18	26:43
TOTAL NET YARDS	1312	1114	TOTAL NET YARDS	1312	1114
Avg. Per Game	328.0	278.5	Avg. Per Game	328.0	278.5
Total Plays	277	240	Total Plays	277	240
Avg. Per Play	4.7	4.6	Avg. Per Play	4.7	4.6
NET YARDS RUSHING	485	295	NET YARDS RUSHING	485	295
Avg. Per Game	121.3	73.3	Avg. Per Game	121.3	73.3
Total Rushes	115	94	Total Rushes	115	94
NET YARDS PASSING	827	821	NET YARDS PASSING	827	821
Avg. Per Game	205.8	205.3	Avg. Per Game	205.8	205.3
Sacked/Yards Lost	9/60	8/47	Sacked/Yards Lost	9/60	8/47
Gross Yards	887	868	Gross Yards	887	868
Att./Completions	153/101	138/74	Att./Completions	153/101	138/74
Completion Pct.	66.0	53.6	Completion Pct.	66.0	53.6
Had Intercepted	3	5	Had Intercepted	3	5
PUNTS/AVERAGE	20/39.8	24/37.2	PUNTS/AVERAGE	20/39.8	24/37.2
NET PUNTING AVG.	20/35.8	24/33.2	NET PUNTING AVG.	20/35.8	24/33.2
PENALTIES/YARDS	27/180	23/209	PENALTIES/YARDS	27/180	23/209
FUMBLES/BALL LOST	11/6	9/4	FUMBLES/BALL LOST	11/6	9/4
TOUCHDOWNS	11	10	TOUCHDOWNS	11	10
Rushing	4	2	Rushing	4	2
Passing	7	8	Passing	7	8
Returns	0	0	Returns	0	0

RECEIVING	No.	Yds	Avg	Long	TD
Rivers	13	66	5.1	11	0
R. Smith	11	115	10.5	14	2
Carswell	10	89	8.9	17	0
Sherrard	8	72	9.0	16	1
Davis	8	57	7.1	17	0
Downs	8	35	4.4	8	0
McCaftrey	7	91	13.0	28t	1
Miller	7	69	9.9	17	0
Sharpe	7	67	9.6	13	2
D. Smith	6	33	5.5	11	0
Hargain	5	78	15.6	43	0
Craver	4	37	9.3	14	0
Jeffers	3	40	13.3	26t	1
Evans	3	33	11.0	17	0
Clark	1	5	5.0	5	0

BRONCOS	101	887	8.8	43	7
OPPONENTS	74	868	11.7	52	8

INTERCEPTIONS	No.	Yds	Avg	Long	TD
Crockett	2	35	17.5	36	0
Braxton	1	15	15.0	15	0
James	1	0	0.0	0	0
Mobley	1	0	0.0	0	0
BRONCOS	5	50	10.0	36	0
OPPONENTS	3	28	9.3	18	0

Score By Periods	1	2	3	4	OT	Total
BRONCOS	31	30	12	31	—	104
OPPONENTS	17	17	24	21	—	79

SCORING	TD	Ru	Pa	Rt	PAT	FG	2pt	TP
Elam	0	0	0	0	11/11	9/10	0	38
Craver	2	2	0	0	—	—	0	12
Sharpe	2	0	2	0	—	—	0	12
R. Smith	2	0	2	0	—	—	0	12
Elway	1	1	0	0	—	—	0	8
Jeffers	1	0	1	0	—	—	0	6
McCaftrey	1	0	1	0	—	—	0	6
Rivers	1	1	0	0	—	—	0	6
Sherrard	1	0	1	0	—	—	0	6
BRONCOS	11	4	7	0	11/11	9/10	0	104
OPPONENTS	10	2	8	0	10/10	3/3	0	79

PUNT RETURNS	Ret.	FC	Yds	Avg	LG	TD
R. Smith	6	3	43	7.2	18	0
J. Campbell	4	0	12	3.0	9	0
Johnson	0	1	0	—	—	0
BRONCOS	10	4	55	5.5	18	0
OPPONENTS	9	6	81	9.0	34	0

KICKOFF RETURNS	No.	Yds	Avg	LG	TD
Johnson	6	181	30.2	45	0
Pringle	5	99	19.8	24	0
Craver	2	62	31.0	41	0
J. Campbell	1	20	20.0	20	0
BRONCOS	14	362	25.9	46	0
OPPONENTS	20	444	22.2	45	0

ELAM: (46G, 36WR, 40G) (41G, 44G, 40G, 42G)  
(47G, 19G) (43G)  
OPPONENTS: (25G) (31G) (38G).

2pt. CONVERSIONS: TEAM 0-0. OPPONENTS 0-0.

SACKS: Hasselbach 4.0, E. Jones 1.0, Jackson 1.0, Perry 1.0, Tanuvasa 1.0. BRONCOS 8.0, OPPONENTS 9.0.

PASSING	Att.	Comp.	Yds.	Cmp.%	Yd./Att.	TD	TD%	Int.	Int.%	LG	Sacked	Rating
Musgrave	71	46	378	64.8	5.32	2	2.8	1	1.4	22	4/23	81.8
Lewis	42	28	251	66.7	5.98	2	4.8	1	2.4	43	4/30	88.5
Elway	40	27	258	67.5	6.45	3	7.5	1	2.5	28t	1/7	99.8
BRONCOS	153	101	887	66.0	5.80	7	4.6	3	2.0	43	9/60	88.3
OPPONENTS	138	74	868	53.6	6.29	8	5.8	5	3.6	52	8/47	77.2



## 1996 MISCELLANEOUS STATISTICS

## DRIVE ENGINEERING

Quarterback	Drives Started	Drives Ended By...												
	TD	FG	FGA	PNT	DWN	TRN	SAF	CLK	RPL	PTS	AVG	EFF		
John Elway	158	45	18	6	53	2	22	0	10	2	372	2.35	39.9%	
Bill Musgrave	28*	0	4	1	12	1	7	0	5	0	12	0.43	14.3%	
Jeff Lewis	3	0	0	0	0	1	1	0	1	0	0	0.00	0.0%	
DENVER.....	189	45	22	7	65	4	30	0	16	2	384	2.03	35.4%	
Opponents.....	189	28	20	4	83	9	31	0	14	0	255	1.35	25.4%	

(\*Musgrave replaced Elway on two drives; a second-quarter drive at New England and a fourth-quarter drive against Seattle. His totals will therefore add up to two more than his' drives started.)

## YARDS GAINED BY DOWN

Team	1st Down			2nd Down			3rd Down		
	Att	Yds.	Avg.	Att	Yds.	Avg.	Att	Yds.	Avg.
DENVER	476	2532	5.3	376	1885	5.0	229	1364	6.0
Opponents	409	2256	5.5	308	1163	3.8	217	982	4.5

Team	4th Down			Season		
	Att	Yds.	Avg.	Att	Yds.	Avg.
DENVER	11	10	0.9	1092	5791	5.3
Opponents	17	69	4.1	951	4470	4.7

## THIRD DOWN EFFICIENCY ANALYSIS

Team 3rd &:	1	2	3	4	5	6	7	8
DENVER	26-38	13-17	10-22	13-18	8-20	11-14	2-12	11-22
Opponents	13-22	8-12	6-17	10-20	8-19	5-14	8-16	4-17

Team 3rd &:	9	10	11+	Rush	Total
DENVER	3-12	7-19	8-35	49-82	112-229
Opponents	1-9	6-27	8-44	20-40	77-217

## TURNOVER EXCHANGE

DENVER'S 32 turnovers led to 81 Opponent points (8 TDs, 8 FG; 29.5% of Opponents' 275 total points).

OPPONENTS' 32 turnovers led to 105 Denver points (12 TDs, 7 FGs; 26.9% of Denver's 391 total points).

## AVERAGE STARTING FIELD POSITION

	Denver	Opponent
Drives Started	189	189
Cumulative Starting Yardlines	6,017	5,742
Average Field Position	D32	O30
Drives Started in Plus Territory	26	24
Resulting Scores (TD/FG)	17 (10/7)	16 (7/9)
Drives Started In20/At Own 20	31/28	41/23

## SCORING PERCENTAGE INSIDE-THE-20

	Denver	Opponent
Times Penetrated Opponent 20	56	47
Total Scores	48	37
Touchdowns	34	22
Field Goals	14	15
Turnovers	3	6
Ran Out Clock Not Trying To Score	1	1
Scores From Outside the 20	19	11
Scoring Percentage	60.7	48.9

## FIRST DOWNS EARNED

Player	Rush	Pass	Rec'd	Total
Elway	20	165	0	185
Davis	92	0	16	108
Sharpe	0	0	52	52
McCaffrey	0	0	32	32
Miller	1	0	30	31
Craver	9	0	13	22
Hebron	10	0	2	12
Musgrave	1	12	0	13
Sherrard	0	0	11	11
R. Smith	0	0	10	10
Chamberlain	0	0	9	9
Lewis	2	3	0	5
Carswell	0	0	4	4
Kinchen	0	0	1	1

\*one awarded to both the passer and receiver on a pass completion.

## GOAL LINE STANDS

Team	Opponent GTG Situations	Opp. Scores Total	TC	FG	Opponent GTG Plays	Defense Held	Stop Pct.
DENVER DEFENSE	17	14	10	4	46	36	78.8
Opponent Defense	30	26	22	4	75	50	66.7

## YARDS LOST DUE TO PENALTIES

	Denver	Opponent
*Times Penalized After Gain	20	19
Yards Lost Due To Penalties	282	152
Touchdowns Called Back	3	0
Field Goals Negated	0	2
First Downs Lost	15	10

\*when team is on offense only.

## KICKOFF ANALYSIS

Kicker	Total	No. Ret.	TB	EZ+	SQB	FC	OB	ONS
JASON ELAM	84	77	8	1	0	0	0	(0)
Opponents	66	50	14	2	0	0	2	(1)

Kicker	Opp. OSY	OSY Ret.	ASV Ret.	ASV Ret.
JASON ELAM	2118	1958	O25	O25
Opponents	1740	1380	D26	D28

(Key: OSY – Opponent Starting Yardlines; ASV – Average Starting Yardline; Ret. – Averages using returned kicks only. NOTE: Onside kicks are not included; Out-of-bounds kicks are.)

## 1996 DENVER BRONCO AND OPPONENT SINGLE-GAME HIGHS, INDIVIDUAL

## BRONCOS INDIVIDUAL

YARDS RUSHING	194	Terrell Davis vs. Baltimore, 10/20
RUSHING ATTEMPTS	32	Terrell Davis at New England, 11/17
RUSHING TOUCHDOWNS	2	Terrell Davis at Kansas City, 9/22
	2	Terrell Davis vs. Baltimore, 10/22
	2	Terrell Davis at New England, 11/17
YARDS PASSING (GROSS)	335	John Elway at Cincinnati, 9/29
PASS ATTEMPTS	41	John Elway vs. San Diego, 10/6
PASS COMPLETIONS	32	John Elway vs. San Diego, 10/6
TOUCHDOWN PASSES	4	John Elway vs. San Diego, 10/6
PASSES HAD INTERCEPTED	2	John Elway vs. N.Y. Jets, 9/1
	2	John Elway vs. Tampa Bay, 9/15
	2	John Elway at Kansas City, 9/22
RECEPTIONS	13	Shannon Sharpe vs. San Diego, 10/6
RECEIVING YARDS	161	Shannon Sharpe vs. Baltimore, 10/20
RECEIVING TOUCHDOWNS	3	Shannon Sharpe vs. San Diego, 10/6
	3	Ed McCaffrey vs. Baltimore, 10/20
TOTAL YARDS FROM SCRIMMAGE	213	Terrell Davis vs. Baltimore, 10/20
FIELD GOALS	3	Jason Elam vs. Seattle, 9/8
	3	Jason Elam at Oakland, 11/4
FIELD GOAL ATTEMPTS	3	Jason Elam vs. Seattle, 9/8
	3	Jason Elam at Oakland, 11/4
TACKLES	15	Steve Atwater at Minnesota, 11/24
INTERCEPTIONS	1	23 players
SACKS	2	Alfred Williams vs. Tampa Bay, 9/15
	2	Jumpy Geathers at Cincinnati, 9/29
	2	Alfred Williams vs. Baltimore, 10/20
	2	Alfred Williams at Minnesota, 11/24
LONGEST RUN FROM SCRIMMAGE	71	Terrell Davis at Kansas City, 9/22
LONGEST PASS COMPLETION	51	Shannon Sharpe vs. Chicago, 11/10
LONGEST INTERCEPTION RETURN	69	Tyrone Braxton vs. Tampa Bay, 9/15
LONGEST PUNT RETURN	40	Todd Kinchen at Kansas City, 9/22
LONGEST KICKOFF RETURN	59	Vaughn Hebron vs. Seattle, 12/1
LONGEST PUNT	57	Tom Rouen vs. Tampa Bay, 9/15
LONGEST FIELD GOAL	51	Jason Elam at San Diego, 12/22

## OPPONENTS INDIVIDUAL

YARDS RUSHING	114	Reggie Brooks, Tampa Bay, 9/15
RUSHING ATTEMPTS	23	Raymont Harris, Chicago, 11/10
RUSHING TOUCHDOWNS	1	Reggie Brooks, Tampa Bay, 9/15
	1	Marcus Allen, Kansas City, 9/22
	1	Jeff Blake, Cincinnati, 9/29
	1	Jeff Hostetler, Oakland, 11/4
	1	Curtis Martin, New England, 11/17
YARDS PASSING (GROSS)	338	Vinny Testaverde, Baltimore, 10/20
PASS ATTEMPTS	49	Steve Bono, Kansas City, 10/27
PASS COMPLETIONS	27	Vinny Testaverde, Baltimore, 10/20
TOUCHDOWN PASSES	4	Vinny Testaverde, Baltimore, 10/20
	4	Brett Favre, Green Bay, 12/8
PASSES HAD INTERCEPTED	3	Stan Humphries, San Diego, 12/22

RECEPTIONS	10	Terrell Fletcher, San Diego, 10/6
RECEIVING YARDS	175	Antonio Freeman, Green Bay, 12/8
RECEIVING TOUCHDOWNS	3	Antonio Freeman, Green Bay, 12/8
TOTAL YARDS FROM SCRIMMAGE	175	Antonio Freeman, Green Bay, 12/8
FIELD GOALS	3	Michael Husted, Tampa Bay, 9/15
	3	John Carney, San Diego, 12/22
	2	John Carney, San Diego, 11/19
TACKLES	19	Derrick Brooks, Tampa Bay, 9/15
INTERCEPTIONS	1	17 players
SACKS	4	Michael Sinclair, Seattle, 9/8
LONGEST RUN FROM SCRIMMAGE	56	Reggie Brooks, Tampa Bay, 9/15
LONGEST PASS COMPLETION	51	Antonio Freeman, Green Bay, 12/8
LONGEST INTERCEPTION RETURN	29	Rodney Harrison, San Diego, 10/6
LONGEST PUNT RETURN	88	Joey Galloway, Seattle, 9/8
LONGEST KICKOFF RETURN	97	Tamarick Vanover, Kansas City, 10/27
LONGEST PUNT	67	Lee Johnson, Cincinnati, 9/29
LONGEST FIELD GOAL	50	John Carney, San Diego, 12/22

## 1996 DENVER BRONCO AND OPPONENT SINGLE-GAME HIGHS & LOWS, TEAM

BRONCOS TEAM:		HIGHS	LOWS
TOTAL FIRST DOWNS	31	vs. Seattle, 12/1	9 at Green Bay, 12/8
TOTAL NET YARDS	548	vs. Baltimore, 10/20	176 at Green Bay, 12/8
TOTAL OFFENSIVE PLAYS	80	vs. Seattle, 12/1	51 at Green Bay, 12/8
NET YARDS RUSHING	222	vs. Baltimore, 10/20	66 at San Diego, 12/22
RUSHING ATTEMPTS	45	at New England, 11/17	21 at San Diego, 12/22
	45	vs. Seattle, 12/1	
NET YARDS PASSING	326	vs. Baltimore, 10/20	83 at Green Bay, 12/8
PASS ATTEMPTS	43	at San Diego, 12/22	24 at Green Bay, 12/8
PASS COMPLETIONS	32	vs. San Diego, 10/6	13 at Green Bay, 12/8
PASSES HAD INTERCEPTED	2	vs. N.Y. Jets, 9/1	0 at Seattle, 9/8
	2	vs. Tampa Bay, 9/15	0 vs. Chicago, 11/10
	2	at Kansas City, 9/22	0 at Green Bay, 12/8
	2	vs. Kansas City, 10/27	
	2	at San Diego, 12/22	
TIMES SACKED	5	at Seattle, 9/8	0 vs. Tampa Bay, 9/15
	5	at Cincinnati, 9/29	0 vs. Baltimore, 10/20
			0 vs. Kansas City, 10/27
PENALTIES	10	at Green Bay, 12/8	3 at Seattle, 9/8
	10	vs. Oakland, 12/15	
YARDS PENALIZED	101	vs. Oakland, 12/15	19 at Seattle, 9/8
FUMBLES	4	at Green Bay, 12/8	0 three times
FUMBLES LOST	3	at Green Bay, 12/8	0 seven times
INTERCEPTIONS MADE	3	vs. Oakland, 12/15	0 twice
SACKS MADE	9	vs. N.Y. Jets, 9/1	1 five times
FUMBLES FORCED	3	vs. N.Y. Jets, 9/1	0 seven times
	3	vs. Tampa Bay, 9/15	
FUMBLES RECOVERED	3	vs. N.Y. Jets, 9/1	0 eight times
TIME OF POSSESSION	41:24	vs. Seattle, 12/1	27:09 vs. Chicago, 11/10

OPPONENTS TEAM:		HIGHS	LOWS
TOTAL FIRST DOWNS	24	Chicago, 11/10	10 Seattle, 9/8
			10 Kansas City, 10/27
TOTAL NET YARDS	392	Baltimore, 10/20	188 N.Y. Jets, 9/1
TOTAL OFFENSIVE PLAYS	75	Chicago, 11/10	48 Seattle, 12/1
NET YARDS RUSHING	174	Chicago, 11/10	17 New England, 11/17
RUSHING ATTEMPTS	39	Chicago, 11/10	9 New England, 11/17
NET YARDS PASSING	317	Baltimore, 10/20	72 N.Y. Jets, 9/1
PASS ATTEMPTS	49	Kansas City, 10/27	25 N.Y. Jets, 9/1
PASS COMPLETIONS	27	Baltimore, 10/20	11 N.Y. Jets, 9/1
PASSES HAD INTERCEPTED	3	Oakland, 12/15	0 San Diego, 10/6
	3	San Diego, 12/22	
TIMES SACKED	9	N.Y. Jets, 9/1	1 five times
PENALTIES	20	Oakland, 12/15	2 Minnesota, 11/24
YARDS PENALIZED	157	Oakland, 12/15	15 N.Y. Jets, 9/1
FUMBLES	4	N.Y. Jets, 9/1	0 three times
	4	Seattle, 9/8	
FUMBLES LOST	3	N.Y. Jets, 9/1	0 nine times
INTERCEPTIONS MADE	2	four times	0 four times
SACKS MADE	5	Seattle, 9/8	0 three times
	5	Cincinnati, 9/29	
FUMBLES FORCED	3	Green Bay, 12/8	0 six times
FUMBLES RECOVERED	3	Green Bay, 12/8	0 seven times
TIME OF POSSESSION	32:51	Chicago, 11/10	18:36 Seattle, 12/1

## THE LAST TIME ... (1996 PERFORMANCES BOLDFACED)

<b>100 YARDS RUSHING:</b>	
Broncos:	<b>Terrell Davis, 26-106, 1 TD, vs. Seattle, 12/1/96</b>
Opponents:	<b>Raymont Harris, 23-112, 0 TD, Chicago, 11/10/96</b>
<b>200 YARDS RUSHING:</b>	
Broncos:	Has Never Happened
Opponents:	Has Never Happened
<b>TWO 100-YARD RUSHERS:</b>	
Broncos:	Otis Armstrong (116 yds.) and Norris Weese (120), at Chic., 12/8/76
Opponents:	Curt Warner (126 yds.) and John L. Williams (109), at Sea., 12/11/88
<b>TWO RUSHING TOUCHDOWNS:</b>	
Broncos:	<b>Terrell Davis, 32-154, 2 TD, at New England, 11/17/96</b>
Opponents:	Marion Butts, 10-36, 2 TD, at Houston, 11/26/95
<b>THREE RUSHING TOUCHDOWNS:</b>	
Broncos:	Gaston Green, 24-127, 3 TDs, vs. San Diego, 9/22/91
Opponents:	Chris Warren, 24-115, 3 TDs, at Seattle, 10/1/95
<b>FOUR RUSHING TOUCHDOWNS:</b>	
Broncos:	Has Never Happened
Opponents:	Curt Warner, 23-126, 4 TD, at Seattle, 12/11/88
<b>300 YARDS PASSING:</b>	
Broncos:	<b>John Elway, 27-36, 334 yards, 2 TD, at Minnesota, 11/24/96</b>
Opponents:	Vinny Testaverde, 27-45, 338 yards, 4 TD, vs. Balt., 10/20/96
<b>400 YARDS PASSING:</b>	
Broncos:	John Elway, 24-42, 432 yards, 1 TD, at Seattle, 12/20/85
Opponents:	Dave Kreig, 30-44, 406 yards, 3 TDs, vs. Seattle, 11/25/84
<b>THREE TOUCHDOWN PASSES:</b>	
Broncos:	<b>John Elway, 16-31, 286 yards, 3 TD, vs. Kansas City, 10/27/96</b>
Opponents:	Billy Joe Hobert, 11-19, 133 yards, 3 TD, at Oakland, 12/24/95
<b>FOUR TOUCHDOWN PASSES:</b>	
Broncos:	<b>John Elway, 32-41, 323 yards, 4 TD, vs. San Diego, 10/6/96</b>
Opponents:	<b>Brett Favre, 20-38, 280 yards, 4 TD, at Green Bay, 12/8/96</b>
<b>FIVE TOUCHDOWN PASSES:</b>	
Broncos:	John Elway, 16-19, 218 yards, 5 TD, vs. Minnesota, 11/18/84
Opponents:	John Hadl, 21-35, 325 yards, 5 TD, vs. San Diego, 12/1/68
<b>SIX TOUCHDOWN PASSES:</b>	
Broncos:	Has Never Happened
Opponents:	Len Dawson, 23-38, 435 yards, 6 TD, at Kansas City, 11/1/64
<b>100 YARDS RECEIVING:</b>	
Broncos:	<b>Shannon Sharpe, 9-161, 0 TD, vs. Baltimore, 10/20/96</b>
Opponents:	<b>Antonio Freeman, 9-175, 3 TD, at Green Bay, 12/8/96</b>
<b>200 YARDS RECEIVING:</b>	
Broncos:	Has Never Happened
Opponents:	Torrence Small, 6-200, 2 TD, vs. New Orleans, 12/24/94
<b>TWO RECEIVING TOUCHDOWNS:</b>	
Broncos:	<b>Shannon Sharpe, 6-99, 2 TD, vs. Kansas City, 10/27/96</b>
Opponents:	<b>Michael Jackson, 7-92, 2 TD, vs. Baltimore, 10/20/96</b>
<b>THREE RECEIVING TOUCHDOWNS</b>	
Broncos:	<b>Ed McCaffrey, 7-76, 3 TD, vs. Baltimore, 10/20/96</b>
Opponents:	<b>Antonio Freeman, 9-175, 3 TD, at Green Bay, 12/8/96</b>
<b>FOUR RECEIVING TOUCHDOWNS:</b>	
Broncos:	Has Never Happened
Opponents:	Lance Alworth, 9-171, 4 TD, vs. San Diego, 12/1/68
<b>TWO INTERCEPTIONS:</b>	
Broncos:	Rondell Jones, at New York Jets, 9/11/94
Opponents:	Dale Carter, vs. Kansas City, 10/22/95
<b>THREE INTERCEPTIONS:</b>	
Broncos:	Dennis Smith, vs. L.A. Raiders, 12/8/85
Opponents:	Mark Kelso, at Buffalo, 12/12/92
<b>FOUR INTERCEPTIONS:</b>	
Broncos:	Willie Brown, vs. New York Jets, 11/15/64
Opponents:	Has Never Happened
<b>TWO SACKS:</b>	
Broncos:	<b>Alfred Williams, at Minnesota, 11/24/96</b>
Opponents:	<b>Michael Sinclair (4), at Seattle, 9/8/96</b>
<b>THREE SACKS:</b>	
Broncos:	Karl Mecklenburg, at New York Jets, 10/28/86
Opponents:	<b>Michael Sinclair (4), at Seattle, 9/8/96</b>
<b>FOUR SACKS:</b>	
Broncos:	Simon Fletcher, at San Diego, 11/11/90
Opponents:	<b>Michael Sinclair, at Seattle, 9/8/96</b>
<b>TWO OPPONENT FUMBLE RECOVERIES:</b>	
by Broncos:	<b>Bill Romanowski, at Seattle, 9/8/96</b>
by Opponents:	Terry McDaniel, vs. Los Angeles Raiders, 9/18/94



**SHUTOUT ON ROAD:**

by Broncos: Denver 12, at Cleveland 0, 9/27/92  
by Opponents: at L.A. Raiders 24, Denver 0, 11/22/92

**SHUTOUT AT HOME:**

by Broncos: at Denver 27, Oakland 0, 10/16/95  
by Opponents: Has Never Happened

**OVERTIME WIN ON ROAD:**

by Broncos: Denver 20, at Kansas City 17, 12/4/94  
by Opponents: at New York Jets 25, Denver 22, 9/11/94  
Tie: Denver 17, at Green Bay 17, 9/20/87

**OVERTIME WIN AT HOME:**

by Broncos: at Denver 34, Seattle 31, 9/23/90  
by Opponents: Chicago 16, at Denver 13, 11/18/90  
Tie: at Denver 35, Pittsburgh 35, 9/22/74

**40 POINTS:**

Broncos: at Denver 45, Baltimore 34, 10/20/96  
Opponents: at Green Bay 41, Denver 6, 12/8/96

**TWO POINT CONVERSION:**

Broncos: John Elway run, at Oakland, 12/24/95  
Opponents: Drew Bledsoe to Keith Byars pass, at New England, 11/17/96

**THREE FIELD GOALS:**

Broncos: Jason Elam, at Oakland, 11/4/96  
Opponents: John Carner, at San Diego, 12/22/96

**FOUR FIELD GOALS:**

Broncos: Jason Elam (5), vs. Buffalo, 9/3/95  
Opponents: Jeff Jaeger (5), at Los Angeles Raiders, 12/11/94

**FIVE FIELD GOALS:**

Broncos: Jason Elam, vs. Buffalo, 9/3/95  
Opponents: Jeff Jaeger, at Los Angeles Raiders, 12/11/94

**SIX FIELD GOALS:**

Broncos: Has Never Happened  
Opponents: Gary Anderson, at Pittsburgh, 10/23/88

**PUNT RETURN FOR A TOUCHDOWN:**

Broncos: Kevin Clark, 71 yards, vs. San Diego, 12/27/87  
Opponents: Joey Galloway, 88 yards, at Seattle, 9/8/96

**KICKOFF RETURN FOR A TOUCHDOWN:**

Broncos: Randy Montgomery, 94 yards, at San Diego, 9/24/72  
Opponents: Tamarick Vanover, 97 yards, vs. Kansas City, 10/27/96

**INTERCEPTION RETURN FOR A TOUCHDOWN:**

Broncos: Tyrone Braxton, 69 yards, vs. Tampa Bay, 9/15/96  
Opponents: Terry McDaniel, 15 yards, vs. L.A. Raiders, 9/18/94

**FUMBLE RETURN FOR TOUCHDOWN:**

Broncos: Ray Crockett, 50 yards, at Kansas City, 12/17/95  
Opponents: Lance Johnston, 1 yard, vs. Oakland, 12/15/96

**BLOCKED PUNT:**

Broncos: Reggie Rivers, vs. Kansas City, 12/12/93  
Opponents: Mike Dumas, vs. Jacksonville, 12/3/95

**BLOCKED PUNT RETURN FOR A TOUCHDOWN:**

Broncos: Rob Naimo, 22 yards, vs. New England, 11/11/79  
Opponents: Jimmy Smith, in end zone, vs. Jacksonville, 12/3/95

**BLOCKED FIELD GOAL:**

Broncos: Shane Dronett, at Kansas City, 12/17/95  
Opponents: Lester Archambeau, vs. Atlanta, 11/20/94

**BLOCKED FIELD GOAL RETURN FOR TOUCHDOWN:**

Broncos: Louis Wright, 60 yards, vs. San Diego, 11/17/85  
Opponents: Cornelius Bennett, 80 yards, at Buffalo, 9/30/90

**MISSSED POINT-AFTER-TOUCHDOWN ATTEMPT:**

Broncos: Jason Elam, vs. Minnesota (blocked by Tim Irwin), 11/14/93  
Opponents: Jeff Jaeger, vs. L.A. Raiders (blocked by Wymon Henderson), 12/2/90

**SAFETY:**

Broncos: Reggie Rivers blocked Brian Hansen punt through end zone, at Cleveland, 11/7/93  
Opponents: Rod Stephens sacked John Elway in end zone, at Seattle, 11/28/93

**THE LAST TIME ... (POSTSEASON)**  
**(1996 PERFORMANCES BOLDFACED)**  
*(SUPER BOWL PERFORMANCED IN ITALICS)*

**100 YARDS RUSHING:**

Broncos: Sammy Winder, 19-102 vs. New England, 1/4/87  
Opponents: Natrone Means, 21-140, 1TD, vs. Jacksonville, 1/4/97

**200 YARDS RUSHING:**

Broncos: Has Never Happened  
Opponents: Tim Smith, 23-204, 2TD, vs. Washington, 1/31/88

**TWO RUSHING TOUCHDOWNS:**

Broncos: Greg Lewis, 3-2, 2TD, vs. Houston, 1/4/92  
Opponents: Napoleon McCallum, 13-81, 3TD, at L.A. Raiders, 1/9/94

**THREE RUSHING TOUCHDOWNS:**

Broncos: Has Never Happened  
Opponents: Napoleon McCallum, 13-81, 3TD, at L.A. Raiders, 1/9/94

**300 YARDS PASSING:**

Broncos: John Elway, at L.A. Raiders, 29-47, 302 yards, 3TD, 1INT, 1/9/94  
Opponents: Warren Moon, vs. Houston, 27-36, 325 yards, 3TD, 1INT, 1/4/92

**400 YARDS PASSING:**

Broncos: Has Never Happened  
Opponents: Has Never Happened

**THREE TOUCHDOWN PASSES:**

Broncos: John Elway, at L.A. Raiders, 29-47, 302 yards, 3TD, 1INT, 1/9/94  
Opponents: Jeff Hostetler, at L.A. Raiders, 13-19, 294 yards, 3TD, 1/9/94

**FOUR TOUCHDOWN PASSES:**

Broncos: Has Never Happened  
Opponents: Joe Montana, vs. San Francisco, 22-29, 297 yards, 5TD, 1/28/90

**100 YARDS RECEIVING:**

Broncos: Shannon Sharpe, at L.A. Raiders, 13-156, 1TD, 1/9/94  
Opponents: James Jett, at L.A. Raiders, 3-111, 1TD, 1/9/94

**200 YARDS RECEIVING:**

Broncos: Has Never Happened  
Opponents: Has Never Happened

**TWO RECEIVING TOUCHDOWNS:**

Broncos: Clarence Kay, 4-105, 2TD, vs. Houston, 1/10/88  
Opponents: Jerry Rice, 7-148, 3TD, vs. San Francisco, 1/28/90

**THREE RECEIVING TOUCHDOWNS:**

Broncos: Has Never Happened  
Opponents: Jerry Rice, 7-148, 3TD, vs. San Francisco, 1/28/90

**THREE FIELD GOALS:**

Broncos: David Treadwell, vs. Cleveland, 1/14/90  
Opponents: Mike Hollis, vs. Jacksonville, 1/4/97

**FOUR FIELD GOALS:**

Broncos: Has Never Happened  
Opponents: Has Never Happened

**SHUTOUT ON ROAD:**

by Broncos: Has Never Happened  
by Opponents: Has Never Happened

**SHUTOUT AT HOME:**

by Broncos: Has Never Happened  
by Opponents: Has Never Happened

**OVERTIME WIN:**

Broncos: Denver 23, at Cleveland 20, 1/11/87  
Opponents: Has Never Happened

**40 POINTS:**

Broncos: Has Never Happened  
Opponents: vs. San Francisco 55, Denver 10, 1/28/90

**PUNT RETURN FOR A TOUCHDOWN:**

Broncos: Has Never Happened  
Opponents: Has Never Happened

**KICKOFF RETURN FOR A TOUCHDOWN:**

Broncos: Has Never Happened  
Opponents: Has Never Happened

**INTERCEPTION RETURN FOR A TOUCHDOWN:**

Broncos: Has Never Happened  
Opponents: Carlton Bailey, 11 yards, at Buffalo, 1/12/92

**FUMBLE RETURN FOR A TOUCHDOWN:**

Broncos: Has Never Happened  
Opponents: Has Never Happened

**BLOCKED EXTRA POINT:**

Broncos: Has Never Happened  
Opponents: Clyde Simmons (Jason Elam kick), vs. Jacksonville, 1/4/97

**BLOCKED PUNT:**

Broncos: Has Never Happened  
Opponents: Has Never Happened

**BLOCKED PUNT RETURN FOR A TOUCHDOWN:**

Broncos: Has Never Happened  
Opponents: Has Never Happened

**BLOCKED FIELD GOAL:**

Broncos: Has Never Happened  
Opponents: Has Never Happened

**BLOCKED FIELD GOAL RETURN FOR A TOUCHDOWN:**

Broncos: Has Never Happened  
Opponents: Has Never Happened

**SAFETY:**

Broncos: Tony Eason sacked in the endzone by Rulon Jones, vs. New England, 1/4/87  
Opponents: Mike Horan runs out of endzone, vs. Cleveland, 1/17/88

OFFENSE

OFFENSE	WR	LT	LG	C	RG	RT	TE	WR	QB	RB	FB	Other
vs. N.Y. Jets	Miller	Zimmerman	Schlereth	Nalen	Habib	Thompson	Sharpe	McCaftrey	Elway	Davis	Craver	
at Seattle	Miller	Zimmerman	Schlereth	Nalen	Habib	Thompson	Sharpe	McCaftrey	Elway	Davis	Craver	
vs. Tampa Bay	Miller	Zimmerman	Schlereth	Nalen	Habib	Thompson	Sharpe	McCaftrey	Elway	Davis	Craver	
at Kansas City	Miller	Zimmerman	Schlereth	Nalen	Habib	Thompson	Sharpe	McCaftrey	Elway	Davis	Craver	
at Cincinnati	Miller	Zimmerman	Schlereth	Nalen	Habib	Thompson	Sharpe	McCaftrey	Elway	Davis	Craver	
vs. San Diego	Miller	Zimmerman	Schlereth	Nalen	Habib	Thompson	Sharpe	McCaftrey	Elway	Davis	Craver	Carswell (TE)
vs. Baltimore	Miller	Zimmerman	Schlereth	Nalen	Habib	Thompson	Sharpe	McCaftrey	Elway	Davis	Craver	
vs. Kansas City	Miller	Zimmerman	Schlereth	Nalen	Habib	Thompson	Sharpe	McCaftrey	Elway	Davis	Craver	
at Oakland	Miller	Zimmerman	Schlereth	Nalen	Habib	Thompson	Sharpe	McCaftrey	Elway	Davis	Craver	
at New England	Miller	Zimmerman	Schlereth	Nalen	Habib	Thompson	Sharpe	McCaftrey	Elway	Davis	Craver	
at Minnesota	Miller	Zimmerman	Schlereth	Nalen	Habib	Thompson	Sharpe	McCaftrey	Elway	Davis	Craver	
vs. Seattle	Miller	Zimmerman	Schlereth	Nalen	Habib	Thompson	Sharpe	McCaftrey	Elway	Davis	Craver	
at Green Bay	Miller	Brown	Schlereth	Nalen	Habib	Thompson	Sharpe	McCaftrey	Musgrave	Davis	Craver	
vs. Oakland	Miller	Brown	Schlereth	Nalen	Habib	Thompson	Sharpe	McCaftrey	Elway	Davis	Craver	
at San Diego	Miller	Zimmerman	Schlereth	Nalen	Habib	Thompson	Carswell	McCaftrey	Elway	Davis	Craver	
vs. Jacksonville*	Miller	Zimmerman	Schlereth	Nalen	Habib	Thompson	Sharpe	McCaftrey	Elway	Davis	Craver	

\*AFC Divisional Playoff

DEFENSE

DEFENSE	LE	LT	RT	RE	WLB	MLB	SLB	LCB	RCB	SS	FS
vs. N.Y. Jets	D. Williams	Lodish	Perry	A. Williams	Mobley	Aldridge	Romanowski	Crockett	Washington	Braxton	Atwater
at Seattle	D. Williams	Lodish	Perry	A. Williams	Mobley	Aldridge	Romanowski	Crockett	Washington	Braxton	Atwater
vs. Tampa Bay	D. Williams	Lodish	Perry	A. Williams	Mobley	Aldridge	Romanowski	Crockett	Washington	Braxton	Atwater
at Kansas City	A. Williams	Lodish	Perry	D. Williams	Mobley	Aldridge	Romanowski	Crockett	Washington	Braxton	Atwater
at Cincinnati	D. Williams	Lodish	Perry	A. Williams	Mobley	Aldridge	Romanowski	Crockett	Washington	Braxton	Atwater
vs. San Diego	D. Williams	Lodish	Perry	A. Williams	Mobley	Aldridge	Romanowski	Crockett	Washington	Braxton	Atwater
vs. Baltimore	D. Williams	Lodish	Perry	A. Williams	Mobley	Aldridge	Romanowski	Crockett	Washington	Braxton	Atwater
vs. Kansas City	D. Williams	Lodish	Perry	A. Williams	Mobley	Aldridge	Romanowski	Crockett	Washington	Braxton	Atwater
at Oakland	D. Williams	Lodish	Perry	A. Williams	Mobley	Aldridge	Romanowski	Crockett	Hilliard	Braxton	Atwater
vs. Chicago	D. Williams	Lodish	Perry	A. Williams	Mobley	Aldridge	Romanowski	Crockett	Hilliard	Braxton	Atwater
at New England	D. Williams	Lodish	Perry	A. Williams	Mobley	Aldridge	Romanowski	Crockett	James	Braxton	Atwater
at Minnesota	D. Williams	Lodish	Perry	A. Williams	Mobley	Aldridge	Romanowski	Crockett	James	Braxton	Atwater
vs. Seattle	D. Williams	Lodish	Perry	A. Williams	Mobley	Aldridge	Romanowski	Crockett	Washington	Braxton	Atwater
at Green Bay	Hasselbach	Lodish	Perry	A. Williams	Mobley	Aldridge	Romanowski	Crockett	Washington	Braxton	Atwater
vs. Oakland	D. Williams	Lodish	Perry	A. Williams	Mobley	Aldridge	Romanowski	Crockett	Washington	Braxton	Atwater
at San Diego	D. Williams	Lodish	Tanuvasa	A. Williams	Mobley	Aldridge	Romanowski	Hilliard	Washington	Braxton	Atwater
vs. Jacksonville*	D. Williams	Lodish	Perry	A. Williams	Mobley	Aldridge	Romanowski	Crockett	Washington	Braxton	Atwater

\*AFC Divisional Playoff



## 1996 GAME-BY-GAME OFFENSE

	N.Y. Jets		at Seattle		Tampa Bay		at Kansas City		at Cincinnati		San Diego		Baltimore		Kansas City		at Oakland		Chicago		at New England		at Minnesota		Seattle		at Green Bay		Oakland		at San Diego	
FIRST DOWNS																																
Rushing	21	22	20	17	22	23	26	26	18	17	26	22	31	9	23	13	10	10	10	10	10	10	10	10	10	10	10	10	10	10	10	
Passing	9	11	13	8	4	7	11	12	8	6	12	6	11	3	8	5	11	11	11	11	11	11	11	11	11	11	11	11	11	11	11	
Penalty	11	11	6	8	16	15	15	13	9	9	12	14	16	6	12	7	11	11	11	11	11	11	11	11	11	11	11	11	11	11	11	
Turnovers	1	0	1	1	2	1	0	1	1	2	2	2	4	0	3	1	1	1	1	1	1	1	1	1	1	1	1	1	1	1	1	
THIRD DOWNS																																
Attempts	14	15	17	15	16	13	15	12	15	13	14	12	15	13	14	10	14	14	12	15	13	14	12	15	13	14	10	14	13	14	10	
Converted	5	6	11	7	10	7	9	5	7	5	8	5	8	6	6	7	11	11	11	11	11	11	11	11	11	11	11	11	11	11	11	
Efficiency	36%	40%	65%	47%	63%	54%	60%	42%	47%	38%	25%	42%	53%	46%	43%	44%	78%	78%	78%	78%	78%	78%	78%	78%	78%	78%	78%	78%	78%	78%	78%	
FOURTH DOWNS																																
Attempts	0	1	0	0	0	1	3	0	0	1	0	2	1	0	1	1	0	0	1	0	2	1	0	2	1	0	1	0	1	1	1	
Converted	0	1	0	0	0	0	2	0	0	1	0	1	0	0	1	0	0	0	1	0	0	1	0	0	1	0	0	1	0	1	0	
Efficiency	0%	100%	0%	0%	0%	0%	67%	0%	0%	100%	0%	50%	0%	0%	100%	0%	0%	0%	100%	0%	50%	0%	0%	0%	100%	0%	0%	100%	0%	0%	100%	0%
TOTAL OFFENSE																																
Net Yards	367	374	374	299	402	406	548	499	312	284	422	388	441	176	285	214	374	374	374	374	374	374	374	374	374	374	374	374	374	374	374	
Plays	73	73	73	59	70	68	73	75	66	59	73	62	80	51	70	67	73	73	73	73	73	73	73	73	73	73	73	73	73	73	73	
Avg./play	5.0	5.1	5.1	5.1	5.7	6.0	7.5	6.7	4.7	4.8	5.8	6.3	5.5	3.5	4.1	3.2	5.1	5.1	5.1	5.1	5.1	5.1	5.1	5.1	5.1	5.1	5.1	5.1	5.1	5.1	5.1	
RUSHING																																
Net Yards	200	180	194	161	114	94	222	213	152	92	198	79	205	93	99	66	200	180	194	161	114	94	222	213	152	92	198	79	205	93	99	66
Attempts	37	40	38	27	27	26	34	43	31	26	45	23	45	24	21	21	37	40	38	27	27	26	34	43	31	26	45	23	45	24	21	
Avg./rush	5.4	4.5	5.0	6.0	4.2	3.6	6.5	5.0	4.9	3.5	4.4	3.4	4.6	3.9	2.7	3.1	5.4	4.5	5.0	6.0	4.2	3.6	6.5	5.0	4.9	3.5	4.4	3.4	4.6	3.9	2.7	
PASSING																																
Net Yards	167	194	180	138	288	312	326	286	160	192	224	309	236	83	186	148	167	194	180	138	288	312	326	286	160	192	224	309	236	83	186	
Sacks	2	6	0	2	5	1	0	0	2	1	1	3	1	3	2	3	2	6	0	2	5	1	0	0	2	1	1	3	1	3	2	
Yds. Lost	15	15	0	18	47	11	0	0	22	6	6	25	4	23	20	20	15	15	0	18	47	11	0	0	22	6	6	25	4	23	20	
Gross Yds.	183	209	180	156	335	323	326	286	182	198	230	334	240	106	206	168	183	209	180	156	335	323	326	286	182	198	230	334	240	106	206	
Attempts	34	28	34	30	38	41	39	32	33	32	27	36	34	24	31	43	34	28	34	30	38	41	39	32	33	32	27	36	34	24	31	
Compl.	16	18	25	14	23	32	25	16	16	19	16	27	23	13	19	25	16	18	25	14	23	32	25	16	16	19	16	27	23	13	19	
Pct.	47%	64%	74%	47%	61%	78%	64%	50%	48%	59%	59%	75%	68%	54%	61%	58%	47%	64%	74%	47%	61%	78%	64%	50%	48%	59%	59%	75%	68%	54%	61%	
Int.	2	0	2	2	1	1	2	1	0	1	1	1	0	0	1	2	2	0	2	2	1	1	2	1	0	1	1	1	0	1	2	
PENALTIES																																
Number	7	3	8	7	6	8	4	7	5	8	5	5	7	10	10	8	7	3	8	7	6	8	4	7	5	8	5	5	7	10	10	
Yds. Lost	39	19	98	35	52	84	35	60	50	71	52	50	52	65	101	86	39	19	98	35	52	84	35	60	50	71	52	50	52	65	101	
PUNTS																																
No.	7	5	3	4	5	5	2	3	4	5	3	4	2	5	3	5	7	5	3	4	5	5	2	3	4	5	3	4	2	5	3	
Yards	315	176	146	179	217	205	91	120	176	211	134	159	76	174	128	207	315	176	146	179	217	205	91	120	176	211	134	159	76	174	128	
Avg.	45.0	35.2	48.7	44.8	43.4	41.0	45.5	40.0	44.0	42.2	44.7	39.8	38.0	34.8	42.7	41.4	45.0	35.2	48.7	44.8	43.4	41.0	45.5	40.0	44.0	42.2	44.7	39.8	38.0	34.8	42.7	
Net Avg.	40.6	17.6	48.0	38.3	41.6	40.6	34.0	40.0	41.6	33.0	38.0	39.8	38.0	30.0	36.3	37.2	40.6	17.6	48.0	38.3	41.6	40.6	34.0	40.0	41.6	33.0	38.0	39.8	38.0	30.0	36.3	
PUNT RETURNS																																
No.	6	3	4	4	2	5	2	7	2	1	3	0	4	1	2	3	6	3	4	4	2	5	2	7	2	1	3	0	4	1	2	
Yards	70	40	6	74	18	73	19	99	0	25	45	0	58	8	11	39	70	40	6	74	18	73	19	99	0	25	45	0	58	8	11	
Avg.	11.7	13.3	1.5	18.5	9.0	14.6	9.5	14.1	0.0	25.0	15.0	0.0	14.5	6.0	5.5	13.0	11.7	13.3	1.5	18.5	9.0	14.6	9.5	14.1	0.0	25.0	15.0	0.0	14.5	6.0	5.5	
KICKOFF RETURNS																																
No.	1	4	3	4	1	2	7	2	3	1	2	4	2	8	2	4	1	4	3	4	1	2	7	2	3	1	2	4	2	8	2	
Yards	12	84	76	111	27	65	154	48	60	21	42	91	100	153	46	105	12	84	76	111	27	65	154	48	60	21	42	91	100	153	46	
Avg.	12.0	21.0	25.3	27.8	27.0	32.5	22.0	24.0	20.0	21.0	21.0	22.8	50.0	18.1	23.0	26.3	12.0	21.0	25.3	27.8	27.0	32.5	22.0	24.0	20.0	21.0	21.0	22.8	50.0	18.1	23.0	
MISCELLANEOUS RETURNS																																
No.	0	0	0	0	0	0	0	0	0	1	0	0	1	0	0	0	0	0	0	0	0	0	0	0	0	1	0	0	0	0	0	
Yards	0	0	0	0	0	0	0	0	0	0	0	0	15	0	0	0	0	0	0	0	0	0	0	0	0	0	0	0	0	0	0	
Avg.	0.0	0.0	0.0	0.0	0.0	0.0	0.0	0.0	0.0	0.0	0.0	0.0	15.0	0.0	0.0	0.0	0.0	0.0	0.0	0.0	0.0	0.0	0.0	0.0	0.0	0.0	0.0	0.0	0.0	0.0	0.0	
INTERCEPTION RETURNS																																
No.	1	1	1	1	1	0	1	2	0	2	1	2	2	2	3	3	1	1	1	1	1	1	0	1	2	0	2	1	2	2	2	3
Yards	-6	1	69	0	0	0	12	0	0	27	11	29	12	14	34	38	-6	1	69	0	0	0	12	0	0	27	11	29	12	14	34	
Avg.	-6.0	1.0	69.0	0.0	0.0	0.0	12.0	0.0	0.0	27.0	11.0	14.5	6.0	7.0	11.3	12.7	-6.0	1.0	69.0	0.0	0.0	0.0	12.0	0.0	0.0	27.0	11.0	14.5	6.0	7.0	11.3	
FUMBLES																																
No.	2	2	3	0	2	1	2	2	0	0	2	3	0	4	2	2	2	2	3	0	2	1	2	2	0	0	2	3	0	4	2	
Lost	1	1	1	0	2	0	0	1	0	1	0	0	0	3	2	2	1	1	1	1	0	2	0	0	0	0	0	2	0	3	2	
SCORING																																
Total TDs	4	3	3	2	2	4	6	4	2	2	4	3	4	0	3	1	4	3	3	2	2	4	6	4	2	2	4	3	4	0	3	
Run	2	1	1	2	0	0	3	1	0	1	3	1	2	0	2	1	2	1	1	2	0	0	3	1	0	1	3	1	2	0	2	
Pass	2	2	1	0	2	4	3	3	2	1	1	2	2	0	1	0	2	2	1	0	2	4	3	3	2	1	1	2	2	0	1	
Returns	0	0	1	0	0	0	0	0	0	0	0	0	0	0	0	0	0	0	1	0	0	0	0	0	0	0	0	0	0	0	0	
PATs/Blocked	4/4	3/3	3/3	2/2	2/2	4/4	6/6	4/4	2/2	2/2	4/4	3/3	4/4	0/0	3/3	1/1	4/4	3/3	3/3	2/2	2/2	4/4	6/6	4/4	2/2	2/2	4/4	3/3	4/4	0/0	3/3	
PATs/Runned	0/0	0/0	0/0	0/0	0/0	0/0	0/0	0/0	0/0	0/0	0/0	0/0	0/0	0/0	0/0	0/0	0/0	0/0	0/0	0/0	0/0	0/0	0/0	0/0	0/0	0/0	0/0	0/0	0/0	0/0	0/0	
PATs/Passed	0/0	0/0	0/0	0/0	0/0	0/0	0/0	0/0	0/1	0/0	0/0	0/0	0/0	0/0	0/0	0/0	0/0	0/0	0/0	0/0	0/0	0/0	0/0	0/0	0/1	0/0	0/0	0/0	0/0	0/0	0/0	
FGs	1/1	3/3	2/2	0/2	0/0	0/0	0/0	0/3	0/3	1/1	2/3	0/1	2/2	2/2	1/2	1/2	1/1	3/3	2/2	0/2	0/0	0/0	0/0	0/3	0/3	1/1	2/3	0/1	2/2	2/2	1/2	
Safety	0	0	0	0	0	0	0	0	0	0	0	0	0	0	0	0																

## 1996 GAME-BY-GAME DEFENSE

	N.Y. Jets	at Seattle	Tampa Bay	at Kansas City	at Cincinnati	San Diego	Baltimore	Kansas City	at Oakland	Chicago	at New England	at Minnesota	Seattle	at Green Bay	Oakland	at San Diego
FIRST DOWNS																
Total	12	10	15	20	17	14	23	10	17	24	12	20	13	22	18	14
Rushing	7	1	3	3	7	1	8	0	5	12	3	2	4	7	2	4
Passing	4	9	9	15	9	10	16	8	11	8	9	18	8	14	10	9
Penalty	1	0	3	2	1	3	1	2	1	4	0	2	1	1	6	1
THIRD DOWNS																
Attempts	14	11	12	15	12	13	15	16	11	15	12	16	10	18	11	16
Converted	4	3	3	7	4	4	8	2	4	5	2	9	3	12	4	4
Efficiency	29%	27%	25%	47%	33%	31%	53%	13%	36%	33%	17%	56%	30%	67%	36%	25%
FOURTH DOWNS																
Attempts	1	1	1	0	1	1	0	3	0	3	4	0	0	0	0	1
Converted	0	0	1	0	0	0	0	1	0	2	2	0	0	0	0	1
Efficiency	0%	0%	100%	0%	0%	0%	0%	33%	0%	67%	50%	0%	0%	0%	0%	100%
TOTAL OFFENSE																
Net Yards	188	211	307	306	253	245	392	232	321	346	218	298	277	379	255	244
Plays	59	52	54	66	57	55	86	62	54	75	53	65	48	68	53	64
Avg./play	3.2	4.1	5.7	4.6	4.4	4.5	5.9	3.7	5.9	4.6	4.1	4.6	5.8	5.6	4.8	3.8
RUSHING																
Net Yards	116	39	121	75	106	35	75	24	105	174	17	50	105	103	105	81
Attempts	25	19	22	29	24	16	18	12	16	39	9	28	19	29	13	27
Avg./rush	4.6	2.1	5.5	2.6	4.4	2.2	4.2	2.0	6.6	4.5	1.9	1.8	5.5	3.6	8.1	3.0
PASSING																
Net Yards	72	172	186	231	147	210	317	208	216	172	201	246	172	276	150	163
Sacks	9	3	2	2	4	3	3	1	4	1	2	2	1	1	1	1
Yds. Lost	61	18	14	11	19	27	21	5	34	9	11	20	5	4	8	7
Gross Yds.	133	190	200	242	166	237	338	213	250	181	212	266	177	280	158	170
Attempts	25	30	30	35	29	36	45	49	34	35	42	35	28	39	39	36
Compl.	11	18	12	20	15	24	27	21	22	17	22	24	13	20	19	17
Pct.	44%	60%	40%	57%	52%	67%	60%	43%	65%	48%	52%	69%	46%	53%	49%	47%
Int.	1	1	1	1	1	0	1	2	0	2	1	2	2	2	3	2
PENALTIES																
Number	3	8	8	5	6	7	4	12	11	7	6	2	6	7	20	7
Yds. Lost	15	50	52	24	40	61	25	88	82	48	34	18	44	45	157	51
PUNTS																
No.	9	4	5	6	6	6	3	8	6	3	5	5	5	2	4	6
Yards	407	211	206	239	320	340	144	384	232	147	225	163	276	78	177	276
Avg.	45.2	52.8	41.2	39.8	53.3	56.7	48.0	48.0	38.7	49.0	45.0	32.6	55.2	39.0	44.3	46.0
Net Avg.	37.4	42.8	40.0	27.5	50.3	44.5	41.7	35.6	38.7	34.0	36.0	32.6	43.6	36.0	41.5	39.5
PUNT RETURNS																
No.	3	2	2	3	2	2	2	0	1	2	0	0	0	2	1	1
Yards	11	88	2	26	9	23	0	10	26	0	0	0	0	24	19	21
Avg.	3.7	44.0	1.0	8.7	4.5	1.0	11.5	0.0	10.0	13.0	0.0	0.0	0.0	12.0	19.0	21.0
KICKOFF RETURNS																
No.	3	7	5	3	3	4	7	7	6	4	7	4	5	3	5	3
Yards	54	156	150	59	71	78	147	200	104	71	152	71	106	45	95	43
Avg.	18.0	22.3	30.0	19.7	23.7	19.5	21.0	28.6	17.3	17.8	21.7	17.8	21.2	15.0	19.0	14.3
MISCELLANEOUS RETURNS																
No.	0	0	0	0	0	0	0	0	0	0	0	1	0	1	1	2
Yards	0	0	0	0	0	0	0	0	0	0	0	4	0	-1	1	-1
Avg.	0.0	0.0	0.0	0.0	0.0	0.0	0.0	0.0	0.0	0.0	0.0	4.0	0.0	-1.0	1.0	-0.5
INTERCEPTION RETURNS																
No.	2	0	2	2	1	1	1	2	1	0	1	1	0	0	1	2
Yards	2	0	7	23	0	29	26	3	11	0	14	34	0	0	1	21
Avg.	1.0	0.0	3.5	11.5	0.0	29.0	26.0	1.5	11.0	0.0	14.0	34.0	0.0	0.0	1.0	10.5
FUMBLES																
No.	4	4	3	0	1	3	2	0	0	1	1	0	1	2	2	2
Lost	3	2	1	0	0	0	0	0	0	1	0	0	1	0	1	0
SCORING																
Total TDs	1	2	2	2	1	2	4	1	3	1	1	2	1	5	2	1
Rush	0	0	1	1	1	0	0	0	1	0	1	0	0	0	0	0
Pass	1	1	1	1	0	2	4	0	2	1	0	2	1	4	1	1
Returns	0	1	0	0	0	0	0	1	0	0	0	0	0	0	0	0
Fumble	0	0	0	0	0	0	0	0	0	0	0	0	0	0	1	0
PATs/Kicked	0/0	2/2	2/2	2/2	1/1	2/2	2/2	1/1	3/3	0/0	0/0	2/2	1/1	5/5	1/1	1/1
PATs/Rushed	0/0	0/0	0/0	0/0	0/0	0/0	1/1	0/0	0/0	0/0	0/0	0/0	0/0	0/0	0/0	0/0
PATs/Passed	0/0	0/0	0/0	0/0	0/0	0/0	0/1	0/0	0/0	0/1	1/1	0/0	0/0	0/0	0/0	0/0
FGs	0/0	2/2	3/3	1/1	1/1	0/0	2/2	0/1	0/1	2/2	0/1	1/1	0/0	2/2	2/2	3/3
Safety	0	0	0	0	0	0	0	0	0	0	0	0	0	0	0	0
Total Points	6	20	23	17	10	17	34	7	21	12	8	17	7	41	19	16
TIME OF POSSESSION																
	25:34	23:16	24:06	32:21	28:45	24:31	27:09	25:59	27:43	32:51	21:00	32:11	18:16	32:35	23:54	26:54

## 1996 PARTICIPATION CHART

	N.Y. Jets	at Seattle	Tampa Bay	at Kansas City	at Cincinnati	San Diego	Baltimore	Kansas City	at Oakland	Chicago	at Minnesota	at New England	Seattle	at Green Bay	Oakland	at San Diego
Abdullah	PS	PS	PS	PS	PS	PS	PS	PS	PS	PS	NWT	NWT	PS	NWT	NWT	NWT
Aldridge	S	S	S	S	S	S	S	S	S	S	S	S	S	S	S	S
Atwater	S	S	S	S	S	S	S	S	S	S	S	S	S	S	S	S
Banks	IR	NWT	NWT	NWT	NWT	NWT	NWT	NWT	NWT	NWT	NWT	NWT	NWT	NWT	NWT	NWT
Branch	PS	NWT	NWT	NWT	NWT	NWT	NWT	NWT	NWT	NWT	NWT	NWT	NWT	NWT	NWT	NWT
Braxton	S	S	S	S	S	S	S	S	S	S	S	S	S	S	S	S
Brown	IAS	IAS	P	IAS	P	P	P	P	P	P	P	DNP	P	S	S	P
Burns	P	P	P	P	P	P	P	P	P	P	P	P	P	P	P	P
Cadrez	P	P	P	P	P	P	P	P	P	P	P	P	P	P	P	P
Campbell	IAF	IAF	IAF	IAF	IAF	IAF	IAF	IAF	IAF	IAF	IAF	IAF	IAF	IAF	IAF	IAF
Carswell	P	P	P	P	P	P	P	P	P	P	P	P	P	P	P	P
Chamberlain	IAF	IAF	IAF	P	P	P	IAS	IAS	P	P	P	P	P	P	P	P
Childs	PUP	PUP	PUP	PUP	PUP	PUP	PUP	PUP	PUP	PUP	PUP	PUP	PUP	PUP	PUP	PUP
Craver	S	S	S	S	S	IAS	S	S	S	S	S	S	S	S	S	S
Crockett	S	S	S	S	S	S	S	S	S	S	S	S	S	S	S	IAS
Davis	S	S	S	S	S	S	S	S	S	S	S	S	S	S	S	S
Diaz-Infante	P	DNP	DNP	DNP	P	DNP	DNP	P	DNP	DNP	P	S	P	P	P	S
Elam	P	P	P	P	P	P	P	P	P	P	P	P	P	P	P	P
Ellis	NWT	NWT	NWT	NWT	NWT	NWT	NWT	NWT	NWT	NWT	PS	PS	NWT	NWT	NWT	NWT
Elway	S	S	S	S	S	S	S	S	S	S	S	S	S	3QB	S	S
Geathers	P	P	P	P	P	P	P	P	P	P	P	P	P	P	P	P
Greeley	NWT	NWT	NWT	NWT	NWT	PS	PS	PS	NWT	NWT	NWT	NWT	NWT	NWT	NWT	NWT
Green	PS	PS	PS	PS	PS	PS	PS	PS	PS	PS	PS	PS	PS	PS	PS	PS
Habib	S	S	S	S	S	S	S	S	S	S	S	S	S	S	S	S
Hager	IAF	IAS	IAF	IAF	IAF	IAF	IAF	IAF	IAF	P	IAF	IAF	IAF	IAF	IAF	P
Hasselbach	P	P	P	P	P	P	P	P	P	P	P	P	P	P	P	P
Hauck	P	P	P	P	P	P	P	P	P	P	P	P	P	P	P	P
Hebron	P	P	P	P	P	P	P	P	P	P	P	P	P	P	P	P
Hilliard	P	P	P	P	P	P	P	P	P	S	IAS	IAS	P	IAS	P	S
James	P	P	P	P	P	P	P	P	P	P	S	S	P	P	P	P
Jeffers	P	P	P	IAF	IAF	IAF	IAF	IAF	IAF	IAF	IAS	IAS	IAS	IAS	IAS	P
Johnson	P	IAF	IAS	IAS	P	P	P	P	P	P	P	P	P	P	P	P
Jones, E.	IAS	IAS	IAS	IAS	P	IAS	IAS	P	P	IAF	IAF	P	IAS	P	IAS	P
Jones, J.	NWT	NWT	NWT	NWT	NWT	NWT	NWT	NWT	PS	PS	PS	PS	PS	PS	PS	PS
Jones, R.	P	P	P	P	P	P	P	P	P	P	P	P	P	P	P	P
Kinchen	P	P	P	P	P	P	P	IAS	IAS	IAS	IAF	IAF	IAF	IAF	IAF	IAF
Lewis	3QB	3QB	3QB	3QB	3QB	3QB	3QB	3QB	3QB	3QB	3QB	3QB	3QB	P	3QB	P
Lodish	S	S	S	S	S	S	S	S	S	S	S	S	S	S	S	S
McCaffrey	S	S	S	S	S	S	S	S	S	IAS	S	S	S	S	S	S
McElroy	P	P	IAS	P	IAS	IAS	IAF	IAF	IAS	P	IAS	IAF	P	P	P	P
Miller	S	S	S	S	S	S	S	S	S	S	S	S	S	S	S	S
Mobley	S	S	S	S	S	S	S	S	S	S	S	S	S	S	S	S
Musgrave	P	DNP	DNP	DNP	DNP	DNP	DNP	DNP	DNP	P	DNP	P	S	DNP	P	P
Nalen	S	S	S	S	S	S	S	S	S	S	S	S	S	S	S	S
Perry	S	S	S	S	S	S	S	S	S	S	S	S	S	S	S	IAS
Price	NWT	NWT	NWT	NWT	NWT	NWT	NWT	NWT	NWT	NWT	NWT	NWT	PS	PS	PS	PS
Rivers	P	P	P	P	P	P	P	P	P	P	P	P	P	P	P	P
Robinson	P	P	P	P	P	P	P	P	P	P	P	P	P	P	P	P
Romanowski	S	S	S	S	S	S	S	S	S	S	S	S	S	S	S	S
Rouen	P	P	P	P	P	P	P	P	P	P	P	P	P	P	P	P
Schlereth	S	S	S	S	S	S	S	S	S	S	IAF	S	S	S	IAF	S
Sharpe	S	S	S	S	S	S	S	S	S	S	S	S	S	S	S	IAS
Sherrard	P	P	P	P	P	P	P	P	P	P	P	P	P	P	P	IAS
Smith, D.	P	P	P	P	IAS	P	P	P	P	P	P	P	IAS	P	IAS	P
Smith, R.	IAF	IAF	IAF	IAF	IAF	IAF	P	P	P	S	P	P	P	P	P	P
Tamm	IAS	P	P	P	IAS	P	IAS	IAS	P	IAS	DNP	P	P	P	P	P
Tanuvasa	P	P	P	P	P	P	P	P	P	P	P	P	P	P	P	P
Thompson	S	S	S	S	S	S	S	S	S	S	S	S	S	S	S	S
Titley	PS	PS	PS	PS	PS	NWT	NWT	NWT	NWT	NWT	NWT	NWT	NWT	NWT	NWT	PS
Veland	PS	PS	PS	PS	PS	PS	PS	PS	PS	PS	PS	PS	PS	PS	PS	PS
Wallace	NWT	PS	PS	PS	PS	PS	PS	PS	PS	PS	PS	PS	PS	PS	PS	NWT
Washington	S	S	S	S	S	S	S	S	IAF	IAF	P	P	S	S	S	S
Williams, A.	S	S	S	S	S	S	S	S	S	S	S	S	S	S	S	S
Williams, D.	S	S	S	S	S	S	S	S	S	S	S	S	S	IAS	S	S
Zimmerman	S	S	S	S	S	S	S	S	S	S	S	S	S	IAF	IAF	S

KEY: IR-injured reserve; DNP-did not play; RE-roster exemption; IN-inactive; NF-non football injury; PS-practice squad; NR-not on roster; NWT-not with team; SS-suspended; PP-physically unable to perform

## BRONCOS INDIVIDUAL LEADERS BY STATISTICAL CATEGORY

Category	Player	AFC Rank	AFC Leader	NFL Rank	NFL Leader
Scoring	Elam — 19	8th	Blanchard, Ind. — 135	14th	Kasay, Car. — 145
Rushing	Davis — 1,538	1st	Davis, Den. — 1,538	2nd	Sanders, Det. — 1,553
Passing					
Yards	Elway — 3,328	5th	Brunell, Jax. — 4,367	7th	Brunell, Jax. — 4,367
Rating	Elway — 89.2	1st	Elway, Den. — 89.2	4th	Young, S.F. — 97.2
Receiving					
Number	Sharpe — 80	T8th	Pickens, Cin. — 100	16th	Rice, S.F. — 108
Yards	Sharpe — 1,062	9th	Smith, Jax. — 1,244	15th	Bruce, St. L. — 1,338
Punting					
Gross avg.	Rouen — 41.8	11th	Kidd, Mia. — 46.3	23rd	Kidd, Mia. — 46.3
Net avg.	Rouen — 36.2	8th	Turk, Was. — 39.2	14th	Turk, Was. — 39.2
Interceptions	Braxton — 9	1st	Braxton, Den. — 9	T1st	Braxton, Den. — 9
					Lyle, St. L. — 9
Kickoff Returns	Hebron — 24.4	3rd	Vanover, K.C. — 25.9	7th	Bates, Car. — 30.2
Punt Returns	R. Smith — 12.3	2nd	Gordon, S.D. — 14.9	4th	Howard, G.B. — 15.1

## HOW THE BRONCOS RANKED IN THE AFC AND NFL

Category	Broncos Total	AFC Rank	AFC Leader	NFL Rank	NFL Leader
OFFENSE					
Total points	*391	2nd	N.E. — 418	4th	G.B. — 456
Touchdowns scored	47	2nd	N.E. — 48	3rd	G.B. — 56
First downs	336	3rd	N.E. — 339	4th	N.E. — 339
Total yards	5,791	1st	Den — 5,791	1st	Den — 5,791
Rushing yards	2,362	1st	Den — 2,362	1st	Den — 2,362
Net passing yards	3,429	7th	Bal — 3,978	13th	Bal — 3,978
Times sacked	31	4th	Pit — 21	9th	Dal — 19
Penalties	109	8th	Ind — 76	18th	Ind — 76
Interceptions thrown	17	T7th	Ind, Mia — 11	T11th	Ind, Mia.
					Car, Was — 10
Fumbles lost	15	13th	Cin — 9	25th	Det — 5
DEFENSE					
Points allowed	275	3rd	Pit — 257	7th	G.B. — 210
Touchdowns allowed	31	T3th	Pit — 27	T7th	G.B. — 19
First downs allowed	261	1st	Den — 261	4th	G.B. — 248
Total yards allowed	4,470	2nd	Pit — 4,362	4th	G.B. — 4,156
Rushing yards allowed	*1,331	1st	Den — 1,331	1st	Den — 1,331
Net pass yards allowed	3,139	4th	Pit — 2,947	10th	G.B. — 2,740
Passer sacked	40	5th	Pit — 51	12th	Car — 60
Interceptions	23	3rd	Cin — 34	7th	Cin — 34
Opponent fumbles recovered	9	T13th	Sea — 18	T26th	Sea — 18
Giveaway-takeaway ratio	0	8th	Cin — +19	16th	Cin — +19

\*franchise record



## 1996 GAME-BY-GAME STATISTICS — RUSHING

CRAVER					DAVIS				ELWAY			
Game	Att.	Yds.	LG	TD	Att.	Yds.	LG	TD	Att.	Yds.	LG	TD
N.Y. Jets	7	59	28	0	19	72	10	1	0	0	0	0
@ Seattle	9	47	16	0	28	111	17	0	3	22	22	1
Tampa Bay	11	53	16	0	22	137	18	1	4	3	6	0
@ K.C.	5	-1	3	0	19	141	65t	2	3	21	15	0
@ Cincinnati	0	0	0	0	24	112	19	0	2	-1	0	0
San Diego	Inactive—Injured				17	50	8	0	8	37	14	0
Baltimore	3	10	5	0	28	194	71t	2	2	11	9t	1
Kansas City	3	4	2	1	21	77	25	0	8	62	22	0
@ Oakland	2	-4	-1	0	19	85	16	0	9	70	18	0
Chicago	4	13	5	0	21	76	25	1	1	3	3	0
@ New Eng.	1	0	0	0	32	154	15	2	1	1	1	1
@ Minnesota	2	3	3	0	19	68	13	1	2	8	8	0
Seattle	5	32	28	0	26	106	16	1	2	7	5	1
@ Green Bay	1	-1	-1	0	14	54	10	0	3rd QB—hamstring			
Oakland	6	17	10	1	27	80	12	1	4	2	3	0
@ San Diego	0	0	0	0	9	21	13	1	1	3	3	0
<b>TOTAL</b>	<b>59</b>	<b>232</b>	<b>28</b>	<b>2</b>	<b>345</b>	<b>1538</b>	<b>71t</b>	<b>13</b>	<b>50</b>	<b>249</b>	<b>22</b>	<b>4</b>

HEBRON					LEWIS				MILLER			
Game	Att.	Yds.	LG	TD	Att.	Yds.	LG	TD	Att.	Yds.	LG	TD
N.Y. Jets	7	39	23	0	Inactive—3rd QB				2	32	26t	1
@ Seattle	0	0	0	0	Inactive—3rd QB				0	0	0	0
Tampa Bay	2	1	3	0	Inactive—3rd QB				0	0	0	0
@ K.C.	0	0	0	0	Inactive—3rd QB				0	0	0	0
@ Cincinnati	0	0	0	0	Inactive—3rd QB				0	0	0	0
San Diego	1	7	7	0	Inactive—3rd QB				0	0	0	0
Baltimore	0	0	0	0	Inactive—3rd QB				1	7	7	0
Kansas City	7	73	47	0	Inactive—3rd QB				0	0	0	0
@ Oakland	0	0	0	0	Inactive—3rd QB				0	0	0	0
Chicago	0	0	0	0	Inactive—3rd QB				0	0	0	0
@ New Eng.	11	43	13	0	Inactive—3rd QB				0	0	0	0
@ Minnesota	0	0	0	0	Inactive—3rd QB				0	0	0	0
Seattle	8	60	27	0	Inactive—3rd QB				0	0	0	0
@ Green Bay	7	30	8	0	1	4	4	0	0	0	0	0
Oakland	0	0	0	0	Inactive—3rd QB				0	0	0	0
@ San Diego	6	9	3	0	3	35	18	0	0	0	0	0
<b>TOTAL</b>	<b>49</b>	<b>262</b>	<b>47</b>	<b>0</b>	<b>4</b>	<b>39</b>	<b>18</b>	<b>0</b>	<b>3</b>	<b>39</b>	<b>26t</b>	<b>1</b>

MUSGRAVE					RIVERS				D. SMITH			
Game	Att.	Yds.	LG	TD	Att.	Yds.	LG	TD	Att.	Yds.	LG	TD
N.Y. Jets	2	-2	-1	0	Special Teams Only				0	0	0	0
@ Seattle	Did Not Play				Special Teams Only				0	0	0	0
Tampa Bay	Did Not Play				Special Teams Only				0	0	0	0
@ K.C.	Did Not Play				Special Teams Only				0	0	0	0
@ Cincinnati	Did Not Play				1	3	3	0	Inactive			
San Diego	Did Not Play				0	0	0	0	0	0	0	0
Baltimore	Did Not Play				Special Teams Only				0	0	0	0
Kansas City	4	-3	0	0	Special Teams Only				0	0	0	0
@ Oakland	Did Not Play				Special Teams Only				0	0	0	0
Chicago	Did Not Play				Special Teams Only				0	0	0	0
@ New Eng.	0	0	0	0	Special Teams Only				0	0	0	0
@ Minnesota	Did Not Play				Special Teams Only				0	0	0	0
Seattle	3	-3	-1	0	1	3	3	0	Inactive			
@ Green Bay	1	6	6	0	Special Teams Only				0	0	0	0
Oakland	Did Not Play				Special Teams Only				Inactive			
@ San Diego	2	-2	0	0	Special Teams Only				0	0	0	0
<b>TOTAL</b>	<b>12</b>	<b>-4</b>	<b>6</b>	<b>0</b>	<b>2</b>	<b>6</b>	<b>3</b>	<b>0</b>	<b>0</b>	<b>0</b>	<b>0</b>	<b>0</b>

R. SMITH												
Game	Att.	Yds.	LG	TD								
N.Y. Jets	0	0	0	0								
@ Seattle	0	0	0	0								
Tampa Bay	0	0	0	0								
@ K.C.	0	0	0	0								
@ Cincinnati	0	0	0	0								
San Diego	0	0	0	0								
Baltimore	0	0	0	0								
Kansas City	0	0	0	0								
@ Oakland	1	1	1	0								
Chicago	0	0	0	0								
@ New Eng.	0	0	0	0								
@ Minnesota	0	0	0	0								
Seattle	0	0	0	0								
@ Green Bay	0	0	0	0								
Oakland	0	0	0	0								
@ San Diego	0	0	0	0								
<b>TOTAL</b>	<b>1</b>	<b>1</b>	<b>1</b>	<b>0</b>								

## 1996 GAME-BY-GAME STATISTICS — RECEIVING

CARSWELL					CHAMBERLAIN				CRAVER			
Game	Att.	Yds.	LG	TD	Att.	Yds.	LG	TD	Att.	Yds.	LG	TD
N.Y. Jets	0	0	0	0	Inactive—Injured				1	7	7	0
@ Seattle	0	0	0	0	Inactive—Injured				4	45	39t	1
Tampa Bay	1	6	6	0	Inactive—Injured				5	26	7	0
@ K.C.	0	0	0	0	0	0	0	0	2	8	6	0
@ Cincinnati	2	5	5	0	0	0	0	0	1	12	12	0
San Diego	1	3	3	0	2	18	12	0	Inactive—Injured			
Baltimore	1	1	1	0	Inactive				3	16	9	0
Kansas City	0	0	0	0	Inactive				2	20	11	0
@ Oakland	0	0	0	0	Special Teams Only				2	5	5	0
Chicago	1	8	8	0	0	0	0	0	2	9	7	0
@ New Eng.	1	11	11	0	0	0	0	0	2	24	15	0
@ Minnesota	1	11	11	0	0	0	0	0	5	32	15	0
Seattle	0	0	0	0	2	28	17	0	3	66	30	0
@ Green Bay	0	0	0	0	0	0	0	0	1	-5	-5	0
Oakland	4	16	7	0	5	61	15	0	0	0	0	0
@ San Diego	3	22	11	0	3	22	9	0	6	32	11	0
<b>TOTAL</b>	<b>15</b>	<b>85</b>	<b>11</b>	<b>0</b>	<b>12</b>	<b>129</b>	<b>17</b>	<b>0</b>	<b>39</b>	<b>297</b>	<b>39t</b>	<b>1</b>

DAVIS					HEBRON				KINCHEN			
Game	Att.	Yds.	LG	TD	Att.	Yds.	LG	TD	Att.	Yds.	LG	TD
N.Y. Jets	3	23	10	0	0	0	0	0	Special Teams Only			
@ Seattle	3	37	13	0	0	0	0	0	Special Teams Only			
Tampa Bay	4	23	9	0	2	14	9	0	Special Teams Only			
@ K.C.	0	0	0	0	0	0	0	0	Special Teams Only			
@ Cincinnati	0	0	0	0	0	0	0	0	1	27	27	0
San Diego	6	42	12	0	0	0	0	0	0	0	0	0
Baltimore	3	19	10	0	0	0	0	0	0	0	0	0
Kansas City	1	22	22	0	0	0	0	0	Inactive			
@ Oakland	1	17	17	0	0	0	0	0	Inactive			
Chicago	2	10	9	0	0	0	0	0	Inactive			
@ New Eng.	4	56	23	1	0	0	0	0	Inactive			
@ Minnesota	6	37	9	1	0	0	0	0	Inactive			
Seattle	2	15	10	0	1	11	11	0	Inactive			
@ Green Bay	0	0	0	0	1	5	5	0	Inactive			
Oakland	0	0	0	0	0	0	0	0	Inactive			
@ San Diego	1	9	9	0	3	13	9	0	Inactive			
<b>TOTAL</b>	<b>36</b>	<b>310</b>	<b>23</b>	<b>2</b>	<b>7</b>	<b>43</b>	<b>11</b>	<b>0</b>	<b>1</b>	<b>27</b>	<b>27</b>	<b>0</b>

MCCAFFREY					MILLER				RIVERS			
Game	Att.	Yds.	LG	TD	Att.	Yds.	LG	TD	Att.	Yds.	LG	TD
N.Y. Jets	4	61	39t	1	1	8	8	0	Special Teams Only			
@ Seattle	3	26	11	0	4	49	21	1	Special Teams Only			
Tampa Bay	2	21	12	0	7	60	17t	1	Special Teams Only			
@ K.C.	0	0	0	0	3	17	9	0	Special Teams Only			
@ Cincinnati	5	80	34	0	5	131	42	1	1	-1	-1	0
San Diego	5	58	31	1	1	4	4	0	0	0	0	0
Baltimore	7	76	33	3	1	18	18	0	Special Teams Only			
Kansas City	1	10	10	0	3	88	41	0	Special Teams Only			
@ Oakland	0	0	0	0	3	23	13	0	Special Teams Only			
Chicago	Inactive-Injured				8	65	11	0	Special Teams Only			
@ New Eng.	2	24	19	0	4	78	46	0	Special Teams Only			
@ Minnesota	6	83	29	1	5	81	39	0	Special Teams Only			
Seattle	5	43	12	1	3	20	8	0	0	0	0	0
@ Green Bay	3	41	27	0	2	18	13	0	Special Teams Only			
Oakland	3	20	9	0	3	48	22	0	Special Teams Only			
@ San Diego	2	10	7	0	3	27	12	0	Special Teams Only			
TOTAL	48	553	391	7	56	735	46	3	1	-1	-1	0

## 1996 GAME-BY-GAME STATISTICS — PASSING

ELWAY									
Opp	Att.	Comp.	Yds.	Pct.	Yd/Att.	TD	Int.	LG	S/Yds.
N.Y. Jets	33	16	183	48.5	5.55	2	2	39t	2/16
@ Seattle	28	18	209	64.3	7.46	2	0	39t	5/15
Tampa Bay	34	25	180	73.5	5.29	1	2	17t	0/0
@ Kansas City	30	14	156	46.7	5.20	0	2	29	2/18
@ Cincinnati	37	23	335	62.6	9.05	2	1	42	5/47
San Diego	41	32	323	78.0	7.88	4	1	38	1/11
Baltimore	39	25	326	64.1	8.36	3	1	35	0/0
Kansas City	31	16	286	51.6	9.23	3	1	46t	0/0
@ Oakland	33	16	182	48.5	5.52	2	1	49t	2/22
Chicago	32	19	198	59.4	6.19	1	0	51	1/6
@ New England	23	14	175	60.9	7.61	1	1	23	1/6
@ Minnesota	36	27	334	75.0	9.28	2	1	39	3/25
Seattle	27	17	189	63.0	7.00	2	0	30	1/4
@ Green Bay	3rd Quarterback (hamstring)								
Oakland	31	19	206	48.3	6.65	1	1	24	2/20
@ San Diego	11	6	46	54.5	4.18	0	0	12	1/4
<b>TOTAL</b>	<b>466</b>	<b>287</b>	<b>3,328</b>	<b>61.6</b>	<b>7.14</b>	<b>26</b>	<b>14</b>	<b>51</b>	<b>26/194</b>

\*concussion

## MUSGRAVE

Opp	Att.	Comp.	Yds.	Pct.	Yd/Att.	TD	Int.	LG	S/Yds.
N.Y. Jets	1	0	0	0.0	0.00	0	0	0	0/0
@ Seattle	Did Not Play								
Tampa Bay	Did Not Play								
@ Kansas City	Did Not Play								
@ Cincinnati	Did Not Play								
San Diego	Did Not Play								
Baltimore	Did Not Play								
Kansas City	1	0	0	0.0	0.00	0	1	0	0/0
@ Oakland	Did Not Play								
Chicago	Did Not Play								
@ New England	4	2	55	50.0	13.75	0	0	46	0/0
@ Minnesota	Did Not Play								
Seattle	7	6	51	85.7	7.29	0	0	13	0/0
@ Green Bay	21	12	101	57.1	4.81	0	0	27	3/23
Oakland	Did Not Play								
@ San Diego	18	11	69	61.1	3.83	0	1	11	1/9
<b>TOTAL</b>	<b>52</b>	<b>31</b>	<b>276</b>	<b>59.6</b>	<b>5.31</b>	<b>0</b>	<b>2</b>	<b>46</b>	<b>4/32</b>

## LEWIS

Opp	Att.	Comp.	Yds.	Pct.	Yd/Att.	TD	Int.	LG	S/Yds.
N.Y. Jets	Inactive—3rd Quarterback								
@ Seattle	Inactive—3rd Quarterback								
Tampa Bay	Inactive—3rd Quarterback								
@ Kansas City	Inactive—3rd Quarterback								
@ Cincinnati	Inactive—3rd Quarterback								
San Diego	Inactive—3rd Quarterback								
Baltimore	Inactive—3rd Quarterback								
Kansas City	Inactive—3rd Quarterback								
@ Oakland	Inactive—3rd Quarterback								
Chicago	Inactive—3rd Quarterback								
@ New England	Inactive—3rd Quarterback								
@ Minnesota	Inactive—3rd Quarterback								
Seattle	Inactive—3rd Quarterback								
@ Green Bay	3	1	5	33.3	1.67	0	0	5	0/0
Oakland	Inactive—3rd Quarterback								
@ San Diego	14	8	53	57.1	3.79	0	1	11	1/7
<b>TOTAL</b>	<b>17</b>	<b>9</b>	<b>58</b>	<b>52.9</b>	<b>3.41</b>	<b>0</b>	<b>1</b>	<b>11</b>	<b>1/7</b>

## BRONCOS 1996 TOUCHDOWN PASSES

vs. N.Y. Jets (9/1/96)  
Elway to Sharpe, 13 yards  
Elway to McCaffrey, 39 yards  
at Seattle (9/8/96)  
Elway to Craver, 39 yards  
Elway to Miller, 7 yards  
vs. Tampa Bay (9/15/96)  
Elway to Miller, 17 yards  
at Kansas City (9/22/96)  
(None)  
at Cincinnati (9/29/96)  
Elway to Sharpe, 11 yards  
Elway to Miller, 23 yards

vs. San Diego (10/6/96)  
Elway to Sharpe, 20 yards  
Elway to Sharpe, 20 yards  
Elway to Sharpe, 3 yards  
Elway to McCaffrey, 9 yards  
vs. Baltimore (10/20/96)  
Elway to McCaffrey, 4 yards  
Elway to McCaffrey, 8 yards  
Elway to McCaffrey, 6 yards  
vs. Kansas City (10/27/96)  
Elway to Sharpe, 46 yards  
Elway to Sharpe, 10 yards  
Elway to Sherrard, 25 yards  
at Oakland (11/4/96)  
Elway to Sharpe, 10 yard  
Elway to R. Smith, 49 yards

vs. Chicago (11/10/96)  
Elway to Sharpe, 15 yards  
at New England (11/17/96)  
Elway to Davis, 15 yards  
at Minnesota (11/24/96)  
Elway to Davis, 1 yard  
Elway to McCaffrey, 5 yards  
vs. Seattle (12/1/96)  
Elway to Sharpe, 1 yard  
Elway to McCaffrey, 4 yards  
at Green Bay (12/8/96)  
(None)  
Oakland (12/15/96)  
Elway to R. Smith, 20 yards  
at San Diego (12/22/96)  
(None)

## 1996 GAME-BY-GAME STATISTICS — SCORING

BRAXTON							CRAVER					
Game	TD	FG	2pt	Tot	TD	FG	2pt	Tot	TD	FG	2pt	Tot
N.Y. Jets	0	0	0	0	0	0	0	0	0	0	0	0
@ Seattle	0	0	0	0	0	0	0	0	0	0	0	0
Tampa Bay	0	0	1	0	6	0	0	0	0	0	0	0
@ Kansas City	0	0	0	0	0	0	0	0	0	0	0	0
@ Cincinnati	0	0	0	0	0	0	0	0	0	0	0	0
San Diego	0	0	0	0	0	0	0	0	0	0	0	0
Baltimore	0	0	0	0	0	0	0	0	0	0	0	0
Kansas City	0	0	0	0	0	0	0	0	0	0	0	0
@ Oakland	0	0	0	0	0	0	0	0	0	0	0	0
Chicago	0	0	0	0	0	0	0	0	0	0	0	0
@ New England	0	0	0	0	0	0	0	0	0	0	0	0
@ Minnesota	0	0	0	0	0	0	0	0	0	0	0	0
Seattle	0	0	0	0	0	0	0	0	0	0	0	0
@ Green Bay	0	0	0	0	0	0	0	0	0	0	0	0
Oakland	0	0	0	0	0	0	0	0	0	0	0	0
@ San Diego	0	0	0	0	0	0	0	0	0	0	0	0
<b>TOTAL</b>	<b>0</b>	<b>0</b>	<b>1</b>	<b>0</b>	<b>6</b>	<b>2</b>	<b>1</b>	<b>0</b>	<b>0</b>	<b>0</b>	<b>0</b>	<b>18</b>

## DAVIS

Game	TD	FG	2pt	Tot	TD	FG	PAT	Tot
N.Y. Jets	1	0	0	0	6	0	1	4
@ Seattle	0	0	0	0	0	0	3	12
Tampa Bay	1	0	0	0	6	0	2	9
@ Kansas City	2	0	0	0	12	0	0	2
@ Cincinnati	0	0	0	0	0	0	0	2
San Diego	0	0	0	0	0	0	0	4
Baltimore	2	0	0	0	12	0	0	1
Kansas City	0	0	0	0	0	0	2	4
@ Oakland	0	0	0	0	0	0	3	1
Chicago	1	0	0	0	6	0	0	1
@ New England	2	1	0	0	18	0	0	2
@ Minnesota	1	1	0	0	12	0	0	0
Seattle	1	0	0	0	6	0	0	2
@ Green Bay	0	0	0	0	0	0	0	2
Oakland	1	0	0	0	6	0	0	1
@ San Diego	1	0	0	0	6	0	0	1
<b>TOTAL</b>	<b>13</b>	<b>2</b>	<b>0</b>	<b>0</b>	<b>90</b>	<b>0</b>	<b>0</b>	<b>21</b>

## ELAM

Game	TD	FG	2pt	Tot	TD	FG	2pt	Tot
N.Y. Jets	0	0	0	0	0	0	0	0
@ Seattle	1	0	0	0	6	0	0	0
Tampa Bay	0	0	0	0	0	0	0	0
@ Kansas City	0	0	0	0	0	0	0	0
@ Cincinnati	0	0	0	0	0	0	0	0
San Diego	0	0	0	0	0	0	0	0
Baltimore	1	0	0	0	6	0	0	0
Kansas City	0	0	0	0	0	0	0	0
@ Oakland	0	0	0	0	0	0	0	0
Chicago	0	0	0	0	0	0	0	0
@ New England	1	0	0	0	6	0	0	0
@ Minnesota	0	0	0	0	0	0	0	0
Seattle	1	0	0	0	6	0	0	0
@ Green Bay	Inactive—Injured							
Oakland	0	0	0	0	0	0	0	0
@ San Diego	0	0	0	0	0	0	0	0
<b>TOTAL</b>	<b>4</b>	<b>0</b>	<b>0</b>	<b>0</b>	<b>24</b>	<b>0</b>	<b>7</b>	<b>0</b>

## MILLER

Game	TD	FG	2pt	Tot	TD	FG	2pt	Tot
N.Y. Jets	1	0	0	0	6	0	0	0
@ Seattle	0	1	0	0	6	0	0	0
Tampa Bay	0	1	0	0	6	0	0	0
@ Kansas City	0	0	0	0	0	0	0	0
@ Cincinnati	0	1	0	0	6	0	0	0
San Diego	0	0	0	0	0	0	0	0
Baltimore	0	0	0	0	0	0	0	0
Kansas City	0	0	0	0	0	0	0	0
@ Oakland	0	0	0	0	0	0	0	0
Chicago	0	0	0	0	0	0	0	0
@ New England	0	0	0	0	0	0	0	0
@ Minnesota	0	0	0	0	0	0	0	0
Seattle	0	0	0	0	0	0	0	0
@ Green Bay	0	0	0	0	0	0	0	0
Oakland	0	0	0	0	0	0	0	0
@ San Diego	0	0	0	0	0	0	0	0
<b>TOTAL</b>	<b>1</b>	<b>3</b>	<b>0</b>	<b>0</b>	<b>24</b>	<b>0</b>	<b>10</b>	<b>0</b>

Inactive—Injured



## 1996 GAME-BY-GAME STATISTICS — SCORING, CONT.

SHERRARD							R. SMITH						
Game	TDr	TDp	TDrt	FG	2pt	Tot	TDr	TDp	TDrt	FG	2pt	Tot	
N.Y. Jets	0	0	0	0	0	0			Inactive—Injured				
@Seattle	0	0	0	0	0	0			Inactive—Injured				
Tampa Bay	0	0	0	0	0	0			Inactive—Injured				
@ Kansas City	0	0	0	0	0	0			Inactive—Injured				
@ Cincinnati	0	0	0	0	0	0			Inactive—Injured				
San Diego	0	0	0	0	0	0			Inactive—Injured				
Baltimore	0	0	0	0	0	0	0	0	0	0	0	0	
Kansas City	0	1	0	0	0	6	0	0	0	0	0	0	
@Oakland	0	0	0	0	0	0	0	1	0	0	0	6	
Chicago	0	0	0	0	0	0	0	0	0	0	0	0	
@New England	0	0	0	0	0	0	0	0	0	0	0	0	
@Minnesota	0	0	0	0	0	0	0	0	0	0	0	0	
Seattle	0	0	0	0	0	0	0	0	0	0	0	0	
@Green Bay	0	0	0	0	0	0	0	0	0	0	0	0	
Oakland	0	0	0	0	0	0	0	1	0	0	0	6	
@San Diego			Inactive—Injured				0	0	0	0	0	0	
TOTAL	0	1	0	0	0	6	0	2	0	0	0	12	

## FIELD GOALS

ELAM						
Game	1-19	20-29	30-39	40-49	50+	Total
N.Y. Jets	0-0	1-1	0-0	0-0	0-0	1-1
@ Seattle	1-1	1-1	1-1	0-0	0-0	3-3
Tampa Bay	0-0	1-1	0-0	1-1	0-0	2-2
@ Kansas City	0-0	0-0	0-1	0-0	0-1	0-2
@ Cincinnati	0-0	0-0	0-0	0-0	0-0	0-0
San Diego	0-0	0-0	0-0	0-0	0-0	0-0
Baltimore	0-0	0-0	1-1	0-0	0-0	1-1
Kansas City	0-0	1-1	0-0	1-2	0-0	2-3
@ Oakland	0-0	1-1	1-1	1-1	0-0	3-3
Chicago	0-0	1-1	0-0	0-0	0-0	1-1
@ New England	0-0	1-1	0-0	1-1	0-1	2-3
@ Minnesota	0-0	0-0	0-0	0-1	0-0	0-1
Seattle	1-1	0-0	0-0	1-1	0-0	2-2
@ Green Bay	0-0	0-0	1-1	1-1	0-0	2-2
Oakland	0-0	1-1	0-0	0-1	0-0	1-2
@ San Diego	0-0	0-0	0-0	0-1	1-1	1-2
<b>TOTAL</b>	<b>2-2</b>	<b>8-8</b>	<b>4-5</b>	<b>6-10</b>	<b>1-3</b>	<b>21-28</b>

## PUNTING

ROUEN						
Game	No.	Yds.	Avg.	In20	TB	LG
N.Y. Jets	7	315	45.0	1	1	56
@ Seattle	5	176	35.2	1	0	45
Tampa Bay	3	146	48.7	1	0	57
@ Kansas City	4	179	44.8	1	0	56
@ Cincinnati	5	217	43.4	2	0	49
San Diego	5	205	41.0	2	0	50
Baltimore	2	91	45.5	0	0	48
Kansas City	3	120	40.0	1	1	47
@ Oakland	4	176	44.0	2	0	50
Chicago	5	211	42.2	1	1	56
@ New England	3	134	44.7	1	1	50
@ Minnesota	4	159	39.8	1	0	42
Seattle	2	76	38.0	0	0	40
@ Green Bay	5	174	34.8	0	0	46
Oakland	3	128	42.7	0	0	49
@ San Diego	5	207	41.4	2	1	52
<b>TOTAL</b>	<b>65</b>	<b>2,714</b>	<b>41.8</b>	<b>16</b>	<b>5</b>	<b>57</b>

## 1996 GAME-BY-GAME STATISTICS — PUNT RETURNS

R. SMITH					KINCHEN				
Game	No.	Yds.	LG	TD	No.	Yds.	LG	TD	
N.Y. Jets		Inactive—Injured			6	70	21	0	
Seattle		Inactive—Injured			3	40	17	0	
Tampa Bay		Inactive—Injured			4	6	3	0	
@ Kansas City		Inactive—Injured			4	74	40	0	
@ Cincinnati		Inactive—Injured			2	18	18	0	
San Diego		Inactive—Injured			5	73	26	0	
Baltimore	0	0	0	0	2	19	15	0	
Kansas City	7	99	36	0		Inactive			
@ Oakland	2	0	0	0		Inactive			
Chicago	1	25	25	0		Inactive			
@ New England	3	45	25	0		Inactive			
@ Minnesota	0	0	0	0		Inactive			
Seattle	4	58	16	0		Inactive			
@ Green Bay	1	6	6	0		Inactive			
Oakland	2	11	11	0		Inactive			
@ San Diego	3	39	18	0		Inactive			
TOTAL	23	283	36	0	26	300	40	0	

## KICKOFF RETURNS

HEBRON					CHAMBERLAIN				
Game	No.	Yds.	LG	TD	No.	Yds.	LG	TD	
N.Y. Jets	1	12	12	0		Inactive—Injured			
Seattle	4	84	40	0		Inactive—Injured			
Tampa Bay	2	58	35	0		Inactive—Injured			
@ Kansas City	4	111	48	0	0	0	0	0	
@ Cincinnati	1	27	27	0	0	0	0	0	
San Diego	2	65	33	0	0	0	0	0	
Baltimore	6	125	26	0		Inactive			
Kansas City	2	48	25	0		Inactive			
@ Oakland	3	60	22	0	0	0	0	0	
Chicago	1	21	21	0	0	0	0	0	
@ New England	1	27	27	0	1	15	15	0	
@ Minnesota	4	91	33	0	0	0	0	0	
Seattle	2	100	59	0	0	0	0	0	
@ Green Bay	6	119	23	0	2	34	21	0	
Oakland	2	46	31	0	0	0	0	0	
@ San Diego	4	105	44	0	0	0	0	0	
TOTAL	45	1,099	59	0	3	49	21	0	

Jeffers returned one kickoff for 18 yards (vs. Tampa Bay, 9/15/96)  
R. Smith returned one kickoff for 29 yards (vs. Baltimore, 10/20/96)

## SCORE BY PERIOD

	DENVER					OPPONENT						
Game	1	2	3	4	OT	1	2	3	4	OT	Final	Rec
N.Y. Jets	7	24	0	0	—	0	0	0	6	—	31-6	1-0
@ Seattle	3	10	7	10	—	3	3	7	7	—	30-20	2-0
Tampa Bay	7	3	10	7	—	3	10	7	3	—	27-23	3-0
@ Kansas City	7	7	0	0	—	3	7	0	7	—	14-17	3-1
@ Cincinnati	7	0	7	0	—	3	7	0	0	—	14-10	4-1
San Diego	0	7	14	7	—	3	14	0	0	—	28-17	5-1
Baltimore	14	14	3	14	—	0	13	21	0	—	45-34	6-1
Kansas City	17	7	7	3	—	7	0	0	0	—	34-7	7-1
@ Oakland	7	6	0	9	—	7	0	0	14	—	22-21	8-1
Chicago	7	7	0	3	—	3	0	6	3	—	17-12	9-1
@ New Eng.	14	10	7	3	—	0	0	8	0	—	34-8	10-1
@ Minnesota	7	7	0	7	—	0	10	7	0	—	21-17	11-1
Seattle	14	13	7	0	—	7	0	0	0	—	34-7	12-1
@ Green Bay	3	0	3	0	—	3	10	7	21	—	6-41	12-2
Oakland	7	17	0	0	—	3	0	9	7	—	24-19	13-2
@ San Diego	10	0	0	0	—	7	3	6	0	—	10-16	13-3
TOTAL	131	132	65	63	—	52	77	78	68	—	391-275	13-3

## 1996 GAME-BY-GAME STATISTICS — DEFENSE

ALDRIDGE						ATWATER						BRAXTON					
Game	UT	A	TT	S-Yds.	I-Yds.	UT	A	TT	S-Yds.	I-Yds.	UT	A	TT	S-Yds.	I-Yds.		
N.Y. Jets	1	1	2	0-0	0-0	4	0	4	0-0	0-0	2	1	3	0-0	0-0		
@Sea.	2	1	3	0-0	0-0	3	2	5	0-0	0-0	6	3	9	0-0	0-0		
T.B.	0	6	6	0-0	0-0	6	1	7	0-0	0-0	5	0	5	0-0	1-69†		
@K.C.	6	5	11	0-0	0-0	7	2	9	0-0	0-0	4	3	7	0-0	0-0		
@Cin.	4	1	9	0-0	0-0	6	2	8	0-0	0-0	5	0	5	0-0	1-0		
S.D.	4	0	4	0-0	0-0	6	1	7	0-0	0-0	3	1	4	0-0	0-0		
Balt.	4	1	5	0-0	0-0	7	1	8	0-0	0-0	5	1	6	0-0	1-12		
K.C.	9	3	12	0-0	0-0	4	2	6	0-0	0-0	5	0	5	0-0	1-0		
@Oak.	4	3	7	0-0	0-0	4	2	6	0-0	0-0	5	2	7	0-0	0-0		
Chicago	5	8	13	0-0	0-0	9	3	12	0-0	0-0	6	2	8	0-0	1-0		
@N. Eng.	5	0	5	0-0	0-0	2	3	5	0-0	1-11	3	2	5	0-0	0-0		
@Minn.	2	6	8	0-0	0-0	13	2	15	0-0	0-0	5	3	8	0-0	1-21		
Seattle	6	1	7	0-0	0-0	3	1	4	0-0	0-0	7	5	12	0-0	1-12		
@G.B.	5	4	9	0-0	0-0	6	1	7	0-0	1-0	4	1	5	0-0	1-14		
Oakland	5	3	8	0-0	0-0	4	1	5	0-0	1-0	6	0	6	0-0	1-0		
@S.D.	8	4	12	0-0	0-0	5	3	8	0-0	0-0	7	0	7	0-0	0-0		
Total	74	47	121	0-0	0-0	89	27	116	0-0	3-11	78	24	102	0-0	9-128		

BURNS						CADREZ						CROCKETT					
Game	UT	A	TT	S-Yds.	I-Yds.	UT	A	TT	S-Yds.	I-Yds.	UT	A	TT	S-Yds.	I-Yds.		
N.Y. Jets						1	0	1	0-0	0-0	5	0	5	1-8	0-0		
@Sea.											3	2	5	1-7	0-0		
T.B.						0	0	0	0-0	0-0	5	0	5	0-0	0-0		
@K.C.	0	0	0	0-0	0-0	0	0	0	0-0	0-0	6	1	7	1-4	0-0		
@Cin.						0	1	1	0-0	0-0	2	0	2	0-0	0-0		
S.D.	0	1	1	0-0	0-0	1	3	4	0-0	0-0	6	0	6	0-0	0-0		
Balt.	0	0	0	0-0	0-0	1	0	1	0-0	0-0	2	0	2	0-0	0-0		
K.C.						0	0	0	0-0	0-0	2	2	4	0-0	1-0		
@Oak.	0	0	0	0-0	0-0	1	1	2	0-0	0-0	2	1	3	1-10	0-0		
Chicago	0	1	1	0-0	0-0	0	1	1	0-0	0-0	2	1	3	0-0	0-0		
@N. Eng.						1	0	1	0-0	0-0	5	0	5	0-0	0-0		
@Minn.	0	0	0	0-0	0-0	0	0	0	0-0	0-0	4	1	5	0-0	0-0		
Seattle	1	1	2	0-0	0-0						2	1	3	0-0	0-0		
@G.B.	0	0	0	0-0	0-0	1	0	1	0-0	0-0	3	2	5	0-0	0-0		
Oakland						0	0	0	0-0	0-0	7	1	8	0-0	1-34		
@S.D.	1	0	1	0-0	0-0	1	2	3	0-0	0-0					Inactive—Injured		
Total	2	3	5	0-0	0-0	7	8	15	0-0	0-0	56	12	68	4-29	2-34		

GEATHERS						HAGER						HASSELBACH					
Game	UT	A	TT	S-Yds.	I-Yds.	UT	A	TT	S-Yds.	I-Yds.	UT	A	TT	S-Yds.	I-Yds.		
N.Y. Jets	1	0	1	1-9	0-0				Inactive		2	0	2	1-8	0-0		
@Sea.	1	0	1	0-0	0-0				Inactive		1	0	1	1-8	0-0		
T.B.	1	0	1	0-0	0-0				Inactive		1	0	1	0-0	0-0		
@K.C.	0	0	0	0-0	0-0				Inactive		0	0	0	0-0	0-0		
@Cin.	3	0	3	2-9	0-0				Inactive		0	0	0	0-0	0-0		
S.D.	1	2	3	1-8	0-0				Inactive		1	0	1	0-0	0-0		
Balt.	1	1	2	5-4	0-0				Inactive		0	0	0	0-0	0-0		
K.C.	0	0	0	0-0	0-0				Inactive		2	0	2	0-0	0-0		
@Oak.	1	0	1	0-0	0-0				Inactive		0	0	0	0-0	0-0		
Chicago	1	2	3	0-0	0-0				Special Teams Only		2	2	4	0-0	0-0		
@N. Eng.	0	0	0	0-0	0-0				Inactive		0	0	0	0-0	0-0		
@Minn.	0	0	0	0-0	0-0				Inactive		0	0	0	0-0	0-0		
Seattle	1	0	1	0-0	0-0				Inactive		1	0	1	0-0	0-0		
@G.B.	0	0	0	0-0	0-0				Inactive		1	1	2	0-0	0-0		
Oakland	2	0	2	5-4	0-0				Inactive		1	0	1	0-0	0-0		
@S.D.	0	0	0	0-0	0-0	0	0	0	0-0	0-0	2	0	2	0-0	0-0		
Total	13	5	18	5-34	0-0	0	0	0	0-0	0-0	14	3	17	2-16	0-0		

HAUCK						HILLIARD						JAMES					
Game	UT	A	TT	S-Yds.	I-Yds.	UT	A	TT	S-Yds.	I-Yds.	UT	A	TT	S-Yds.	I-Yds.		
N.Y. Jets	2	0	2	0-0	0-0	4	1	5	0-0	0-0	1	0	1	0-0	0-0		
@Sea.	2	0	2	0-0	0-0	4	0	4	0-0	0-0	0	0	0	0-0	0-0		
T.B.	Special Teams Only					1	0	1	0-0	0-0	Special Teams Only						
@K.C.	Special Teams Only					1	1	2	0-0	0-0	Special Teams Only						
@Cin.	Special Teams Only					0	0	0	0-0	0-0	Special Teams Only						
S.D.	2	1	3	0-0	0-0	2	1	3	0-0	0-0	0	0	0	0-0	0-0		
Balt.	2	0	2	0-0	0-0	3	0	3	0-0	0-0	2	0	2	0-0	0-0		
K.C.	Special Teams Only					Special Teams Only					2	0	2	0-0	0-0		
@Oak.	Special Teams Only					2	1	3	0-0	0-0	1	0	1	0-0	0-0		
Chicago	1	2	3	0-0	0-0	5	0	5	0-0	1-27	0	0	0	0-0	0-0		
@N. Eng.	Special Teams Only					Inactive-Injured					1	1	2	0-0	0-0		
@Minn.	0	0	0	0-0	0-0	Inactive-Injured					5	0	5	0-0	0-0		
Seattle	0	0	0	0-0	0-0	2	0	2	0-0	0-0	1	1	2	0-0	1-0		
@G.B.	0	3	3	0-0	0-0	Inactive-Injured					1	1	2	0-0	0-0		
Oakland	Special Teams Only					1	0	1	0-0	0-0	0	0	0	0-0	0-0		
@S.D.	1	0	1	0-0	0-0	1	0	1	0-0	0-0	3	2	5	0-0	1-15		
Total	10	6	16	0-0	0-0	26	4	30	0-0	1-27	17	5	22	0-0	2-15		

## 1996 GAME-BY-GAME STATISTICS — DEFENSE

JOHNSON						JONES, E.					JONES, R.				
Game	UT	A	TT	S-Yds.	I-Yds.	UT	A	TT	S-Yds.	I-Yds.	UT	A	TT	S-Yds.	I-Yds.
N.Y. Jets	0	0	0	0-0	0-0						1	1	2	0-0	0-0
@Sea.				Inactive—Injured					Inactive					Special Teams Only	
T.B.				Inactive—Injured					Inactive					Special Teams Only	
@K.C.				Inactive—Injured					Inactive					Special Teams Only	
@Cin.				Special Teams Only		1	0	1	0-0	0-0				Special Teams Only	
S.D.				Special Teams Only					Inactive					Special Teams Only	
Balt.				Special Teams Only					Inactive					Special Teams Only	
K.C.	2	0	2	0-0	0-0	0	0	0	0-0	0-0				Special Teams Only	
@Oak.				Special Teams Only			Special Teams Only							Special Teams Only	
Chicago				Special Teams Only					Inactive		0	0	0	0-0	0-0
@N. Eng.	3	0	3	0-0	0-0				Inactive					Special Teams Only	
@Minn.	0	0	0	0-0	0-0				Inactive		0	0	0	0-0	0-0
Seattle	1	0	1	0-0	0-0				Inactive		0	0	0	0-0	0-0
@G.B.	2	1	3	0-0	0-0	0	0	0	0-0	0-0				0-0	0-0
Oakland				Special Teams Only					Inactive		0	0	0	0-0	0-0
@S.D.	0	0	0	0-0	0-0	1	1	2	0-0	0-0	1	0	1	0-0	0-0
Total	8	1	9	0-0	0-0	2	1	3	0-0	0-0	2	1	3	0-0	0-0

LODISH						MOBLEY						PERRY					
Game	UT	A	TT	S-Yds.	I-Yds.	UT	A	TT	S-Yds.	I-Yds.	UT	A	TT	S-Yds.	I-Yds.		
N.Y. Jets	0	0	0	0-0	0-0	2	0	2	0-0	0-0	4	0	4	1.5-12.5	0-0		
@Sea	2	2	4	0.5-1.5	0-0	2	1	3	0-0	0-0	3	1	4	0.5-1.5	0-0		
T.B.	0	0	0	0-0	0-0	7	0	7	0-0	0-0	1	0	1	0-0	0-0		
@K.C.	0	1	1	0-0	0-0	5	4	9	0-0	0-0	3	0	3	1-7	0-0		
@Cin.	1	1	2	0-0	0-0	9	3	12	1-0	0-0	2	0	2	0-0	0-0		
S.D.	2	2	4	0-0	0-0	0	1	1	0-0	0-0	5	1	6	0-0	0-0		
Balt.	0	1	1	0-0	0-0	6	0	6	0-0	0-0	1	0	1	0-0	0-0		
K.C.	0	0	0	0-0	0-0	3	4	7	0-0	0-0	1	0	1	0-0	0-0		
@Oak.	1	1	2	0.5-4.5	0-0	3	1	4	0-0	0-0	0	0	0	0-0	0-0		
Chicago	3	1	4	0-0	0-0	5	2	7	0-0	0-0	2	1	3	0-0	0-0		
@N. Eng.	0	1	1	0-0	0-0	8	0	8	0-0	0-0	1	0	1	0-0	0-0		
@Minn.	1	0	1	0-0	0-0	8	1	9	0-0	1-8	1	3	4	0-0	0-0		
Seattle	1	0	1	0.5-2.5	0-0	2	2	4	0-0	0-0	1	0	1	0-0	0-0		
@G.B.	3	0	3	0-0	0-0	3	4	7	0.5-2	0-0	6	0	6	0.5-2	0-0		
Oakland	0	1	1	0-0	0-0	1	1	2	0-0	0-0	2	0	2	0-0	0-0		
@S.D.	5	0	5	0-0	0-0	3	2	5	0-0	0-0	Inactive—Injured						
Total	19	11	30	1.5-8.5	0-0	67	26	93	1.5-2	1-8	33	6	39	3.5-23	0-0		

ROBINSON		
----------	--	--



## 1996 GAME SUMMARIES — WEEK-BY-WEEK

# 1 DENVER 31, NEW YORK JETS 6

Sept. 1, 1996 • Mile High Stadium • Denver

Weather: Sunny, 90°, Wind SE 6 mph • Attendance: 70,595 • Time: 3:03

The Broncos started the 1996 regular season on the right foot with an impressive 31-6 victory over the visiting New York Jets before a sellout crowd of 70,595. It was Denver's second consecutive victory on opening day, and raised their all-time Week One record to 23-13-1, second only to the Dallas Cowboys for the best record on opening day in NFL history.

Denver wasted no time in taking control of this contest, scoring touchdowns on three of their first four possessions, including a 13-yard John Elway to Shannon Sharpe touchdown toss on Denver's initial possession of the season. Early in the second quarter, Elway hooked up with Ed McCaffrey from 39 yards out to open up a 14-0 advantage for the home team.

A Lionel Washington interception of Jets quarterback Neil O'Donnell set up Terrell Davis' one-yard plunge to make the score 21-0. Later in the quarter, Alfred Williams and Michael Dean Perry combined to sack O'Donnell and force a fumble that Perry recovered. On the next play, Anthony Miller ran it in from 26 yards out on a reverse to widen the margin to 28-0. A Jason Elam 28-yard field goal ended the Broncos' scoring for the day as they went to the locker room with a 31-0 advantage. The 24 second quarter points were the second-most in team history, and marked the seventh time in franchise history the Broncos have scored that many points in a quarter.

The Broncos slowed the pace in the second half and cruised home with their first victory over the Jets since 1993. The defense recorded nine sacks — second-most in team history — by a team-record eight different players, held the Jets to 188 total yards and just 72 yards through the air. The offense recorded 200 rushing yards for the second time in their last four regular season games, having done so against Seattle on Dec. 10, 1995 at Mile High Stadium. Elway, who completed 16 of 33 passes for 183 yards, two touchdowns and two interceptions, threw a touchdown for the 13th consecutive game, tying his own team record that he set from 1985-86. He also tied the team record for most games played in a Bronco uniform at 191, tying linebacker Tom Jackson. The victory was Denver's third consecutive over an AFC East foe.

The win improved the Broncos opening day record to 23-13-1, best in AFC history and second-best in NFL history, and also improved their home record since 1975 to 121-42-1, best in the NFL.

## OFFICIALS

Referee — Bernie Kukar (86); Umpire — John Keck (67); Line Judge — Charles Stewart (62); Side Judge — Don Carlsen (39); Head Linesman — Gary Slaughter (30); Back Judge — Paul Batz (22); Field Judge — Bill Leavy (127)

## STARTING LINEUPS

New York Jets				Denver Broncos			
Offense		Defense		Offense		Defense	
WR 81	J. Graham	LE 97	M. Washington	WR 83	A. Miller	LE 90	D. Williams
LT 69	H. Boatwain	LT 74	E. Howard	LT 65	G. Zimmerman	LT 97	M. Lodish
LG 64	H. Galbreath	RT 94	M. Brook	LG 69	M. Zimmer	RT 95	M. Perry
C 72	D. Alexander	RE 99	H. Douglas	C 66	T. Nalen	RE 91	A. Williams
RG 70	M. O'Dwyer	LLB 55	B. Houston	RG 75	B. Habib	WLB 51	J. Mobley
RT 82	R. Duffly	MLB 54	M. Jones	RT 76	B. Thompson	MLB 57	A. Aldridge
TE 88	K. Brady	FLB 57	M. Lewis	TE 84	S. Sharpe	SLB 53	B. Romanowski
WR 80	W. Chrebet	LCB 31	A. Glenn	WR 67	E. McCaffrey	LCB 39	R. Crockett
QB 14	N. O'Donnell	RCB 24	R. Mickens	QB 7	J. Elway	RCB 48	L. Washington
RB 29	A. Murrell	SS 21	V. Green	RB 30	T. Davis	FS 27	S. Atwater
FB 20	R. Anderson	FS 25	G. Jones	FB 29	A. Craver	SS 34	T. Braxton

## FIELD GOALS (made ( ) & missed)

		J. Elam (28)			
VISITOR	NEW YORK JETS	1	2	3	4
HOME	DENVER BRONCOS	0	0	0	0
		7	24	0	0

Team		Qtr	Clock Time	SCORING PLAY	SCORE Visitor Home
BRONCOS	1	7:57		S. Sharpe 13 yd. pass from J. Elway (J. Elam, kick) (7-78, 3:30)	0 7
BRONCOS	2	14:09		E. McCaffrey 39 yd. pass from J. Elway (J. Elam, kick) (6-63, 2:36)	0 14
BRONCOS	2	8:26		T. Davis 1 yd. run (J. Elam, kick) (11-64, 4:23)	0 21
BRONCOS	2	4:46		A. Miller 26 yd. run (J. Elam, kick) (11-26, 0:09)	0 28
BRONCOS	2	2:06		J. Elam 28 yd. Field Goal (6-1, 1:49)	0 31
JETS	4	2:07		W. Slaughter 13 yd. pass from F. Reich (2-pt. Att. Failed) (7-80, 2:43)	6 31

## FINAL BRONCOS DEFENSIVE STATISTICS

(Based on coaches' film review)

Player	UT	A	TT	PD	FR	FF	S-Yds	I-yds
B. Romanowski	7	1	8	3	0	0	1-0-2	0-0
R. Crockett	5	0	5	2	0	0	1-0-8	0-0
R. Hilliard	4	1	5	2	0	0	0-0	0-0
M. Perry	4	0	4	0	1	0	1.5-12.5	0-0
S. Atwater	4	0	4	0	0	0	0-0	0-0
A. Williams	3	1	4	0	0	2	1.5-12.5	0-0
T. Braxton	2	1	3	0	0	1	0-0	0-0
A. Aldridge	1	1	2	0	0	0	0-0	0-0
J. Mobley	2	0	2	0	0	0	0-0	0-0
D. Williams	2	0	2	0	1	0	1-0-3	0-0
H. Hasselbach	2	0	2	1	0	1	1-8	0-0
T. Hauck	2	0	2	0	0	0	0-0	0-0
L. Washington	2	0	2	0	0	0	0-0	0-0
R. Jones	1	1	2	1	0	0	0-0	1-(-6)
G. Cadrez	1	0	1	0	0	0	0-0	0-0
J. Geathers	1	0	1	0	0	0	1-9	0-0
M. Tanuvasa	1	0	1	0	1	0	1-6	0-0
T. James	1	0	1	0	0	0	0-0	0-0
M. Lodish	0	0	0	0	0	0	0-0	0-0
J. Robinson	0	0	0	0	0	0	0-0	0-0
D. Johnson	0	0	0	0	0	0	0-0	0-0
Team Totals	45	6	51	11	3	4	9.0-46	1-(-6)

## FINAL INDIVIDUAL STATISTICS

New York Jets										Denver Broncos																			
RUSHING	ATT	YDS	AVG	LG	TD	RUSHING	ATT	YDS	AVG	LG	TD	RUSHING	ATT	YDS	AVG	LG	TD	RUSHING	ATT	YDS	AVG	LG	TD						
A. Murrell	17	94	5.5	18	0	T. Davis	19	72	3.8	10	1	A. Craver	7	59	8.4	28	0	J. Elway	33	16	183	21	2						
R. Anderson	3	9	3.0	9	0	A. Craver	7	59	8.4	28	0	V. Hebron	7	39	5.6	23	0	B. Musgrave	1	0	0/0	0	0						
N. O'Donnell	3	7	2.3	5	0	V. Hebron	7	39	5.6	23	0	A. Miller	2	32	16.0	29	1	T. Kinchen	4	55	13.8	15	0						
R. Cobb	1	6	6.0	6	0	A. Miller	2	32	16.0	29	1	T. Davis	3	23	7.7	10	0	M. Sherrard	3	29	9.7	10	0						
F. Reich	1	0	0.0	0	0	B. Musgrave	2	-2	-1.0	-1	0	A. Miller	1	8	8	0	A. Miller	1	8	8	0	0							
Total	25	116	4.6	18	0	Total	37	200	5.4	28	2	A. Craver	1	7	7	0	A. Craver	1	7	7	0	0							
TKD/										TKD/																			
PASSING	ATT	CMP	YDS	TD	LG	INT	PASSING	ATT	CMP	YDS	TD	LG	INT	PASSING	ATT	CMP	YDS	TD	LG	INT	PASSING	ATT	CMP	YDS	TD	LG	INT		
N. O'Donnell	13	7	50	8/53	0	15	J. Elway	33	16	183	21/6	2	39	2	J. Elway	33	16	183	21/6	2	39	2	1	1	1	1			
F. Reich	12	4	83	1/8	1	50	B. Musgrave	1	0	0/0	0	0	0	B. Musgrave	1	0	0/0	0	0	0	B. Musgrave	1	0	0/0	0	0			
Total	25	11	133	9/61	1	50	Total	34	16	183	21/6	2	39	2	Total	34	16	183	21/6	2	39	2	1	1	1	1			
PASS RECEIVING										PASS RECEIVING										PASS RECEIVING									
W. Chrebet	NO	YDS	LONGEST	TD	W. Chrebet	NO	YDS	LONGEST	TD	E. McCaffrey	NO	YDS	LONGEST	TD	E. McCaffrey	NO	YDS	LONGEST	TD	E. McCaffrey	NO	YDS	LONGEST	TD					
W. Chrebet	4	20	7	0	W. Chrebet	4	20	7	0	E. McCaffrey	4	61	39	1	E. McCaffrey	4	61	39	1	E. McCaffrey	4	61	39	1					
W. Slaughter	3	30	13	1	W. Slaughter	3	30	13	1	S. Sharpe	4	55	21	1	S. Sharpe	4	55	21	1	S. Sharpe	4	55	21	1					
J. Graham	2	26	15	0	J. Graham	2	26	15	0	M. Sherrard	3	29	15	0	M. Sherrard	3	29	15	0	M. Sherrard	3	29	15	0					
K. Johnson	1	50	50	0	K. Johnson	1	50	50	0	T. Davis	3	23	10	0	T. Davis	3	23	10	0	T. Davis	3	23	10	0					
A. Van Dyke	1	7	7	0	A. Van Dyke	1	7	7	0	A. Miller	1	8	8	0	A. Miller	1	8	8	0	A. Miller	1	8	8	0					
Total	11	133	50	1	Total	11	133	50	1	Total	16	183	39	2	Total	16	183	39	2	Total	16	183	39	2					
INTERCEPTIONS										INTERCEPTIONS										INTERCEPTIONS									
B. Houston	NO	YDS	LONGEST	TD	B. Houston	NO	YDS	LONGEST	TD	L. Washington	NO	YDS	LONGEST	TD	L. Washington	NO	YDS	LONGEST	TD	L. Washington	NO	YDS	LONGEST	TD					
B. Houston	1	3	3	0	B. Houston	1	3	3	0	L. Washington	1	-6	0	0	L. Washington	1	-6	0	0	L. Washington	1	-6	0	0					
M. Spindler	1	-1	0	0	M. Spindler	1	-1	0	0	Total	1	-6	0	0	Total	1	-6	0	0	Total	1	-6	0	0					
Total	2	2	3	0	Total	2	2	3	0																				
PUNTING										PUNTING										PUNTING									
B. Hansen	NO	YDS	AVG	TB	IN20	LG	T. Rouen	NO	YDS	AVG	TB	IN20	LG	T. Rouen	NO	YDS	AVG	TB	IN20	LG	T. Rouen	NO	YDS	AVG	TB	IN20	LG		
B. Hansen	9	407	45.2	0	1	60	T. Rouen	7	315	45.0	1	1	56	T. Rouen	7	315	45.0	1	1	56	T. Rouen	7	315	45.0	1	1	56		
Total	9	407	45.2	0	1	60	Total	7	315	45.0	1	1	56	Total	7	315	45.0	1	1	56	Total	7	315	45.0	1	1	56		
PUNT RETURNS										PUNT RETURNS										PUNT RETURNS									
W. Chrebet	NO	FC	YDS	LG	TD	T. Kinchen	NO	FC	YDS	LG	TD	T. Kinchen	NO	FC	YDS	LG	TD	T. Kinchen	NO	FC	YDS	LG	TD						
W. Chrebet	3	2	11	6	0	T. Kinchen	6	1	70	21	0	T. Kinchen	6	1	70	21	0	T. Kinchen	6	1	70	21	0						
(DOWNED)	1	0	0	0	0	(OUT OF BOUNDS)	2	0	0	0	0	(OUT OF BOUNDS)	2	0	0	0	0	(OUT OF BOUNDS)	2	0	0	0	0						
(TOUCHBACK)	1	0	0	0	0	Returns	6	70	21	0	Returns	6	70	21	0	Returns	6	70	21	0	Returns	6	70	21	0				
Returns	3	11	6	0	Returns	6	70	21	0	Returns	6	70	21	0	Returns	6	70	21	0	Returns	6	70	21	0					
KICKOFF RTNS										KICKOFF RTNS										KICKOFF RTNS									
R. Carpenter	NO	FC	YDS	LG	TD	V. Hebron	NO	FC	YDS	LG	TD	V. Hebron	NO	FC	YDS	LG	TD	V. Hebron	NO	FC	YDS	LG	TD						
R. Carpenter	3	0	54	20	0	V. Hebron	1	0	0	0	0	V. Hebron	1	0	0	0	0	V. Hebron	1	0	0	0	0						
(TOUCHBACK)	3	0	0	0	0	(TOUCHBACK)	1	0	0	0	0	(TOUCHBACK)	1	0	0	0	0	(TOUCHBACK)	1	0	0	0	0						
Returns	3	54	20	0	Returns	1	12	12	0	Returns	1	12	12	0	Returns	1	12	12	0	Returns	1	12	12	0					
New York Jets										Denver Broncos										Denver Broncos									
FUMBLES	FUM	OWN-REC	YDS	TD	FORCED	OPP-REC	YDS	TD	OUT-BDS	FUMBLES	FUM	OWN-REC	YDS	TD	FORCED	OPP-REC	YDS	TD	OUT-BDS	FUMBLES	FUM	OWN-REC	YDS	TD	FORCED	OPP-REC	YDS	TD	OUT-BDS
N. O'Donnell	2	0	0	0	0	0	0	0	0	N. O'Donnell	2	0	0	0	0	0	0	0	0	N. O'Donnell	2	0	0	0	0	0	0	0	
A. Murrell	1	0	0	0	0	0	0	0	0	A. Murrell	1	0	0	0	0	0	0	0	0	A. Murrell	1	0	0	0	0	0	0	0	
H. Douglas	0	0	0	0	0	0	0	0	0	H. Douglas	0	0	0	0	0	0	0	0	0	H. Douglas	0	0	0	0	0	0	0	0	
M. Spindler	0	0	0	0	0	0	0	0	0	M. Spindler	0	0	0	0	0	0	0	0	0	M. Spindler	0	0	0	0	0	0	0	0	
F. Reich	1	0	-14	0	0	0	0	0	0	F. Reich	1	0	-14	0	0	0	0	0	0	F. Reich	1	0	-14	0	0	0	0	0	
Total	4	0	-14	0	1	1	0	0	0	Total	4	0	-14	0	1	1	0	0	0	Total	4	0	-14	0	1	1	0	0	
Denver Broncos										Denver Broncos										Denver Broncos									
FUMBLES	FUM	OWN-REC	YDS	TD	FORCED	OPP-REC	YDS	TD	OUT-BDS	FUMBLES	FUM	OWN-REC	YDS	TD	FORCED	OPP-REC	YDS	TD	OUT-BDS	FUMBLES	FUM	OWN-REC	YDS	TD	FORCED	OPP-REC	YDS	TD	OUT-BDS
M. Perry	0	0	0	0	0	1	0	0	0	M. Perry	0	0	0	0	0	1	0	0	0	M. Perry	0	0	0	0	0	1	0	0	
H. Hasselboach	0	0	0	0	0	0	0	0	0	H. Hasselboach	0	0	0	0	0	0	0	0	0	H. Hasselboach	0	0	0	0	0	0	0	0	
M. Tanigawa	0	0	0	0	0	0	0	0	0	M. Tanigawa	0	0	0	0	0	0	0	0	0	M. Tanigawa	0	0	0	0	0	0	0	0	
T. Kinchen	1	0	0	0	0	0	0	0	0	T. Kinchen	1	0	0	0	0	0	0	0	0	T. Kinchen	1	0	0	0	0	0	0	0	
T. Braxton	0	0	0	0	0	0	0	0	0	T. Braxton	0	0	0	0	0	0	0	0	0	T. Braxton	0	0	0	0	0	0	0	0	
D. Williams	0	0	0	0	0	0	0	0	0	D. Williams	0	0	0	0	0	0	0	0	0	D. Williams	0	0	0	0	0	0	0	0	
J. Elway	1	0	0	0	0	0	0	0	0	J. Elway	1	0	0	0	0	0	0	0	0	J. Elway	1	0	0	0	0	0	0	0	
Total	2	1	0	0	0	3	3	0	0	Total	2	1	0	0	0	3	3	0	0	Total	2	1	0	0	0	3	3	0	

# 2

## DENVER 30, SEATTLE 20

Sept. 8, 1996 • Kingdome • Seattle, Wash.

Weather: Indoors • Attendance: 43,671 • Time: 3:04

The Broncos improved to 2-0 for the first time since 1993 with a convincing 30-20 road victory over the Seattle Seahawks before 43,671 at the Kingdome.

It was another excellent day for the Broncos defense, but it was a record-setting day for Broncos quarterback John Elway. He surpassed Ring of Fame linebacker Tom Jackson on the team's all-time games played list with his 192nd appearance in a Denver uniform. He also broke his own team record by throwing a touchdown pass for the 14th consecutive game.

Elway and the Broncos took the opening kickoff 80 yards down the field in 15 plays, but had to settle for the shortest field of Jason Elam's career (18 yards) and a 3-0 lead. Two field goals by Seattle gave the Seahawks their only lead of the game at 6-3. Then the Denver offense finally got into high gear.

Elway needed only 2:47 to take the offense 84 yards in five plays, capping the drive with a 39-yard touchdown toss on a dump pass to fullback Aaron Craver. It was the longest reception of Craver's career and gave Denver a 10-6 advantage. Another Elam field goal right before the half was set up when linebacker Bill Romanowski recovered a fumble that resulted from blitzing cornerback Ray Crockett's sack of Seahawks quarterback Rick Mirer. Romanowski also had an interception in the second quarter.

An 88-yard punt return for a touchdown by Joey Galloway of the Seahawks tied the score at 13 midway through the third quarter, but then Elway led Denver on another impressive scoring drive, this one for 12 plays and 60 yards, capped by a seven-yard toss to wide receiver Anthony Miller to give Denver a 20-13 lead they would never relinquish.

Seattle put up a late charge to get back in the game, but Denver's ground game — which totalled over 175 yards for the second consecutive week — marched the Broncos down the field 52 yards in six plays, capped by Elway's one-yard plunge to make the final score 30-20. The Denver defense held Seattle to one rushing first down and only 211 total yards for the game. They also totalled three sacks, giving the team 12 after two games, most in the NFL.

### OFFICIALS

Referee — Ed Hochuli (85); Umpire — Neil Gerber (50); Line Judge — Bruce Maurer (38); Side Judge — Laird Hayes (125); Head Linesman — George Hayward (54); Back Judge — Jim Daopoulos (75); Field Judge — Ron Spiller (113)

### STARTING LINEUPS

Denver Broncos				Seattle Seahawks			
Offense		Defense		Offense		Defense	
WR 83 A. Miller	LE 90 D. Williams	WR 84 J. Galloway	LE 70 M. Sinclair	LT 85 G. Zimmerman	LT 74 J. Atkins	LT 98 S. Adams	LT 98 S. Adams
LG 69 M. Schlereth	RT 95 M. Perry	LG 66 P. Kendall	RT 96 C. Kennedy	RE 91 A. Williams	C 52 K. Mawae	RE 94 A. Edwards	RE 94 A. Edwards
C 66 T. Nalen	RE 91 A. Williams	RB 77 D. Graham	SLB 54 M. Barber	RG 75 B. Habb	WLB 57 A. Aldridge	MLB 95 D. Wells	MLB 95 D. Wells
RT 76 B. Thompson	MLB 57 A. Aldridge	TE 86 C. Fauria	WLB 55 W. Moss	TE 84 S. Sharpe	SLB 33 B. Romanowski	LCB 26 C. Gray	LCB 26 C. Gray
WR 87 E. McCaffrey	LCB 39 R. Crockett	QB 3 R. Mirer	RCB 30 C. Harris	QB 7 J. Elway	RCB 48 L. Washington	SS 25 R. Blackmon	SS 25 R. Blackmon
QB 7 J. Elway	RCB 48 L. Washington	FS 27 S. Atwater	RB 42 C. Warren	FB 30 T. Davis	FS 27 S. Atwater	FB 33 D. Williams	FB 33 D. Williams
FB 29 A. Craver	SS 34 T. Braxton						

### FIELD GOALS (made ( ) & missed)

J. Elam	(18) (28) (33)	T. Peterson			(27) (40)		
		1	2	3	4	OT	TOTAL
VISITOR	Denver Broncos	3	10	7	10	—	30
HOME	Seattle Seahawks	3	3	7	7	—	20

Team		Qtr	Clock	Time	SCORING PLAY		SCORE	
						Visitor		Home
BRONCOS	1	7:08	J. Elam	18 yd. Field Goal (15-80, 7:53)		3	0	
SEAHAWKS	1	0:30	T. Peterson	27 yd. Field Goal (12-52, 6:38)		3	3	
SEAHAWKS	2	8:16	T. Peterson	40 yd. Field Goal (5-11, 2:27)		3	6	
BRONCOS	2	5:29	A. Craver	39 yd. pass from J. Elway (J. Elam, kick) (5-84, 2:47)		10	6	
BRONCOS	2	0:10	J. Elam	28 yd. Field Goal (6-20, 1:27)		13	6	
SEAHAWKS	3	7:10	J. Galloway	88 yd. punt return (T. Peterson, kick)		13	13	
BRONCOS	3	1:08	A. Miller	7 yd. pass from J. Elway (J. Elam, kick) (12-60, 6:04)		20	13	
BRONCOS	4	10:32	J. Elam	33 yd. Field Goal (6-22, 3:22)		23	13	
SEAHAWKS	4	4:14	C. Fauria	23 yd. pass from J. Friesz (T. Peterson, kick) (6-85, 1:38)		23	20	
BRONCOS	4	2:00	J. Elway	1 yd. run (J. Elam, kick) (6-52, 2:14)		30	20	

### FINAL BRONCOS DEFENSIVE STATISTICS

(Based on coaches' film review)

Player	UT	A	TT	PD	FR	FF	S-Yds	I-yds
B. Romanowski	8	2	10	1	2	0	0-0	1-1
T. Braxton	6	3	9	0	0	0	0-0	0-0
S. Atwater	3	2	5	0	0	0	0-0	0-0
R. Crockett	3	2	5	0	0	1	1-7	0-0
R. Hilliard	4	0	4	0	0	0	0-0	0-0
M. Perry	3	1	4	0	0	0	0.5-1.5	0-0
M. Lodish	2	2	4	0	0	0	0.5-1.5	0-0
L. Washington	3	0	3	0	0	0	0-0	0-0
A. Aldridge	2	1	3	0	0	0	0-0	0-0
J. Mobley	2	1	3	0	0	0	0-0	0-0
T. Hauck	2	0	2	0	0	0	0-0	0-0
A. Williams	1	0	1	1	0	0	0-0	0-0
H. Hasselbach	1	0	1	1	0	1	1.0-8	0-0
J. Geathers	1	0	1	0	0	0	0-0	0-0
M. Tanuvasa	1	0	1	0	0	0	0-0	0-0
D. Williams	0	0	0	0	0	0	0-0	0-0
T. James	0	0	0	0	0	0	0-0	0-0
<b>Team Totals</b>	<b>42</b>	<b>14</b>	<b>56</b>	<b>3</b>	<b>2</b>	<b>2</b>	<b>3.0-18</b>	<b>1-1</b>

### FINAL INDIVIDUAL STATISTICS

Denver Broncos							Seattle Seahawks						
RUSHING	ATT	YDS	AVG	LG	TD		RUSHING	ATT	YDS	AVG	LG	TD	
T. Davis	28	111	4.0	17	0		C. Warren	14	35	2.5	11		
A. Craver	9	47	5.2	16	0		J. Friesz	2	3	1.5	3		
J. Elway	3	22	7.3	22	1		R. Mirer	2	2	1.0	3		
Total	40	180	4.5	22	1		M. Strong	1	-1	-1.0	-1		
Total	40	180	4.5	22	1		Total	19	39	2.1	11		
PASSING							TKD/						
ATT	CMP	YDS	YD/TD	LG	IN		PASSING	ATT	CMP	YDS	YD/TD	LG	IN
J. Elway	28	18	209	5/15	2	39t	J. Friesz	19	11	137	1/8	1	37
Total	28	18	209	5/15	2	39t	R. Mirer	11	7	53	2/10	0	16
Total	28	18	209	5/15	2	39t	Total	30	18	190	3/18	1	37
PASS RECEIVING							TKD/						
NO	YDS	LONGEST	TD				PASS RECEIVING	NO	YDS	LONGEST	TD		
A. Miller	4	49	21	1			B. Blades	4	57	37			
A. Craver	4	45	39t	1			C. Fauria	4	53	23t			
S. Sharpe	3	40	19	0			J. Galloway	3	42	19			
T. Davis	3	37	13	0			M. Pritchard	3	26	13			
E. McCaffrey	3	26	11	0			C. Warren	3	11	9			
M. Sherrard	1	12	12	0			M. Strong	1	1	1			
Total	18	209	39t	2			Total	18	190	37			
INTERCEPTIONS							TKD/						
NO	YDS	LONGEST	TD				INTERCEPTIONS	NO	YDS	LONGEST	TD		
B. Romanowski	1	1	1	0			Total	0	0	0	0		
Total	1	1	1	0			Total	0	0	0	0		
PUNTING							TKD/						
NO	YDS	AVG	FB	IN20	LG		PUNTING	NO	YDS	AVG	FB	IN20	LG
T. Rouse	5	176	35.2	0	1	45	R. Tuten	4	211	52.8	1	0	5
Total	5	176	35.2	0	1	45	Total	4	211	52.8	1	0	5
PUNT RETURNS							TKD/						
NO	FC	YDS	LG	TD			PUNT RETURNS	NO	FC	YDS	LG	TD	
T. Kinchen	3	0	40	17	0		J. Galloway	2	1	88	88t		
(TOUCHBACK)	1	0	0	0	0		(DOWNED)	1	0	0	0		
Returns	3		40	17	0		(OUT OF BOUND)	1	0	0	0		
KICKOFF RTNS	NO	FC	YDS	LG	TD		Returns	2		88	88t		
(OUT OF BOUNDS)	4	0	84	40	0		KICKOFF RTNS	NO	FC	YDS	LG	TD	
Returns	4		84	40	0		(OUT OF BOUNDS)	5	0	137	39		
							R. Brown	2	0	19	11		
							Returns	7		156	39		
Denver Broncos FUMBLES							TKD/						
FUM	OWN-REC	YDS	TD	FORCED	OPP-REC	YDS	TD	OUT-BO					
J. Elway	1	0	0	0	0	0	0	0					
V. Hebron	1	1	0	0	0	0	0	0					
R. Crockett	0	0	0	0	0	0	0	0					
B. Romanowski	0	0	0	0	0	0	0	0					
H. Hasselbach	0	0	0	0	0	0	0	0					
Total	2	1	0	0	0	0	2	0					
Seattle Seahawks FUMBLES							TKD/						
FUM	OWN-REC	YDS	TD	FORCED	OPP-REC	YDS	TD	OUT-BO					
M. Sinclair	0	0	0	0	0	0	0	0					
D. Wells	0	0	0	0	0	0	0	0					
J. Kyle	0	0	0	0	0	0	0	0					
R. Mirer	1	0	0	0	0	0	0	0					
B. Blades	1	0	0	0	0	0	0	0					
J. Friesz	2	0	0	0	0	0	0	0					
J. Atkins	0	1	0	0	0	0	0	0					
Total	4	1	0	0	0	0	2	1					

### FINAL TEAM STATISTICS

		VISITOR BRONCOS	HOME SEAHAWKS
TOTAL FIRST DOWNS		22	11
By Rushing		11	5
By Passing		11	5
By Penalty		0	1
THIRD DOWN EFFICIENCY		5-15-40%	3-11-27%
FOURTH DOWN EFFICIENCY		1-1-100%	0-1-0%
TOTAL NET YARDS		374	211
Total Offensive Plays (inc. times thrown passing)		73	53
Average gain per offensive play		5.1	4.0
NET YARDS RUSHING		180	39
Total Rushing Plays		40	11
Average gain per rushing play		4.5	3.5
NET YARDS PASSING		194	172
Times thrown — yards lost attempting to pass		5-15	3-11
Gross yards passing		209	191
PASS ATTEMPTS-COMPLETIONS-HAD INTERCEPTED		28-18-0	30-18-5
Average gain per pass play (inc. # thrown passing)		5.9	5.1
KICKOFFS Number-In End Zone-Touchbacks		7-1-0	5-1-0
PUNTS Number and Average		5-35.2	4-52.8
Had Blocked		0	0
FGs — PATs Had Blocked		0-0	0-0
TOTAL RETURN YARDAGE (Not Including Kickoffs)		41	81
No. and Yards Punt Returns		3-40	2-88
No. and Yards Kickoff Returns		4-84	7-155
No. and Yards Interception Returns		1-1	0-0
PENALTIES Number and Yards		3-19	8-51
FUMBLES Number and Lost		2-1	4-1
TOUCHDOWNS		3	3
Rushing		1	1
Passing		2	2
Punt Returns		0	0
EXTRA POINTS Made-Attempts		3-3	2-2
Kicking Made-Attempts		3-3	2-2
FIELD GOALS Made-Attempts		3-3	2-2
SAFETIES		0	0
FINAL SCORE		30	20
TIME OF POSSESSION		36:44	23:16



# 3 DENVER 27, TAMPA BAY 23

Sept. 15, 1996 • Mile High Stadium • Denver

Weather: Sunny, 70°, Wind N 8 mph • Attendance: 71,535 • Time: 3:05

Beneath the bright lights at Mile High Stadium and a crowd of 71,535 — as well as a TNT national television audience — the Broncos showed great resolve and determination in defeating the Tampa Bay Buccaneers 27-23. The victory moved the Broncos' record to 3-0 for the first time since the 1989 season, a season that ended in Denver's last Super Bowl visit.

It became apparent in the first quarter that the winless Bucs were going to give Denver all they could handle. The Broncos' only score of the quarter came on Tyrone Braxton's 69-yard interception return for a touchdown, the longest return of his career. After each team exchanged field goals, the Bucs scored their first touchdown of the 1996 season on an eight-yard scamper by Reggie Brooks to tie the game at 10. They added a Michael Husted field goal from 35 yards out to take a 13-10 advantage to the locker room.

The Broncos came out smoking in the second half, scoring 10 points on their first two possessions, including a 17-yard John Elway-to-Anthony Miller connection that put Denver up 20-13. However, the Bucs immediately answered with a 40-yard Trent Miller-to-Alvin Harper bomb that evened things once again.

The Bucs took the lead on another Husted field goal of 28 yards, but then Elway led the Broncos on a methodical 14-play, 80-yard drive that culminated with a three-yard touchdown run by Terrell Davis with 3:32 remaining to give Denver a 27-23 lead they would never relinquish, thanks to a timely sack, forced fumble and fumble recovery by Alfred Williams on Tampa Bay's next possession.

The fourth-quarter game-winning drive was the 38th of Elway's career, the most in NFL history. He also surpassed the 45,000-yard mark in total offense in the game, as well as 6,000 pass attempts. Miller became the 49th player in NFL history to catch 500 passes and Davis — who finished with 137 yards on 22 carries and a touchdown despite missing a quarter-and-a-half due to a migraine headache — recorded the fifth 100-yard game of his career. Williams received AFC Defensive Player of the Week honors for his four-tackle, two-sack, one-forced fumble performance.

## OFFICIALS

Referee — Ron Blum (7); Umpire — Bob Wagner (100); Line Judge — Dale Crenn (51); Side Judge — Howard Slavin (29); Head Linesman — Bob McGrath (35); Back Judge — Al Jury (106); Field Judge — Kirk Dornan (6)

## STARTING LINEUPS

### Tampa Bay Buccaneers

Offense	Defense
WR 80 A. Harper	LE 75 E. Curry
LT 70 J. Odom	LT 77 B. Culpepper
LG 60 J. Pyne	RT 97 T. Jackson
C 61 T. Mayberry	RE 73 R. Upshaw
RG 62 I. Beckles	LLB 51 L. Marts
RT 79 D. Riesenber	MLB 56 H. Nickerson
TE 61 J. Harris	RLB 55 D. Brooks
WR 85 C. Hawkins	LCB 35 M. Mayhew
QB 12 T. Diller	RCB 39 C. Dimry
TE 83 D. Moore	SS 47 J. Lynch
FB 40 M. Alstott	FS 25 M. Johnson

### Denver Broncos

Offense	Defense
WR 83 A. Miller	LE 90 D. Williams
LT 65 G. Zimmerman	LT 97 M. Lodi
LG 69 M. Schlereth	RT 95 M. Perry
C 66 T. Nalen	RE 91 A. Williams
RG 75 B. Habib	WLB 51 J. Mobley
RT 76 B. Thompson	MLB 57 A. Aldridge
TE 64 S. Sharpe	SLB 53 B. Romanowski
WR 87 E. McCaffrey	LCB 39 R. Crockett
QB 7 J. Elway	RCB 48 L. Washington
HB 30 T. Davis	FS 27 S. Atwater
FB 29 A. Craver	SS 34 T. Braxton

## FIELD GOALS (made ( ) & missed)

Visitor	Home	1	2	3	4	OT	TOTAL
Tampa Bay Buccaneers	Denver Broncos	3	10	7	3	—	23
		7	3	10	7	—	27

Team	Qtr	Clock	Time	SCORING PLAY	SCORE
BRONCOS	1	3:32		T. Braxton 67 yd. interception return (J. Elam, kick)	0 7
BUCCAN	1	1:22		M. Husted 24 yd. Field Goal (5-37, 2:10)	3 7
BRONCOS	2	8:53		J. Elam 45 yd. Field Goal (14-47, 6:29)	3 10
BUCCAN	2	5:00		R. Brooks 8 yd. run (M. Husted, kick) (8-79, 4:53)	10 10
BUCCAN	2	0:03		M. Husted 35 yd. Field Goal (8-54, 1:03)	13 10
BRONCOS	3	8:34		J. Elam 20 yd. Field Goal (11-62, 5:21)	13 13
BRONCOS	3	3:18		A. Miller 17 yd. pass from J. Elway (J. Elam, kick) (6-52, 3:20)	13 20
BUCCAN	3	1:57		A. Harper 40 yd. pass from T. Diller (M. Husted, kick) (4-83, 1:21)	20 20
BUCCAN	4	11:43		M. Husted 28 yd. Field Goal (5-37, 2:35)	23 20
BRONCOS	4	3:32		T. Davis 3 yd. run (J. Elam, kick) (14-80, 8:11)	23 27

## FINAL BRONCOS DEFENSIVE STATISTICS

(Based on coaches' film review)

Player	UT	A	TT	PD	FR	FF	S-Yds	I-yds
B. Romanowski	4	5	9	1	0	0	0-0	0-0
J. Mobley	7	0	7	1	0	0	0-0	0-0
S. Atwater	6	1	7	2	0	0	0-0	0-0
A. Aldridge	0	6	6	3	0	0	0-0	0-0
T. Braxton	5	0	5	2	0	1	0-0	1-69†
R. Crockett	5	0	5	0	0	0	0-0	0-0
L. Washington	3	1	4	0	0	0	0-0	0-0
A. Williams	3	0	3	0	1	2	2-0-14	0-0
R. Hilliard	1	0	1	0	0	0	0-0	0-0
M. Perry	1	0	1	0	0	0	0-0	0-0
H. Hasselbach	1	0	1	0	0	0	0-0	0-0
J. Geathers	1	0	1	0	0	0	0-0	0-0
G. Cadrez	0	0	0	0	0	0	0-0	0-0
M. Lodi	0	0	0	0	0	0	0-0	0-0
M. Tanuvasa	0	0	0	0	0	0	0-0	0-0
D. Williams	0	0	0	0	0	0	0-0	0-0
<b>Team Totals</b>	<b>37</b>	<b>13</b>	<b>50</b>	<b>9</b>	<b>1</b>	<b>3</b>	<b>2-0-14</b>	<b>1-69†</b>

## FINAL INDIVIDUAL STATISTICS

Tampa Bay Buccaneers						
RUSHING	ATT	YDS	AVG	LG	TD	
R. Brooks	15	114	7.6	56	1	
T. Diller	2	14	7.0	11	0	
M. Alstott	2	3	1.5	3	0	
L. Thompson	2	3	1.5	3	0	
C. Hawkins	1	-13	-13.0	-13	0	
<b>Total</b>	<b>22</b>	<b>121</b>	<b>5.5</b>	<b>56</b>	<b>1</b>	

TKD/						
PASSING	ATT	CMP	YDS	YD/TD	LG	IN
T. Diller	30	12	200	2/14	1	40†
<b>Total</b>	<b>30</b>	<b>12</b>	<b>200</b>	<b>2/14</b>	<b>1</b>	<b>40†</b>

PASS RECEIVING						
	NO	YDS	LONGEST	TD		
J. Harris	5	96	36	0		
A. Harper	2	77	40†	1		
M. Alstott	2	20	10	0		
C. Hawkins	1	6	6	0		
J. Ellison	1	3	3	0		
R. Brooks	1	-2	-2	0		
<b>Total</b>	<b>12</b>	<b>200</b>	<b>40</b>	<b>1</b>		

INTERCEPTIONS						
	NO	YDS	LONGEST	TD		
D. Brooks	1	6	6	0		
D. Abraham	1	1	1	0		
<b>Total</b>	<b>2</b>	<b>7</b>	<b>6</b>	<b>0</b>		

PUNTING						
	NO	YDS	AVG	TB	IN20	LG
T. Barnhardt	5	206	41.2	0	0	48
<b>Total</b>	<b>5</b>	<b>206</b>	<b>41.2</b>	<b>0</b>	<b>0</b>	<b>48</b>

PUNT RETURNS						
	NO	FC	YDS	LG	TD	
N. Silvan	2	1	2	7	0	
<b>Returns</b>	<b>2</b>	<b>1</b>	<b>2</b>	<b>7</b>	<b>0</b>	

KICKOFF RTNS						
	NO	FC	YDS	LG	TD	
N. Silvan	5	0	150	54	0	
(TOUCHBACK)	1	0	0	0	0	
<b>Returns</b>	<b>5</b>	<b>0</b>	<b>150</b>	<b>54</b>	<b>0</b>	

Tampa Bay Buccaneers FUMBLES						
	FUM	OWN-REC	YDS	TD	FORCED	OPP-REC
N. Nickerson	0	0	0	0	1	0
C. Dimry	0	0	0	0	0	1
M. Alstott	0	0	0	0	0	0
C. Hawkins	1	0	0	0	0	0
T. Diller	1	0	0	0	0	0
<b>Total</b>	<b>3</b>	<b>0</b>	<b>0</b>	<b>0</b>	<b>1</b>	<b>1</b>

Denver Broncos FUMBLES						
	FUM	OWN-REC	YDS	TD	FORCED	OPP-REC
T. Davis	2	1	0	0	0	0
T. Braxton	0	0	0	0	1	0
T. Kinchen	1	0	0	0	0	0
A. Williams	1	0	0	0	2	1
<b>Total</b>	<b>3</b>	<b>1</b>	<b>0</b>	<b>0</b>	<b>3</b>	<b>1</b>

## FINAL TEAM STATISTICS

		VISITOR BUCCANEERS	HOME BRONCOS
TOTAL FIRST DOWNS		15	20
By Rushing		9	13
By Passing		3	6
By Penalty		3	1
THIRD DOWN EFFICIENCY		3-12-25%	11-17-65%
FOURTH DOWN EFFICIENCY		1-1-100%	0-0-0%
TOTAL NET YARDS		307	374
Total Offensive Plays (inc. times thrown passing)		54	73
Average gain per offensive play		5.7	5.1
NET YARDS RUSHING		121	194
Total Rushing Plays		22	39
Average gain per rushing play		5.5	5.0
NET YARDS PASSING		186	180
Times thrown — yards lost attempting to pass		2-14	0-0
Gross yards passing		200	180
PASS ATTEMPTS-COMPLETIONS-HAD INTERCEPTED		30-12-1	34-25-2
Average gain per pass play (inc. # thrown passing)		5.6	5.3
KICKOFFS Number-In End Zone-Touchbacks		6-5-3	6-4-1
PUNTS Number and Average		5-41.2	3-48.7
Had Blocked		0	0
FGs — PATs Had Blocked		0-0	0-0
TOTAL RETURN YARDAGE (Not Including Kickoffs)		9	75
No. and Yards Punt Returns		2-2	4-6
No. and Yards Kickoff Returns		5-150	3-76
No. and Yards Interception Returns		2-7	1-69
PENALTIES Number and Yards		8-52	8-96
FUMBLES Number and Lost		3-1	3-1
TOUCHDOWNS		2	3
Rushing		1	1
Passing		1	1
Interceptions		0	1
EXTRA POINTS Made-Attempts		2-2	3-3
Kicking Made-Attempts		2-2	3-3
FIELD GOALS Made-Attempts		3-3	2-2
SAFETIES		0	0
FINAL SCORE		23	27
TIME OF POSSESSION		24:06	35:54

# 4 KANSAS CITY 17, DENVER 14

Sept. 22, 1996 • Arrowhead Stadium • Kansas City, Mo.

Weather: Sunny, 75°, Wind SW 7 mph • Attendance: 79,439 • Time: 3:00

The Broncos suffered their first loss of the 1996 season in a 17-14 defensive struggle at Kansas City in front of 79,439. The loss dropped Denver out of a first place tie with the Chiefs and into a second place tie with the San Diego Chargers in the AFC West. It also snapped the team's four-game winning streak, dating back to the last game of the 1995 season.

The day began on a positive note for the Broncos, as they took the opening kickoff and drove 74 yards in 14 plays, with Terrell Davis' first of two touchdown runs on the day putting Denver up 7-0. Later in the first quarter, a John Elway interception led to the Chiefs' first score, a 37-yard field goal by Pete Stoyanovich.

In the second stanza, Kansas City took the lead on an eight-yard touchdown pass from Steve Bono to Danan Hughes, 10-7. However, two possessions later, the Broncos forged back in front on Davis' career-best 65-yard touchdown scamper right through the middle of the Chiefs' defense.

The second half produced only one score — a two-yard run by Marcus Allen with 4:09 remaining in the game to give Kansas City a 17-14 lead. The Broncos had one more chance to tie or take the lead, but Elway was intercepted by Dale Carter on Denver's next possession and the Chiefs proceeded to run out the clock.

In defeat, Davis racked up his third consecutive 100-yard rushing performance, the first time since 1990 (Bobby Humphrey) that a Bronco runner had accomplished this feat. Elway (14-30, 156 yards, two interceptions) also surpassed Joe Montana to move into fourth place on the all-time completions list. Allen tied Jim Brown for second place on the all-time list for rushing touchdowns with the 106th of his career.

## OFFICIALS

Referee — Red Gashion (43); Umpire — Al Conway (27); Line Judge — Bill Spykma (12); Side Judge — Nate Jones (97); Head Linesman — Sid Semon (109); Back Judge — Jim Saracino (58); Field Judge — Bill Schmitz (122)

## STARTING LINEUPS

Denver Broncos				Kansas City Chiefs			
Offense		Defense		Offense		Defense	
WR 83 A. Miller	LE 91 A. Williams	SE 81 C. Penn	LE 90 N. Smith	LT 76 J. Alt	LT 75 J. Phillips	LT 76 J. Alt	LT 75 J. Phillips
LT 65 G. Zimmerman	LT 97 M. Lodish	RT 95 M. Perry	RT 97 D. Salaumua	LG 79 D. Szott	RE 99 V. Booker	LG 79 D. Szott	RE 99 V. Booker
LG 69 M. Schlereth	RE 90 D. Williams	WLB 51 J. Mobley	LLB 58 D. Thomas	C 61 T. Grunhard	MLB 54 T. Simian	C 61 T. Grunhard	MLB 54 T. Simian
C 86 T. Nalen	WLB 51 J. Mobley	MLB 57 A. Aldridge	TE 85 R. Johnson	RG 68 W. Shields	LCB 34 D. Cartair	RG 68 W. Shields	LCB 34 D. Cartair
RG 75 B. Habis	MLB 57 A. Aldridge	SLB 53 B. Romanowski	QB 13 S. Bono	RT 66 R. Siglar	RCB 40 J. Hasly	RT 66 R. Siglar	RCB 40 J. Hasly
RT 76 B. Thompson	SLB 53 B. Romanowski	LCB 39 R. Crockett	FL 83 D. Hughes	TE 85 R. Johnson	QB 13 S. Bono	TE 85 R. Johnson	QB 13 S. Bono
TE 84 S. Sharpe	LCB 39 R. Crockett	RCB 48 L. Washington	QB 13 S. Bono	RB 32 M. Allen	FS 25 M. Collins	RB 32 M. Allen	FS 25 M. Collins
WR 87 E. McCaffrey	RCB 48 L. Washington	FS 27 S. Atwater	RB 32 M. Allen	SS 29 B. Washington		SS 29 B. Washington	
QB 7 J. Elway	FS 27 S. Atwater	SS 34 T. Braxton	SS 29 B. Washington				
HB 30 T. Davis	SS 34 T. Braxton						
FB 29 A. Craver							

## FIELD GOALS (made ( ) & missed)

J. Elam		52WR 34WL		P. Stoyanovich		(37)	
		1	2	3	4	OT	TOTAL
VISITOR	Denver Broncos	7	7	0	0	—	14
HOME	Kansas City Chiefs	3	7	0	7	—	17

Team	Qtr	Clock Time	SCORING PLAY	SCORE
				Visitor Home
BRONCOS	1	7:26	T. Davis 6 yd. run (J. Elam, kick) (14-74, 7:34)	7 0
CHIEFS	1	0:57	P. Stoyanovich 37 yd. Field Goal (7-15, 3:46)	7 3
CHIEFS	2	11:10	D. Hughes 8 yd. pass from S. Bono (P. Stoyanovich, kick) (6-75, 3:38)	7 10
BRONCOS	2	6:34	T. Davis 65 yd. run (J. Elam, kick) (4-79, 1:17)	14 10
CHIEFS	4	4:09	M. Allen 2 yd. run (P. Stoyanovich, kick) (8-67, 4:07)	14 17

## FINAL BRONCOS DEFENSIVE STATISTICS

(Based on coaches' film review)

Player	UT	A	TT	PD	FR	FF	S-Yds	I-yds
B. Romanowski	9	2	11	0	0	0	0-0	1-0
A. Aldridge	6	5	11	0	0	0	0-0	0-0
S. Atwater	7	2	9	0	0	0	0-0	0-0
J. Mobley	5	3	8	0	0	0	0-0	0-0
R. Crockett	8	1	7	0	0	0	0-0	0-0
T. Braxton	4	3	7	1	0	0	0-0	0-0
A. Williams	4	1	5	2	0	0	0-0	0-0
L. Washington	2	3	5	1	0	0	0-0	0-0
M. Perry	3	0	3	0	0	0	1-0	0-0
D. Williams	2	1	3	0	0	0	0-0	0-0
R. Hilliard	1	1	2	0	0	0	0-0	0-0
M. Lodish	0	1	1	0	0	0	0-0	0-0
H. Hasselbach	0	0	0	0	0	0	0-0	0-0
J. Geathers	0	0	0	0	0	0	0-0	0-0
G. Cadrez	0	0	0	0	0	0	0-0	0-0
M. Taniuvasa	0	0	0	0	0	0	0-0	0-0
K. Burns	0	0	0	0	0	0	0-0	0-0
Team Totals	49	23	72	4	0	0	2-0-11	1-0

## FINAL INDIVIDUAL STATISTICS

Denver Broncos							Kansas City Chiefs							
RUSHING	ATT	YDS	AVG	LG	TD		RUSHING	ATT	YDS	AVG	LG	TD		
T. Davis	19	141	7.4	65	2		M. Allen	17	55	3.2	12	1		
J. Elway	3	21	7.0	15	0		G. Hill	6	15	2.5	7	0		
A.Craver	5	-1	-0.2	3	0		S. Bono	4	5	1.3	7	0		
							T. Richardson	1	4	4.0	4	0		
							K. Anders	1	-4	-4.0	-4	0		
Total	27	161	6.0	65	2		Total	29	75	2.6	12	1		
TKD/							TKD/							
PASSING	ATT	CMP	YDS	YD TD	LG	IN	PASSING	ATT	CMP	YDS	YD TD	LG	IN	
J. Elway	30	14	156	2/18	0	29	S. Bono	35	20	242	2/11	1	45	1
Total	30	14	156	2/18	0	29	Total	35	20	242	2/11	1	45	1
PASS RECEIVING	NO	YDS	LONGEST	TD			PASS RECEIVING	NO	YDS	LONGEST	TD			
S. Sharpe	9	131	29	0			C. Penn	5	55	18	0			
A. Miller	3	17	9	0			K. Anders	3	68	45	0			
A. Craver	2	8	6	0			D. Hughes	3	31	16	1			
							R. Johnson	3	25	15	0			
							T. McNair	2	15	8	0			
							L. Dawson	1	17	17	0			
							D. Carter	1	13	13	0			
							V. Bailey	1	12	12	0			
							M. Allen	1	6	6	0			
Total	14	156	29	0			Total	20	242	45	1			
INTERCEPTIONS	NO	YDS	LONGEST	TD			INTERCEPTIONS	NO	YDS	LONGEST	TD			
B. Romanowski	1	0	0	0			M. Collins	1	23	23	0			
							D. Carter	1	0	0	0			
Total	1	0	0	0			Total	2	23	23	0			
PUNTING	NO	YDS	AVG	TB	IN20	LG	PUNTING	NO	YDS	AVG	TB	IN20	LG	
T. Rouen	4	179	44.8	0	1	56	L. Aguiar	6	239	39.8	0	1	48	
Total	4	179	44.8	0	1	56	Total	6	239	39.8	0	1	48	
PUNT RETURNS	NO	FC	YDS	LG	TD		PUNT RETURNS	NO	FC	YDS	LG	TD		
T. Kinchen	4	1	74	40	0		D. Carter	2	0	18	15	0		
(OUT OF BOUNDS)	1	0	0	0	0		C. Penn	1	1	8	8	0		
Returns	4		74	40	0		Returns	3		26	15	0		
KICKOFF RTNS	NO	FC	YDS	LG	TD		KICKOFF RTNS	NO	FC	YDS	LG	TD		
V. Hebron	4	0	111	48	0		J. Woods	3	0	59	22	0		
Returns	4		111	48	0		Returns	3		59	22	0		
Denver Broncos							Kansas City Chiefs							
FUMBLES	FUM	OWN-REC	YDS	TD	FORCED	OPP-REC	YDS	TD	OUT-BDS					
Total	0	0	0	0	0	0	0	0	0	0	0	0	0	
Kansas City Chiefs							FUMBLES							
FUMBLES	FUM	OWN-REC	YDS	TD	FORCED	OPP-REC	YDS	TD	OUT-BDS					
Total	0	0	0	0	0	0	0	0	0	0	0	0	0	

## FINAL TEAM STATISTICS

TOTAL FIRST DOWNS		VISITOR BRONCOS	HOME CHIEFS
By Rushing		17	20
By Passing		8	3
By Penalty		8	15
THIRD DOWN EFFICIENCY		7-15-47%	7-15-47%
FOURTH DOWN EFFICIENCY		0-0-0%	0-0-0%
TOTAL NET YARDS		299	306
Total Offensive Plays (inc. times thrown passing)		59	66
Average gain per offensive play		5.1	4.6
NET YARDS RUSHING		161	75
Total Rushing Plays		27	29
Average gain per rushing play		6.0	2.6
NET YARDS PASSING		138	231
Times thrown — yards lost attempting to pass		2-18	2-11
Gross yards passing		156	242
PASS ATTEMPTS-COMPLETIONS-HAD INTERCEPTED		30-14-2	35-20-1
Average gain per pass play (inc. # thrown passing)		4.3	6.2
KICKOFFS Number-In End Zone-Touchbacks		3-1-0	4-0-0
PUNTS Number and Average		4-44.8	6-39.8
Had Blocked		0	0
FGs — PATs Had Blocked		0-0	0-0
TOTAL RETURN YARDAGE (Not Including Kickoffs)		74	49
No. and Yards Punt Returns		4-74	3-26
No. and Yards Kickoff Returns		4-111	3-59
No. and Yards Interception Returns		1-0	2-23
PENALTIES Number and Yards		7-35	5-24
FUMBLES Number and Lost		0-0	0-0
TOUCHDOWNS		2	2
Rushing		2	1
Passing		0	1
EXTRA POINTS Made-Attempts		2-2	2-2
Kicking Made-Attempts		2-2	2-2
FIELD GOALS Made-Attempts		0-2	1-1
SAFETIES		0	0
FINAL SCORE		14	17
TIME OF POSSESSION		27:39	32:21



5

# DENVER 14, CINCINNATI 10

Sept. 29, 1996 • Cinergy Field • Cincinnati, Ohio

Weather: Sunny, 70°, Wind SW 12 mph • Attendance: 51,798 • Time: 3:00

The Broncos overcame offensive and special teams mistakes to secure their fourth win of the season at Cincinnati in front of 51,798 at Cinergy Field (formerly Riverfront Stadium). The victory vaulted Denver back into a tie for first place with both the Kansas City Chiefs and the San Diego Chargers.

From the start of this contest, it became evident that the Broncos were going to have to scratch and claw their way to their second road victory of the season, as the Bengals took the opening kickoff 45 yards in 10 plays to set up Doug Pelfrey's 44-yard field goal.

With 1:04 left in the quarter, Denver cracked the scoreboard for the first time on an 11-yard hook-up from John Elway to Shannon Sharpe to take a 7-3 lead. However, the Bengals returned the favor on their following possession, as Jeff Blake cupped a 69-yard, eight-play drive with a two-yard quarterback draw to give Cincinnati a 10-7 lead at the break.

The score would have been much different at the half if not for two Denver turnovers inside the Bengals' 10-yard line and a muffed punt by Denver.

In the third quarter, the defensive struggle continued, but Denver finally forged ahead on an Elway-to-Anthony Miller 23-yard touchdown connection with 2:18 remaining in the quarter. It would prove to be the final score of the day by either team, as Denver's defense held the Bengals scoreless for the entire second half.

The biggest play of the game probably occurred on Cincinnati's final possession, as a 1st-and-10 pass by Blake targeted for Darnay Scott was tipped away at the last second by Ray Crockett to prevent what would have been the go-ahead score.

Running back Terrell Davis went over the 100-yard rushing mark for the fourth consecutive game, tying a team record set in 1990 by Bobby Humphrey and in 1974 by Otis Armstrong.

Elway also went over the 300-yard passing mark for the 30th time in his career (regular season only) and Miller reached the 100-yard receiving mark for the 29th time in his career.

## OFFICIALS

Referee — Walt Coleman (65); Umpire — Rex Stuart (103); Line Judge — Mark Steinkirchner (84); Side Judge — Neely Dunn (89); Head Linesman — Sid Semon (109); Back Judge — Jim Saracino (58); Field Judge — Bill Schmitz (122)

## STARTING LINEUPS

Denver Broncos				Cincinnati Bengals			
Offense		Defense		Offense		Defense	
WR 83 A. Miller	LE 90 D. Williams	WR 81 C. Pickens	LE 92 J. Copeland	LT 85 G. Zimmerman	LT 97 M. Lodi	LT 99 D. Wilkinson	LT 99 D. Wilkinson
LG 69 M. Schlereth	RT 95 M. Perry	LG 74 R. Braham	RT 90 T. Johnson	C 66 T. Nalen	RE 91 A. Williams	RE 70 A. Smith	RE 70 A. Smith
RG 75 B. Habib	WLB 51 J. Mobley	RG 72 S. Brumfield	LLB 50 J. Francis	RT 76 B. Thompson	MLB 57 A. Aldridge	MLB 58 S. Tovar	MLB 58 S. Tovar
TE 84 S. Sharpe	SLB 53 B. Romanowski	TE 82 T. McGee	RLB 56 R. McDonald	WR 87 E. McCaffrey	LGB 39 R. Crockett	LCB 33 A. Ambrose	LCB 33 A. Ambrose
QB 7 J. Elway	RCB 48 L. Washington	QB 8 J. Blake	RCB 23 C. Sawyer	HB 30 T. Davis	FS 27 S. Atwater	SS 27 B. Walker	SS 27 B. Walker
FB 29 A. Craver	SS 34 T. Braxton	FB 29 J. Cothran	FS 26 B. Orlando				

## FIELD GOALS (made ( ) & missed)

VISITOR	DENVER BRONCOS	1	2	3	4	OT	TOTAL
HOME	CINCINNATI BENGALS	7	0	7	0	—	14
		3	7	0	0	—	10

Team	Qtr	Clock	Time	SCORING PLAY	SCORE
					Visitor Home
BENGALS	1	9:40		D. Pelfrey 44 yd. Field Goal (10-45, 5:20)	0 3
BRONCOS	1	1:04		S. Sharpe 11 yd. pass from J. Elway (J. Elam, kick) (11-80, 4:42)	7 3
BENGALS	2	12:32		J. Blake 2 yd. run (D. Pelfrey, kick) (8-89, 3:32)	7 10
BRONCOS	3	2:18		A. Miller 23 yd. pass from J. Elway (J. Elam, kick) (7-50, 3:26)	14 10

## FINAL BRONCOS DEFENSIVE STATISTICS

(Based on coaches' film review)

Player	UT	A	TT	PD	FR	FF	S-Yds	I-Yds
J. Mobley	9	3	12	0	0	0	1.0-0	0-0
A. Aldridge	8	1	9	0	0	0	0-0	0-0
S. Atwater	6	2	8	1	0	0	0-0	0-0
B. Romanowski	4	2	6	0	0	1	0-0	0-0
A. Williams	4	2	6	0	0	0	1.0-10	0-0
T. Braxton	5	0	5	0	0	0	0-0	1-0
L. Washington	3	1	4	1	0	0	0-0	0-0
J. Geathers	3	0	3	0	0	0	2.0-9	0-0
R. Crockett	2	0	2	2	0	0	0-0	0-0
M. Perry	2	0	2	0	0	1	0-0	0-0
M. Lodi	1	1	2	0	0	0	0-0	0-0
E. Jones	1	0	1	0	0	0	0-0	0-0
G. Cadrez	0	1	1	0	0	0	0-0	0-0
D. Williams	0	0	0	0	0	0	0-0	0-0
R. Hilliard	0	0	0	0	0	0	0-0	0-0
H. Hasselbach	0	0	0	0	0	0	0-0	0-0
M. Tanuvasa	0	0	0	0	0	0	0-0	0-0
Team Totals	48	13	61	4	0	2	4.0-19	1-0

## FINAL INDIVIDUAL STATISTICS

Denver Broncos							Cincinnati Bengals								
RUSHING	ATT	YDS	AVG	LG	TD		RUSHING	ATT	YDS	AVG	LG	TD			
T. Davis	24	112	4.7	19	0		G. Hearst	10	71	7.1	24	0			
R. Rivers	1	3	3.0	3	0		J. Blake	6	21	3.5	11	1			
J. Elway	2	-1	-0.5	0	0		K. Carter	5	13	2.6	6	0			
							J. Cothran	1	2	2.0	2	0			
							E. Bienenmy	2	-1	-0.5	2	0			
Total	27	114	4.2	19	0		Total	24	106	4.4	24	1			
TKD/							TKD/								
PASSING	ATT	CMP	YDS	YD TD	LG	IN	PASSING	ATT	CMP	YDS	YD TD	LG	IN		
J. Elway	37	23	335	5/47	2	42	1	J. Blake	29	15	166	4/19	0	20	1
A. Craver	1	0	0	0/0	0	0	0								
Total	38	23	335	5/47	2	42	1	Total	29	15	166	4/19	0	20	1
PASS RECEIVING	NO	YDS	LONGEST	TD			PASS RECEIVING	NO	YDS	LONGEST	TD				
S. Sharpe	6	80	17	1			T. McGee	4	48	18	0				
A. Miller	5	131	42	1			C. Pickens	3	39	20	0				
E. McCaffrey	5	80	34	0			E. Bienenmy	3	24	13	0				
M. Sherrard	2	21	13	0			D. Dunn	2	36	18	0				
D. Carswell	2	5	5	0			K. Carter	2	14	14	0				
T. Kinchen	1	27	27	0			D. Scott	1	5	5	0				
A. Craver	1	12	12	0											
R. Rivers	1	-1	-1	0											
Total	23	335	42	2			Total	15	166	20	0				
INTERCEPTIONS	NO	YDS	LONGEST	TD			INTERCEPTIONS	NO	YDS	LONGEST	TD				
T. Braxton	1	0	0	0			B. Walker	1	0	0	0				
Total	1	0	0	0			Total	1	0	0	0				
PUNTING	NO	YDS	AVG	TB	IN20	LG	PUNTING	NO	YDS	AVG	TB	IN20	LG		
T. Rouen	5	217	43.4	0	2	49	L. Johnson	6	320	53.3	3	2	67		
Total	5	217	43.4	0	2	49	Total	6	320	53.3	3	2	67		
PUNT RETURNS	NO	FC	YDS	LG	TD		PUNT RETURNS	NO	FC	YDS	LG	TD			
T. Kinchen	2	0	18	18	0		C. Sawyer	1	0	9	9	0			
(DOWNED)	1	0	0	0	0		G. Myers	1	1	0	0	0			
(TOUCHBACK)	3	0	0	0	0		(DOWNED)	2	0	0	0	0			
Returns	2		18	18	0		Returns	2		9	9	0			
KICKOFF RTNS	NO	FC	YDS	LG	TD		KICKOFF RTNS	NO	FC	YDS	LG	TD			
V. Hebron	1	0	27	27	0		J. Hill	2	0	49	25	0			
(TOUCHBACK)	2	0	0	0	0		D. Dunn	1	0	22	22	0			
Returns	1		27	27	0		Returns	3		71	25	0			
Denver Broncos							Cincinnati Bengals								
FUMBLES	FUM	OWN-REC	YDS	TD			FORBIDDEN	OPP-REC	YDS	TD					
T. Kinchen	1	0	0	0	0			0	0	0	0	0			
T. Davis	1	0	0	0	0			0	0	0	0	0			
Total	2	0	0	0	0			0	0	0	0	0			
Cincinnati Bengals							FORCED								
FUMBLES	FUM	OWN-REC	YDS	TD			FORBIDDEN	OPP-REC	YDS	TD					
J. Blake	0	0	-4	0	0			0	0	0	0	0			
K. Carter	0	1	0	0	0			0	0	0	0	0			
J. Hill	0	0	0	0	0			0	1	0	0	0			
J. Copeland	0	0	0	0	0			0	0	0	0	0			
J. Francis	0	0	0	0	0			0	1	0	0	0			
Total	1	1	-4	0	0			1	2	0	0	0			

## FINAL TEAM STATISTICS

	VISITOR BRONCOS	HOME BENGALS
TOTAL FIRST DOWNS	22	17
By Rushing	14	7
By Passing	16	9
By Penalty	2	1
THIRD DOWN EFFICIENCY	10-16-63%	4-12-33%
FOURTH DOWN EFFICIENCY	0-0-0%	0-1-0%
TOTAL NET YARDS	402	253
Total Offensive Plays (inc. times thrown passing)	70	57
Average gain per offensive play	5.7	4.4
NET YARDS RUSHING	114	106
Total Rushing Plays	27	24
Average gain per rushing play	4.2	4.4
NET YARDS PASSING	288	147
Times thrown — yards lost attempting to pass	5-47	4-19
Gross yards passing	335	166
PASS ATTEMPTS-COMPLETIONS-HAD INTERCEPTED	38-23-1	29-15-1
Average gain per pass play (inc. # thrown passing)	6.7	4.5
KICKOFFS Number-In End Zone-Touchbacks	3-0-0	3-2-2
PUNTS Number and Average	5-43.4	6-53.3
Had Blocked	0	0
FGs — PATs Had Blocked	0-0	0-0
TOTAL RETURN YARDAGE (Not Including Kickoffs)	18	9
No. and Yards Punt Returns	2-18	2-9
No. and Yards Kickoff Returns	1-27	3-71
No. and Yards Interception Returns	1-0	1-0
PENALTIES Number and Yards	6-52	6-40
FUMBLES Number and Lost	2-2	1-0
TOUCHDOWNS	2	1
Rushing	0	1
Passing	2	0
EXTRA POINTS Made-Attempts	2-2	1-1
Kicking Made-Attempts	2-2	1-1
FIELD GOALS Made-Attempts	0-0	1-1
SAFETIES	0	0
FINAL SCORE	14	10
TIME OF POSSESSION	31:15	28:45

6

# DENVER 28, SAN DIEGO 17

Oct. 6, 1996 • Mile High Stadium • Denver

Weather: Partly Cloudy, 68°, Wind NE 5 mph • Attendance: 75,058 • Time: 3:04

After spotting the San Diego Chargers a 17-0 second quarter lead, the Broncos got their act together and proceeded to run off 28 unanswered points en route to a 28-17 victory and sole possession of first place in the AFC West heading into their bye week.

A crowd of 75,058 witnessed as quarterback John Elway and tight end Shannon Sharpe repeatedly burned the Charger secondary, helping Denver overcome the loss of starting fullback Aaron Craver, who was held out of the game with a bad knee, and Terrell Davis, who suffered a migraine headache during the contest.

Things didn't start well for the Broncos, as San Diego put back-to-back touchdown drives together in the second quarter to open up a 17-0 advantage.

Then the Denver offense, led by Sharpe and Elway, woke up. The two connected for the first of three touchdowns on the day with 1:25 left in the first half to bring the Broncos within 10 at the intermission.

In the third quarter, Elway hooked up with Sharpe on another 20-yard score and then followed that with a three-yard hook-up to put Denver ahead 21-17. In that quarter, San Diego was held to just two first downs and 26 total yards.

The Broncos dominance continued in the fourth quarter, as Elway closed out the scoring by hitting Ed McCaffrey from nine yards and gave Denver their first 5-1 start since their last Super Bowl season of 1989.

During the contest Elway surpassed Dan Fouts and moved into fourth place all-time in passing yards and passed Warren Moon for third place all-time in completions. Sharpe's 13-catch day tied a team record and set a personal high, as did his three touchdown receptions.

## OFFICIALS

Referee — Bob McElwee (95); Umpire — Jim Duke (74); Line Judge — Byron Boston (18); Side Judge — Bill Carollo (63); Head Linesman — Tony Vetter (52); Back Judge — Louis Richard (88); Field Judge — Scott Green (19)

## STARTING LINEUPS

San Diego Chargers				Denver Broncos			
Offense		Defense		Offense		Defense	
WR 84 O. Ellison	LE 94 C. Mims	WR 83 A. Miller	LE 90 D. Williams	LT 70 V. Parker	LT 97 M. Lodish	LT 70 V. Parker	LT 97 M. Lodish
LT 70 V. Parker	LT 98 S. Lee	LT 65 G. Zimmerman	LT 97 M. Lodish	LG 77 E. Mofen	RT 93 R. Davis	LG 77 E. Mofen	RT 93 R. Davis
LG 77 E. Mofen	RT 93 R. Davis	RE 90 M. Coleman	RE 91 A. Williams	C 53 C. Hall	RE 90 M. Coleman	C 53 C. Hall	RE 90 M. Coleman
C 53 C. Hall	RE 90 M. Coleman	RG 75 B. Habib	WLB 51 J. Mobley	RG 73 L. Davis	OLB 58 L. Bush	RG 73 L. Davis	OLB 58 L. Bush
RT 75 T. Berti	ILB 54 K. Gouveia	RT 76 B. Thompson	MLB 57 A. Aldridge	TE 86 A. Pupunu	ILB 55 J. Sesu	TE 86 A. Pupunu	ILB 55 J. Sesu
TE 86 A. Pupunu	ILB 55 J. Sesu	TE 84 S. Sharpe	SLB 53 B. Romanowski	WR 81 T. Martin	LCB 28 D. Harper	WR 81 T. Martin	LCB 28 D. Harper
WR 81 T. Martin	LCB 28 D. Harper	QB 7 J. Elway	RCB 39 R. Crockett	QB 12 S. Humphries	RCB 29 T. Shaw	QB 12 S. Humphries	RCB 29 T. Shaw
QB 12 S. Humphries	RCB 29 T. Shaw	HB 30 T. Davis	FS 27 S. Atwater	TE 89 S. Mitchell	SS 37 R. Harrison	TE 89 S. Mitchell	SS 37 R. Harrison
TE 89 S. Mitchell	SS 37 R. Harrison	TE 89 D. Carswell	SS 34 T. Braxton	RB 42 L. Russell	FS 36 K. Ross	RB 42 L. Russell	FS 36 K. Ross
RB 42 L. Russell	FS 36 K. Ross						

## FIELD GOALS (made (\_\_\_) & missed)

		1	2	3	4	OT	TOTAL
VISITOR	San Diego Chargers	3	14	0	0	—	17
HOME	Denver Broncos	0	7	14	7	—	28

Team		Qtr	Clock	SCORING PLAY	SCORE
				Visitor Home	
CHARGERS	1	6:40	J. Carney 27 yd. Field Goal (8-72, 3:27)	3	0
CHARGERS	2	6:54	T. Fletcher 5 yd. pass from S. Humphries (J. Carney, kick) (5-44, 2:58)	10	0
CHARGERS	2	2:51	T. Martin 6 yd. pass from S. Humphries (J. Carney, kick) (6-54, 2:16)	17	0
BRONCOS	2	1:19	S. Sharpe 20 yd. pass from J. Elway (J. Elam, kick) (5-80, 1:32)	17	7
BRONCOS	3	8:35	S. Sharpe 20 yd. pass from J. Elway (J. Elam, kick) (7-64, 2:51)	17	14
BRONCOS	3	3:03	S. Sharpe 3 yd. pass from J. Elway (J. Elam, kick) (7-53, 3:07)	17	21
BRONCOS	4	8:22	E. McCaffrey 9 yd. pass from J. Elway (J. Elam, kick) (12-62, 6:29)	17	28

## FINAL BRONCOS DEFENSIVE STATISTICS (Based on coaches' film review)

Player	UT	A	TT	PD	FR	FF	S-Yds	I-yds
B. Romanowski	9	2	11	0	0	0	0-0	0-0
S. Atwater	8	1	7	1	0	0	0-0	0-0
R. Crockett	6	0	6	0	0	2	0-0	0-0
M. Perry	5	1	6	1	0	1	0-0	0-0
A. Aldridge	4	0	4	0	0	1	0-0	0-0
A. Williams	4	0	4	0	0	0	1.0-8	0-0
T. Braxton	3	1	4	0	0	0	0-0	0-0
L. Washington	2	2	4	0	0	0	0-0	0-0
M. Lodish	2	2	4	0	0	0	0-0	0-0
G. Cadrez	1	3	4	0	0	0	0-0	0-0
R. Hilliard	2	1	3	0	0	0	0-0	0-0
T. Hauck	2	1	3	0	0	0	0-0	0-0
J. Geathers	1	2	3	0	0	0	1.0-8	0-0
D. Williams	1	2	3	0	0	0	0-0	0-0
H. Hasselbach	1	0	1	0	0	0	0-0	0-0
M. Tanovasa	1	0	1	0	0	0	1.0-11	0-0
J. Mobley	0	1	1	0	0	0	0-0	0-0
K. Burns	0	1	1	0	0	0	0-0	0-0
T. James	0	0	0	1	0	0	0-0	0-0
Team Totals	50	20	70	3	0	4	3.0-27	0-0

## FINAL INDIVIDUAL STATISTICS

San Diego Chargers							Denver Broncos									
RUSHING	ATT	YDS	AVG	LG	TD		RUSHING	ATT	YDS	AVG	LG	TD				
L. Russell	11	24	2.2	5	0		T. Davis	17	50	2.9	8	0				
A. Hayden	3	8	2.7	6	0		J. Elway	8	37	4.6	14	0				
S. Humphries	1	2	2.0	2	0		V. Hebron	1	7	7.0	7	0				
T. Fletcher	1	1	1.0	1	0											
Total	16	35	2.2	6	0		Total	26	94	3.6	14	0				
TKD/							TKD/									
PASSING	ATT	CMP	YDS	YD	LG	IN	PASSING	ATT	CMP	YDS	YD	LG	IN			
S. Humphries	35	23	237	3/27	2	38	0	J. Elway	41	32	323	1/11	4	31	1	
S. Salisbury	1	1	0	0/0	0	0	0									
Total	36	24	237	3/27	2	38	0	Total	41	32	323	1/11	4	31	1	
PASS RECEIVING	NO	YDS	LONGEST	TD			PASS RECEIVING	NO	YDS	LONGEST	TD					
T. Fletcher	10	60	14	1			S. Sharpe	13	153	24	3					
A. Pupunu	5	61	38	0			T. Davis	6	42	12	0					
T. Martin	4	36	19	1			E. McCaffrey	5	58	31	1					
B. Roche	3	21	15	0			M. Sherrard	4	45	22	0					
A. Coleman	2	39	34	0			B. Chamberlain	2	18	12	0					
							A. Miller	1	4	4	0					
							D. Carswell	1	3	3	0					
Total	24	237	38	2			Total	32	323	31	4					
INTERCEPTIONS	NO	YDS	LONGEST	TD			INTERCEPTIONS	NO	YDS	LONGEST	TD					
R. Harrison	1	29	29	0												
Total	1	29	29	0			Total	0	0	0	0					
PUNTING	NO	YDS	AVG	TB	IN20	LG	PUNTING	NO	YDS	AVG	TB	IN20	LG			
D. Bennett	6	340	45.7	0	1	66		T. Rouen	5	205	41.0	0	2	50		
Total	6	340	45.7	0	1	66		Total	5	205	41.0	0	2	50		
PUNT RETURNS	NO	FC	YDS	LG	TD		PUNT RETURNS	NO	FC	YDS	LG	TD				
D. Gordon	2	3	2	7	0		T. Kinchen	5	0	73	26	0				
							(OUT OF BOUNDS)	1	0	0	0	0				
Returns	2		2	7	0		Returns	5		73	26	0				
KICKOFF RTNS	NO	FC	YDS	LG	TD		KICKOFF RTNS	NO	FC	YDS	LG	TD				
A. Coleman	4	0	78	24	0		V. Hebron	2	0	65	33	0				
(TOUCHBACK)	1	0	0	0	0		(TOUCHBACK)	2	0	0	0	0				
Returns	4		78	24	0		Returns	2		65	33	0				
San Diego Chargers							Denver Broncos									
FUMBLES	FUM	OWN-REC	YDS	TD			FORBIDDEN	OPP-REC	YDS	TD	OUT-BDS					
A. Coleman	1	1	0	0				0	0	0	0					
L. Russell	1	1	0	0				0	0	0	0					
T. Fletcher	0	0	0	0				1	0	0	0					
A. Pupunu	1	0	0	0				0	0	0	0					
Total	3	2	0	0				1	0	0	0					
FORCED							FORCED									
OPP-REC	YDS	TD	OUT-BDS				OPP-REC	YDS	TD	OUT-BDS						
	0	0	0	0				0	0	0	0					
	0	0	0	0				0	0	0	0					
	1	0	0	0				1	0	0	0					
	0	0	0	0				0	0	0	0					
	0	0	0	0				1	0	0	0					
Total	1	1	0	0			Total	2	0	0	0					

## FINAL TEAM STATISTICS

		VISITOR CHARGERS	HOME BRONCOS
TOTAL FIRST DOWNS		14	23
By Rushing		1	7
By Passing		10	15
By Penalty		3	1
THIRD DOWN EFFICIENCY	4-13-31%	7-13-54%	
FOURTH DOWN EFFICIENCY	0-1-0%	0-1-0%	
TOTAL NET YARDS		345	406
Total Offensive Plays (inc. times thrown passing)		55	68
Average gain per offensive play		4.5	6.0
NET YARDS RUSHING		35	94
Total Rushing Plays		16	26
Average gain per rushing play		2.2	3.6
NET YARDS PASSING		210	312
Times thrown - yards lost attempting to pass		3-27	1-11
Gross yards passing		237	323
PASS ATTEMPTS-COMPLETIONS-HAD INTERCEPTED		36-24-0	41-32-1
Average gain per pass play (inc. # thrown passing)		5.4	7.4
KICKOFFS Number-In End Zone-Touchbacks		4-3-2	5-1-1
PUNTS Number and Average		6-56.7	5-41
Had Blocked		0	0
FGs - PATs Had Blocked		0-0	0-0
TOTAL RETURN YARDAGE (Not including Kickoffs)		31	73
No. and Yards Punt Returns		2-2	5-73
No. and Yards Kickoff Returns		4-76	2-65
No. and Yards Interception Returns		1-29	0-0
PENALTIES Number and Yards		7-61	8-84
FUMBLES Number and Lost		3-0	1-0
TOUCHDOWNS		2	4
Rushing		0	0
Passing		2	4
EXTRA POINTS Made-Attempts		2-2	4-4
Kicking Made-Attempts		2-2	4-4
FIELD GOALS Made-Attempts		1-1	0-0
SAFETIES		0	0
FINAL SCORE		17	28
TIME OF POSSESSION		24:31	35:29





# 8 DENVER 34, KANSAS CITY 7

Oct. 27, 1996 • Mile High Stadium • Denver

Weather: Partly Cloudy, 44°, Wind S 7 mph • Attendance: 75,652 • Time: 3:25

The Broncos' most resounding victory of the 1996 season came at the hands of one of their key AFC West rivals, the Kansas City Chiefs by a 34-7 score in front of 75,652 at Mile High Stadium. The victory gave Denver a two-game lead in the AFC West at the halfway point of the season, and snapped the team's three-game losing streak to Kansas City.

The game was never in doubt after Denver jumped out to a 17-7 lead at the end of the first quarter. On the second play from scrimmage, quarterback John Elway connected with tight end Shannon Sharpe for a 46-yard touchdown and a quick 7-0 advantage. After a 40-yard Jason Elam field goal made the score 10-0, Tamarick Vanover supplied all of the Chiefs' points for the day with a 97-yard kickoff return to cut the Broncos lead to 10-7.

But the Broncos quickly returned the favor, driving 70 yards in seven plays, capping the drive with Elway's second touchdown hookup of the day and sixth in the past five games with Sharpe, this one from 10 yards out.

In the second quarter, the Broncos' defense continued to dominate the ballgame, holding Kansas City to four first downs for the entire half. A 25-yard touchdown pass from Elway to Mike Sherrard sent Denver to the locker room with a 24-7 advantage.

The second half was a carbon copy of the first, as Denver held the Chiefs to only four yards rushing for the half (22 for the game) and zero rushing first downs, tying a team record set on Oct. 16, 1995 against Oakland. Aaron Craver capped a 56-yard, four-play drive with a one-yard touchdown vault, giving Denver an insurmountable 31-7 lead. Another Elam field goal closed out the scoring.

During the game, Elway—who had a career-high 62 yards rushing—went over the 3,000 yard rushing mark for his career, making him only the second player in NFL history to rush for over 3,000 yards and pass for over 40,000 yards in career. Davis, who ran for 77 yards, became the fastest Bronco in team history to reach the 2,000-yard rushing plateau, doing it in his 22nd professional game. With the win, Denver opened the season 7-1 for the first time since 1986.

## OFFICIALS

Referee — Jimmy Markbreit (9); Umpire — Chad Brown (31); Line Judge — Lloyd McPeters (54); Side Judge — Ron Liebsack (76); Head Linesman — Terry Gierke (72); Back Judge — George Coleman (45); Field Judge — Don Hakes (96)

## STARTING LINEUPS

Kansas City Chiefs				Denver Broncos			
Offense		Defense		Offense		Defense	
SE 81 C. Penn	LE 90 N. Smith	WR 83 A. Miller	LE 90 D. Williams	LT 76 J. All	LT 75 J. Phillips	LT 97 M. Lodish	LT 97 M. Lodish
LT 76 J. All	RT 97 D. Saleaumua	LG 69 M. Schlereth	RT 95 M. Perry	LG 77 D. Scott	RE 99 V. Booker	RE 91 A. Williams	RE 91 A. Williams
C 61 T. Gnuhard	LLB 58 D. Thomas	RG 75 B. Habib	WLB 51 J. Mobley	RB 66 W. Shields	MLB 54 T. Simien	MLB 57 A. Aldridge	MLB 57 A. Aldridge
RT 66 R. Siglar	RLB 50 A. Davis	TE 64 S. Sharpe	SLB 53 B. Romanowski	TE 89 K. Cash	LCB 34 D. Carter	LCB 39 R. Crockett	LCB 39 R. Crockett
FL 87 T. Vanover	RCB 40 J. Hasty	WR 87 E. McCaffrey	RCB 48 L. Washington	QB 12 S. Bono	QB 7 J. Elway	FS 27 S. Atwater	FS 27 S. Atwater
FB 38 K. Anders	SS 29 B. Washington	HB 30 T. Davis	SS 34 T. Braxton	TE 32 M. Allen	FS 25 M. Collins		

## FIELD GOALS (made ( ) & missed)

P. Stoyanovich 54WR		J. Elam (40) 47WR (29)					
		1	2	3	4	OT	TOTAL
VISITOR	Kansas City Chiefs	7	0	0	0	—	7
HOME	Denver Broncos	17	7	7	3	—	34

Team	Qtr	Clock Time	SCORING PLAY	SCORE
				Visitor Home
BRONCOS	1	9:36	S. Sharpe 46 yd. pass from J. Elway (J. Elam, kick) (2-55, 0:56)	0 7
BRONCOS	1	5:57	J. Elam 40 yd. Field Goal (6-12, 2:21)	0 10
CHIEFS	1	5:38	T. Vanover 97 yd. kickoff return (P. Stoyanovich, kick)	7 10
BRONCOS	1	2:49	S. Sharpe 10 yd. pass from J. Elway (J. Elam, kick) (7-70, 2:49)	7 17
BRONCOS	2	0:46	M. Sherrard 25 yd. pass from J. Elway (J. Elam, kick) (8-59, 1:51)	7 24
BRONCOS	3	2:09	A. Craver 1 yd. run (J. Elam, kick) (4-56, 1:38)	7 31
BRONCOS	4	9:58	J. Elam 29 yd. Field Goal (11-61, 6:22)	7 34

## FINAL BRONCOS DEFENSIVE STATISTICS

(Based on coaches' film review)

Player	UT	A	TT	PD	FR	FF	S-Yds	I-yds
A. Aldridge	9	3	12	0	0	0	0-0	0-0
B. Romanowski	7	3	10	2	0	0	0-0	0-0
J. Mobley	3	4	7	1	0	0	0-0	0-0
S. Atwater	4	2	6	1	0	0	0-0	0-0
T. Braxton	5	0	5	3	0	0	0-0	1-0
R. Crockett	2	2	4	3	0	0	0-0	1-0
M. Tanuvassa	1	2	3	0	0	0	0-0	0-0
A. Williams	2	0	2	0	0	0	1-0-5	0-0
T. James	2	0	2	0	0	0	0-0	0-0
H. Hasselbach	2	0	2	0	0	0	0-0	0-0
D. Johnson	2	0	2	0	0	0	0-0	0-0
D. Williams	1	1	2	0	0	0	0-0	0-0
M. Perry	1	0	1	0	0	0	0-0	0-0
L. Washington	1	0	1	0	0	0	0-0	0-0
J. Geathers	0	0	0	0	0	0	0-0	0-0
G. Cadrez	0	0	0	0	0	0	0-0	0-0
M. Lodish	0	0	0	0	0	0	0-0	0-0
J. Robinson	0	0	0	0	0	0	0-0	0-0
E. Jones	0	0	0	0	0	0	0-0	0-0
Team Totals	42	17	59	10	0	0	1-0-5	2-0

## FINAL INDIVIDUAL STATISTICS

Kansas City Chiefs										Denver Broncos											
RUSHING	ATT	YDS	AVG	LG	TD					RUSHING	ATT	YDS	AVG	LG	TD						
M. Allen	7	22	3.1	8	0					T. Davis	31	77	2.5	3.7	25	0					
D. Bennett	1	2	2.0	2	0					V. Hebron	7	73	10.4	47	0						
T. McNair	1	2	2.0	2	0					J. Elway	8	62	7.8	22	0						
K. Anders	3	-2	-0.7	0	0					A. Craver	3	4	1.3	2	1						
Total	12	24	2.0	8	0					B. Musgrave	4	-3	-0.8	0	0						
										Total	43	213	5.0	47	1						
TKD/										TKD/											
PASSING	ATT	CMP	YDS	YD TD	LG	IN				PASSING	ATT	CMP	YDS	YD TD	LG	IN					
S. Bono	49	21	213	1/5	0	24	2				J. Elway	31	16	286	0/0	3	46/1				
Total	49	21	213	1/5	0	24	2				B. Musgrave	1	0	0	0/0	0	1				
										Total	32	16	286	0/0	3	46/1					
PASS RECEIVING										PASS RECEIVING											
NO	YDS	LONGEST	TD							NO	YDS	LONGEST	TD								
K. Cash	4	26	9	0							S. Sharpe	6	99	46/1							
C. Penn	3	52	21	0							A. Miller	3	88	41							
T. Vanover	3	40	24	0							R. Smith	2	22	12							
M. Allen	3	29	19	0							A. Craver	2	20	11							
R. Johnson	2	27	21	0							M. Sherrard	1	25	25/1							
S. LaChapelle	2	15	9	0							T. Davis	1	22	22							
D. Hughes	1	12	12	0							E. McCaffrey	1	10	10							
J. Horn	1	9	9	0							Total	16	286	46							
T. McNair	1	2	2	0							INTERCEPTIONS	NO	YDS <th>LONGEST</th> <th>TD</th> <td colspan="6"></td>	LONGEST	TD						
D. Bennett	1	1	1	0							T. Braxton	1	0	0	0						
Total	21	213	24	0							R. Crockett	1	0	0	0						
INTERCEPTIONS										INTERCEPTIONS											
NO	YDS	LONGEST	TD							NO	YDS	LONGEST	TD								
B. Washington	1	3	3	0							Total	2	0	0							
M. Collins	1	0	0	0							PUNTING	NO	YDS <th>AVG</th> <th>TB</th> <th>IN20</th> <th>LG</th> <td colspan="4"></td>	AVG	TB	IN20	LG				
Total	2	3	3	0							T. Rouen	3	120	40.0	1	1	47				
PUNTING										PUNTING											
NO	YDS	AVG	TB	IN20	LG					NO	YDS	AVG	TB	IN20	LG						
L. Aguilar	8	384	48.0	0	1	57					Total	3	120	40.0	1	1	47				
Total	8	384	48.0	0	1	57					PUNT RETURNS	NO	FC	YDS <th>LG</th> <th>TD</th> <td colspan="4"></td>	LG	TD					
PUNT RETURNS										PUNT RETURNS											
NO	FC	YDS	LG	TD						NO	FC	YDS	LG	TD							
T. Vanover	0	1	0	0						R. Smith	7	1	99	36	0						
(OUT OF BOUNDS)	1	0	0	0						Returns	7		99	36	0						
(TOUCHBACK)	1	0	0	0						KICKOFF RTNS	NO <th>FC</th> <th>YDS</th> <th>LG</th> <th>TD</th> <td colspan="5"></td>	FC	YDS	LG	TD						
Returns	0	0	0	0						V. Hebron	2	0	48	25	0						
KICKOFF RTNS										KICKOFF RTNS											
NO	FC	YDS	LG	TD						NO	FC	YDS	LG	TD							
T. Vanover	5	0	163	97/1	1						Returns	2		48	25	0					
J. Woods	1	0	21	21	0						INTERCEPTIONS	NO <th>YDS</th> <th>LONGEST</th> <th>TD</th> <td colspan="6"></td>	YDS	LONGEST	TD						
T. McNair	1	0	16	16	0						T. Braxton	1	0	0	0						
Returns	7		200	97/1	1						R. Crockett	1	0	0	0						
										Total	2		48	25	0						
Kansas City Chiefs										Denver Broncos											
FUMBLES	FUM	OWN-REC	YDS	TD						FORCED	OPP-REC	YDS	TD	OUT-BDS							
V. Booker	0	0	0	0						0	1	0	0	0							
Total	0	0	0	0						0	1	0	0	0							
Denver Broncos										Denver Broncos											
FUMBLES	FUM	OWN-REC	YDS	TD						FORCED	OPP-REC	YDS	TD	OUT-BDS							
J. Elway	1	1	0	0						0	0	0	0	0							
B. Musgrave	1	0	-4	0						0	0	0	0	0							
Total	2	1	-4	0						0	0	0	0	0							



# 9

## DENVER 22, OAKLAND 21

Nov. 4, 1996 • Oakland-Alameda County Coliseum • Oakland, Calif.

Weather: Cloudy, 63°, Wind NW 5 mph • Attendance: 61,179 • Time: 3:08

The Broncos upped their record to 8-1 with a thrilling 22-21 come-from-behind victory over arch-enemy Oakland in front of 61,179 at the Oakland-Alameda County Coliseum and a national Monday Night audience in the Denver's only 1996 Monday Night appearance. The win also helped maintain the Broncos' two-game lead on the rest of the AFC West.

The evening got off to a dubious start for Denver, as John Elway was intercepted on the second play from scrimmage to set up a 27-yard touchdown drive for the Raiders that ended in a five-yard Jeff Hostetler scoring run and a 7-0 Raider lead. But by the end of the quarter, the Broncos had seized control of the contest, scoring 16 unanswered points that included three Jason Elam field goals (giving him 99 for his career) and a 10-yard improvisation by Elway to hit Shannon Sharpe with his 18th touchdown pass of the season.

However, the tide changed early in the fourth quarter, as Oakland ran off 14 consecutive points in just 2:19 to take a 21-16 advantage, the last score coming on a 42-yard hookup between Hostetler and Tim Brown.

That set the stage for the "King of the Comeback" to work his magic once again, as Elway used only 47 off the game clock to drive Denver 73 yards in six plays, the last 49 yards coming on a hitch-and-go hookup with Rod Smith to put the Broncos in front to stay.

Elway, who also rushed for a career-high 70 yards, completed 16 of 33 passes for two touchdowns en route to his NFL-record 40th game-winning or game-saving drive. Smith, who had 72 receiving yards for the game, made his second professional touchdown catch as important as the first, a game-winner to beat Washington in 1995 on the last play of the game. The victory was Denver's fifth in a row, the sixth-longest win streak in franchise history.

### OFFICIALS

Referee — Gerry Austin (34); Umpire — Scott Dawson (70); Line Judge — Ron Baynes (56); Side Judge — Mike Borgard (90); Head Linesman — Sid Seimon (109); Back Judge — Jim Saracino (58); Field Judge — Bill Schmitz (122)

### STARTING LINEUPS

Denver Broncos				Oakland Raiders			
Offense		Defense		Offense		Defense	
WR 83 A. Miller	LE 90 D. Williams	WR 82 J. Jett	LE 51 L. Johnstone	LT 64 R. Jenkins	LT 97 R. Maryland	LT 97 R. Maryland	LT 97 R. Maryland
LT 65 G. Zimmerman	RT 97 M. Lodi	LG 76 S. Wiersma	RT 91 C. McGlockton	LG 76 S. Wiersma	RE 56 P. Swilling	RE 56 P. Swilling	RE 56 P. Swilling
LG 69 M. Schlereth	LT 95 M. Perry	C 63 B. Robbins	RB 53 R. Fredrickson	C 63 B. Robbins	RB 53 R. Fredrickson	RB 53 R. Fredrickson	RB 53 R. Fredrickson
C 66 T. Nalen	RE 91 A. Williams	WR 83 R. Dudley	TE 83 R. Dudley	WR 83 R. Dudley	TE 83 R. Dudley	TE 83 R. Dudley	TE 83 R. Dudley
RG 75 B. Hahb	MLB 51 J. Mobley	WR 81 T. Brown	LCB 36 T. McDaniel	WR 81 T. Brown	LCB 36 T. McDaniel	LCB 36 T. McDaniel	LCB 36 T. McDaniel
RT 76 B. Thompson	SLB 53 B. Romanowski	QB 15 J. Hostetler	RCB 29 A. Lawlis	QB 15 J. Hostetler	RCB 29 A. Lawlis	RCB 29 A. Lawlis	RCB 29 A. Lawlis
TE 84 S. Sharpe	LCB 39 R. Crockett	FB 34 D. Fennel	SS 43 L. Lynch	FB 34 D. Fennel	SS 43 L. Lynch	SS 43 L. Lynch	SS 43 L. Lynch
WR 87 E. McCaffrey	RCB 48 L. Washington	FS 21 D. Carrington		FS 21 D. Carrington			
QB 7 J. Elway	FS 27 S. Atwater						
HB 30 T. Davis	SS 34 T. Braxton						
FB 29 A. Craver							

### FIELD GOALS (made ( ) & missed)

		J. Elam		C. Ford		30WR	
		1	2	3	4	OT	TOTAL
VISITOR	Denver Broncos	7	6	0	9	—	22
HOME	Oakland Raiders	7	0	0	14	—	21

Team		Qtr		Clock		SCORING PLAY		SCORE	
								Visitor	
RAIDERS		1		12:00		J. Hostetler 5 yd. run (C. Ford, kick) (4-27, 2:33)		0 7	
BRONCOS		1		2:15		S. Sharpe 10 yd. pass from J. Elway (J. Elam, kick) (11-68, 5:16)		7 7	
BRONCOS		2		4:03		J. Elam 36 yd. Field Goal (13-62, 7:24)		10 7	
BRONCOS		2		0:31		J. Elam 43 yd. Field Goal (5-19, 1:53)		13 7	
BRONCOS		4		10:08		J. Elam 28 yd. Field Goal (11-56, 5:45)		16 7	
RAIDERS		4		7:20		D. Fenner 15 yd. pass from J. Hostetler (C. Ford, kick) (7-64, 2:48)		16 14	
RAIDERS		4		5:01		T. Brown 42 yd. pass from J. Hostetler (C. Ford, kick) (2-54, 0:46)		16 21	
BRONCOS		4		4:14		R. Smith 49 yd. pass from J. Elway (2-pt. Attempt Failed) (6-73, 0:47)		22 21	

### FINAL BRONCOS DEFENSIVE STATISTICS

(Based on coaches' film review)

Player	UT	A	TT	PD	FR	FF	S-Yds	I-yds
B. Romanowski	8	3	11	1	0	0	1-0-5	0-0
T. Braxton	5	2	7	0	0	0	0-0	0-0
A. Aldridge	4	3	7	1	0	0	0-0	0-0
S. Atwater	4	2	6	1	0	0	0-0	0-0
M. Tanuvasa	4	2	6	0	0	0	1-0-10	0-0
J. Mobley	3	1	4	0	0	0	0-0	0-0
R. Crockett	2	1	3	0	0	0	1-0-10	0-0
R. Hilliard	2	1	3	0	0	0	0-0	0-0
A. Williams	1	1	2	0	0	0	0-5-4-5	0-0
G. Cadrez	1	1	2	0	0	0	0-0	0-0
M. Lodi	1	1	2	0	0	0	0-5-4-5	0-0
T. James	1	0	1	1	0	0	0-0	0-0
D. Williams	1	0	1	0	0	0	0-0	0-0
J. Geathers	1	0	1	0	0	0	0-0	0-0
H. Hasselbach	0	0	0	0	0	0	0-0	0-0
M. Perry	0	0	0	0	0	0	0-0	0-0
K. Burns	0	0	0	0	0	0	0-0	0-0
<b>Team Totals</b>	<b>38</b>	<b>18</b>	<b>56</b>	<b>4</b>	<b>0</b>	<b>0</b>	<b>4-0-34</b>	<b>0-0</b>

### FINAL INDIVIDUAL STATISTICS

Denver Broncos							Oakland Raiders						
RUSHING	ATT	YDS	AVG	LG	TD		RUSHING	ATT	YDS	AVG	LG	TD	
T. Davis	19	85	4.5	16	0		N. Kaufman	6	38	6.3	29	0	
J. Elway	9	70	7.8	18	0		H. Williams	6	25	4.2	7	0	
R. Smith	1	1	1.0	1	0		D. Fenner	2	24	12.0	15	0	
A. Craver	2	-4	-2.0	-1	0		J. Hostetler	2	18	9.0	13	1	
<b>Total</b>	<b>31</b>	<b>152</b>	<b>4.9</b>	<b>18</b>	<b>0</b>		<b>Total</b>	<b>16</b>	<b>105</b>	<b>6.6</b>	<b>29</b>	<b>1</b>	
TKD/							TKD/						
PASSING	ATT	CMP	YDS	YD/TD	LG	IN	PASSING	ATT	CMP	YDS	YD/TD	LG	IN
J. Elway	33	16	182	2/22	2	49t	J. Hostetler	34	22	250	4/34	2	42t
<b>Total</b>	<b>33</b>	<b>16</b>	<b>182</b>	<b>2/22</b>	<b>2</b>	<b>49t</b>	<b>Total</b>	<b>34</b>	<b>22</b>	<b>250</b>	<b>4/34</b>	<b>2</b>	<b>42t</b>
PASS RECEIVING	NO	YDS	LONGEST	TD			PASS RECEIVING	NO	YDS	LONGEST	TD		
S. Sharpe	5	57	15	1			T. Brown	8	126	42t	1		
R. Smith	4	72	49t	1			H. Williams	5	32	17	0		
A. Miller	3	23	13	0			N. Kaufman	3	36	19	0		
A. Craver	2	5	5	0			D. Hobbs	3	19	9	0		
T. Davis	1	17	17	0			D. Fenner	1	15	15t	1		
M. Sherrard	1	8	8	0			R. Dudley	1	13	13	0		
							J. Jett	1	9	9	0		
<b>Total</b>	<b>19</b>	<b>245</b>	<b>44</b>	<b>0</b>			<b>Total</b>	<b>22</b>	<b>250</b>	<b>42</b>	<b>2</b>		
INTERCEPTIONS	NO	YDS	LONGEST	TD			INTERCEPTIONS	NO	YDS	LONGEST	TD		
<b>Total</b>	<b>1</b>	<b>0</b>	<b>0</b>	<b>0</b>			<b>Total</b>	<b>1</b>	<b>11</b>	<b>11</b>	<b>0</b>		
PUNTING	NO	YDS	AVG	TB	IN20	LG	PUNTING	NO	YDS	AVG	TB	IN20	LG
T. Rouen	4	176	44.0	0	2	50	J. Gossett	5	232	38.7	1	1	48
<b>Total</b>	<b>4</b>	<b>176</b>	<b>44.0</b>	<b>0</b>	<b>2</b>	<b>50</b>	<b>Total</b>	<b>5</b>	<b>232</b>	<b>38.7</b>	<b>1</b>	<b>1</b>	<b>48</b>
PUNT RETURNS	NO	FC	YDS	LG	TD		PUNT RETURNS	NO	FC	YDS	LG	TD	
R. Smith	2	3	0	0	0		T. Brown	1	2	10	10	0	
(TOUCHBACK)	1	0	0	0	0		(DOWNED)	1	0	0	0	0	
Returns	2		0	0	0		Returns	1		10	10	0	
KICKOFF RTNS	NO	FC	YDS	LG	TD		KICKOFF RTNS	NO	FC	YDS	LG	TD	
V. Hebron	3	0	60	22	0		C. Kidd	6	0	104	26	0	
(OUT OF BOUNDS)	1	0	0	0	0								
Returns	3		60	22	0		Returns	6		104	26	0	
Denver Broncos							Oakland Raiders						
FUMBLES	FUM	OWN-REC	YDS	TD	FORCED	OPP-REC	FUMBLES	FUM	OWN-REC	YDS	TD	FORCED	OPP-REC
<b>Total</b>	<b>0</b>	<b>0</b>	<b>0</b>	<b>0</b>	<b>0</b>	<b>0</b>	<b>Total</b>	<b>0</b>	<b>0</b>	<b>0</b>	<b>0</b>	<b>0</b>	<b>0</b>
Oakland Raiders							Oakland Raiders						
FUMBLES	FUM	OWN-REC	YDS	TD	FORCED	OPP-REC	FUMBLES	FUM	OWN-REC	YDS	TD	FORCED	OPP-REC
<b>Total</b>	<b>0</b>	<b>0</b>	<b>0</b>	<b>0</b>	<b>0</b>	<b>0</b>	<b>Total</b>	<b>0</b>	<b>0</b>	<b>0</b>	<b>0</b>	<b>0</b>	<b>0</b>

### FINAL TEAM STATISTICS

	VISITOR BRONCOS	HOME RAIDERS
TOTAL FIRST DOWNS	18	17
By Rushing	8	5
By Passing	9	11
By Penalty	1	1
THIRD DOWN EFFICIENCY	7-15-47%	4-11-36%
FOURTH DOWN EFFICIENCY	0-0-0%	0-0-0%
TOTAL NET YARDS	312	321
Total Offensive Plays (inc. times thrown passing)	66	54
Average gain per offensive play	4.7	5.9
NET YARDS RUSHING	152	105
Total Rushing Plays	31	16
Average gain per rushing play	4.9	6.6
NET YARDS PASSING	160	216
Times thrown ~ yards lost attempting to pass	2-22	4-34
Gross yards passing	182	250
PASS ATTEMPTS-COMPLETIONS-HAD INTERCEPTED	33-16-1	34-22-0
Average gain per pass play (inc. # thrown passing)	4.6	5.7
KICKOFFS Number-In End Zone-Touchbacks	6-0-0	4-0-0
PUNTS Number and Average	4-44	6-38.7
Had Blocked	0	0
FGs – PATs Had Blocked	0-0	0-0
TOTAL RETURN YARDAGE (Not Including Kickoffs)	0	21
No. and Yards Punt Returns	2-0	1-10
No. and Yards Kickoff Returns	3-60	6-104
No. and Yards Interception Returns	0-0	1-11
PENALTIES Number and Yards	5-50	11-82
FUMBLES Number and Lost	0-0	0-0
TOUCHDOWNS	2	3
Rushing	0	1
Passing	2	2
EXTRA POINTS Made-Attempts	1-3	3-3
Kicking Made-Attempts	1-1	3-3
Passing Made-Attempts	0-2	0-0
FIELD GOALS Made-Attempts	3-3	0-1
SAFETIES	0	0
FINAL SCORE	22	21
TIME OF POSSESSION	32:17	27:44

10

# DENVER 17, CHICAGO 12

Nov. 10, 1996 • Mile High Stadium • Denver

Weather: Cloudy, 66°, Wind NE 7 mph • Attendance: 75,555 • Time: 3:04

In one of the wildest finishes in franchise history, the Broncos survived a valiant effort from the 4-5 Chicago Bears, escaping with a 17-12 victory on front of 75,555 at Mile High Stadium. The victory pushed Denver's 1996 home record to a perfect 6-0 and gave them a two-game advantage on the rest of the AFC with six games to go.

The Broncos' offense — which had its lowest total offense output to date for the season — still managed two first-half touchdown drives, the first one coming on their second possession of the game, as John Elway and Shannon Sharpe continued to click, this time from 15 yards out to give Denver a 7-3 lead that they almost — but never — relinquished.

A Terrell Davis one-yard touchdown run capped a 63-yard, 13-play drive that gave Denver a 14-3 lead at halftime. Davis, in just the 10th game of the season, surpassed the 1,000 rushing mark, faster than any Bronco running back in team annals. He also became only the 14th player in NFL history to rush for over 1,000 yards in each of his first two seasons in the league.

The second half was a complete reversal of the first, as Chicago held the ball for all but 2:31 of the third quarter. Fortunately for Denver, the Bears scored just six points in the quarter. After marching down the field for a touchdown to cut the deficit to five, the Bears tried and were successful on an on-sides kick to regain possession. However, a Rashawn Salaam fumble inside the Broncos' 10-yard line that was recovered by Tyrone Braxton preserved the lead for the home team.

In the final stanza, the two teams exchanged field goals to keep Denver's lead at 17-12 before Chicago mounted its final push for the lead.

Starting on their own 20, the Bears moved the ball all the way to the Broncos' one-yard line to set up a first-and-goal situation with 40 seconds remaining. But on four straight plays, the Broncos' defense held the fort, finally ending the Bears' threat when Braxton — who earlier in the game had an interception — knocked away Dave Krieg's pass intended for Curtis Conway as time ran out. The win also left Denver on top of the NFL with a 9-1 record with six games to go.

## OFFICIALS

Referee — Red Cashion (43); Umpire — Al Conway (27); Line Judge — Bill Spyska (12); Side Judge — Nate Jones (97); Head Linesman — Sid Semon (109); Back Judge — Jim Saracino (58); Field Judge — Bill Schmitz (122)

## STARTING LINEUPS

Chicago Bears				Denver Broncos			
Offense		Defense		Offense		Defense	
WR 83 M. Timpson	LE 96 A. Fontenot	WR 83 A. Miller	LE 90 D. Williams	LT 64 A. Heck	LT 99 J. Flanagan	LT 65 G. Zimmerman	LT 97 M. Lodish
LG 75 T. Perry	RE 98 C. Simpson	LG 69 M. Zimmereth	RT 95 M. Perry	C 67 J. Fontenot	RE 90 A. Spellman	C 66 T. Nalen	RE 91 A. Williams
RG 58 C. Villarreal	WLB 59 J. Cain	RG 75 B. Habib	WLB 51 J. Mobley	RT 71 J. Williams	MLB 92 B. Mintier	RT 76 B. Thompson	MLB 57 A. Aldridge
TE 87 B. Neely	SLB 55 V. Smith	TE 84 S. Sharpe	SLB 53 B. Romanowski	WR 80 C. Conway	LCB 21 D. Woolford	WR 80 R. Smith	LCB 39 R. Crockett
QB 17 D. Krieg	RCB 27 W. Harris	QB 7 J. Elway	RCB 21 R. Hilliard	FB 30 T. Carter	SS 23 M. Carter	FB 30 T. Davis	FS 27 S. Atwater
RB 31 R. Salaam	FS 20 M. Carrier	FB 29 A. Craver	SS 34 T. Braxton				

## FIELD GOALS (made ( ) & missed)

	J. Jaeger (35) (48)	J. Elam (24)					
	1	2	3	4	OT	TOTAL	
VISITOR	Chicago Bears	3	0	6	3	—	12
HOME	Denver Broncos	7	7	0	3	—	17

Team	Qtr	Clock Time	SCORING PLAY	SCORE Visitor Home
BEARS	1	9:34	J. Jaeger 35 yd. Field Goal (9-36, 3:37)	3 0
BRONCOS	1	3:43	S. Sharpe 15 yd. pass from J. Elway (J. Elam, kick) (11-80, 5:51)	3 7
BRONCOS	2	5:37	T. Davis 1 yd. run (J. Elam, kick) (13-63, 6:38)	3 14
BEARS	3	6:09	C. Conway 11 yd. pass from D. Krieg (2-pt. Attempt Failed) (14-74, 8:51)	9 14
BRONCOS	4	13:11	J. Elam 24 yd. Field Goal (12-65, 4:20)	9 17
BEARS	4	9:23	J. Jaeger 48 yd. Field Goal (9-46, 3:48)	12 17

## FINAL BRONCOS DEFENSIVE STATISTICS

(Based on coaches' film review)

Player	UT	A	TT	PD	FR	FF	S-Yds	I-yds
A. Aldridge	8	5	13	0	0	0	0-0	0-0
S. Atwater	9	3	12	0	0	1	0-0	0-0
A. Williams	7	3	10	1	0	0	1.0-9	0-0
T. Braxton	6	2	8	4	1	0	0-0	1-0
J. Mobley	5	2	7	0	0	0	0-0	0-0
B. Romanowski	5	2	7	0	0	0	0-0	0-0
R. Hilliard	5	0	5	0	0	0	0-0	1-27
D. Williams	4	0	4	0	0	0	0-0	0-0
M. Lodish	3	1	4	0	0	0	0-0	0-0
H. Hasselbach	2	2	4	0	0	0	0-0	0-0
R. Crockett	2	1	3	2	0	0	0-0	0-0
M. Perry	2	1	3	0	0	0	0-0	0-0
J. Geathers	1	2	3	0	0	0	0-0	0-0
T. Hauck	1	2	3	0	0	0	0-0	0-0
M. Tanuvasa	1	1	2	0	0	0	0-0	0-0
G. Cadrez	0	1	1	0	0	0	0-0	0-0
K. Burns	0	1	1	0	0	0	0-0	0-0
T. James	0	0	0	0	0	0	0-0	0-0
R. Jones	0	0	0	0	0	0	0-0	0-0
Team Totals	61	29	90	7	1	1	1.0-9	1-27

## FINAL INDIVIDUAL STATISTICS

Chicago Bears						Denver Broncos					
RUSHING	ATT	YDS	AVG	LG	TD	RUSHING	ATT	YDS	AVG	LG	TD
R. Harris	23	112	4.9	20	0	T. Davis	21	76	3.6	25	1
R. Salaam	11	53	4.8	16	0	A. Craver	4	13	3.3	5	0
C. Conway	1	5	5.0	5	0	J. Elway	1	3	3.0	3	0
D. Krieg	3	4	1.3	2	0						
T. Carter	1	0	0.0	0	0						
Total	39	174	4.5	20	0	Total	26	92	3.5	25	1

TKD/						TKD/					
PASSING	ATT	CMP	YDS	TD	LG	PASSING	ATT	CMP	YDS	TD	LG
D. Krieg	35	17	181	1/9	1 21 2	J. Elway	32	19	198	1/6	1 51 0
Total	35	17	181	1/9	1 21 2	Total	32	19	198	1/6	1 51 0

PASS RECEIVING						PASS RECEIVING					
NO	YDS	LONGEST	TD			NO	YDS	LONGEST	TD		
C. Conway	5	69	15	1		A. Miller	8	65	11	0	
T. Carter	4	19	8	0		S. Sharpe	5	92	51	1	
M. Timpson	3	42	19	0		T. Davis	2	10	9	0	
R. Harris	3	31	15	0		A. Craver	2	9	7	0	
B. Ingram	1	21	21	0		R. Smith	1	14	14	0	
R. Salaam	1	9	9	0		D. Carswell	1	8	8	0	
Total	17	181	21	1		Total	19	198	51	1	

INTERCEPTIONS						INTERCEPTIONS					
NO	YDS	LONGEST	TD			NO	YDS	LONGEST	TD		
						R. Hilliard	1	27	27	0	
						T. Braxton	1	0	0	0	
Total	0	0	0	0		Total	2	27	27	0	

PUNTING						PUNTING					
NO	YDS	AVG	TB	IN20	LG	NO	YDS	AVG	TB	IN20	LG
T. Sauerbrun	3	147	49.0	1	0 54	T. Rouen	5	211	42.2	1	1 56
Total	3	147	49.0	1	0 54	Total	5	211	42.2	1	1 56

PUNT RETURNS						PUNT RETURNS					
NO	FC	YDS	LG	TD		NO	FC	YDS	LG	TD	
B. Ingram	2	1	26	17	0	R. Smith	1	0	25	25	0
(DOWNED)	1	0	0	0	0	(OUT OF BOUNDS)	1	0	0	0	0
(TOUCHBACK)	1	0	0	0	0	(TOUCHBACK)	1	0	0	0	0

Returns						Returns					
2	26	17	0			1	25	25	0		

KICKOFF RTNS						KICKOFF RTNS					
NO	FC	YDS	LG	TD		NO	FC	YDS	LG	TD	
B. Ingram	3	0	54	22	0	V. Hebron	1	0	21	21	0
J. Jackson	1	0	17	17	0	(TOUCHBACK)	2	0	0	0	0
A. Marshall	0	0	0	0	0						
Returns	4		71	22	0	Returns	1		21	21	0

Chicago Bears FUMBLES						Denver Broncos FUMBLES					
FUM	OWN-REC	YDS	TD	FORCED	OPP-REC	FUM	OWN-REC	YDS	TD	FORCED	OPP-REC
R. Salaam	1	0	0	0	0	S. Atwater	0	0	0	0	1
Total	1	0	0	0	0	T. Braxton	0	0	0	0	1
						Total	0	0	0	0	1

## FINAL TEAM STATISTICS

	VISITOR BEARS	HOME BRONCOS
TOTAL FIRST DOWNS	24	17
By Rushing	12	6
By Passing	8	9
By Penalty	4	2
THIRD DOWN EFFICIENCY	5-15-33%	5-13-38%
FOURTH DOWN EFFICIENCY	2-3-67%	1-1-100%
TOTAL NET YARDS	346	284
Total Offensive Plays (inc. times thrown passing)	75	59
Average gain per offensive play	4.6	4.8
NET YARDS RUSHING	174	92
Total Rushing Plays	39	26
Average gain per rushing play	4.6	3.5
NET YARDS PASSING	172	192
Times thrown — yards lost attempting to pass	1-9	1-6
Gross yards passing	181	198
PASS ATTEMPTS-COMPLETIONS-HAD INTERCEPTED	35-17-2	32-19-0
Average gain per pass play (inc. # thrown passing)	4.8	5.8
KICKOFFS Number-In End Zone-Touchbacks	4-3-2	4-0-0
PUNTS Number and Average	3-49	5-42.2
Had Blocked	0	0
FGs — PATs Had Blocked	0-0	0-0
TOTAL RETURN YARDAGE (Not Including Kickoffs)	26	52
No. and Yards Punt Returns	2-26	1-25
No. and Yards Kickoff Returns	4-71	1-21
No. and Yards Interception Returns	0-0	2-27
PENALTIES Number and Yards	7-48	8-71
FUMBLES Number and Lost	1-1	0-0
TOUCHDOWNS	1	2
Rushing	0	1
Passing	1	1
EXTRA POINTS Made-Attempts	0-1	2-2
Kicking Made-Attempts	0-0	2-2
Passing Made-Attempts	0-1	0-0
FIELD GOALS Made-Attempts	2-2	1-1
SAFETIES	0	0
FINAL SCORE	12	17
TIME OF POSSESSION	32:51	27:09



11

# DENVER 34, NEW ENGLAND 8

Nov. 17, 1996 • Foxboro Stadium • Foxboro, Mass.

Weather: Cloudy, 55°, Wind NW 10 mph • Attendance: 59,452 • Time: 2:47

In a battle of first-place clubs, the Broncos impressively handled the New England Patriots for the second year in a row at Foxboro Stadium, this time by a score of 34-8 in front of 59,452 on a sunny day in Foxboro, Mass. The victory clinched the Broncos' first 10-win season since 1991, when the club finished 12-4. It also helped them maintain a two-game lead in the AFC West over Kansas City.

Denver took control of this one early, thwarting New England's fake punt attempt on the game's first possession, and then turning that into a 7-0 lead on Terrell Davis' 15-yard touchdown reception from John Elway. On the Patriots next play from scrimmage, Broncos' safety Steve Atwater intercepted Drew Bledsoe to set up a 42-yard, five-play drive that was capped by a 10-yard touchdown run by Davis and a 14-0 advantage. The lead grew to 24-0 by halftime, thanks to Davis' third touchdown of the day, a two-yard run that gave him three for the game, tying a team record that was done 17 previous times, including once by Davis (9/17/95).

The second half was a carbon copy of the first with fewer points scored, as Denver used a 10-play, 71-yard drive late in the third quarter, capped by Elway's one-yard touchdown plunge, to quiet any rally the Pats were trying to muster. A 47-yard field goal by Jason Elam capped the scoring in the fourth quarter.

Elway, who suffered a bruised right hand in the second quarter, but returned to action, threw for 175 yards and one score as well as running for one. Davis, who had 210 yards in total offense, rushed for 154 yards on a career-high 32 carries and caught four passes for 56 yards. Alfred Williams' 11th sack of the season set a new personal high for the free agent steal of 1996.

## OFFICIALS

Referee — Johnny Grier (23); Umpire — Jim Quirk (5); Line Judge — Jeff Bergman (32); Side Judge — Dean Look (49); Head Linesman — Tom Johnson (114); Back Judge — Van Gilmont (3); Field Judge — Billy Smith (2)

## STARTING LINEUPS

### Denver Broncos

Offense	Defense	Offense	Defense
WR 83 A. Miller	LE 90 D. Williams	WR 84 S. Jefferson	LE 55 W. McGinest
LT 65 G. Zimmerman	LT 97 M. Lodish	LT 78 B. Armstrong	DT 92 F. Collins
LG 69 M. Schlereth	RT 95 M. Perry	LG 76 W. Roberts	RE 96 M. Jones
C 66 T. Nalen	RE 91 A. Williams	C 64 D. Wohlabaugh	WLB 59 T. Collins
RG 75 B. Habi	WLB 51 J. Mobley	RG 71 T. Rucci	MLB 52 T. Johnson
RT 76 B. Thompson	MLB 57 A. Aldridge	RT 66 M. Lane	SLB 53 C. Shado
TE 84 S. Sharpe	SLB 53 B. Romanowski	TE 87 B. Coates	DB 45 O. Smith
WR 87 E. McCaffrey	LCB 39 R. Crockett	WR 88 T. Glenn	LCB 21 R. Reynolds
QB 7 J. Elway	RCB 20 T. James	QB 11 D. Bledsoe	RCB 31 J. Hitchcock
HB 30 T. Davis	FS 27 S. Atwater	RB 28 C. Martin	SS 36 L. Milloy
FB 29 A. Craver	SS 34 T. Braxton	FB 33 S. Gash	FS 32 W. Clay

### FIELD GOALS (made ( ) & missed)

J. Elam	52WR (28) (47)	A. Vinatieri			40WR		
		1	2	3	4	OT	TOTAL
VISITOR	Denver Broncos	14	10	7	3	—	34
HOME	New England Patriots	0	0	8	0	—	8

Team	Qtr	Clock Time	SCORING PLAY	SCORE
				Visitor Home
BRONCOS	1	10:17	T. Davis 15 yd. pass from J. Elway (J. Elam, kick) (5-32, 2-41)	7 0
BRONCOS	1	7:47	T. Davis 10 yd. run (J. Elam, kick) (5-42, 2-05)	14 0
BRONCOS	2	10:58	T. Davis 2 yd. run (J. Elam, kick) (7-32, 3-51)	21 0
BRONCOS	2	0:08	J. Elam 28 yd. Field Goal (7-54, 0-57)	24 0
PATRIOTS	3	8:56	C. Martin 7 yd. run (K. Byars-D. Bledsoe, pass) (6-68, 1-44)	24 8
BRONCOS	3	3:43	J. Elway 1 yd. run (J. Elam, kick) (10-71, 5-13)	31 8
BRONCOS	4	10:21	J. Elam 47 yd. Field Goal (11-40, 6-47)	34 8

## FINAL BRONCOS DEFENSIVE STATISTICS

(Based on coaches' film review)

Player	UT	A	TT	PD	FR	FF	S-Yds	I-yds
J. Mobley	8	0	8	0	0	0	0-0	0-0
A. Aldridge	5	0	5	2	0	0	0-0	0-0
R. Crockett	5	0	5	1	0	0	0-0	0-0
A. Williams	4	1	5	0	0	0	1-0-6	0-0
S. Atwater	2	3	5	1	0	0	0-0	1-11
T. Braxton	3	2	5	1	0	0	0-0	0-0
B. Romanowski	4	0	4	2	0	0	0-0	0-0
D. Johnson	3	0	3	2	0	1	0-0	0-0
M. Tanuvasa	1	2	3	0	0	0	1-0-5	0-0
T. James	1	1	2	2	0	0	0-0	0-0
D. Williams	1	0	1	0	0	0	0-0	0-0
M. Perry	1	0	1	0	0	0	0-0	0-0
G. Cadraz	1	0	1	0	0	0	0-0	0-0
M. Lodish	0	1	1	0	0	0	0-0	0-0
H. Hasselbach	0	0	0	0	0	0	0-0	0-0
J. Geathers	0	0	0	0	0	0	0-0	0-0
L. Washington	0	0	0	0	0	0	0-0	0-0
J. Robinson	0	0	0	0	0	0	0-0	0-0
Team Totals	39	10	49	11	0	1	2-0-11	1-11

## FINAL INDIVIDUAL STATISTICS

Denver Broncos							New England Patriots						
RUSHING	ATT	YDS	AVG	LG	TD		RUSHING	ATT	YDS	AVG	LG	TD	
T. Davis	32	154	4.8	15	2		C. Martin	7	13	1.9	7	1	
V. Hebron	11	43	3.9	13	0		D. Bledsoe	1	3	3.0	3	0	
J. Elway	1	1	1.0	11	1		D. Meggett	1	1	1.0	1	0	
A. Craver	1	0	0.0	0	0								
Total	45	198	4.4	15	3		Total	9	17	1.9	7	1	
TKD/							TKD/						
PASSING	ATT	CMP	YDS	YD	TD	LG	PASSING	ATT	CMP	YDS	YD	TD	LG
J. Elway	23	14	175	1/6	1	23	D. Bledsoe	41	22	212	2/11	0	39
B. Muegrave	4	2	555	0/0	0	46	T. Tupa	1	0	0/0	0	0	0
Total	27	16	230	1/6	1	46	Total	42	22	212	2/11	0	39
PASS RECEIVING	NO	YDS	LONGEST	TD			PASS RECEIVING	NO	YDS	LONGEST	TD		
A. Miller	4	78	46	0			C. Martin	7	23	9	0		
T. Davis	4	56	23	1			B. Coates	5	48	13	0		
S. Sharpe	3	37	15	0			S. Jefferson	2	56	39	0		
A. Craver	2	24	15	0			T. Glenn	2	22	12	0		
E. McCaffrey	2	24	19	0			T. Brown	2	14	10	0		
D. Carswell	1	11	11	0			D. Meggett	2	13	8	0		
							K. Byars	1	27	27	0		
							S. Gash	1	9	9	0		
Total	16	230	46	1			Total	22	212	39	0		
INTERCEPTIONS	NO	YDS	LONGEST	TD			INTERCEPTIONS	NO	YDS	LONGEST	TD		
S. Atwater	1	11	11	0			L. Milloy	1	14	14	0		
Total	1	11	11	0			Total	1	14	14	0		
PUNTING	NO	YDS	AVG	TB	IN20	LG	PUNTING	NO	YDS	AVG	TB	IN20	LG
T. Rouen	3	134	44.7	1	1	50	T. Tupa	5	225	45.0	0	0	53
Total	3	134	44.7	1	1	50	Total	5	225	45.0	0	0	53
PUNT RETURNS	NO	FC	YDS	LG	TD		PUNT RETURNS	NO	FC	YDS	LG	TD	
R. Smith	3	1	45	25	0		D. Meggett	0	0	0	0	0	
(DOWNED)	1	0	0	0	0		(DOWNED)	1	0	0	0	0	
Returns	3		45	25	0		(TOUCHBACK)	1	0	0	0	0	
KICKOFF RTNS	NO	FC	YDS	LG	TD		Returns	0		0	0	0	
V. Hebron	1	0	27	27	0		KICKOFF RTNS	NO	FC	YDS	LG	TD	
B. Chamberlain	1	0	15	15	0		T. Brown	4	0	83	29	0	
Returns	2		42	27	0		D. Meggett	3	0	69	24	0	
Denver Broncos							Returns	7		152	29	0	
FUMBLES	FUM	OWN-REC	YDS	TD	FORCED	OPP-REC	YDS	TD	OUT-BDS				
S. Atwater	1	0	0	0	0	0	0	0	0	1			
T. Davis	1	1	0	0	0	0	0	0	0	0			
D. Johnson	0	0	0	0	0	1	0	0	0	0			
Total	2	1	0	0	0	1	0	0	0	1			
New England Patriots													
FUMBLES	FUM	OWN-REC	YDS	TD	FORCED	OPP-REC	YDS	TD	OUT-BDS				
T. Glenn	0	0	0	0	0	1	0	0	0	0			
D. Meggett	1	0	0	0	0	0	0	0	0	1			
Total	1	0	0	0	0	1	0	0	0	1			

## FINAL TEAM STATISTICS

	VISITOR BRONCOS	HOME PATRIOTS
TOTAL FIRST DOWNS	26	12
By Rushing	12	3
By Passing	12	9
By Penalty	2	0
THIRD DOWN EFFICIENCY	8-14-57%	2-12-17%
FOURTH DOWN EFFICIENCY	0-0-0%	2-4-50%
TOTAL NET YARDS	422	218
Total Offensive Plays (inc. times thrown passing)	73	53
Average gain per offensive play	5.8	4.1
NET YARDS RUSHING	198	17
Total Rushing Plays	45	9
Average gain per rushing play	4.4	1.9
NET YARDS PASSING	224	201
Times thrown — yards lost attempting to pass	1-6	2-11
Gross yards passing	230	212
PASS ATTEMPTS-COMPLETIONS-HAD INTERCEPTED	27-16-1	42-22-1
Average gain per pass play (inc. # thrown passing)	8.0	4.6
KICKOFFS Number-In End Zone-Touchbacks	7-0-0	2-1-0
PUNTS Number and Average	3-44.7	5-45
Had Blocked	0	0
FGs — PATs Had Blocked	0-0	0-0
TOTAL RETURN YARDAGE (Not including Kickoffs)	56	14
No. and Yards Punt Returns	3-45	0-0
No. and Yards Kickoff Returns	2-42	7-152
No. and Yards Interception Returns	1-11	1-14
PENALTIES Number and Yards	5-52	6-34
FUMBLES Number and Lost	2-0	1-0
TOUCHDOWNS	4	1
Rushing	3	1
Passing	1	0
EXTRA POINTS Made-Attempts	4-4	1-1
Kicking Made-Attempts	4-4	0-0
FIELD GOALS Made-Attempts	2-3	0-1
SAFETIES	0	0
FINAL SCORE	34	8
TIME OF POSSESSION	39:00	21:00





13

# DENVER 34, SEATTLE 7

Dec. 1, 1996 • Mile High Stadium • Denver

Weather: Partly Cloudy, 50°, Wind S 6 mph • Attendance: 74,982 • Time: 2:59

The Broncos not only clinched their first AFC Western Division title since 1991 with a 34-7 victory over the Seattle Seahawks, but they were able to secure home-field advantage throughout the AFC playoffs by virtue of losses earlier in the day by Buffalo and Pittsburgh. They also reached a few milestones during the game.

A sellout crowd of 74,982 witnessed the Broncos dominate this contest from start to finish, racking up 441 yards of offense to Seattle's 277 and controlling the football for 41:24 to the Seahawks 18:36.

Vaughn Hebron took the opening kickoff 59 yards to set the Broncos up at the Seahawk 35-yard line, and John Elway connected with Shannon Sharpe six plays later from one-yard out to give Denver a 7-0 lead. It was Sharpe's 10th touchdown reception of the year, a new career high. The Seahawks answered that drive with a 66-yard touchdown drive of their own, with former Bronco and University of Colorado star Mike Pritchard hauling in a Rick Mirer pass from eight yards out. It would be the Seahawks only score of the day.

On the Broncos' next possession, Elway — who re-injured his hamstring on the drive — scored from two yards out to give Denver a lead they would never relinquish. He came back at the end of the second quarter to lead Denver on a 32-yard, five-play drive that ended with him throwing his 250th career touchdown pass, a four-yarder to Ed McCaffrey, to give Denver a 27-7 halftime advantage. He became the ninth player in league history to reach this milestone.

On the Broncos' first play of the second half, Elway connected with Sharpe for a seven-yard gain that put Elway over the 3,000-yard mark in passing yards for the 11th time in his career, tying Miami's Dan Marino for the most 3,000-yard seasons in league annals. Terrell Davis finished the drive by rambling in from five yards out to cap the scoring for the day.

With the victory, the Broncos improved their all-time record to 268-267-10, the first time since Nov. 6, 1960, when a 45-25 loss to Houston dropped the then first-year Broncos to 4-4. The win also improved their home record since 1974 to 138-46-1 (130-45-1 in regular season play), best in the NFL over this period.

## OFFICIALS

Referee — Ron Blum (7); Umpire — Bob Wagner (100); Line Judge — Dale Orem (51); Side Judge — Howard Slavin (29); Head Linesman — Bob McGrath (35); Back Judge — Al Jurey (106); Field Judge — Kirk Doman (6)

## STARTING LINEUPS

### Seattle Seahawks

Offense	Defense
WR 84 J. Galloway	LE 70 Michael Sinclair
LT 74 J. Atkins	LT 98 Sam Adams
LG 66 P. Kendall	RT 96 C. Kennedy
C 52 K. Mawae	RE 99 M. McCrary
RG 77 D. Graham	SLB 90 T. Wooden
RT 75 H. Ballard	MLB 95 D. Wells
TE 87 C. Crumpler	WLB 55 W. Moses
WR 88 R. Proehl	LCB 26 C. Gray
QB 3 R. Mirer	RCB 30 C. Harris
FB 38 M. Strong	SS 25 R. Blackmon
RB 42 C. Warren	FS 33 D. Williams

### Denver Broncos

Offense	Defense
WR 83 A. Miller	LE 90 D. Williams
LT 85 G. Zimmerman	LT 97 M. Lodish
LG 69 M. Schlereth	RT 95 M. Perry
C 66 T. Nalen	RE 91 A. Williams
RG 75 B. Habib	WLB 51 J. Mobley
RT 76 S. Thompson	MLB 57 A. Aldridge
TE 84 S. Sharpe	SLB 53 B. Romanowski
WR 87 E. McCaffrey	LCB 39 R. Crockett
QB 7 J. Elway	RCB 48 L. Washington
HB 30 T. Davis	FS 27 S. Atwater
FB 29 A. Craver	SS 34 T. Braxton

## FIELD GOALS (made ( ) & missed)

Visitor	Home	1	2	3	4	OT	TOTAL
Seattle Seahawks	Denver Broncos	7	0	0	0	—	7
HOME	SEATTLE SEAHAWKS	14	13	7	0	—	34

## SCORING PLAY

Team	Qtr	Clock	Time	Score	Visitor	Home
BRONCOS	1	11:38	S. Sharpe 1 yd. pass from J. Elway (J. Elam, kick) (6-35, 3:24)	0	7	
SEAHAWKS	1	5:25	M. Pritchard 8 yd. pass from R. Mirer (T. Peterson, kick) (6-56, 3:29)	7	7	
BRONCOS	1	1:51	J. Elway 2 yd. run (J. Elam, kick) (7-56, 3:34)	7	14	
BRONCOS	2	9:15	J. Elam 44 yd. Field Goal (11-43, 8:00)	7	17	
BRONCOS	2	1:47	J. Elam 18 yd. Field Goal (14-56, 6:00)	7	20	
BRONCOS	2	0:30	E. McCaffrey 4 yd. pass from J. Elway (J. Elam, kick) (5-32, 0:33)	7	27	
BRONCOS	3	8:53	T. Davis 5 yd. run (J. Elam, kick) (10-83, 5:13)	7	34	

## FINAL BRONCOS DEFENSIVE STATISTICS

(Based on coaches' film review)

Player	UT	A	TT	PD	FR	FF	S-Yds	I-yds
T. Braxton	7	5	12	2	0	0	0-0	1-12
A. Aldridge	6	1	7	0	0	0	0-0	0-0
S. Atwater	3	1	4	0	0	0	0-0	0-0
B. Romanowski	3	1	4	0	0	0	0-0	0-0
J. Mobley	2	2	1	0	0	0	0-0	0-0
R. Crockett	2	2	1	0	0	0	0-0	0-0
D. Williams	2	1	3	0	0	0	0-0	0-0
R. Hilliard	2	0	2	0	0	0	0-0	0-0
K. Burns	1	1	2	0	0	0	0-0	0-0
T. James	1	1	2	1	1	1	0-0	1-0
L. Washington	1	1	2	1	0	0	0-0	0-0
M. Lodish	1	0	1	0	0	0	0.5-2.5	0-0
M. Perry	1	0	1	0	0	0	0-0	0-0
D. Johnson	1	0	1	0	0	0	0-0	0-0
J. Geathers	1	0	1	0	0	0	0-0	0-0
H. Hasselbach	1	0	1	0	0	0	0-0	0-0
T. Hauck	0	0	0	0	0	0	0-0	0-0
R. Jones	0	0	0	0	0	0	0-0	0-0
J. Robinson	1	0	1	0	0	0	0.5-2.5	0-0
M. Tanuvasa	0	0	0	0	0	0	0-0	0-0
A. Williams	0	0	0	0	0	0	0-0	0-0
Team Totals	35	15	50	4	1	1	1.0-5	2-12

## FINAL INDIVIDUAL STATISTICS

Seattle Seahawks						
RUSHING	ATT	YDS	AVG	LG	TD	
L. Smith	8	42	5.3	9	0	
C. Warren	7	32	4.6	13	0	
R. Mirer	4	31	7.8	13	0	
Total	19	105	5.5	13	0	

PASSING						
ATT	CMP	YDS	YD	LG	IN	
R. Mirer	28	13	177	1/5	1	43
Total	28	13	177	1/5	1	43

PASS RECEIVING						
NO	YDS	LONGEST	TD			
J. Galloway	5	108	43	0		
C. Crumpler	4	31	11	0		
B. Blades	2	23	16	0		
M. Pritchard	1	8	8	1		
R. Williams	1	7	7	0		
Total	13	177	43	1		

INTERCEPTIONS						
NO	YDS	LONGEST	TD			
Total	0	0	0	0		

PUNTING						
NO	YDS	AVG	TB	IN20	LG	
R. Tuten	5	276	55.2	0	2	58
Total	5	276	55.2	0	2	58

PUNT RETURNS						
NO	FC	YDS	LG	TD		
R. Harris	0	2	0	0	0	
Returns	0	0	0	0	0	

KICKOFF RTNS						
NO	FC	YDS	LG	TD		
R. Harris	4	0	85	29	0	
C. Harris	1	0	21	21	0	
(TOUCHBACK)	2	0	0	0	0	
Returns	5	106	29	0		

Seattle Seahawks FUMBLES						
FUM	OWN-REC	YDS	TD	FORCED	OPP-REC	YDS
J. Galloway	1	0	0	0	0	0
Total	1	0	0	0	0	0

Denver Broncos FUMBLES						
FUM	OWN-REC	YDS	TD	FORCED	OPP-REC	YDS
T. James	0	0	0	0	1	15
Total	0	0	0	0	1	15

## FINAL TEAM STATISTICS

VISITOR SEAHAWKS				HOME BRONCOS			
TOTAL FIRST DOWNS	13			31			
By Rushing	4			11			
By Passing	8			16			
By Penalty	1			4			
THIRD DOWN EFFICIENCY	3-10-30%			8-15-53%			
FOURTH DOWN EFFICIENCY	0-0-0%			0-1-0%			
TOTAL NET YARDS	277			441			
Total Offensive Plays (inc. times thrown passing)	48			80			
Average gain per offensive play	5.8			5.5			
NET YARDS RUSHING	105			205			
Total Rushing Plays	19			45			
Average gain per rushing play	5.5			4.6			
NET YARDS PASSING	172			236			
Times thrown — yards lost attempting to pass	1-5			1-4			
Gross yards passing	177			240			
PASS ATTEMPTS-COMPLETIONS-HAD INTERCEPTED	28-13-2			34-23-0			
Average gain per pass play (inc. # thrown passing)	5.9			6.7			
KICKOFFS Number-In End Zone-Touchbacks	2-0-0			7-4-2			
PUNTS Number and Average	5-55.2			2-38			
Had Blocked	0			0			
FGs — PATs Had Blocked	0-0			0-0			
TOTAL RETURN YARDAGE (Not Including Kickoffs)	0			70			
No. and Yards Punt Returns	0-0			4-58			
No. and Yards Kickoff Returns	5-106			2-100			
No. and Yards Interception Returns	0-0			2-12			
PENALTIES Number and Yards	6-44			7-52			
FUMBLES Number and Lost	1-1			0-0			
TOUCHDOWNS	1			4			
Rushing	0			2			
Passing	1			2			
EXTRA POINTS Made-Attempts	1-1			4-4			
Kicking Made-Attempts	1-1			4-4			
FIELD GOALS Made-Attempts	0-0			2-2			
SAFETIES	0			0			
FINAL SCORE	7			34			
TIME OF POSSESSION	18:36			41:24			

# 14 GREEN BAY 41, DENVER 6

Dec. 8, 1996 • Lambeau Field • Green Bay, Wisc.

Weather: Mostly Cloudy, 31°, Wind NW 20 mph • Attendance: 60,712 • Time: 3:03

The Broncos saw their nine-game winning streak come to a screeching halt in front of 60,712 at Lambeau Field as the Green Bay Packers took advantage of various Bronco mistakes and the absence of three Broncos' starters — most notably quarterback John Elway — to cruise to a 41-6 victory. The loss dropped the Broncos' record to 12-2 and improved the Packers' slate to 11-3.

On the game's opening possession, Denver — led by backup quarterback Bill Musgrave — committed its first blunder of the day, as fullback Aaron Craver fumbled at the Broncos' 41-yard line and the Packers turned it into a field goal for a 3-0 advantage.

After a Jason Elam 40-yard field goal tied the score at 3, the two squads played an even game until the end of the second quarter, when the Packers put 10 points on the board in 1:37 to take a 13-3 advantage to the lockerroom at the break.

The Broncos got off to a good start in the second half, as Tyrone Braxton recorded his eighth interception of the year, which Denver turned into three more points to cut the deficit to seven. But a Brett Favre to Antonio Freeman 51-yard hook-up restored Green Bay's 14-point cushion, as well as its confidence.

Another Favre touchdown pass, this time to Keith Jackson, built the lead to 27-6, and then consecutive fumbles by Musgrave and Vaughn Hebronn were turned into two more scores, resulting in the final margin.

During the contest, Broncos' running back Terrell Davis passed Otis Armstrong (1,407 yards in 1974) for the most rushing yards in a season by a Bronco back, and passed Sammy Winder (296 carries in 1984) for most carries in a season. Freeman ended the contest with 175 receiving yards on nine catches for the Packers.

## OFFICIALS

Referee — Gary Lane (120); Umpire — Jeff Rice (44); Line Judge — Dave Anderson (81); Side Judge — Jon Bible (40); Head Linesman — Sanford Rivers (121); Back Judge — Duke Carroll (11); Field Judge — Bobby Skelton (73)

## STARTING LINEUPS

Denver Broncos				Green Bay Packers			
Offense		Defense		Offense		Defense	
WR 83 A. Miller	LE 96 H. Hasselbach	WR 86 A. Freeman	LE 92 R. White	LT 70 J. Brown	LT 97 M. Lodish	LT 77 J. Michals	T 71 S. Dotson
LG 69 M. Schlereth	RT 95 M. Perry	LG 73 F. Taylor	NT 93 G. Brown	C 66 T. Nalen	RE 91 A. Williams	C 52 F. Winters	RE 96 S. Jones
RG 75 B. Habib	WLB 51 J. Mobley	RG 63 A. Timmerman	LOLB 59 W. Simmons	RT 76 B. Thompson	MLB 57 A. Aldridge	RT 72 E. Dotson	MLB 53 G. Koonce
TE 84 S. Sharpe	SLB 53 B. Romanowski	TE 89 M. Chmura	RCB 51 B. Williams	WR 87 E. McCaffrey	LCB 39 R. Crockett	WR 84 A. Rison	LCB 21 C. Newsome
QB 14 B. Musgrave	RCB 46 L. Washington	QB 4 B. Favre	RCB 33 D. Evans	FB 30 T. Davis	FS 27 S. Atwater	RB 34 E. Bennett	SS 36 L. Butler
FB 29 A. Craver	SS 34 T. Braxton	FB 30 W. Henderson	FS 41 E. Robinson				

## FIELD GOALS (made ( ) & missed)

J. Elam	(40) (39)	C. Jacke	(33) (22)		
VISITOR	Denver Broncos	1	2	3	4
HOME	Green Bay Packers	3	10	7	21
		OT			TOTAL
		—			6
		—			41

## SCORING PLAY

Team	Qtr	Clock	Time	SCORING PLAY	SCORE
PACKERS	1	7:57		C. Jacke 33 yd. Field Goal (11-26, 4:50)	0 3
BRONCOS	1	2:49		J. Elam 40 yd. Field Goal (10-47, 5:08)	3 3
PACKERS	2	1:54		C. Jacke 22 yd. Field Goal (13-46, 6:59)	3 6
PACKERS	2	0:17		A. Freeman 14 yd. pass from B. Favre (C. Jacke, kick) (5-73, 0:34)	3 13
BRONCOS	3	11:58		J. Elam 39 yd. Field Goal (4-7, 2:00)	6 13
PACKERS	3	8:48		A. Freeman 51 yd. pass from B. Favre (C. Jacke, kick) (6-88, 3:06)	6 20
PACKERS	4	14:16		K. Jackson 1 yd. pass from B. Favre (C. Jacke, kick) (11-50, 6:05)	6 27
PACKERS	4	7:21		A. Freeman 25 yd. pass from B. Favre (C. Jacke, kick) (6-35, 3:44)	6 34
PACKERS	4	5:27		D. Beebe 0 yd. run (C. Jacke, kick) (3-15, 1:36)	6 41

## FINAL BRONCOS DEFENSIVE STATISTICS

(Based on coaches' film review)

Player	UT	A	TT	PD	FR	FF	S-Yds	I-yds
A. Aldridge	5	4	9	0	0	0	0-0	0-0
B. Romanowski	3	5	8	0	0	0	0-0	0-0
S. Atwater	6	1	7	0	0	0	0-0	1-0
J. Mobley	3	4	7	2	0	0	0.5-2	0-0
M. Perry	6	0	6	0	0	0	0.5-2	0-0
A. Williams	6	0	6	0	0	0	0-0	0-0
T. Braxton	4	1	5	0	0	0	0-0	1-14
R. Crockett	3	2	5	2	0	0	0-0	0-0
L. Washington	3	1	4	3	0	0	0-0	0-0
M. Lodish	3	0	3	0	0	0	0-0	0-0
D. Johnson	2	1	3	0	0	0	0-0	0-0
T. Hauck	0	3	3	0	0	0	0-0	0-0
H. Hasselbach	1	1	2	0	0	0	0-0	0-0
T. James	1	1	2	0	0	0	0-0	0-0
G. Cadrez	1	0	1	0	0	0	0-0	0-0
M. Tanuvasa	0	1	1	0	0	0	0-0	0-0
J. Geathers	0	0	0	0	0	0	0-0	0-0
K. Burns	0	0	0	0	0	0	0-0	0-0
R. Jones	0	0	0	0	0	0	0-0	0-0
J. Robinson	0	0	0	0	0	0	0-0	0-0
E. Jones	0	0	0	0	0	0	0-0	0-0
Team Totals	47	25	72	7	0	0	1.0-4	2-14

## FINAL INDIVIDUAL STATISTICS

Denver Broncos											Green Bay Packers																						
RUSHING	ATT	YDS	AVG	LG	TD						RUSHING	ATT	YDS	AVG	LG	TD																	
T. Davis	14	54	3.9	10	0						D. Levens	14	86	6.1	13	0																	
V. Hebron	7	30	4.3	8	0						T. Jarvey	3	7	2.3	4	0																	
B. Musgrave	1	6	6.0	6	0						E. Bennett	9	5	0.6	5	0																	
J. Lewis	1	4	4.0	4	0						W. Henderson	1	3	3.0	3	0																	
A. Craver	1	-1	-1.0	-1	0						B. Favre	2	2	1.0	2	0																	
Total	24	93	3.9	10	0						Total	29	103	3.6	13	0																	
PASSING	ATT	CMP	YDS	TD	LG	IN						PASSING	ATT	CMP	YDS	TD	LG	IN															
B. Musgrave	21	12	101	3/23	0	27	0						B. Favre	38	20	280	1/4	4	51	2													
J. Lewis	3	1	5	0/0	0	5	0						Total	38	20	280	1/4	4	51	2													
Total	24	13	106	3/23	0	27	0																										
PASS RECEIVING	NO	YDS	LONGEST	TD								PASS RECEIVING	NO	YDS	LONGEST	TD																	
S. Sharpe	4	34	16	0								A. Freeman	9	175	51	3																	
E. McCaffrey	3	41	27	0								M. Chmura	4	70	29	0																	
A. Miller	2	18	13	0								K. Jackson	3	20	13	1																	
M. Sherrard	1	7	7	0								D. Levens	2	7	8	0																	
R. Smith	1	5	5	0								A. Rison	1	7	7	0																	
V. Hebron	1	5	5	0								W. Henderson	1	1	1	0																	
A. Craver	1	-5	-5	0								Total	20	280	51	4																	
Total	13	106	27	0																													
INTERCEPTIONS	NO	YDS	LONGEST	TD								INTERCEPTIONS	NO	YDS	LONGEST	TD																	
T. Braxton	1	14	14	0								Total	0	0	0	0																	
T. James	1	0	0	0																													
Total	2	14	14	0																													
PUNTING	NO	YDS	AVG	TB	IN20	LG						PUNTING	NO	YDS	AVG	TB	IN20	LG															
T. Rouen	5	174	34.8	0	0	46						C. Henrich	2	78	39.0	0	2	45															
Total	5	174	34.8	0	0	46						Total	2	78	39.0	0	2	45															
PUNT RETURNS	NO	FC	YDS	LG	TD							PUNT RETURNS	NO	FC	YDS	LG	TD																
R. Smith	1	1	6	6	0							D. Howard	2	1	24	16	0																
Returns	0		6	6	0							(DOWNED)	1	0	0	0	0																
KICKOFF RTNS	NO	FC	YDS	LG	TD							(OUT OF BOUNDS)	1	0	0	0	0																
V. Hebron	6	0	119	23	0							Returns	2		24	16	0																
B. Chamberlain	2	0	34	21	0							KICKOFF RTNS <th>NO</th> <th>FC</th> <th>YDS</th> <th>LG</th> <th>TD</th> <th colspan="6"></th>	NO	FC	YDS	LG	TD																
Returns	8		153	23	0							Total	3		45	28	0																
Denver Broncos	FUM	OWN-REC	YDS	TD	FORCED	OPP-REC	YDS	TD	OUT-BDS						Denver Broncos	FUM	OWN-REC	YDS	TD	FORCED	OPP-REC	YDS	TD	OUT-BDS									
A. Craver	1	0	0	0	0	0	0	0	0						S. Jones	0	0	0	0	1	0	0	0	0									
B. Chamberlain	1	0	0	0	0	0	0	0	0						B. Favre	1	1	-1	0	0	0	0	0	0									
J. Robinson	0	1	0	0	0	0	0	0	0						D. Evans	0	0	0	0	1	0	0	0	0									
B. Musgrave	1	0	0	0	0	0	0	0	0						R. White	0	0	0	0	1	0	0	0	0									
V. Hebron	1	0	0	0	0	0	0	0	0						Unidentified	0	0	0	0	1	0	0	0	0									
Total	4	1	0	0	0						B. Williams	0	0	0	0	0																	
Green Bay Packers	FUM	OWN-REC	YDS	TD	FORCED	OPP-REC	YDS	TD	OUT-BDS						Green Bay Packers	FUM	OWN-REC	YDS	TD	FORCED	OPP-REC	YDS	TD	OUT-BDS									
S. Jones	0	0	0	0	1	1	0	0	0						T. Jarvey	0	0	0	0	0	0	0	0	0									
B. Favre	1	1	-1	0	0	0	0	0	0						D. Levens	0	0	0	0	0	0	0	0	0									
D. Evans	0	0	0	0	0	0	0	0	0						E. Bennett	0	0	0	0	0	0	0	0	0									
R. White	0	0	0	0	0	0	0	0	0						W. Henderson	0	0	0	0	0	0	0	0	0									
Unidentified	0	0	0	0	1	0	0	0	0						B. Favre	0	0	0	0	0	0	0	0	0									
B. Williams	0	0	0	0	0	0	0	0	0						Total	0	0	0	0	3	3	0	0	0									
T. Jarvey	1	0	0	0	0	0	0	0	0																								
D. Beebe	0	1	0	1	0	0	0	0	0																								
Total	2	2	-1	1	3	3	0	0	0																								



Weather: Sunny, 40°, Wind SW 7 mph • Attendance: 75,466 • Time: 3:25

For the second year in a row, the Broncos dashed the playoff hopes of the Oakland Raiders with a thrilling 24-19 victory over their arch-rivals in front of 75,466 at Mile High Stadium. It was Denver's second win over Oakland this season and fourth in a row, the longest streak over the Raiders since the two original AFL foes began the series in 1960.

The win also improved the Broncos' record to 13-2 — their best mark after 15 games in franchise history — and also enabled Denver to finish undefeated at home for only the second time in the franchise's 37-year history (1981 was the other year).

As in most home games in 1996, the Broncos started out like gang-busters, scoring on four of their first five possessions, including a Terrell Davis three-yard touchdown run that enabled him to tie the team record for touchdowns in a season with 14. It was also his 12th rushing touchdown of the year, tying another team mark. A Jason Elam 28-yard field goal in the second quarter sent the Broncos to the locker room with a 24-3 lead.

The Raiders fought back early in the third quarter, converting a Rod Smith fumbled punt into three points, and then sacking Broncos' QB John Elway and recovering his fumble in the end zone for a touchdown.

The margin was cut to five late in the fourth quarter on a Jeff Hostetler-to-Daryl Hobbs seven-yard touchdown hookup. Hostetler, who had suffered a concussion on an earlier failed two-point conversion attempt and was hit again on the Hobbs touchdown, had to leave the game and was replaced by Billy Joe Hobert when the Raiders got the ball back with 1:52 remaining. But after moving his team into Denver territory, Hobert's third pass was picked off by Ray Crockett with 1:11 left to play in the game and the Broncos had secured the win.

The victory for Elway was his 126th as a starter, breaking the NFL record previously held by Fran Tarkenton. Elway also equaled his own team record for touchdown passes in a season with his 26th, a record he set in 1995. Davis set the single-season franchise record for total yards from scrimmage, surpassing Otis Armstrong's 1,812 yards in 1974.

Also, Elam reached the 100-point mark for the fourth consecutive year, a first by a Bronco player. The win also ensured that Denver would finish no worse than tied for the best record in the NFL for only the second time in franchise history, with the other time being in 1977.

## OFFICIALS

Referee — Bernie Kukar (86); Umpire — John Keck (67); Line Judge — Charles Stewart (62); Side Judge — Don Carlson (39); Head Linesman — Gary Slaughter (30); Back Judge — Paul Baetz (22); Field Judge — Bill Leavy (127)

## STARTING LINEUPS

Oakland Raiders				Denver Broncos			
Offense		Defense		Offense		Defense	
WR 82 J. Jett	LE 51 L. Johnstone	WR 83 A. Miller	LE 90 D. Williams	LT 75 P. Harlow	RT 97 R. Maryland	LT 97 M. Lodish	RT 97 M. Perry
LG 76 S. Wisniewski	RT 91 C. McGlockton	LG 69 M. Schlereth	RT 95 M. Perry	RG 66 D. Turk	RE 56 P. Swilling	RE 91 A. Williams	RE 91 A. Williams
RG 66 K. Gogan	LLB 50 M. Morton	RG 75 B. Habib	WLB 51 J. Mobley	TE 83 R. Kennedy	MLB 54 G. Biekert	TE 83 R. Kennedy	TE 83 R. Kennedy
RT 72 L. Kennedy	RLB 52 M. Jones	RT 76 B. Thompson	SLB 53 B. Romanowski	QB 15 J. Hostetler	LCB 36 T. McDaniel	QB 15 J. Hostetler	QB 15 J. Hostetler
RB 34 D. Fannin	SS 43 L. Lynch	QB 7 J. Elway	RCB 39 R. Crockett	RB 26 N. Kaufman	FS 21 D. Carrington	RB 26 N. Kaufman	RB 26 N. Kaufman
		FB 29 A. Craver	SS 34 T. Braxton				

### FIELD GOALS (made ( ) & missed)

		J. Elam		(28) 40W/L	
C. Ford	(38) (35)	1	2	3	4
VISITOR	Oakland Raiders	3	0	9	7
HOME	Denver Broncos	7	17	0	0
					OT
					19
					24

Team	Qtr	Clock Time	SCORING PLAY	SCORE Visitor Home
BRONCOS	1	8:00	T. Davis 3 yd. run (J. Elam, kick) (10-69, 5:46)	0 7
RAIDERS	1	3:05	C. Ford 38 Field Goal (10-63, 4:55)	3 7
BRONCOS	2	14:05	A. Craver 1 yd. run (J. Elam, kick) (7-65, 4:00)	3 14
BRONCOS	2	10:38	R. Smith 20 yd. pass from J. Elway (J. Elam, kick) (5-35, 2:19)	3 21
BRONCOS	2	4:17	J. Elam 28 yd. Field Goal (12-54, 5:56)	3 24
RAIDERS	3	9:42	C. Ford 35 yd. Field Goal (7-9, 2:05)	6 24
RAIDERS	3	4:23	L. Johnstone 1 yd. fumble return (2-pt. Attempt Failed)	12 24
RAIDERS	4	3:38	D. Hobbs 7 yd. pass from J. Hostetler (C. Ford, kick) (12-70, 4:24)	19 24

## FINAL BRONCOS DEFENSIVE STATISTICS

(Based on coaches' film review)

Player	UT	A	TT	PD	FR	FF	S-Yds	I-yds
R. Crockett	7	1	8	2	0	0	0-0	1-34
A. Aldridge	5	3	8	0	0	1	0-0	0-0
T. Braxton	6	0	6	1	0	1	0-0	1-0
S. Atwater	4	1	5	2	0	0	0-0	1-0
L. Washington	4	1	5	0	0	0	0-0	0-0
A. Williams	4	0	4	0	0	0	0-0	0-0
B. Romanowski	3	1	4	1	1	0	0.5-4	0-0
J. Geathers	2	0	2	0	0	0	0.5-4	0-0
M. Perry	2	0	2	2	0	0	0-0	0-0
J. Mobley	1	1	2	0	0	0	0-0	0-0
H. Hasselbach	1	0	1	0	0	0	0-0	0-0
R. Hilliard	1	0	1	0	0	0	0-0	0-0
M. Tanuvasa	1	0	1	0	0	0	0-0	0-0
M. Lodish	0	1	1	0	0	0	0-0	0-0
G. Cadrez	0	0	0	0	0	0	0-0	0-0
T. James	0	0	0	0	0	0	0-0	0-0
D. Williams	0	0	0	0	0	0	0-0	0-0
Team Totals	41	9	50	8	1	2	1.0-8	3-34

## FINAL INDIVIDUAL STATISTICS

Oakland Raiders							Denver Broncos						
RUSHING	ATT	YDS	AVG	LG	TD		RUSHING	ATT	YDS	AVG	LG	TD	
H. Williams	3	61	20.3	44	0		T. Davis	27	80	3.0	12	1	
N. Kaufman	9	44	4.9	31	0		A. Craver	6	17	2.8	10	1	
D. Fennner	1	0	0.0	0	0		J. Elway	4	2	0.5	3	0	
Total	13	105	8.1	44	0		Total	37	99	2.7	12	2	
TKD/							TKD/						
PASSING	ATT	CMP	YDS	YD	TD	LG	PASSING	ATT	CMP	YDS	YD	TD	LG
J. Hostetler	36	18	146	1/8	1	17	J. Elway	31	19	206	2/20	1	24
B. Hobert	3	1	12	0/0	0	12							
Total	39	19	158	1/8	1	17	Total	31	19	206	2/20	1	24
PASS RECEIVING	NO	YDS	LONGEST	TD			PASS RECEIVING	NO	YDS	LONGEST	TD		
T. Brown	7	57	16	0			B. Chamberlain	5	61	15	0		
D. Hobbs	6	52	17	1			D. Carswell	4	16	7	0		
N. Kaufman	3	28	14	0			A. Miller	3	48	22	0		
R. Dudley	3	21	9	0			E. McCaffrey	3	20	9	0		
							R. Smith	2	44	24	1		
							M. Sherrard	1	15	15	0		
							S. Sharpe	1	2	2	0		
Total	19	158	17	1			Total	19	206	24	1		
INTERCEPTIONS	NO	YDS	LONGEST	TD			INTERCEPTIONS	NO	YDS	LONGEST	TD		
C. Kidd	1	1	1	0			R. Crockett	1	34	34	0		
							S. Atwater	1	0	0	0		
							T. Braxton	1	0	0	0		
Total	1	1	1	0			Total	3	34	34	0		
PUNTING	NO	YDS	AVG	TB	IN20	LG	PUNTING	NO	YDS	AVG	TB	IN20	LG
L. Araguz	4	177	44.3	1	1	50	T. Rouen	3	128	42.7	0	0	49
Total	4	177	44.3	1	1	50	Total	3	128	42.7	0	0	49
PUNT RETURNS	NO	FC	YDS	LG	TD		PUNT RETURNS	NO	FC	YDS	LG	TD	
T. Brown	1	2	19	19	0		R. Smith	2	1	11	11	0	
Returns	1		19	19	0		(TOUCHBACK)	1	0	0	0	0	
KICKOFF RTNS	NO	FC	YDS	LG	TD		Returns	2		11	11	0	
C. Kidd	3	0	54	21	0		KICKOFF RTNS	NO	FC	YDS	LG	TD	
N. Kaufman	2	0	41	24	0		V. Hebron	2	0	46	31	0	
Returns	5		95	24	0		(TOUCHBACK)	1	0	0	0	0	
							Returns	2		46	31	0	
Oakland Raiders	FUM	OWN-REC	YDS	TD	FORCED	OPP-REC	YDS	TD	OUT-BDS				
H. Williams	1	0	0	0	0	0	0	0	0	0	0	0	0
D. Land	0	0	0	0	0	1	0	0	0	0	0	0	0
P. Swilling	0	0	0	0	0	1	0	0	0	0	0	0	0
L. Johnston	0	0	0	0	0	1	0	1	1	1	0	0	0
C. Kidd	1	1	0	0	0	0	0	0	0	0	0	0	0
Total	2	1	0	0	0	1	2	1	1	0	0	0	0
Denver Broncos	FUM	OWN-REC	YDS	TD	FORCED	OPP-REC	YDS	TD	OUT-BDS				
T. Braxton	0	0	0	0	0	1	0	0	0	0	0	0	0
B. Romanowski	0	0	0	0	0	0	1	0	0	0	0	0	0
R. Smith	1	0	0	0	0	1	0	0	0	0	0	0	0
J. Elway	1	0	0	0	0	0	0	0	0	0	0	0	0
Total	2	0	0	0	0	2	1	0	0	0	0	0	0

## FINAL TEAM STATISTICS

TOTAL FIRST DOWNS		VISITOR RAIDERS	HOME BRONCOS
By Rushing		18	23
By Passing		2	8
By Penalty		10	12
		6	3
THIRD DOWN EFFICIENCY		4-11-36%	6-14-43%
FOURTH DOWN EFFICIENCY		0-0-0%	1-1-100%
TOTAL NET YARDS		255	285
Total Offensive Plays (inc. times thrown passing)		53	53
Average gain per offensive play		4.8	4.1
NET YARDS RUSHING		105	99
Total Rushing Plays		13	37
Average gain per rushing play		8.1	2.7
NET YARDS PASSING		150	186
Times thrown — yards lost attempting to pass		1-8	2-20
Gross yards passing		168	206
PASS ATTEMPTS-COMPLETIONS-HAD INTERCEPTED		39-19-3	31-19-1
Average gain per pass play (inc. # thrown passing)		3.8	5.6
KICKOFFS Number-In End Zone-Touchbacks		5-4-3	5-2-0
PUNTS Number and Average		4-44.3	3-42.7
Had Blocked		0	0
FGs — PATs Had Blocked		0-0	0-0
TOTAL RETURN YARDAGE (Not Including Kickoffs)		20	45
No. and Yards Punt Returns		1-19	2-11
No. and Yards Kickoff Returns		5-95	2-46
No. and Yards Interception Returns		1-1	3-34
PENALTIES Number and Yards		20-157	10-101
FUMBLES Number and Lost		2-1	2-2
TOUCHDOWNS		2	3
Rushing		0	2
Passing		1	1
Fumbles		1	0
EXTRA POINTS Made-Attempts		1-2	3-3
Kicking Made-Attempts		1-1	3-3
Rushing Made-Attempts		0-0	0-0
FIELD GOALS Made-Attempts		2-2	1-2
SAFETIES		0	0
FINAL SCORE		19	24
TIME OF POSSESSION		23:54	36:06

# 16

## SAN DIEGO 16, DENVER 10

Dec. 22, 1996 • Jack Murphy Stadium, San Diego, Calif.

Weather: Light Drizzle, 56°, Wind WSW 11 mph • Attendance: 46,801 • Time: 3:14

The Broncos closed out the 1996 regular season resting most of the key components as they prepared for the postseason, dropping a 16-10 decision to the San Diego Chargers in front of 46,801 at Jack Murphy Stadium and a national ESPN television audience.

The loss dropped Denver into a tie with Green Bay for the best record in the league, only the second time (1977 being the other) that the Broncos finished with the best record in pro football.

With some of their key offensive components only playing 20 to 25 plays, the Broncos jumped out to a 10-0 lead thanks to two interceptions from their defense. The touchdown was a one-yard run by Terrell Davis, elevating him to a new team record for touchdowns in a season (15).

As the second quarter got underway, more starters, such as John Elway, were pulled from the contest. Elway, who was 6-11 for 46 yards on the day, went over the 45,000-yard passing mark early in the contest, becoming only the third player in NFL history to accomplish this feat, along with Fran Tarkenton and Dan Marino.

But the Chargers scored the next 16 points of the game to take a 16-10 into the fourth quarter before Denver mounted one last drive. Rookie quarterback Jeff Lewis, inserted because of a shoulder injury suffered by backup Bill Musgrave, drove Denver 72 yards in 9:21, but an interception in the end zone by Rodney Harrison thwarted Lewis' chance to pull off an Elway-like comeback.

The victory allowed the Chargers to finish at .500 on the season and prevented Denver from finishing with sole possession of the best record in the NFL for the first time in franchise history. The Broncos did, however, gain enough yards of total offense (214) to secure the No. 1 ranking in the NFL for first time in franchise history.

### OFFICIALS

Referee — Tom White (123); Umpire — Bob Boylston (101); Line Judge — Ron Winter (82); Side Judge — Tommy Moore (60); Head Linesman — Ron Phares (10); Back Judge — Bob Moore (36); Field Judge — Richard Feels (83)

### STARTING LINEUPS

Denver Broncos				San Diego Chargers			
Offense		Defense		Offense		Defense	
WR 83 A. Miller	LE 90 D. Williams	WR 83 A. Coleman	LE 99 R. Johnson	LT 65 G. Zimmerman	LT 97 M. Lodish	LT 70 V. Parker	LT 96 D. Sasa
LT 65 G. Zimmerman	RT 98 M. Tanuvasa	LG 77 E. Moten	RT 97 J. Parrella	LG 77 E. Moten	RE 91 A. Williams	RE 95 V. Edwards	RE 95 V. Edwards
C 66 T. Nalen	RE 91 A. Williams	RG 68 J. Cocozzo	OLB 58 L. Bush	RG 68 J. Cocozzo	WLB 51 J. Mobley	ILB 54 K. Gouveia	ILB 54 K. Gouveia
RG 75 B. Habib	WLB 51 J. Mobley	TE 88 D. May	ROLB 55 J. Seau	TE 88 D. May	MLB 57 A. Aldridge	LCB 31 W. Clark	LCB 31 W. Clark
RT 76 B. Thompson	MLB 57 A. Aldridge	QB 12 S. Humphries	RCB 29 T. Shaw	QB 12 S. Humphries	SLB 53 B. Romanowski	SS 37 R. Harrison	SS 37 R. Harrison
TE 89 D. Carswell	SLB 53 B. Romanowski	TE 89 S. Mitchell	FS 36 K. Gross	TE 89 S. Mitchell	LCB 21 R. Hilliard	FS 36 K. Gross	FS 36 K. Gross
WR 87 E. McCaffrey	LCB 21 R. Hilliard	RB 35 F. Bradley		RB 35 F. Bradley	RCB 48 L. Washington		
QB 7 J. Elway	RCB 48 L. Washington				FS 27 S. Atwater		
HB 30 T. Davis	FS 27 S. Atwater				SS 34 T. Braxton		
FB 29 A. Craver	SS 34 T. Braxton						

### FIELD GOALS (made ( ) & missed)

J. Elam	(51) 45WL	C. Jacks	(50) (21) (22)	TOTAL
VISITOR	Denver Broncos	1	2	3
HOME	San Diego Chargers	10	0	0
		7	3	6
				0
				—
				16

Team	Qtr	Clock	Time	SCORING PLAY	SCORE
BRONCOS	1	13:49	J. Elam 51 yd. Field Goal (4-2, 1:03)	3	0
BRONCOS	1	8:20	T. Davis 1 yd. run (J. Elam, kick) (7-31, 3:00)	10	0
CHARGERS	1	1:46	Jones 9 yd. pass from Humphries (Carney, kick) (3-15, 1:21)	10	7
CHARGERS	2	8:31	Carney 50 yd. Field Goal (4-4, 1:22)	10	10
CHARGERS	3	9:24	Carney 21 yd. Field Goal (10-57, 4:12)	10	13
CHARGERS	3	0:33	Carney 22 yd. Field Goal (14-78, 6:13)	10	16

### FINAL BRONCOS DEFENSIVE STATISTICS

(Based on coaches' film review)

Player	UT	A	TT	PD	FR	FF	S-Yds	I-yds
A. Aldridge	8	4	12	0	0	0	0-0	0-0
S. Atwater	5	3	8	0	0	0	0-0	0-0
T. Braxton	7	0	7	0	0	0	0-0	0-0
M. Lodish	5	0	5	0	0	0	0-0	0-0
T. James	3	2	5	2	0	0	0-0	1-15
J. Mobley	3	2	5	0	0	0	0-0	0-0
B. Romanowski	3	1	4	0	0	0	0-0	1-0
M. Tanuvasa	2	1	3	1	0	0	1-0	0-0
G. Cadrez	1	2	3	0	0	0	0-0	0-0
A. Williams	2	0	2	0	0	0	0-0	0-0
H. Hasselbach	2	0	2	0	0	0	0-0	0-0
E. Jones	1	1	2	0	0	0	0-0	0-0
K. Burns	1	0	1	0	0	0	0-0	0-0
R. Hilliard	1	0	1	1	0	0	0-0	0-0
R. Jones	1	0	1	0	0	0	0-0	0-0
T. Hauck	1	0	1	0	0	0	0-0	0-0
L. Washington	1	0	1	1	0	0	0-0	0-0
J. Robinson	0	1	1	0	0	0	0-0	1-23
D. Williams	0	1	1	0	0	0	0-0	0-0
D. Johnson	0	0	0	0	0	0	0-0	0-0
J. Geathers	0	0	0	0	0	0	0-0	0-0
B. Hager	0	0	0	0	0	0	0-0	0-0
Team Totals	47	18	65	5	0	0	1-0	3-38

### FINAL INDIVIDUAL STATISTICS

Denver Broncos											San Diego Chargers																									
RUSHING	ATT	YDS	AVG	LG	TD	PASSING	ATT	YDS	AVG	LG	TD	RUSHING	ATT	YDS	AVG	LG	TD	PASSING	ATT	YDS	AVG	LG	TD													
J. Lewis	3	35	11.7	18	0	B. Musgrave	18	11	69	1/9	0	F. Bradley	19	60	3.2	15	0	T. Davis	9	21	2.3	13	1													
T. Davis	9	21	2.3	13	1	J. Lewis	14	8	53	1/7	0	T. Fletcher	3	21	7.0	14	0	V. Hebron	6	9	1.5	3	0													
V. Hebron	6	9	1.5	3	0	J. Elway	11	6	46	1/4	0	A. Hayden	1	1	1.0	1	0	J. Elway	1	3	3.0	3	0													
J. Elway	1	3	3.0	3	0	E. McCaffrey	2	2	-2	-1.0	0	S. Humphries	4	-1	-0.3	1	0	B. Musgrave	2	-2	-1.0	0	0													
B. Musgrave	2	-2	-1.0	0	0	Total	21	66	3.1	18	1	Total	27	81	3.0	15	0	Total	21	66	3.1	18	1													
TKD/											TKD/																									
PASSING	ATT	CMP	YDS	TD	LG	INT	PASSING	ATT	CMP	YDS	TD	LG	INT	PASSING	ATT	CMP	YDS	TD	LG	INT	PASSING	ATT	CMP	YDS	TD	LG	INT									
B. Musgrave	18	11	69	1/9	0	11	S. Humphries	36	17	170	1/7	1	20	3	T. Martin	4	50	20	0	0	0	T. Martin	4	50	20	0	0									
J. Lewis	14	8	53	1/7	0	11	Total	36	17	170	1/7	1	20	3	C. Jones	4	40	17	1	0	0	C. Jones	4	40	17	1	0									
J. Elway	11	6	46	1/4	0	12	Total	36	17	170	1/7	1	20	3	B. Roche	3	23	13	0	0	0	B. Roche	3	23	13	0	0									
Total	43	25	168	3/20	0	12	Total	36	17	170	1/7	1	20	3	T. Fletcher	2	17	13	0	0	0	T. Fletcher	2	17	13	0	0									
PASS RECEIVING											PASS RECEIVING											PASS RECEIVING														
PASS RECEIVING	NO	YDS	LONGEST	TD	PASS RECEIVING	NO	YDS	LONGEST	TD	PASS RECEIVING	NO	YDS	LONGEST	TD	PASS RECEIVING	NO	YDS	LONGEST	TD	PASS RECEIVING	NO	YDS	LONGEST	TD	PASS RECEIVING	NO	YDS	LONGEST	TD							
A. Craver	6	32	11	0	R. Smith	4	31	11	0	T. Martin	4	50	20	0	C. Jones	4	40	17	1	0	T. Martin	4	50	20	0	C. Jones	4	40	17	1	0					
R. Smith	4	31	11	0	A. Miller	3	27	12	0	B. Roche	3	23	13	0	D. May	2	15	12	0	0	B. Roche	3	23	13	0	D. May	2	15	12	0	0					
A. Miller	3	27	12	0	D. Carswell	3	24	11	0	T. Fletcher	2	17	13	0	F. Bradley	1	20	20	0	0	T. Fletcher	2	17	13	0	F. Bradley	1	20	20	0	0					
D. Carswell	3	24	11	0	B. Chamberlain	3	22	9	0	D. May	2	15	12	0	A. Coleman	1	5	5	0	0	D. May	2	15	12	0	A. Coleman	1	5	5	0	0					
B. Chamberlain	3	22	9	0	V. Hebron	3	13	9	0	F. Bradley	1	20	20	0	Total	17	170	20	1	0	V. Hebron	3	13	9	0	Total	17	170	20	1	0					
V. Hebron	3	13	9	0	E. McCaffrey	2	10	7	0	A. Coleman	1	5	5	0	Total	17	170	20	1	0	E. McCaffrey	2	10	7	0	Total	17	170	20	1	0					
E. McCaffrey	2	10	7	0	T. Davis	1	9	9	0	Total	25	168	12	0	INTERCEPTIONS	NO <th>YDS</th> <th>LONGEST</th> <th>TD</th> <td>T. Davis</td> <td>1</td> <td>9</td> <td>9</td> <td>0</td> <td>INTERCEPTIONS</td> <td>NO<th>YDS</th><th>LONGEST</th><th>TD</th></td>	YDS	LONGEST	TD	T. Davis	1	9	9	0	INTERCEPTIONS	NO <th>YDS</th> <th>LONGEST</th> <th>TD</th>	YDS	LONGEST	TD							
T. Davis	1	9	9	0	INTERCEPTIONS											INTERCEPTIONS																				
INTERCEPTIONS											INTERCEPTIONS											INTERCEPTIONS														
INTERCEPTIONS	NO	YDS	LONGEST	TD	INTERCEPTIONS	NO	YDS	LONGEST	TD	INTERCEPTIONS	NO	YDS	LONGEST	TD	INTERCEPTIONS	NO	YDS	LONGEST	TD	INTERCEPTIONS	NO	YDS	LONGEST	TD	INTERCEPTIONS	NO	YDS	LONGEST	TD							
L. Washington	1	23	23	0	L. Washington	1	23	23	0	R. Harrison	1	21	21	0	R. Harrison	1	21	21	0	0	R. Harrison	1	21	21	0	R. Harrison	1	21	21	0	0					
T. James	1	15	15	0	T. James	1	15	15	0	W. Clark	1	0	0	0	W. Clark	1	0	0	0	0	W. Clark	1	0	0	0	W. Clark	1	0	0	0	0					
B. Romanowski	1	0	0	0	B. Romanowski	1	0	0	0	Total	2	21	21	0	Total	2	21	21	0	0	Total	2	21	21	0	Total	2	21	21	0	0					
Total	3	38	23	0	Total	3	38	23	0	PUNTING											PUNTING															
PUNTING											PUNTING											PUNTING														
PUNTING	NO	YDS	AVG	TB	INT20	LG	PUNTING	NO	YDS	AVG	TB	INT20	LG	PUNTING	NO	YDS	AVG	TB	INT20	LG	PUNTING	NO	YDS	AVG	TB	INT20	LG	PUNTING	NO	YDS	AVG	TB	INT20	LG		
T. Rouen	5	207	41.4	1	2	52	D. Bennett	6	276	46.0	0	1	58	D. Bennett	6	276	46.0	0	1	58	D. Bennett	6	276	46.0	0	1	58	D. Bennett	6	276	46.0	0	1	58		
Total	5	207	41.4	1	2	52	Total	6	276	46.0	0	1	58	Total	6	276	46.0	0	1	58	Total	6	276	46.0	0	1	58	Total	6	276	46.0	0	1	58		
PUNT RETURNS											PUNT RETURNS											PUNT RETURNS														
PUNT RETURNS	NO	FC	YDS	LG	TD	PUNT RETURNS	NO	FC	YDS	LG	TD	PUNT RETURNS	NO	FC	YDS	LG	TD	PUNT RETURNS	NO	FC	YDS	LG	TD	PUNT RETURNS	NO	FC	YDS	LG	TD	PUNT RETURNS	NO	FC	YDS	LG	TD	
R. Smith	3	3	39	18	0	C. Jones	1	1	21	21	0	C. Jones	1	1	21	21	0	C. Jones	1	1	21	21	0	C. Jones	1	1	21	21	0	C. Jones	1	1	21	21	0	0
Returns	3		39	18	0	(DOWNED)	1	0	0	0	0	(DOWNED)	1	0	0	0	0	(DOWNED)	1	0	0	0	0	(DOWNED)	1	0	0	0	0	(DOWNED)	1	0	0	0	0	
KICKOFF RTNS	NO	FC	YDS	LG	TD	(OUT OF BOUNDS)	1	0	0	0	0	(OUT OF BOUNDS)	1	0	0	0	0	(OUT OF BOUNDS)	1	0	0	0	0	(OUT OF BOUNDS)	1	0	0	0	0	(OUT OF BOUNDS)	1	0	0	0	0	
V. Hebron	4	0	105	44	0	(TOUCHBACK)	1	0	0	0	0	(TOUCHBACK)	1	0	0	0	0	(TOUCHBACK)	1	0	0	0	0	(TOUCHBACK)	1	0	0	0	0	(TOUCHBACK)	1	0	0	0	0	
(TOUCHBACK)	1	0	0	0	0	Returns	1		21	21	0	Returns	1		21	21	0	Returns	1		21	21	0	Returns	1		21	21	0	Returns	1		21	21	0	0
Total	4	0	105	44	0	Kickoff RTNS	NO	FC	YDS	LG	TD	Kickoff RTNS	NO	FC	YDS	LG	TD	Kickoff RTNS	NO	FC	YDS	LG	TD	Kickoff RTNS	NO	FC	YDS	LG	TD	Kickoff RTNS	NO	FC	YDS	LG	TD	
Kickoff RTNS	NO	FC	YDS	LG	TD	A. Coleman	3	0	43	17	0	A. Coleman	3	0	43	17	0	A. Coleman	3	0	43	17	0	A. Coleman	3	0	43	17	0	A. Coleman	3	0	43	17	0	0
V. Hebron	4	0	105	44	0	(TOUCHBACK)	1	0	0	0	0	(TOUCHBACK)	1	0	0	0	0	(TOUCHBACK)	1	0	0	0	0	(TOUCHBACK)	1	0	0	0	0	(TOUCHBACK)	1	0	0	0	0	
(TOUCHBACK)	1	0	0	0	0	Returns	3		43	17	0	Returns	3		43	17	0	Returns	3		43	17	0	Returns	3		43	17	0	Returns	3		43	17	0	0
Total	4	0	105	44	0	Denver Broncos FUMBLES											Denver Broncos FUMBLES																			
Denver Broncos FUMBLES											Denver Broncos FUMBLES											Denver Broncos FUMBLES														
FUMBLE	OWN-REC	YDS	TD	FUMBLE	OWN-REC	YDS	TD	FUMBLE	OWN-REC	YDS	TD	FUMBLE	OWN-REC	YDS	TD	FUMBLE	OWN-REC	YDS	TD	FUMBLE	OWN-REC	YDS	TD	FUMBLE	OWN-REC	YDS	TD	FUMBLE	OWN-REC	YDS	TD	FUMBLE	OWN-REC	YDS	TD	
J. Elway	1	0	0	0	J. Elway	1	0	0	0	J. Elway	1	0	0	0	J. Elway	1	0	0	0	J. Elway	1	0	0	0	J. Elway	1	0	0	0	J. Elway	1	0	0	0	0	
B. Musgrave	1	0	0	0	B. Musgrave	1	0	0	0	B. Musgrave	1	0	0	0	B. Musgrave	1	0	0	0	B. Musgrave	1	0	0	0	B. Musgrave	1	0	0	0	B. Musgrave	1	0	0	0	0	
Total	2	0	0	0	Total	2	0	0	0	Total	2	0	0	0	Total	2	0	0	0	Total	2	0	0	0	Total	2	0	0	0	Total	2	0	0	0	0	
San Diego Chargers FUMBLES											San Diego Chargers FUMBLES											San Diego Chargers FUMBLES														
FUMBLE	OWN-REC	YDS	TD	FUMBLE	OWN-REC	YDS	TD	FUMBLE	OWN-REC	YDS	TD	FUMBLE	OWN-REC	YDS	TD	FUMBLE	OWN-REC	YDS	TD	FUMBLE	OWN-REC	YDS	TD	FUMBLE	OWN-REC	YDS	TD	FUMBLE	OWN-REC	YDS	TD	FUMBLE	OWN-REC	YDS	TD	
V. Edwards	0	0	0	0	V. Edwards	0	0	0	0	V. Edwards	0	0	0	0	V. Edwards	0	0	0	0	V. Edwards	0	0	0	0	V. Edwards	0	0	0	0	V. Edwards	0	0	0	0	0	
J. Seau	0	0	0	0	J. Seau	0	0	0	0	J. Seau	0	0	0	0	J. Seau	0	0	0	0	J. Seau	0	0	0	0	J. Seau	0	0	0	0	J. Seau	0	0	0	0	0	
K. Gouveia	0	0	0	0	K. Gouveia	0	0	0	0	K. Gouveia	0	0	0	0	K. Gouveia	0	0	0	0	K. Gouveia	0	0	0	0	K. Gouveia	0	0	0	0	K. Gouveia	0	0	0	0	0	
S. Humphries	1	1	-1	0	S. Humphries	1	1	-1	0	S. Humphries	1	1	-1	0	S. Humphries	1	1	-1	0	S. Humphries	1	1	-1	0	S. Humphries	1	1	-1	0	S. Humphries	1	1	-1	0	0	
A. Coleman	1	1	0	0	A. Coleman	1	1	0	0	A. Coleman	1	1	0	0	A. Coleman	1	1	0	0	A. Coleman	1	1	0	0	A. Coleman	1	1	0	0	A. Coleman	1	1	0	0	0	
Total	2	2	-1	0	Total	2	2	-1	0	Total	2	2	-1	0	Total	2	2	-1	0	Total	2	2	-1	0	Total	2	2	-1	0	Total	2	2	-1	0	0	

### FINAL TEAM STATISTICS

	VISITOR BRONCOS	HOME CHARGERS
TOTAL FIRST DOWNS		
By Rushing	13	14
By Passing	5	4
By Penalty	7	9
	1	1
THIRD DOWN EFFICIENCY	7-16-44%	4-16-25%
FOURTH DOWN EFFICIENCY	0-1-0%	1-1-100%
TOTAL NET YARDS	214	244
Total Offensive Plays (inc. times thrown passing)	67	64
Average gain per offensive play	3.2	3.8
NET YARDS RUSHING		
Total Rushing Plays	86	81
Average gain per rushing play	21	27
	3.1	3.0
NET YARDS PASSING		
Times thrown - yards lost attempting to pass	148	163
Gross yards passing	3-20	1-7
	168	170
PASS ATTEMPTS-COMPLETIONS-HAD INTERCEPTED		
Average gain per pass play (inc. # thrown passing)	43-25-2	36-17-3
	3.2	4.4
KICKOFFS Number-In End Zone-Touchbacks	2-0-0	5-3-1
PUNTS Number and Average	5-41.4	6-46
Had Blocked	0	0
FGs - PATs Had Blocked	0-0	0-0
TOTAL RETURN YARDAGE (Not Including Kickoffs)	77	42
No. and Yards Punt Returns	3-39	1-21
No. and Yards Kickoff Returns	4-105	3-43
No. and Yards Interception Returns	3-38	2-21
PENALTIES Number and Yards	9-86	7-51
FUMBLES Number and Lost	2-2	2-0
TOUCHDOWNS		
Rushing	1	1
Passing	1	0
Fumbles	0	1
	0	0
EXTRA POINTS Made-Attempts	1-1	1-1
Kicking Made-Attempts	1-1	1-1
FIELD GOALS Made-Attempts	1-2	3-3
SAFETIES	0	0
FINAL SCORE	10	16
TIME OF POSSESSION	33:06	26:54



# AFC DIVISIONAL PLAYOFF

## Jacksonville 30, Denver 27

January 4, 1997 • Mile High Stadium • Denver

Weather: Sunny, 46°, Wind NW 15 mph • Attendance: 75,678 • Time: 3:02

The Broncos' most successful season since 1991 came to a surprising end at the hands of the Jacksonville Jaguars in an AFC Divisional Playoff game in front of 75,678 stunned fans at Mile High Stadium, by a final score of 30-27. The loss was Denver's first of the season at home and only their second ever at home in postseason competition.

The contest began on a promising note for the Broncos, as they scored on two of their first three possessions to take a 12-0 lead into the second quarter. First, Vaughn Hebronn scored his first ever postseason touchdown on a one-yard plunge on fourth down. During that drive, Terrell Davis set a franchise record for the longest postseason run with a 47-yard scamper. On Denver's next possession, Shannon Sharpe hauled in an 18-yard pass from John Elway to produce the 12-point margin.

The Jaguars then proceeded to score on their next six possessions, with the first five being unanswered by the Broncos, producing a 23-12 advantage for Jacksonville. The Broncos responded with a nine-play, 57-yard drive, capped by a two-yard touchdown run by Davis, who then tacked on the two-point conversion himself to cut the deficit to three. But then Mark Brunell, who threw for 245 yard and two touchdowns on the day, connected with Jimmy Smith on a critical third-and-five play at the Broncos' 16-yard line with 3:39 remaining in the game to restore a 10-point advantage.

The Broncos again pulled to within three points when Elway found Ed McCaffrey in the end zone for a 15-yard touchdown with 1:50 left, but Denver's magic ran out as the Jaguars held on for the 30-27 win.

During the contest, Elway — who played in his franchise-record 15th postseason game — passed Terry Bradshaw for fourth place on the all-time NFL postseason list for pass attempts. Natrone Means, who led Jacksonville's 203-yard ground attack, rushed for 140 yards on 21 carries. Brunell added 44 more on seven rushes.

### OFFICIALS

Referee — Red Cashion (43); Umpire — Art Demmas (78); Line Judge — Byron Boston (18); Side Judge — Laird Hayes (125); Head Linesman — Sid Semon (109); Back Judge — Tim Mills (80); Field Judge — John Robinson (46)

### STARTING LINEUPS

#### Jacksonville Jaguars

Offense			Defense			Offense			Defense		
WR	82	J. Smith	LE	56	J. Lageman	WR	83	A. Miller	LE	90	D. Williams
LT	71	T. Boselli	LT	92	D. Davey	LT	85	G. Zimmerman	LT	97	M. Lodish
LG	62	B. Coleman	RT	64	J. Jurkovic	LG	69	M. Schlereth	RT	95	M. Perry
C	79	D. Widell	RE	96	C. Simmons	C	66	T. Nalen	RE	91	A. Williams
RG	76	R. Tyiski	SLB	51	K. Hardy	RG	75	B. Habib	WLB	51	J. Mobley
RT	72	L. Searcy	MLB	55	T. McManus	RT	76	B. Thompson	MLB	57	A. Aldridge
TE	86	D. Brown	WLB	50	E. Robinson	TE	84	S. Sharpe	SLB	53	B. Romanowski
WR	87	K. McCardell	LCB	21	A. Beasley	WR	87	E. McCaffrey	LCB	39	R. Crockett
QB	6	M. Brunell	RCB	25	M. Washington	QB	7	J. Elway	RCB	48	L. Washington
RB	20	N. Means	SS	28	D. Hall	HB	30	T. Davis	FS	27	S. Atwater
FB	35	L. Maston	FS	37	C. Hudson	FB	29	A. Craver	SS	34	T. Braxton

#### FIELD GOALS (made ( ) & missed)

		1	2	3	4	OT	TOTAL
M. Hollis	(46) (42) (22)						
VISITOR	Jacksonville Jaguars	0	13	7	10	—	30
HOME	Denver Broncos	12	0	0	15	—	27

Team	Qtr	Clock	Time	SCORING PLAY	SCORE
BRONCOS	1	6:22		V. Hebronn 1 yd. run (No good, blocked) (6-50, 2:58)	0 6
BRONCOS	1	0:33		S. Sharpe 18 yd. pass from J. Elway (2-pt. Att. Failed) (7-64, 3:52)	0 12
JAGUARS	2	11:15		M. Hollis 46 yd. Field Goal (10-50, 4:18)	3 12
JAGUARS	2	2:58		N. Means 8 yd. run (M. Hollis, kick) (10-80, 5:21)	10 12
JAGUARS	2	0:10		M. Hollis 42 yd. Field Goal (5-65, 0:47)	13 12
JAGUARS	3	8:51		K. McCardell 31 yd. pass from M. Brunell (M. Hollis, kick) (7-75, 3:18)	20 12
JAGUARS	4	10:51		M. Hollis 22 yd. Field Goal (17-68, 8:32)	23 12
BRONCOS	4	7:37		T. Davis 2 yd. run (T. Davis, run) (9-57, 3:14)	23 20
JAGUARS	4	3:39		J. Smith 16 yd. pass from M. Brunell (M. Hollis, kick) (9-74, 3:58)	30 20
BRONCOS	4	1:50		E. McCaffrey 15 yd. pass from J. Elway (J. Elam, kick) (8-80, 1:49)	30 27

### FINAL BRONCOS DEFENSIVE STATISTICS

(from unofficial press box statistics)

Player	UT	A	TT	PD	FR	FF	S-Yds	I-yds
T. Braxton	10	1	11	0	0	0	0-0	0-0
J. Mobley	6	2	8	1	0	0	0-0	0-0
S. Atwater	6	0	6	0	0	0	0-0	0-0
A. Aldridge	5	1	6	1	0	0	1-0	0-0
M. Perry	4	1	5	0	0	0	0-0	0-0
D. Williams	2	2	4	1	0	0	1-0	0-0
R. Crockett	2	0	2	1	0	0	0-0	0-0
T. Hauck	2	0	2	0	0	0	0-0	0-0
T. James	2	0	2	0	0	0	0-0	0-0
M. Lodish	2	0	2	0	0	0	0-0	0-0
B. Romanowski	2	0	2	0	0	0	0-0	0-0
H. Hasselbach	1	0	1	0	0	0	0-0	0-0
R. Hilliard	1	0	1	0	0	0	0-0	0-0
M. Tanuvasa	1	0	1	0	0	0	0-0	0-0
A. Williams	1	0	1	2	0	0	0-0	0-0
K. Burns	0	0	0	0	0	0	0-0	0-0
<b>Team Totals</b>	<b>47</b>	<b>7</b>	<b>54</b>	<b>6</b>	<b>0</b>	<b>0</b>	<b>2-0-5</b>	<b>0-0</b>

### FINAL INDIVIDUAL STATISTICS

Jacksonville Jaguars							Denver Broncos						
RUSHING	ATT	YDS	AVG	LG	TD		RUSHING	ATT	YDS	AVG	LG	TD	
N. Means	21	140	6.7	21	1		T. Davis	14	91	6.5	47	1	
M. Brunell	7	44	6.3	29	0		J. Elway	5	30	6.0	19	0	
J. Stewart	8	19	2.4	5	0		V. Hebronn	2	5	2.5	4	1	
<b>Total</b>	<b>36</b>	<b>203</b>	<b>5.6</b>	<b>29</b>	<b>1</b>		<b>Total</b>	<b>21</b>	<b>126</b>	<b>6.0</b>	<b>47</b>	<b>2</b>	

TKD/							TKD/						
PASSING	ATT	CMP	YDS	YD	TD	LG	PASSING	ATT	CMP	YDS	YD	TD	LG
M. Brunell	29	18	245	2/5	2	44	J. Elway	38	25	226	1/1	2	18
<b>Total</b>	<b>29</b>	<b>18</b>	<b>245</b>	<b>2/5</b>	<b>2</b>	<b>44</b>	<b>Total</b>	<b>38</b>	<b>25</b>	<b>226</b>	<b>1/1</b>	<b>2</b>	<b>18</b>

PASS RECEIVING					PASS RECEIVING				
NO	YDS	LONGEST	TD		NO	YDS	LONGEST	TD	
K. McCardell	5	59	311	1	T. Davis	7	24	6	0
N. Means	4	46	29	0	A. Miller	5	67	18	0
J. Smith	3	71	44	1	E. McCaffrey	5	54	151	1
W. Jackson	3	35	19	0	A. Craver	3	17	7	0
P. Mitchell	2	9	8	0	S. Sharpe	2	31	181	1
J. Stewart	1	25	25	0	D. Carswell	2	18	10	0
					R. Smith	1	15	15	0
<b>Total</b>	<b>18</b>	<b>245</b>	<b>44</b>	<b>2</b>	<b>Total</b>	<b>25</b>	<b>226</b>	<b>18</b>	<b>2</b>

INTERCEPTIONS					INTERCEPTIONS				
NO	YDS	LONGEST	TD		NO	YDS	LONGEST	TD	
<b>Total</b>	<b>0</b>	<b>0</b>	<b>0</b>	<b>0</b>	<b>Total</b>	<b>0</b>	<b>0</b>	<b>0</b>	<b>0</b>

PUNTING						PUNTING					
	NO	YDS	AVG	TB	IN20 LG		NO	YDS	AVG	TB	IN20 LG
B. Barker	3	119	39.7	0	0 49	T. Rouen	5	213	42.6	1	3 52
Total	3	119	39.7	0	0 49	Total	5	213	42.6	1	3 52

PUNT RETURNS					PUNT RETURNS						
	NO	FC	YDS	LG	TD		NO	FC	YDS	LG	TD
C. Hudson	1	2	3	3	0	R. Smith	2	0	12	6	0
(DOWNED)	1	0	0	0	0	(OUT OF BOUNDS)	1	0	0	0	0
(TOUCHBACK)	1	0	0	0	0						
<b>Returns</b>	<b>1</b>	<b>0</b>	<b>3</b>	<b>3</b>	<b>0</b>	<b>Returns</b>	<b>2</b>	<b>0</b>	<b>12</b>	<b>6</b>	<b>0</b>

Returns	1	3	3	0	Returns	2	12	6	0		
KICKOFF RTNS	NO	FC	YDS	LG	TD	KICKOFF RTNS	NO	FC	YDS	LG	TD
B. Brooks	4	0	75	29	0	V. Hebron	3	0	85	38	0
L. Maston	0	0	0	0	0	B. Chamberlain	1	0	15	15	0


Jacksonville Jaguars					Denver Broncos				
FUMBLES	FUM	OWN-REC	YDS	TD	FUMBLES	FUM	OWN-REC	YDS	TD
T. McManus	0	0	0	0	D. Carswell	1	1	0	0
<b>Total</b>	<b>0</b>	<b>0</b>	<b>0</b>	<b>0</b>	<b>Total</b>	<b>1</b>	<b>1</b>	<b>0</b>	<b>0</b>

FORCED					FORCED				
OPP-REC	YDS	TD	OUT-BDS		OPP-REC	YDS	TD	OUT-BDS	
<b>Total</b>	<b>1</b>	<b>0</b>	<b>0</b>	<b>0</b>	<b>Total</b>	<b>0</b>	<b>0</b>	<b>0</b>	<b>0</b>

### FINAL TEAM STATISTICS

		VISITOR JAGUARS	HOME BRONCOS
TOTAL FIRST DOWNS		22	21
By Rushing		8	7
By Passing		11	13
By Penalty		2	1
THIRD DOWN EFFICIENCY		8-15-53%	6-12-50%
FOURTH DOWN EFFICIENCY		0-0-0%	1-1-100%
TOTAL NET YARDS		443	351
Total Offensive Plays (inc. times thrown passing)		67	60
Average gain per offensive play		6.6	5.9
NET YARDS RUSHING		203	126
Total Rushing Plays		36	21
Average gain per rushing play		5.6	6.0
NET YARDS PASSING		240	225
Times thrown — yards lost attempting to pass		2-5	1-1
Gross yards passing		245	226
PASS ATTEMPTS-COMPLETIONS-HAD INTERCEPTED		29-16-0	38-25-0
Average gain per pass play (inc. # thrown passing)		7.7	5.8
KICKOFFS Number-In End Zone-Touchbacks		7-1-1	5-2-0
PUNTS Number and Average		3-39.7	5-42.6
Had Blocked		0	0
FGs — PATs Had Blocked		0-0	0-1
TOTAL RETURN YARDAGE (Not Including Kickoffs)		3	12
No. and Yards Punt Returns		1-3	2-12
No. and Yards Kickoff Returns		4-75	6-123
No. and Yards Interception Returns		0-0	0-0
PENALTIES Number and Yards		3-18	8-64
FUMBLES Number and Lost		0-0	1-0
TOUCHDOWNS		3	4
Rushing		1	2
Passing		2	2
EXTRA POINTS Made-Attempts		3-3	2-4
Kicking Made-Attempts		3-3	1-2
Rushing Made-Attempts		0-0	1-1
Passing Made-Attempts		0-0	0-1
FIELD GOALS Made-Attempts		3-3	0-0
SAFETIES		0	0
FINAL SCORE		30	27
TIME OF POSSESSION		32:24	27:36

# 1997 BRONCOS ROSTER BREAKDOWNS



Safety Tyrone Braxton was rewarded in 1996 with the first Pro Bowl selection of his 10-year career as he tied for the NFL lead with a career-best nine interceptions. Braxton's big plays helped provide the spark week-after-week for a Broncos defense that ranked No. 4 in the league.

# BRONCOS BREAKDOWN BY POSITION

(Players listed alphabetically)

## OFFENSE

### QB

Tom Beck  
Bubby Brister  
John Elway  
Jeff Lewis  
Bill Musgrave

### RB

Joe Abdullah  
Terrell Davis  
Howard Griffith  
Vaughn Hebron  
Derek Loville  
Anthony Lynn  
Reggie Rivers  
Detron Smith  
Jamal Willis

### WR

Flipper Anderson  
Darrick Branch  
David Gamble  
Willie Green  
Patrick Jeffers  
Chad Mackey  
Ed McCaffrey  
Rod Smith  
Larry Wallace  
Sir Mawn Wilson

### TE

Jeremy Burkett  
Dwayne Carswell  
Byron Chamberlain  
Luther Morris  
Shannon Sharpe

### G

Chris Banks  
David Diaz-Infante  
Brian Habib  
John Jones  
Dan Neil  
Mark Schlereth

### T

Scott Adams  
Keith Alex  
Jamie Brown  
Tony Jones  
Matt Lepsis  
Reggie McElroy  
Harry Swayne  
Gary Zimmerman

### C

David Diaz-Infante  
K.C. Jones  
Tom Nalen  
Tom Nutten

## DEFENSE

### DE

Kurt Barber  
Harald Hasselbach  
Ernest Jones  
Neil Smith  
Ken Talanoa  
Alfred Williams  
Dan Williams

### DT

Mark Campbell  
Jumpy Geathers  
Michael Dean Perry  
Trevor Pryce  
David Richie  
Maa Tanuvasa  
Keith Traylor

### LB

Allen Aldridge  
Arnold Ale  
Ken Brown  
Keith Burns  
Glenn Cadrez  
Bernard Carter  
John Mobley  
Godfrey Myles  
Bill Romanowski  
Steve Russ

### S

Steve Atwater  
Tyrone Braxton  
Dedrick Dodge  
Cory Gilliard  
Tony Veland  
Robert Turner

### CB

Ray Crockett  
Jamal Ellis  
Darrien Gordon  
Randy Hilliard  
Tory James  
Darius Johnson  
Vance Joseph  
Dalton Simmons

## SPECIAL TEAMS

### P

Tom Rouen  
Nathan Morreale

### PK

Jason Elam  
Nathan Morreale

### PC

Allen Aldridge  
David Diaz-Infante  
Detron Smith  
Maa Tanuvasa

### KC

David Diaz-Infante  
Tom Nalen  
Detron Smith  
Maa Tanuvasa

### KH

Jeff Lewis  
Bill Musgrave  
Tom Rouen

### PR

Darrien Gordon  
Tory James  
Rod Smith

### KR

Vaughn Hebron  
Darius Johnson  
Derek Loville  
Rod Smith

Rookies and first-year free agents listed in *italics*  
Players may be listed at more than one position  
Position assignments are tentative as of June 10, 1997

## PRONUNCIATION GUIDE

Joe Abdullah (ab-DOO-lah)  
Arnold Ale (all-LEE)  
Jeremy Burkett (ber-KET)  
Glenn Cadrez (ku-DREZ)  
David Diaz-Infante (DEE-oz in-FON-tay)  
Dedrick Dodge (DEAD-rick)  
Jason Elam (EE-lum)  
Jumpy Geathers (like "feathers")  
Darrien Gordon (DARE-ee-en)  
Brian Habib (Ha-BEEB)

Harald Hasselbach (HASS-el-back)  
Vaughn Hebron (HEB-ron)  
Darius Johnson (DARE-ee-us)  
Derek Loville (lu-VIL)  
Nathan Morreale (mor-ee-EL-ee)  
Tom Nutten (NEW-ton)  
Tom Rouen (RU-in)  
Mark Schlereth (SHLARE-elth)  
Detron Smith (DEE-tron)  
Maa Tanuvasa (MAW-aw TAW-noo-VA-suh)



# DENVER BRONCOS 1997 VETERAN ROSTER (AS OF JUNE 10, 1997)



No.	Name	Pos.	Ht.	Wt.	Birthdate	NFL Exp.	College	Hometown	How Acq.	Starts	Numerical Roster
73	Adams, Scott	OL	6-6	315	9/28/66	7	Georgia	Lake City, Fla.	FA '97	7/21	1
57	Aldridge, Allen	LB	6-1	245	5/30/72	4	Houston	Houston, Texas	D2 '94	16/16	6
54	Aie, Arnold	LB	6-2	245	5/17/70	3	UCLA	Carson, Calif.	FA '97	8/01	7
76	Alex, Keith	T	6-4	307	6/9/69	10	Texas A&M	Hardin County, Texas	UFA (SD) '97	0/01	8
83	Anderson, Flipper	WR	6-4	176	3/7/66	9	UCLA	Paulsboro, N.J.	FA '97	2/01	14
92	Atwater, Steve	DE	6-3	217	10/28/66	10	Arkansas	Chicago, Ill.	D1 '89	16/16	16
27	Barber, Kurt	WR	6-4	260	1/5/69	5	Southern California	Paducah, Ky.	FA '97	0/01	20
34	Braxton, Tyrone	S	5-11	185	12/17/64	11	North Dakota State	Madison, Wisc.	FA '95	16/16	21
6	Briener, Bobby	QB	6-3	207	8/15/62	11	Northeast Louisiana	Monroe, La.	FA '97	0/01	22
70	Brown, Jamie	T	6-8	320	4/24/72	3	Florida A&M	Miami, Fla.	D4a '95	12/2	23
55	Brown, Ken	LB	6-1	235	5/5/71	2	Virginia Tech	Richmond, Va.	D4b '95	0/01	24
56	Burns, Keith*	LB	6-2	245	5/16/72	4	Oklahoma State	Greeleyville, S.C.	D7a '94	16/0	25
59	Cadrez, Glenn	LB	6-3	245	1/2/70	6	Houston	El Centro, Calif.	FA '95	16/0	26
67	Campbell, Mark	DT	6-1	290	9/12/70	2	Florida	Miami, Fla.	D3b '96	0/0	27
89	Carswell, Dwayne	TE	6-3	261	1/18/72	4	Liberty	Jacksonville, Fla.	FA '94	16/2	29
80	Carter, Bernard	LB	6-3	238	8/22/71	2	East Carolina	Miami, Fla.	FA '97	0/01	30
86	Chamberlain, Byron	TE	6-1	240	10/17/71	3	Wayne State	Fort Worth, Texas	D7b '95	11/0	31
39	Crockett, Ray	CB	5-10	185	1/5/67	9	Baylor	Dallas, Texas	UFA (Det.) '94	15/15	33
30	Davis, Terrell	RB	5-11	200	10/28/72	3	Georgia	San Diego, Calif.	D6b '95	16/16	34
63	Diaz-Infante, David	G	6-3	298	3/31/64	3	San Jose State	Neptune, N.J.	FA '95	9/2	35
33	Dodge, Dedrick	S	6-2	184	6/14/67	6	Florida State	Fort Worth, Texas	FA '97	16/31	39
1	Elam, Jason	K	5-11	192	3/8/70	5	Hawaii	Port Angeles, Wash.	D3b '93	16/0	42
7	Evans, John	CB	6-3	215	6/28/60	15	Stanford	Port Angeles, Wash.	T (Ball) '83	15/15	43
97	Gainear, Jumpy	DT	6-7	300	6/26/60	14	Wichita State	Georgetown, S.C.	FA '96	16/0	48
85	Gordon, Damien	WR	5-11	182	11/14/70	5	Stanford	Shawnee, Okla.	UFA (SD) '97	16/61	50
23	Green, Willie	CB	6-4	188	4/2/66	8	Mississippi	Chicago, Ill.	UFA (Car) '97	15/11	51
65	Griffin, Howard	FB	6-0	240	11/17/67	10	Illinois	Ellensburg, Wash.	UFA (Car) '97	16/14	52
75	Habib, Brian	G	6-7	299	12/2/64	5	Washington	Amsterdam, Holland	FA (Minn) '93	16/16	53
96	Hasselbach, Harold	DE	6-6	280	9/22/67	4	Washington	Amsterdam, Holland	FA '94	16/1	54
22	Hebron, Vaughn	RB	5-8	195	10/7/70	5	Virginia Tech	Baltimore, Md.	FA '96	16/0	55
21	Hilliard, Randy	CB	5-11	165	3/6/67	8	Northwestern (La.) St.	Metairie, La.	FA '94	13/3	56
20	Jamies, Tony	CB	6-1	188	5/18/73	2	Louisiana State	New Orleans, La.	D2 '96	16/2	57



59	Glenn Cadrez	LB	4/0								
61	Tom Nutter	OL	13/0								
63	David Diaz-Infante	G	6/0								
85	Gary Zimmerman	T	15/15								
66	Tom Nalen	C	0/01								
67	Mark Campbell	DT	2/0								
68	Reggie McElroy	T	12/61								
69	Mark Schlereth	G	16/11								
72	Ernest Jones	DE	15/15								
73	Scott Adams	TE	16/16								
74	Harry Swayne	T	6/1								
75	Brian Habib	G	16/16								
76	Keith Alex	T	0/01								
80	Rod Smith	WR	15/14								
81	Patrick Jeffers	WR	16/0								
83	Flipper Anderson	WR	16/16								
84	Shannon Sharpe	TE	16/0								
85	Willie Green	WR	14/14								
86	Byron Chamberlain	TE	15/15								
87	Ed McCaffrey	WR	13/0								
89	Dwayne Carswell	TE	16/16								
90	Dan Williams	DE	10/1								
91	Alfred Williams	DE	16/31								
92	Kurt Barber	DE	16/2								
94	Keith Taylor	DT	15/11								
95	Michael Dean Perry	DT	14/12								
96	Harold Hasselbach	DE	16/16								
97	Jumpy Gainear	DT	15/15								
98	Maa Tanuvasa	DT	0/01								
99	Neil Smith	DT	14/14								

\* indicates unrestricted free agent.  
 1. At the end of '96 game/weekend category indicates. Adams played seven games with Tampa Bay. Alex played eight games with San Diego. Aie did not play in any games with Minnesota. 2. 1996. Anderson played in two games with Washington in 1996. Barber played six games with the New York Jets in 1995. Braxton played one game with the New York Jets in 1995. Brown played one game with the New York Jets in 1995. Burns played one game with the New York Jets in 1995. Cadrez played one game with the New York Jets in 1995. Campbell played one game with the New York Jets in 1995. Carter played one game with the New York Jets in 1995. Chamberlain played one game with the New York Jets in 1995. Crockett played one game with the New York Jets in 1995. Davis played one game with the New York Jets in 1995. Diaz-Infante played one game with the New York Jets in 1995. Dodge played one game with the New York Jets in 1995. Elam played one game with the New York Jets in 1995. Evans played one game with the New York Jets in 1995. Gainear played one game with the New York Jets in 1995. Gordon played one game with the New York Jets in 1995. Griffin played one game with the New York Jets in 1995. Habib played one game with the New York Jets in 1995. Hilliard played one game with the New York Jets in 1995. Jamies played one game with the New York Jets in 1995. Jones played one game with the New York Jets in 1995. Nalen played one game with the New York Jets in 1995. Nutter played one game with the New York Jets in 1995. Perry played one game with the New York Jets in 1995. Schlereth played one game with the New York Jets in 1995. Swayne played one game with the New York Jets in 1995. Taylor played one game with the New York Jets in 1995. Williams played one game with the New York Jets in 1995. Willis played one game with the New York Jets in 1995. Zimmerman played one game with the New York Jets in 1995.



## DENVER BRONCOS 1997 ROOKIE AND FIRST-YEAR ROSTER

Number in parenthesis after draft choice indicates the round in which the player was taken.

- indicates player was a rookie free agent when he joined the Broncos.
- indicates player was an NFL veteran or had been in other camps before joining the Broncos.
- indicates player was an unrestricted free agent who had not been released by previous team.

**PB** — indicates player was a Plan B free agent.

**PS** — indicates player was on Practice Squad at end of '06 season.

**IR** — indicates player was on Injured Reserve at end of '06 season.

**PUP** — indicates player is on Physically Unable to Perform List.

No.	Name	Pos.	Ht.	Wt.	Birthdate	College	Hometown	How Acq.
41	Abdullah, Joe (1)	RB	5-11	212	2/21/73	Pacific	Stockton, Calif.	FA '97
42	Banks, Chris (1)	G	6-1	286	4/4/73	Kansas	Lexington, Mo.	FA '97
43	Beck, Tom	QB	6-1	188	5/5/74	Kansas	Castro Valley, Calif.	FA '97
44	Branch, Darrick (1)	WR	6-0	196	2/10/70	Hawaii	Dallas, Texas	FA '97
45	Burkett, Jeremy (1)	TE	6-1	215	4/15/73	Colorado State	Denver, Colo.	FA '97
46	Ellis, Jamal (1)	CB	5-11	190	6/21/72	Duke	Dallas, Texas	FA '97
47	Gamble, David (1)	WR	6-1	190	6/14/71	New Hampshire	San Antonio, Texas	FA '97
48	Gillard, Cory	S	6-0	210	10/10/74	Ball State	Bronx, N.Y.	FA '97
49	Jones, John (1)	G	6-1	309	12/8/72	Kansas	Los Angeles, Calif.	D4 '97
50	Jones, K.C.	C	6-1	260	3/28/74	Miami (Fla.)	Midland, Texas	FA '97
51	Lepsis, Matt	T	6-4	285	1/13/74	Colorado	Conroe, Texas	FA '97
52	Mackey, Chad	WR	6-0	204	3/21/74	Louisiana Tech	Longview, Texas	FA '97
53	Morreale, Nathan	P	5-11	190	5/6/74	Utah State	Irvine, Calif.	FA '97
54	Morris, Luther (1)	TE	6-3	235	1/30/73	Northwestern	Chicago, Ill.	FA '97
55	Neil, Dan	G/C	6-2	291	10/21/73	Texas	Cypress Creek, Texas	FA '97
56	Pryce, Trevor	DT	6-5	285	8/3/75	Clemson	Winter Park, Fla.	D3 '97
57	Richie, David	DT	6-2	270	9/26/73	Washington	Orange, Calif.	D1 '97
58	Russ, Steve (1)	LB	6-4	237	9/16/72	Air Force Academy	Stetsonville, Wisc.	D7a '95
59	Simmons, Dalton	CB	6-0	180	9/14/73	Colorado	New Orleans, La.	FA '97
60	Talanoa, Ken (1)	DL	6-4	267	12/14/72	Arizona State	Inglewood, Calif.	FA '97
61	Turner, Robert (1)	S	6-2	206	9/5/70	Washington State	Oakland, Calif.	FA '97
62	Veland, Tony (1)	S	6-0	205	3/11/73	Nebraska	Omaha, Neb.	FA '97
63	Wallace, Larry (1)	WR	6-1	185	9/9/70	Southern California	Stockton, Calif.	FA '97
64	Wilson, Sir Mawn (1)	WR	6-2	210	6/4/73	Syracuse	Killeen, Texas	FA '97

The term NFL ROOKIE is defined as a player who is in his first season of professional football and has not been on the roster of another professional football team for any regular-season or postseason games. A ROOKIE is designated by an "R" on NFL rosters. Players who have been active in another professional league or players who have NFL experience, including their preseason training camp or being on an Active List or Inactive List, or on Reserve/Physically Unable to Perform for fewer than six regular season games, are termed NFL First-Year Players. An NFL First-Year Player is designated by a "1" on NFL rosters. Thereafter, a player is credited with an additional year of experience for each season in which he accumulates six games on the Active List or Inactive List, or on Reserve/Injured or Reserve/Physically Unable to Perform.



## HISTORY AND RECORDS



Free Safety Steve Atwater was selected to his seventh-straight Pro Bowl in 1996, most in franchise history. The eight-year veteran was also named second-team All-Pro by the Associated Press as he recorded 117 tackles and snagged three interceptions.

## ALL-TIME GAME RESULTS

(Sunday Afternoon games, unless otherwise indicated)

Mo. Date Attendance Score W/L Opponent (Game Site) (Remarks) (\*=Overtime Game)

## 1960

HEAD COACH: Frank Filchock

## PRE-SEASON

Aug 5	4,706	6-43	L
Aug 13	6,200	14-31	L
Aug 20	19,500	3-42	L
Aug 27	5,500	0-48	L
Sep 3	21,516	30-36	L
	57,422	53-192	

## BRONCOS LOST 5

Boston Patriots (Providence, R.I.) (Fri night)  
Buffalo Bills (Rochester, New York) (Sat night)  
Houston Oilers (Jeppesen Stadium) (Sat night)  
Dallas Texans (Little Rock, Arkansas) (Sat night)  
Los Angeles Chargers (L.A. Coliseum) (Sat night)

## REGULAR SEASON

Sep 9	21,597	13-10	W
Sep 18	15,229	27-21	W
Sep 23	20,462	24-28	L
Oct 2	18,372	31-14	W
Oct 16	19,141	19-23	L
Oct 23	12,683	31-24	W
Oct 30	13,002	14-17	L
Nov 6	14,489	25-45	L
Nov 13	21,000	7-34	L
Nov 20	20,778	10-20	L
Nov 27	7,785	38-38	T
Dec 4	5,861	27-30	L
Dec 10	9,928	33-41	L
Dec 16	7,000	10-48	L
	207,327	309-393	

## BRONCOS WON 4, LOST 9, 1 TIE (4TH AFL WEST)

Boston Patriots (Boston Univ. Field) (Fri night)  
Buffalo Bills (War Memorial Stadium)  
New York Titans (Polo Grounds) (Fri night)  
Oakland Raiders (Bears Stadium)  
Los Angeles Chargers (Bears Stadium)  
Boston Patriots (Bears Stadium)  
Dallas Texans (Bears Stadium)  
Houston Oilers (Bears Stadium)  
Dallas Texans (Cotton Bowl)  
Houston Oilers (Jeppesen Stadium)  
Buffalo Bills (Bears Stadium)  
New York Titans (Bears Stadium)  
Los Angeles Chargers (Coliseum) (Sat)  
Oakland Raiders (Kezar Stadium) (Fri night)  
(Bye Oct 9)

## 1961

HEAD COACH: Frank Filchock

## PRE-SEASON

Aug 12	10,000	13-31	L
Aug 19	6,500	48-21	W
Aug 25	21,710	27-29	L
Sep 1	10,087	10-42	L
Sep 4	6,300	12-49	L
	54,597	110-172	

## BRONCOS WON 1, LOST 4

Dallas Texans (Midland, Texas) (Sat night)  
Oakland Raiders (Spokane, Washington) (Sat night)  
Dallas Texans (Fort Worth, Texas) (Fri night)  
Houston Oilers (Mobile, Alabama) (Fri night)  
Oakland Raiders (Candlestick Park) (Mon)

## REGULAR SEASON

Sep 10	16,636	22-10	W
Sep 16	14,479	17-45	L
Sep 24	14,381	28-35	L
Oct 1	8,361	19-33	L
Oct 8	14,500	12-19	L
Oct 15	11,129	27-24	W
Oct 22	12,508	27-10	W
Oct 29	32,584	0-37	L
Nov 5	11,564	14-55	L
Nov 12	7,859	16-19	L
Nov 19	7,645	10-23	L
Nov 26	27,874	14-45	L
Dec 3	9,303	24-28	L
Dec 10	8,000	21-49	L
	196,823	251-432	

## BRONCOS WON 3, LOST 11 (3RD AFL WEST)

Buffalo Bills (War Memorial Stadium)  
Boston Patriots (Boston Univ. Field) (Sat night)  
New York Titans (Polo Grounds)  
Oakland Raiders (Candlestick Park)  
Dallas Texans (Bears Stadium)  
Oakland Raiders (Bears Stadium)  
New York Titans (Bears Stadium)  
San Diego Chargers (Balboa Stadium)  
Houston Oilers (Bears Stadium)  
San Diego Chargers (Bears Stadium)  
Buffalo Bills (Bears Stadium)  
Houston Oilers (Jeppesen Stadium)  
Boston Patriots (Bears Stadium)  
Dallas Texans (Cotton Bowl)  
(Bye Dec 17)

## 1962

HEAD COACH: Jack Faulkner

## PRE-SEASON

Aug 10	11,500	17-33	L
Aug 18	19,168	24-31	L
Aug 24	18,000	27-24	W
Aug 31	5,000	41-12	W
	53,668	109-100	

## BRONCOS WON 2, LOST 2

Houston Oilers (Atlanta, Georgia) (Fri night)  
San Diego Chargers (Balboa Stadium) (Sat night)  
Dallas Texans (Fort Worth, Texas) (Fri night)  
Oakland Raiders (Stockton, California) (Fri night)

## REGULAR SEASON

Sep 7	28,000	30-21	W
Sep 15	30,577	23-20	W
Sep 21	21,038	16-41	L
Sep 30	17,213	32-10	W
Oct 5	22,452	44-7	W
Oct 14	7,000	23-6	W
Oct 21	34,496	20-10	W
Oct 28	26,051	38-45	L
Nov 4	20,827	23-20	W
Nov 11	28,187	29-33	L
Nov 18	23,523	3-24	L
Nov 22	15,776	45-46	L
Dec 2	30,650	17-34	L
Dec 9	19,137	10-17	L
	324,927	353-334	

## BRONCOS WON 7, LOST 7 (2ND AFL WEST)

San Diego Chargers (Univ. of Denver Stadium) (Fri night)  
Buffalo Bills (War Memorial Stadium) (Sat night)  
Boston Patriots (Boston Univ. Field) (Fri night)  
New York Titans (Polo Grounds)  
Oakland Raiders (Bears Stadium) (Fri night)  
Oakland Raiders (Frank Youell Field)  
Houston Oilers (Bears Stadium)  
Buffalo Bills (Bears Stadium)  
San Diego Chargers (Balboa Stadium)  
Boston Patriots (Bears Stadium)  
Dallas Texans (Bears Stadium)  
New York Titans (Bears Stadium) (Thur)  
Houston Oilers (Jeppesen Stadium)  
Dallas Texans (Cotton Bowl)  
(Bye Dec 16)

1963

HEAD COACH: Jack Faulkner

PRE-SEASON

Aug 3	11,445	27-10	W
Aug 10	9,655	19-35	L
Aug 17	11,135	31-25	W
Aug 23	6,865	16-30	L
Aug 31	7,000	14-21	L
	46,100	107-121	

REGULAR SEASON

Sep 7	21,115	7-59	L
Sep 14	23,147	14-20	L
Sep 29	18,636	14-10	W
Oct 6	18,428	50-34	W
Oct 13	24,087	24-33	L
Oct 18	25,418	21-40	L
Oct 26	20,377	35-35	T
Nov 3	19,424	28-30	L
Nov 9	30,989	17-27	L
Nov 17	14,247	9-14	L
Nov 24	14,763	10-26	L
Nov 28	17,443	21-52	L
Dec 8	15,223	31-35	L
Dec 15	31,312	20-58	L
	298,213	301-473	

BRONCOS WON 2, LOST 3

Houston Oilers (Univ. of Denver Stadium) (Sat night)
Oakland Raiders (Frank Youell Field) (Sat night)
San Diego Chargers (Univ. of Denver Stadium) (Sat night)
Kansas City Chiefs (Municipal Stadium) (Fri night)
Buffalo Bills (Winston-Salem, No. Car.) (Sat night)

BRONCOS WON 2, LOST 11, 1 TIE (4TH AFL WEST)

Kansas City Chiefs (Univ. of Denver Stadium) (Sat night)
Houston Oilers (Jeppesen Stadium) (Sat night)
Boston Patriots (Bears Stadium)
San Diego Chargers (Bears Stadium)
Houston Oilers (Bears Stadium)
Boston Patriots (Fenway Park) (Fri night)
New York Jets (Polo Grounds) (Sat night)
Buffalo Bills (Bears Stadium)
Buffalo Bills (War Memorial Stadium) (Sat night)
New York Jets (Bears Stadium)
Oakland Raiders (Bears Stadium)
Kansas City Chiefs (Municipal Stadium) (Thur)
Oakland Raiders (Frank Youell Field)
San Diego Chargers (Balboa Stadium)
(Bye Sep 22)

1964

HEAD COACH: Jack Faulkner (4 games) & Mac Speedie (10 games)

PRE-SEASON

Aug 8	26,293	20-34	L
Aug 14	13,545	7-20	L
Aug 20	32,127	32-20	W
Aug 28	19,500	10-14	L
Sep 5	20,568	27-17	W
	112,033	96-105	

REGULAR SEASON

Sep 12	45,665	6-30	L
Sep 20	28,501	13-30	L
Sep 27	22,651	17-38	L
Oct 4	15,485	10-39	L
			— Jack Faulkner out, Mac Speedie in as head coach —
Oct 11	16,285	33-27	W
Oct 18	23,332	14-42	L
Oct 25	17,858	7-40	L
Nov 1	15,053	39-49	L
Nov 8	19,670	20-31	L
Nov 15	11,309	20-16	W
Nov 22	24,979	7-12	L
Nov 29	15,958	20-20	T
Dec 13	14,431	19-30	L
Dec 20	15,839	15-34	L
	285,003	240-438	

BRONCOS WON 2, LOST 3

San Diego Chargers (Balboa Stadium) (Sat night)
Oakland Raiders (Bears Stadium) (Fri night)
Houston Oilers (Jeppesen Stadium) (Thur night)
Kansas City Chiefs (Fort Worth, Texas) (Fri night)
Boston Patriots (Univ. of Denver Stadium) (Sat night)

BRONCOS WON 2, LOST 11, 1 TIE (4TH AFL WEST)

New York Jets (Shea Stadium) (Sat night)
Buffalo Bills (War Memorial Stadium)
Houston Oilers (Bears Stadium)
Boston Patriots (Bears Stadium)
Kansas City Chiefs (Bears Stadium)
San Diego Chargers (Balboa Stadium)
Oakland Raiders (Frank Youell Field)
Kansas City Chiefs (Municipal Stadium)
San Diego Chargers (Bears Stadium)
New York Jets (Bears Stadium)
Boston Patriots (Fenway Park) (Fri night)
Oakland Raiders (Bears Stadium)
Buffalo Bills (Bears Stadium)
Houston Oilers (Jeppesen Stadium)
(Bye Dec 6)

1965

HEAD COACH: Mac Speedie

PRE-SEASON

Aug 7	17,707	24-30	L
Aug 14	18,000	27-17	W
Aug 21	18,913	6-21	L
Aug 28	12,666	3-25	L
Sep 4	14,550	20-30	L
	81,836	80-123	

REGULAR SEASON

Sep 11	27,022	31-34	L
Sep 19	30,682	15-30	L
Sep 24	26,782	27-10	W
Oct 3	34,988	16-13	W
Oct 10	31,001	23-31	L
Oct 17	32,492	28-17	W
Oct 24	45,046	13-31	L
Oct 31	53,717	10-45	L
Nov 7	33,073	21-35	L
Nov 14	28,126	31-21	W
Nov 21	30,369	20-28	L
Dec 5	19,023	13-24	L
Dec 12	27,207	20-28	L
Dec 19	14,421	35-45	L
	435,778	303-392	

BRONCOS WON 1, LOST 4

Kansas City Chiefs (Univ. of Denver Stadium) (Sat night)
Oakland Raiders (Salt Lake City, Utah) (Sat night)
San Diego Chargers (Univ. of Denver Stadium) (Sat night)
Houston Oilers (San Antonio, Texas) (Sat night)
Oakland Raiders (Sacramento, California) (Sat night)

BRONCOS WON 4, LOST 10 (4TH AFL WEST)

San Diego Chargers (Balboa Stadium) (Sat night)
Buffalo Bills (Bears Stadium)
Boston Patriots (Fenway Park) (Fri night)
New York Jets (Bears Stadium)
Kansas City Chiefs (Bears Stadium)
Houston Oilers (Bears Stadium)
Buffalo Bills (War Memorial Stadium)
New York Jets (Shea Stadium)
San Diego Chargers (Bears Stadium)
Houston Oilers (Rice Stadium)
Oakland Raiders (Bears Stadium)
Oakland Raiders (Frank Youell Field)
Boston Patriots (Bears Stadium)
Kansas City Chiefs (Municipal Stadium)
(Bye Nov 28)

1966

HEAD COACH: Mac Speedie (2 games) & Ray Malavasi (12 games)

PRE-SEASON

Aug 6	17,771	30-32	L
Aug 12	30,476	3-25	L
Aug 24	18,442	28-16	W
Aug 28	14,074	21-52	L
	80,763	82-126	

REGULAR SEASON

Sep 3	30,156	7-45	L
Sep 18	25,337	10-24	L
			— Mac Speedie out, Ray Malavasi in as head coach —
Sep 25	29,878	7-16	L
Oct 2	27,203	40-38	W
Oct 8	33,929	10-37	L
Oct 16	23,393	7-24	L
Oct 23	26,198	10-56	L
Oct 30	25,819	17-24	L
Nov 6	18,154	17-10	W
Nov 20	26,703	3-17	L
Nov 27	24,860	20-17	W
Dec 4	32,592	17-7	W
Dec 11	31,765	10-28	L
Dec 18	40,538	21-38	L
	395,997	196-381	

BRONCOS WON 1, LOST 3

Kansas City Chiefs (Univ. of Denver Stadium) (Sat night)
Buffalo Bills (War Memorial Stadium) (Fri night)
Miami Dolphins (Memphis, Tennessee) (Wed night)
Oakland Raiders (Bears Stadium)

BRONCOS WON 4, LOST 10 (4TH AFL WEST)

Houston Oilers (Rice Stadium) (Sat night)
Boston Patriots (Bears Stadium)
New York Jets (Bears Stadium)
Houston Oilers (Bears Stadium)
Kansas City Chiefs (Municipal Stadium) (Sat night)
Miami Dolphins (Orange Bowl)
Kansas City Chiefs (Bears Stadium)
San Diego Chargers (Balboa Stadium)
Boston Patriots (Fenway Park)
Oakland Raiders (Bears Stadium)
San Diego Chargers (Bears Stadium)
Miami Dolphins (Bears Stadium)
Oakland Raiders (Oakland Coliseum)
Buffalo Bills (War Memorial Stadium)
(Bye Sep 11 and Nov 13)

1967

HEAD COACH: Lou Saban

PRE-SEASON

Jul 29	7,000	2-19	L
Aug 5	21,228	13-7	W
Aug 18	31,850	14-3	W
Aug 27	6,500	21-17	W
	66,578	50-46	

REGULAR SEASON

Sep 3	35,488	26-21	W
Sep 10	25,423	0-51	L
Sep 17	29,381	21-35	L
Sep 24	35,365	24-38	L
Oct 1	21,798	6-10	L
Oct 8	35,188	16-17	L
Oct 22	34,464	21-38	L
Oct 29	44,002	9-52	L
Nov 5	29,043	17-21	L
Nov 12	30,392	18-20	L
Nov 19	30,891	21-20	W
Nov 23	34,586	20-24	L
Dec 3	61,615	33-24	W
Dec 17	31,660	24-38	L
	479,497	258-409	

BRONCOS WON 3, LOST 1

Miami Dolphins (Canton, Ohio) (Sat night)
Detroit Lions (NFL) (U. of Denver Stadium) (Sat night)
Minnesota Vikings (NFL) (U. of Denver Stadium) (Fri night)
Oakland Raiders (North Platte, Nebraska)

BRONCOS WON 3, LOST 11 (4TH AFL WEST)

Boston Patriots (Bears Stadium)
Oakland Raiders (Oakland Coliseum)
Miami Dolphins (Orange Bowl)
New York Jets (Bears Stadium)
Houston Oilers (Rice Stadium)
Buffalo Bills (Bears Stadium)
San Diego Chargers (Bears Stadium)
Kansas City Chiefs (Municipal Stadium)
Oakland Raiders (Bears Stadium)
Houston Oilers (Bears Stadium)
Buffalo Bills (War Memorial Stadium)
San Diego Chargers (Balboa Stadium) (Thur)
New York Jets (Shea Stadium)
Kansas City Chiefs (Bears Stadium)
(Bye Oct 15 and Dec 10)

1968

HEAD COACH: Lou Saban

PRE-SEASON

Aug 10	13,841	15-13	W
Aug 17	20,901	16-39	L
Aug 23	22,254	6-22	L
			(Fri night)
Aug 30	10,328	3-6	L
Sep 7	18,031	7-23	L
	85,355	47-103	

REGULAR SEASON

Sep 15	25,049	10-24	L
Sep 22	45,821	2-34	L
Sep 29	37,024	17-20	L
Oct 6	41,257	10-7	W
Oct 13	62,052	21-13	W
Oct 20	42,953	24-55	L
Oct 27	44,115	21-14	W
Nov 3	18,304	35-14	W
Nov 10	50,002	7-43	L
Nov 17	36,075	17-38	L
Nov 24	35,201	34-32	W
Dec 1	35,212	23-47	L
Dec 8	47,754	27-33	L
Dec 14	38,463	7-30	L
	559,382	255-404	

BRONCOS WON 1, LOST 4

Cincinnati Bengals (Univ. of Denver Stadium) (Sat night)
Minnesota Vikings (Univ. of Denver Stadium) (Sat night)
San Francisco 49ers (Univ. of Denver Stadium)
(Fri night)
San Diego Chargers (San Antonio, Texas) (Fri night)
Oakland Raiders (Portland, Oregon) (Sat night)

BRONCOS WON 5, LOST 9 (4TH AFL WEST)

Cincinnati Bengals (Nippert Stadium)
Kansas City Chiefs (Municipal Stadium)
Boston Patriots (Bears Stadium)
Cincinnati Bengals (Bears Stadium)
New York Jets (Shea Stadium)
San Diego Chargers (San Diego Stadium)
Miami Dolphins (Bears Stadium)
Boston Patriots (Fenway Park)
Oakland Raiders (Bears Stadium)
Houston Oilers (Astrodome)
Buffalo Bills (Bears Stadium)
San Diego Chargers (Bears Stadium)
Oakland Raiders (Oakland Coliseum)
Kansas City Chiefs (Bears Stadium) (Sat)
(Bye Sep 8)



1969

HEAD COACH: Lou Saban

## PRE-SEASON

Aug 9	45,916	6-26	L
Aug 16	28,356	22-28	L
Aug 23	33,161	19-15	W
Aug 30	18,375	10-26	L
Sep 6	24,020	11-13	L
	149,828	68-108	

## REGULAR SEASON

Sep 14	43,482	35-7	W
Sep 21	50,583	21-19	W
Sep 28	40,302	28-41	L
Oct 5	50,564	13-26	L
Oct 12	49,511	14-24	L
Oct 19	27,920	30-23	W
Oct 26	45,348	21-24	L
Nov 2	45,511	13-0	W
Nov 9	54,416	10-41	L
Nov 16	45,002	20-20	T
Nov 23	34,664	24-45	L
Nov 27	48,773	17-31	L
Dec 7	25,332	24-27	L
Dec 14	42,198	27-16	W
	603,606	297-344	

## BRONCOS WON 1, LOST 4

Minnesota Vikings (NFL) (Met Stadium) (Sat night)
New Orleans Saints (NFL) (Mile High Stadium) (Sat night)
San Francisco 49ers (NFL) (Mile High Stadium) (Sat night)
Boston Patriots (Jacksonville, Florida) (Sat night)
Cincinnati Bengals (Nippert Stadium) (Sat night)

## BRONCOS WON 5, LOST 6, 1 TIE (4TH AFL WEST)

Boston Patriots (Mile High Stadium)
New York Jets (Mile High Stadium)
Buffalo Bills (War Memorial Stadium)
Kansas City Chiefs (Mile High Stadium)
Oakland Raiders (Mile High Stadium)
Cincinnati Bengals (Nippert Stadium)
Houston Oilers (Astrodome)
San Diego Chargers (Mile High Stadium)
Oakland Raiders (Oakland Coliseum)
Houston Oilers (Mile High Stadium)
San Diego Chargers (San Diego Stadium)
Kansas City Chiefs (Municipal Stadium) (Thur)
Miami Dolphins (Orange Bowl)
Cincinnati Bengals (Mile High Stadium)

1970

HEAD COACH: Lou Saban

## PRE-SEASON

Aug 15	36,327	26-16	W
Aug 22	42,499	7-24	L
Aug 29	26,238	7-23	L
Sep 5	42,373	30-17	W
Sep 11	17,832	16-14	W
	165,269	86-94	

## REGULAR SEASON

Sep 20	34,882	25-10	W
Sep 27	50,705	16-13	W
Oct 4	50,705	26-13	W
Oct 11	54,436	23-35	L
Oct 18	50,705	24-10	W
Oct 25	39,515	14-19	L
Nov 1	50,705	3-19	L
Nov 8	48,327	21-24	L
Nov 15	50,959	19-24	L
Nov 22	66,837	31-6	W
Nov 29	35,733	21-31	L
Dec 6	50,464	0-16	L
Dec 13	50,959	17-17	T
Dec 20	51,001	13-27	L
	685,923	253-264	

## BRONCOS WON 3, LOST 2

St. Louis Cardinals (Mile High Stadium) (Sat night)
Baltimore Colts (Mile High Stadium) (Sat night)
San Francisco 49ers (Eugene, Oregon) (Sat night)
Chicago Bears (Mile High Stadium) (Sat night)
Boston Patriots (Salt Lake City, Utah) (Fri night)

## BRONCOS WON 5, LOST 8, 1 TIE (4TH AFC WEST)

Buffalo Bills (War Memorial Stadium)
Pittsburgh Steelers (Mile High Stadium)
Kansas City Chiefs (Kezar Stadium)
Oakland Raiders (Oakland Coliseum)
Atlanta Falcons (Mile High Stadium)
San Francisco 49ers (Mile High Stadium)
Washington Redskins (Mile High Stadium)
San Diego Chargers (San Diego Stadium)
Oakland Raiders (Mile High Stadium)
New Orleans Saints (Tulane Stadium)
Houston Oilers (Astrodome)
Kansas City Chiefs (Municipal Stadium)
San Diego Chargers (Mile High Stadium)
Cleveland Browns (Mile High Stadium)

1971

HEAD COACH: Lou Saban (9 games) &amp; Jerry Smith (5 games)

## PRE-SEASON

Aug 14	42,561	13-17	L
Aug 21	22,474	10-27	L
Aug 28	33,184	17-33	L
Sep 4	43,000	14-7	W
Sep 12	47,215	17-33	L
	188,434	71-117	

## REGULAR SEASON

Sep 19	51,228	10-10	T
Sep 26	47,957	13-34	L
Oct 3	51,200	3-16	L
Oct 10	51,200	16-27	L
Oct 17	51,200	20-16	W
Oct 24	75,674	27-0	W
Oct 31	65,358	16-17	L
Nov 7	51,200	20-24	L
Nov 14	51,200	10-24	L
	— Lou Saban out, Jerry Smith in as head coach —		
Nov 21	49,945	10-28	L
Nov 28	39,710	22-10	W
Dec 5	51,200	6-3	W
Dec 12	44,347	17-45	L
Dec 19	54,651	13-21	L
	736,042	203-275	

## BRONCOS WON 1, LOST 4

Washington Redskins (Mile High Stadium) (Sat night)
Atlanta Falcons (Memphis, Tennessee) (Sat night)
San Francisco 49ers (Spokane, Washington) (Sat night)
Minnesota Vikings (Mile High Stadium) (Sat night)
Chicago Bears (Soldier Field)

## BRONCOS WON 4, LOST 9, 1 TIE (4TH AFC WEST)

Miami Dolphins (Mile High Stadium)
Green Bay Packers (Milwaukee County Stadium)
Kansas City Chiefs (Mile High Stadium)
Oakland Raiders (Mile High Stadium)
San Diego Chargers (Mile High Stadium)
Cleveland Browns (Cleveland Stadium)
Philadelphia Eagles (Veterans Stadium)
Detroit Lions (Mile High Stadium)
Cincinnati Bengals (Mile High Stadium)
Kansas City Chiefs (Arrowhead)
Pittsburgh Steelers (Three Rivers Stadium)
Chicago Bears (Mile High Stadium)
San Diego Chargers (San Diego Stadium)
Oakland Raiders (Oakland Coliseum)

1972

HEAD COACH: John Ralston

## PRE-SEASON

Aug 11	46,043	0-41	L
Aug 19	34,506	13-17	L
Aug 27	58,115	27-24	W
Sep 2	37,128	49-24	W
Sep 10	49,605	13-20	L
	225,397	102-126	

## REGULAR SEASON

Sep 17	51,656	30-17	W
Sep 24	49,048	14-37	L
Oct 1	51,656	24-45	L
Oct 8	55,812	10-21	L
Oct 15	51,656	20-23	L
Oct 22	53,551	30-23	W
Oct 29	51,656	20-27	L
Nov 5	62,689	17-29	L
Nov 12	65,398	16-10	W
Nov 19	51,656	20-37	L
Nov 26	58,850	20-23	L
Dec 3	66,725	21-24	L
Dec 10	51,478	38-13	W
Dec 17	51,656	45-21	W
	773,487	325-350	

## BRONCOS WON 2, LOST 3

Washington Redskins (RFK Stadium) (Fri night)
St. Louis Cardinals (Busch Stadium) (Sat night)
San Francisco 49ers (Candlestick Park)
New England Patriots (Mile High Stadium) (Sat night)
Baltimore Colts (Mile High Stadium)

## BRONCOS WON 5, LOST 9 (3RD AFC WEST)

Houston Oilers (Mile High Stadium)
San Diego Chargers (San Diego Stadium)
Kansas City Chiefs (Mile High Stadium)
Cincinnati Bengals (Riverfront Stadium)
Minnesota Vikings (Mile High Stadium)
Oakland Raiders (Oakland Coliseum)
Cleveland Browns (Mile High Stadium)
New York Giants (Yankee Stadium)
Los Angeles Rams (L.A. Coliseum)
Oakland Raiders (Mile High Stadium)
Atlanta Falcons (Atlanta Stadium)
Kansas City Chiefs (Arrowhead Stadium)
San Diego Chargers (Mile High Stadium)
New England Patriots (Mile High Stadium)

1973

HEAD COACH: John Ralston

## PRE-SEASON

Aug 10	38,923	10-14	L
Aug 18	39,088	38-17	W
Aug 26	59,097	7-43	L
Aug 31	42,336	16-14	W
Sep 9	41,860	10-17	L
	221,315	81-105	

## REGULAR SEASON

Sep 16	49,059	28-10	W
Sep 23	51,706	34-36	L
Sep 30	51,159	14-33	L
Oct 7	71,414	14-16	L
Oct 14	32,801	48-20	W
Oct 22	51,270	23-23	T
Oct 28	55,108	40-28	W
Nov 4	46,565	17-17	T
Nov 11	51,034	30-19	W
Nov 18	48,580	23-13	W
Nov 25	51,331	14-10	W
Dec 2	51,508	10-22	L
Dec 9	44,954	42-28	W
Dec 16	51,910	17-21	L
	708,399	354-296	

## BRONCOS WON 2, LOST 3

Washington Redskins (RFK Stadium) (Fri night)
St. Louis Cardinals (Mile High Stadium) (Sat night)
San Francisco 49ers (Candlestick Park)
Buffalo Bills (Mile High Stadium) (Fri night)
Baltimore Colts (Mile High Stadium)

## BRONCOS WON 7, LOST 5, 2 TIES (2ND AFC WEST)

Cincinnati Bengals (Mile High Stadium)
San Francisco 49ers (Mile High Stadium)
Chicago Bears (Mile High Stadium)
Kansas City Chiefs (Arrowhead Stadium)
Houston Oilers (Astrodome)
Oakland Raiders (Mile High Stadium) (Mon night)
New York Jets (Shea Stadium)
St. Louis Cardinals (Busch Stadium)
San Diego Chargers (Mile High Stadium)
Pittsburgh Steelers (Three Rivers Stadium)
Kansas City Chiefs (Mile High Stadium)
Dallas Cowboys (Mile High Stadium)
San Diego Chargers (San Diego Stadium)
Oakland Raiders (Oakland Coliseum)

1974

HEAD COACH: John Ralston

## PRE-SEASON

Aug 3	27,599	19-41	L
Aug 10	23,822	27-21	W
Aug 18	29,908	10-3	W
Aug 24	58,257	31-21	W
Aug 31	18,000	27-21	W
Sep 8	43,253	14-20	L
	198,839	128-127	

## REGULAR SEASON

Sep 15	56,981	120-17	L
Sep 22	50,858	35-35*	T
Sep 30	54,395	3-30	L
Oct 6	67,298	17-14	W
Oct 13	50,751	33-17	W
Oct 20	50,748	27-7	W
Oct 27	60,478	21-23	L
Nov 3	45,766	17-28	L
Nov 10	32,244	17-6	W
Nov 18	50,236	34-42	L
Nov 24	51,224	20-17	W
Nov 28	51,157	31-27	W
Dec 8	46,942	37-14	W
Dec 15	35,756	0-17	L
	704,834	302-294	

## BRONCOS WON 4, LOST 2

New York Jets (Mile High Stadium) (Sat night)
Minnesota Vikings (Mile High Stadium) (Sat night)
San Francisco 49ers (Candlestick Park)
Green Bay Packers (Lambeau Field) (Sat night)
New England Patriots (Spokane, Washington) (Sat night)
Atlanta Falcons (Mile High Stadium) (Sun night)

## BRONCOS WON 7, LOST 6, 1 TIE (2ND AFC WEST)

Los Angeles Rams (Mile High Stadium)
Pittsburgh Steelers (Mile High Stadium) (* O/T)
Washington Redskins (RFK Stadium) (Mon night)
Kansas City Chiefs (Arrowhead Stadium)
New Orleans Saints (Mile High Stadium)
San Diego Chargers (Mile High Stadium)
Cleveland Browns (Cleveland Stadium)
Oakland Raiders (Mile High Stadium)
Baltimore Colts (Memorial Stadium)
Kansas City Chiefs (Mile High Stadium) (Mon night)
Oakland Raiders (Oakland Coliseum)
Detroit Lions (Tiger Stadium) (Thur)
Houston Oilers (Mile High Stadium)
San Diego Chargers (San Diego Stadium)

1975

HEAD COACH: John Ralston

PRE-SEASON

Aug 9	35,269	20-23	L
Aug 16	40,089	21-24	L
Aug 23	33,813	27-21	W
Aug 30	30,128	13-0	W
Sep 7	45,686	10-44	L
Sep 14	45,631	21-17	W
230,616		112-129	

REGULAR SEASON

Sep 21	51,858	37-33	W
Sep 29	52,491	23-13	W
Oct 5	79,798	14-38	L
Oct 12	49,164	9-20	L
Oct 19	52,540	16-15	W
Oct 26	70,043	13-26	L
Nov 2	52,330	17-42	L
Nov 9	49,702	16-17	L
Nov 16	26,048	27-17	W
Nov 23	26,686	21-35	L
Nov 30	44,982	13-10*	W
Dec 8	51,075	10-17	L
Dec 14	36,860	25-10	W
Dec 20	43,064	13-14	L
688,641		254-307	

BRONCOS WON 3, LOST 3

Baltimore Colts (Mile High Stadium) (Sat night)
New Orleans Saints (Superdome) (Sat night)
Houston Oilers (Mile High Stadium) (Sat night)
Chicago Bears (Soldier Field) (Sat night)
San Francisco 49ers (Candlestick Park)
St. Louis Cardinals (Mile High Stadium)

BRONCOS WON 6, LOST 8 (2ND AFC WEST)

Kansas City Chiefs (Mile High Stadium)
Green Bay Packers (Mile High Stadium) (Mon night)
Buffalo Bills (Rich Stadium)
Pittsburgh Steelers (Three Rivers Stadium)
Cleveland Browns (Mile High Stadium)
Kansas City Chiefs (Arrowhead Stadium)
Oakland Raiders (Mile High Stadium)
Cincinnati Bengals (Mile High Stadium)
San Diego Chargers (San Diego Stadium)
Atlanta Falcons (Atlanta Stadium)
San Diego Chargers (Mile High Stadium) (* O/T)
Oakland Raiders (Oakland Coliseum) (Mon night)
Philadelphia Eagles (Mile High Stadium)
Miami Dolphins (Orange Bowl) (Sat)

1976

HEAD COACH: John Ralston

PRE-SEASON

Jul 24	17,639	10-7	W
Jul 31	22,495	14-15	L
Aug 8	40,052	7-17	L
Aug 14	54,567	13-9	W
Aug 21	22,887	52-7	W
Aug 28	39,808	21-17	W
Sep 5	52,129	30-17	W
249,577		146-89	

REGULAR SEASON

Sep 12	53,464	7-17	L
Sep 19	62,519	46-3	W
Sep 26	62,758	44-13	W
Oct 3	62,486	26-0	W
Oct 10	47,928	3-17	L
Oct 17	63,241	10-17	L
Oct 24	57,961	35-26	W
Oct 31	52,169	6-19	L
Nov 7	62,503	48-13	W
Nov 14	32,017	17-0	W
Nov 21	62,961	14-13	W
Nov 28	61,128	14-38	L
Dec 5	57,995	17-16	W
Dec 12	44,459	28-14	W
783,589		315-206	

BRONCOS WON 5, LOST 2

Detroit Lions (Canton, Ohio, Hall of Fame) (Sat)
Chicago Bears (Mile High Stadium) (Sat night)
San Francisco 49ers (Candlestick Park)
Dallas Cowboys (Texas Stadium) (Sat night)
Seattle Seahawks (Mile High Stadium) (Sat night)
St. Louis Cardinals (Busch Stadium) (Sat night)
Minnesota Vikings (Mile High Stadium)

BRONCOS WON 9, LOST 5 (2ND AFC WEST)

Cincinnati Bengals (Riverfront Stadium)
New York Jets (Mile High Stadium)
Cleveland Browns (Mile High Stadium)
San Diego Chargers (Mile High Stadium)
Houston Oilers (Astrodome)
Oakland Raiders (Mile High Stadium)
Kansas City Chiefs (Arrowhead Stadium)
Oakland Raiders (Oakland Coliseum)
Tampa Bay Buccaneers (Mile High Stadium)
San Diego Chargers (San Diego Stadium)
New York Giants (Mile High Stadium)
New England Patriots (Schaefer Stadium)
Kansas City Chiefs (Mile High Stadium)
Chicago Bears (Soldier Field)

1977

HEAD COACH: Red Miller

PRE-SEASON

Aug 5	40,059	14-8	W
Aug 13	44,001	15-7	W
Aug 20	21,239	10-2	W
Aug 26	29,532	24-28	L
Sep 2	54,916	27-10	W
Sep 10	36,441	20-0	W
226,188		110-55	

REGULAR SEASON

Sep 18	75,002	7-0	W
Sep 25	74,737	26-6	W
Oct 2	53,108	24-13	W
Oct 9	74,718	23-7	W
Oct 16	53,616	30-7	W
Oct 23	54,395	24-13	W
Oct 30	75,007	14-24	L
Nov 6	74,967	21-7	W
Nov 13	45,211	17-14	W
Nov 20	54,050	14-7	W
Nov 27	74,939	27-13	W
Dec 4	46,875	24-14	W
Dec 11	74,905	17-9	W
Dec 18	63,752	6-14	L
892,899		274-148	

BRONCOS WON 5, LOST 1

Baltimore Colts (Mile High Stadium) (Fri night)
St. Louis Cardinals (Mile High Stadium) (Sat night)
Atlanta Falcons (Atlanta Stadium) (Sat night)
Philadelphia Eagles (Veterans Stadium) (Sun night)
Seattle Seahawks (Kingdome) (Fri night)
San Francisco 49ers (Candlestick Park) (Sat night)

BRONCOS WON 12, LOST 2 (1ST AFC WEST)

St. Louis Cardinals (Mile High Stadium)
Buffalo Bills (Mile High Stadium)
Seattle Seahawks (Kingdome)
Kansas City Chiefs (Mile High Stadium)
Oakland Raiders (Oakland Coliseum)
Cincinnati Bengals (Riverfront Stadium)
Oakland Raiders (Mile High Stadium)
Pittsburgh Steelers (Mile High Stadium)
San Diego Chargers (San Diego Stadium)
Kansas City Chiefs (Arrowhead Stadium)
Baltimore Colts (Mile High Stadium)
Houston Oilers (Astrodome)
San Diego Chargers (Mile High Stadium)
Dallas Cowboys (Texas Stadium)

1977 AFC DIVISIONAL PLAYOFF

Dec 24	75,011	34-21	W	Pittsburgh Steelers (Mile High Stadium) (Sat)
--------	--------	-------	---	---

1977 AFC CHAMPIONSHIP GAME

Jan 1	74,982	20-17	W	Oakland Raiders (Mile High Stadium)
-------	--------	-------	---	-------------------------------------

1977 SUPER BOWL TWELVE (XII)

Jan 15	75,583	10-27	L	Dallas Cowboys (Louisiana Superdome New Orleans)
--------	--------	-------	---	--

1978

HEAD COACH: Red Miller

PRE-SEASON

Aug 5	48,027	17-12	W
Aug 12	74,619	14-21	L
Aug 19	18,301	23-13	W
Aug 25	73,559	13-24	L
214,506		67-70	

BRONCOS WON 2, LOST 2

Houston Oilers (Astrodome) (Sat night)
Dallas Cowboys (Mile High Stadium) (Sat night)
Buffalo Bills (Rich Stadium) (Sat night)
San Francisco 49ers (Mile High Stadium) (Fri night)

REGULAR SEASON

Sep 3	74,904	14-6	W
Sep 11	46,508	9-12*	L
Sep 17	74,983	27-14	W
Sep 24	60,593	23-17*	W
Oct 1	74,889	28-7	W
Oct 8	50,077	0-23	L
Oct 16	75,008	16-7	W
Oct 22	54,057	6-7	L
Oct 29	62,948	20-17*	W
Nov 5	74,983	28-31	L
Nov 12	70,856	19-7	W
Nov 19	74,965	16-3	W
Nov 23	71,785	14-17	L
Dec 3	53,932	21-6	W
Dec 10	74,149	24-3	W
Dec 16	74,104	17-21	L
1,067,693		282-198	

BRONCOS WON 10, LOST 6 (1ST AFC WEST)

Oakland Raiders (Mile High Stadium)
Minnesota Vikings (Met Stadium) (Mon night) (* O/T)
San Diego Chargers (Mile High Stadium)
Kansas City Chiefs (Arrowhead Stadium) (* O/T)
Seattle Seahawks (Mile High Stadium)
San Diego Chargers (San Diego Stadium)
Chicago Bears (Mile High Stadium) (Mon night)
Baltimore Colts (Memorial Stadium)
Seattle Seahawks (Kingdome) (* O/T)
Cleveland Browns (Cleveland Stadium)
New York Jets (Mile High Stadium)
Oakland Raiders (Oakland Coliseum)
Detroit Lions (Silverdome) (Thur)
Kansas City Chiefs (Mile High Stadium)
Pittsburgh Steelers (Mile High Stadium) (Sat)

1978 AFC DIVISIONAL PLAYOFF GAME

Dec 30	48,921	10-33	L	Pittsburgh Steelers (Three Rivers Stadium) (Sat)
--------	--------	-------	---	--

1979

HEAD COACH: Red Miller

PRE-SEASON

Aug 4	61,192	6-7	L
Aug 11	58,799	13-6	W
Aug 18	34,133	21-0	W
Aug 24	75,103	20-17*	W
229,227		60-30	

BRONCOS WON 3, LOST 1

Dallas Cowboys (Texas Stadium) (Sat night)
Washington Redskins (Mile High Stadium) (Sat night)
San Francisco 49ers (Candlestick Park) (Sat night)
New England Patriots (Mile High Stadium) (Fri night) (* O/T)

REGULAR SEASON

Sep 2	74,788	10-0	W
Sep 6	74,884	9-13	L
Sep 16	57,677	20-17*	W
Sep 23	74,879	37-34	W
Sep 30	52,632	3-27	L
Oct 7	74,997	7-0	W
Oct 14	74,292	24-10	W
Oct 22	49,699	7-42	L
Oct 28	74,908	20-3	W
Nov 4	74,482	10-3	W
Nov 11	74,379	45-10	W
Nov 18	42,910	38-26	W
Nov 25	74,186	10-14	L
Dec 2	37,886	19-16	W
Dec 8	60,038	23-28	L
Dec 17	51,906	7-17	L
1,024,543		289-262	

BRONCOS WON 10, LOST 6 (2ND AFC WEST)

Cincinnati Bengals (Mile High Stadium)
Los Angeles Rams (Mile High Stadium) (Thur night)
Atlanta Falcons (Atlanta Stadium) (* O/T)
Seattle Seahawks (Mile High Stadium)
Oakland Raiders (Oakland Coliseum)
San Diego Chargers (Mile High Stadium)
Kansas City Chiefs (Arrowhead Stadium)
Pittsburgh Steelers (Three Rivers Stadium) (Mon night)
Kansas City Chiefs (Mile High Stadium)
New Orleans Saints (Mile High Stadium)
New England Patriots (Mile High Stadium)
San Francisco 49ers (Candlestick Park)
Oakland Raiders (Mile High Stadium)
Buffalo Bills (Rich Stadium)
Seattle Seahawks (Kingdome) (Sat)
San Diego Chargers (San Diego Stadium) (Mon night)

1979 AFC FIRST-ROUND (WILD CARD) PLAYOFF GAME

Dec 23	48,776	7-13	L	Houston Oilers (Astrodome)
--------	--------	------	---	----------------------------

1980

HEAD COACH: Red Miller

PRE-SEASON

Aug 9	67,532	17-6	W
Aug 16	30,904	6-9	L
Aug 23	73,946	13-26	L
Aug 30	53,060	38-0	W
225,442		74-41	

BRONCOS WON 2, LOST 2

Cincinnati Bengals (Mile High Stadium) (Sat night)
New York Giants (Giants Stadium) (Sat night)
Los Angeles Rams (Mile High Stadium) (Sat night)
Green Bay Packers (Lambeau Field) (Sat night)

REGULAR SEASON

Sep 7	70,307	6-27	L
Sep 14	74,919	41-20	W
Sep 21	74,970	13-30	L

BRONCOS WON 8, LOST 8 (4TH AFC WEST)

Philadelphia Eagles (Veterans Stadium)
Dallas Cowboys (Mile High Stadium)
San Diego Chargers (Mile High Stadium)



Sep 29	59,602	14-23	L	New England Patriots (Schaefer Stadium) (Mon night)
Oct 5	81,065	19-16	W	Cleveland Browns (Cleveland Stadium)
Oct 13	74,657	20-17	W	Washington Redskins (Mile High Stadium) (Mon night)
Oct 19	74,459	17-23	L	Kansas City Chiefs (Mile High Stadium)
Oct 26	67,598	14-9	W	New York Giants (Giants Stadium)
Nov 2	74,717	16-20	L	Houston Oilers (Mile High Stadium)
Nov 9	51,435	20-13	W	San Diego Chargers (San Diego Stadium)
Nov 16	72,114	31-24	W	New York Jets (Mile High Stadium)
Nov 23	73,274	36-20	W	Seattle Seahawks (Mile High Stadium)
Dec 1	51,583	3-9	L	Oakland Raiders (Oakland Coliseum) (Mon night)
Dec 7	40,237	14-31	L	Kansas City Chiefs (Arrowhead Stadium)
Dec 14	73,974	21-24	L	Oakland Raiders (Mile High Stadium)
Dec 21	51,853	25-17	W	Seattle Seahawks (Kingdome)
1,066,764		310-323		

## 1981

HEAD COACH: Dan Reeves

## PRE-SEASON

Aug 7	63,644	7-33	L	New York Jets (Mile High Stadium) (Fri night)
Aug 15	41,502	14-24	L	Miami Dolphins (Orange Bowl) (Sat night)
Aug 22	72,450	17-7	W	Green Bay Packers (Mile High Stadium) (Sat night)
Aug 29	41,713	24-20	W	Cincinnati Bengals (Riverfront Stadium) (Sat night)
219,309		62-84		

## REGULAR SEASON

Sep 6	74,796	9-7	W	Oakland Raiders (Mile High Stadium)
Sep 13	58,513	10-13	L	Seattle Seahawks (Kingdome)
Sep 20	74,804	28-10	W	Baltimore Colts (Mile High Stadium)
Sep 27	74,844	42-24	W	San Diego Chargers (Mile High Stadium)
Oct 4	51,035	17-0	W	Oakland Raiders (Oakland Coliseum)
Oct 11	74,816	27-21	W	Detroit Lions (Mile High Stadium)
Oct 18	74,672	14-28	L	Kansas City Chiefs (Arrowhead Stadium)
Oct 25	77,757	7-9	L	Buffalo Bills (Rich Stadium)
Nov 2	74,834	19-17	W	Minnesota Vikings (Mile High Stadium) (Mon night)
Nov 8	74,859	23-20*	W	Cleveland Browns (Mile High Stadium) (* O/T)
Nov 15	64,518	24-7	W	Tampa Bay Buccaneers (Tampa Stadium)
Nov 22	57,207	21-38	L	Cincinnati Bengals (Riverfront Stadium)
Nov 29	51,533	17-34	L	San Diego Chargers (San Diego Stadium)
Dec 6	74,744	16-13	W	Kansas City Chiefs (Mile High Stadium)
Dec 13	74,527	23-13	W	Seattle Seahawks (Mile High Stadium)
Dec 20	40,125	24-35	L	Chicago Bears (Soldier Field)
1,073,636		321-289		

## 1982

HEAD COACH: Dan Reeves

## PRE-SEASON

Aug 14	57,482	33-20	W	Los Angeles Rams (Anaheim Stadium) (Sat night)
Aug 21	74,465	17-14	W	Miami Dolphins (Mile High Stadium) (Sat night)
Aug 28	73,371	27-17	W	Minnesota Vikings (Mile High Stadium) (Sat night)
Sep 4	43,820	20-13	W	New York Jets (Giants Stadium) (Sat night)
249,138		97-64		

## REGULAR SEASON

Sep 12	73,564	3-23	L	San Diego Chargers (Mile High Stadium)
Sep 19	73,899	24-21	W	San Francisco 49ers (Mile High Stadium)
<i>57-day player strike cancels eight (8) games</i>				
Nov 21	73,916	10-17	L	Seattle Seahawks (Mile High Stadium)
Nov 28	47,629	20-30	L	San Diego Chargers (San Diego Stadium)
Dec 5	73,984	27-34	L	Atlanta Falcons (Mile High Stadium)
Dec 12	48,112	27-24	W	Los Angeles Rams (Anaheim Stadium)
Dec 19	74,192	16-37	L	Kansas City Chiefs (Mile High Stadium)
Dec 26	44,160	10-27	L	Los Angeles Raiders (L.A. Coliseum)
Jan 2	43,145	11-13	L	Seattle Seahawks (Kingdome) (Resked Nov 7)
552,601		148-226		

## 1983

HEAD COACH: Dan Reeves

## PRE-SEASON

Aug 5	53,887	10-7	W	Seattle Seahawks (Mile High Stadium) (Fri night)
Aug 13	73,199	21-10	W	Atlanta Falcons (Mile High Stadium) (Sat night)
Aug 20	73,244	19-10	W	Cleveland Browns (Mile High Stadium) (Sat night)
Aug 26	59,435	3-34	L	Minnesota Vikings (Met Stadium) (Fri night)
259,765		53-61		

## REGULAR SEASON

Sep 4	58,233	14-10	W	Pittsburgh Steelers (Three Rivers Stadium)
Sep 11	52,613	17-10	W	Baltimore Colts (Memorial Stadium)
Sep 18	74,202	10-13	L	Philadelphia Eagles (Mile High Stadium)
Sep 25	74,289	7-22	L	Los Angeles Raiders (Mile High Stadium)
Oct 2	58,210	14-31	L	Chicago Bears (Soldier Field)
Oct 9	44,209	26-14	W	Houston Oilers (Astrodome)
Oct 16	74,305	24-17	W	Cincinnati Bengals (Mile High Stadium)
Oct 23	74,581	14-6	W	San Diego Chargers (Mile High Stadium)
Oct 30	74,640	27-24	W	Kansas City Chiefs (Mile High Stadium)
Nov 6	61,189	19-27	L	Seattle Seahawks (Kingdome)

Nov 13	51,945	20-22	L	Los Angeles Raiders (L.A. Coliseum)
Nov 20	74,710	38-27	W	Seattle Seahawks (Mile High Stadium)
Nov 27	43,650	7-31	L	San Diego Chargers (San Diego Stadium)
Dec 4	70,912	27-6	W	Cleveland Browns (Mile High Stadium)
Dec 11	74,854	21-19	W	Baltimore Colts (Mile High Stadium)
Dec 18	11,377	17-48	L	Kansas City Chiefs (Arrowhead Stadium)
973,188		302-327		

## 1983 AFC FIRST-ROUND (WILD CARD) PLAYOFF GAME

Dec 24	64,275	7-31	L	Seattle Seahawks (Kingdome) (Sat)
--------	--------	------	---	-----------------------------------

## 1984

HEAD COACH: Dan Reeves

## PRE-SEASON

Aug 4	31,716	13-16	L	Washington Redskins (Mile High Stadium) (Sat night)
Aug 11	70,211	21-20	W	San Francisco 49ers (Mile High Stadium) (Sat night)
Aug 18	68,951	31-0	W	Indianapolis Colts (Mile High Stadium) (Sat night)
Aug 24	30,988	24-13	W	Atlanta Falcons (Atlanta Stadium) (Fri night)
201,866		69-49		

## BRONCOS WON 3, LOST 1

## REGULAR SEASON

Sep 2	74,178	20-17	W	Cincinnati Bengals (Mile High Stadium)
Sep 9	54,335	0-27	L	Chicago Bears (Soldier Field)
Sep 16	61,980	24-14	W	Cleveland Browns (Cleveland Stadium)
Sep 23	74,263	21-0	W	Kansas City Chiefs (Mile High Stadium)
Sep 30	74,833	16-13	W	Los Angeles Raiders (Mile High Stadium)
Oct 7	55,836	28-7	W	Detroit Lions (Silverdome)
Oct 15	62,546	17-14	W	Green Bay Packers (Mile High Stadium) (Mon night)
Oct 21	31,204	37-7	W	Buffalo Bills (Rich Stadium)
Oct 28	91,020	22-19*	W	Los Angeles Raiders (L.A. Coliseum) (* O/T)
Nov 4	74,908	26-19	W	New England Patriots (Mile High Stadium)
Nov 11	53,162	16-13	W	San Diego Chargers (San Diego Stadium)
Nov 18	74,716	42-21	W	Minnesota Vikings (Mile High Stadium)
Nov 25	74,922	24-27	L	Seattle Seahawks (Mile High Stadium)
Dec 2	38,494	13-16	L	Kansas City Chiefs (Arrowhead Stadium)
Dec 9	74,867	16-13	W	San Diego Chargers (Mile High Stadium)
Dec 15	64,411	31-14	W	Seattle Seahawks (Kingdome) (Sat)
1,032,737		353-241		

## 1984 AFC DIVISIONAL PLAYOFF GAME

Dec 30	74,981	17-24	L	Pittsburgh Steelers (Mile High Stadium)
--------	--------	-------	---	---

## 1985

HEAD COACH: Dan Reeves

## PRE-SEASON

Aug 10	49,374	20-30	L	New York Giants (Mile High Stadium) (Sat night)
Aug 19	55,425	20-13	W	San Francisco 49ers (Candlestick Park) (Mon night)
Aug 24	71,406	20-3	W	Indianapolis Colts (Mile High Stadium) (Sat night)
Aug 30	69,373	9-13	L	Minnesota Vikings (Mile High Stadium) (Fri night)
245,578		69-59		

## BRONCOS WON 2, LOST 2

## REGULAR SEASON

Sep 8	52,522	16-20	L	Los Angeles Rams (Anaheim Stadium)
Sep 15	74,488	34-23	W	New Orleans Saints (Mile High Stadium)
Sep 22	37,903	44-28	W	Atlanta Falcons (Atlanta Stadium)
Sep 29	73,614	26-30	L	Miami Dolphins (Mile High Stadium)
Oct 6	74,699	31-20	W	Houston Oilers (Mile High Stadium)
Oct 13	60,128	15-10	W	Indianapolis Colts (Hoosier Dome)
Oct 20	74,899	13-10*	W	Seattle Seahawks (Mile High Stadium) (* O/T)
Oct 27	68,248	30-10	W	Kansas City Chiefs (Arrowhead Stadium)
Nov 3	57,312	10-30	L	San Diego Chargers (San Diego Stadium)
Nov 11	73,173	17-16	W	San Francisco 49ers (Mile High Stadium) (Mon night)
Nov 17	74,376	30-24*	W	San Diego Chargers (Mile High Stadium) (* O/T)
Nov 24	63,161	28-31*	L	Los Angeles Raiders (L.A. Coliseum) (* O/T)
Dec 1	56,797	31-23	W	Pittsburgh Steelers (Three Rivers Stadium)
Dec 8	75,042	14-17*	L	Los Angeles Raiders (Mile High Stadium) (* O/T)
Dec 14	69,209	14-13	W	Kansas City Chiefs (Mile High Stadium) (Sat)
Dec 20	56,283	27-24	W	Seattle Seahawks (Kingdome) (Fri night)
1,041,854		380-329		

## 1986

HEAD COACH: Dan Reeves

## PRE-SEASON

Aug 9	47,408	7-10	L	New Orleans Saints (Mile High Stadium) (Sat night)
Aug 16	53,193	27-29	L	Minnesota Vikings (Metrodome) (Sat night)
Aug 23	73,592	14-9	W	San Francisco 49ers (Mile High Stadium) (Sat night)
Aug 29	71,737	19-10	W	Los Angeles Rams (Mile High Stadium) (Fri night)
245,930		67-48		

## BRONCOS WON 2, LOST 2

## REGULAR SEASON

Sep 7	75,695	38-36	W	Los Angeles Raiders (Mile High Stadium)
Sep 15	57,305	21-10	W	Pittsburgh Steelers (Three Rivers Stadium) (Mon night)
Sep 21	63,839	33-7	W	Philadelphia Eagles (Veterans Stadium)
Sep 28	75,804	27-20	W	New England Patriots (Mile High Stadium)
Oct 5	76,082	29-14	W	Dallas Cowboys (Mile High Stadium)

## BRONCOS WON 11, LOST 5 (1ST AFC WEST)

Oct 12	55,662	31-14	W	San Diego Chargers (San Diego Stadium)
Oct 20	73,759	10-22	L	New York Jets (Giants Stadium) (Mon night)
Oct 26	76,089	20-13	W	Seattle Seahawks (Mile High Stadium)
Nov 2	90,153	21-10	W	Los Angeles Raiders (L.A. Coliseum)
Nov 9	75,012	3-9	L	San Diego Chargers (Mile High Stadium)
Nov 16	75,745	38-17	W	Kansas City Chiefs (Mile High Stadium)
Nov 23	75,116	16-19	L	New York Giants (Giants Stadium)
Nov 30	58,705	34-28	W	Cincinnati Bengals (Mile High Stadium)
Dec 7	47,019	10-37	L	Kansas City Chiefs (Arrowhead Stadium)
Dec 13	75,905	31-30	W	Washington Redskins (Mile High Stadium) (Sat)
Dec 20	63,697	16-41	L	Seattle Seahawks (Kingdome) (Sat)
1,178,074		378-327		

#### 1986 AFC DIVISIONAL PLAYOFF GAME

Jan 4	75,262	22-17	W	New England Patriots (Mile High Stadium)
-------	--------	-------	---	--

#### 1986 AFC CHAMPIONSHIP GAME

Jan 11	79,973	23-20*	W	Cleveland Browns (Cleveland Stadium) (* O/T)
--------	--------	--------	---	--

#### 1986 SUPER BOWL TWENTY-ONE (XXI)

Jan 25	101,063	20-39	L	New York Giants (Pasadena Rose Bowl)
--------	---------	-------	---	--------------------------------------

### 1987

#### HEAD COACH: Dan Reeves

##### PRE-SEASON

Aug 9	72,786	27-28	L	Los Angeles Rams (London Wembley Stadium)
Aug 15	67,500	20-14	W	Green Bay Packers (Sun Devil Stadium, Tempe, Ariz.) (Sat night)
Aug 24	74,288	31-28	W	Miami Dolphins (Mile High Stadium) (Mon night)
Aug 29	54,254	24-20	W	Los Angeles Rams (Anaheim Stadium) (Sat night)
Sep 3	74,081	17-27	L	Minnesota Vikings (Mile High Stadium) (Thur night)
342,909		119-117		

##### REGULAR SEASON

Sep 13	75,999	40-17	W	Seattle Seahawks (Mile High Stadium)
Sep 20	50,624	17-17*	T	Green Bay Packers (Milwaukee County Stadium) (* O/T)
Sep 28				GAME CANCELLED (Broncos at Cleveland) (Mon night)
Oct 4	38,494	10-40	L	†Houston Oilers (Mile High Stadium)
Oct 12	61,230	30-14	W	†Los Angeles Raiders (Mile High Stadium) (Mon night)
Oct 18	20,296	26-17	W	†Kansas City Chiefs (Arrowhead Stadium)
†"Replacement Games"				
Oct 26	51,011	27-34	L	Minnesota Vikings (Metrodome) (Mon night)
Nov 1	75,172	34-0	W	Detroit Lions (Mile High Stadium)
Nov 8	63,698	14-21	L	Buffalo Bills (Rich Stadium)
Nov 16	75,783	31-29	W	Chicago Bears (Mile High Stadium) (Mon night)
Nov 22	61,318	23-17	W	Los Angeles Raiders (L.A. Coliseum)
Nov 29	61,880	31-17	W	San Diego Chargers (San Diego Stadium)
Dec 6	75,795	31-20	W	New England Patriots (Mile High Stadium)
Dec 13	61,759	21-28	L	Seattle Seahawks (Kingdome) (Sun night)
Dec 19	75,053	20-17	W	Kansas City Chiefs (Mile High Stadium) (Sat)
Dec 27	37,500	24-0	W	San Diego Chargers (Mile High Stadium)
869,301		379-288		

#### 1987 AFC DIVISIONAL PLAYOFF GAME

Jan 10	75,440	34-10	W	Houston Oilers (Mile High Stadium)
--------	--------	-------	---	------------------------------------

#### 1987 AFC CHAMPIONSHIP GAME

Jan 17	76,197	38-33	W	Cleveland Browns (Mile High Stadium)
--------	--------	-------	---	--------------------------------------

#### 1987 SUPER BOWL TWENTY-TWO (XXII)

Jan 31	73,302	10-42	L	Washington Redskins (San Diego — Jack Murphy Stadium)
--------	--------	-------	---	---

### 1988

#### HEAD COACH: Dan Reeves

##### PRE-SEASON

Aug 3	43,978	40-31	W	Los Angeles Rams (Anaheim Stadium) (Wed night)
Aug 13	75,067	34-24	W	San Francisco 49ers (Mile High Stadium) (Sat night)
Aug 19	48,795	13-16*	L	Miami Dolphins (Joe Robbie Stadium) (Fri night) (* O/T)
Aug 25	73,957	21-20	W	Indianapolis Colts (Mile High Stadium) (Thur night)
242,797		108-91		

##### REGULAR SEASON

Sep 4	75,986	14-21	L	Seattle Seahawks (Mile High Stadium)
Sep 11	75,359	34-3	W	San Diego Chargers (Mile High Stadium)
Sep 18	63,268	13-20	L	Kansas City Chiefs (Arrowhead Stadium)
Sep 26	75,964	27-30*	L	Los Angeles Raiders (Mile High Stadium) (Mon night) (* O/T)
Oct 2	55,763	12-0	W	San Diego Chargers (San Diego Stadium)
Oct 9	61,711	16-13*	W	San Francisco 49ers (Candlestick Park) (* O/T)
Oct 16	75,287	30-14	W	Atlanta Falcons (Mile High Stadium)
Oct 23	49,811	21-39	L	Pittsburgh Steelers (Three Rivers Stadium)
Oct 31	60,544	23-55	L	Indianapolis Colts (Hoosier Dome) (Mon night)
Nov 6	74,227	17-11	W	Kansas City Chiefs (Mile High Stadium)
Nov 13	75,806	30-7	W	Cleveland Browns (Mile High Stadium)
Nov 20	68,075	0-42	L	New Orleans Saints (Superdome)
Nov 27	74,141	35-24	W	Los Angeles Rams (Mile High Stadium)
Dec 4	65,561	20-21	L	Los Angeles Raiders (L.A. Coliseum)

##### BRONCOS WON 3, LOST 1

Los Angeles Rams (Anaheim Stadium) (Wed night)  
San Francisco 49ers (Mile High Stadium) (Sat night)  
Miami Dolphins (Joe Robbie Stadium) (Fri night) (\* O/T)  
Indianapolis Colts (Mile High Stadium) (Thur night)

##### BRONCOS WON 8, LOST 8 (2ND AFC WEST)

Seattle Seahawks (Mile High Stadium)  
San Diego Chargers (Mile High Stadium)  
Kansas City Chiefs (Arrowhead Stadium)  
Los Angeles Raiders (Mile High Stadium) (Mon night) (\* O/T)  
San Diego Chargers (San Diego Stadium)  
San Francisco 49ers (Candlestick Park) (\* O/T)  
Atlanta Falcons (Mile High Stadium)  
Pittsburgh Steelers (Three Rivers Stadium)  
Indianapolis Colts (Hoosier Dome) (Mon night)  
Kansas City Chiefs (Mile High Stadium)  
Cleveland Browns (Mile High Stadium)  
New Orleans Saints (Superdome)  
Los Angeles Rams (Mile High Stadium)  
Los Angeles Raiders (L.A. Coliseum)

Dec 11	62,838	14-42	L	Seattle Seahawks (Kingdome) (Sun night)
Dec 17	70,910	21-10	W	New England Patriots (Mile High Stadium) (Sat)
1,085,251		327-352		

### 1989

#### HEAD COACH: Dan Reeves

##### PRE-SEASON

Aug 12	70,049	17-13	W	Los Angeles Rams (Mile High Stadium) (Sat night)
Aug 19	58,641	17-35	L	San Francisco 49ers (Candlestick Park) (Sat night)
Aug 26	74,076	24-21*	W	Dallas Cowboys (Mile High Stadium) (Sat night) (* O/T)
Sep 2	55,128	34-38	L	Indianapolis Colts (Hoosier Dome) (Sat night)
257,894		92-107		

##### BRONCOS WON 2, LOST 2

Los Angeles Rams (Mile High Stadium) (Sat night)  
San Francisco 49ers (Candlestick Park) (Sat night)  
Dallas Cowboys (Mile High Stadium) (Sat night) (\* O/T)  
Indianapolis Colts (Hoosier Dome) (Sat night)

##### REGULAR SEASON

Sep 10	74,284	34-20	W	Kansas City Chiefs (Mile High Stadium)
Sep 18	78,176	28-14	W	Buffalo Bills (Rich Stadium) (Mon night)
Sep 24	75,754	31-21	W	Los Angeles Raiders (Mile High Stadium)
Oct 1	78,637	13-16	L	Cleveland Browns (Cleveland Stadium)
Oct 8	75,222	16-10	W	San Diego Chargers (Mile High Stadium)
Oct 15	74,680	14-3	W	Indianapolis Colts (Mile High Stadium)
Oct 22	62,353	24-21*	W	Seattle Seahawks (Kingdome) (* O/T)
Oct 29	75,065	24-28	L	Philadelphia Eagles (Mile High Stadium)
Nov 5	74,739	34-7	W	Pittsburgh Steelers (Mile High Stadium)
Nov 12	76,245	16-13	W	Kansas City Chiefs (Arrowhead Stadium)
Nov 20	52,975	14-10	W	Washington Redskins (RFK Stadium) (Mon night)
Nov 26	75,117	41-14	W	Seattle Seahawks (Mile High Stadium)
Dec 3	87,560	13-16*	L	Los Angeles Raiders (L.A. Coliseum) (* O/T)
Dec 10	63,283	7-14	L	New York Giants (Mile High Stadium)
Dec 16	56,071	37-0	W	Phoenix Cardinals (Sun Devil Stadium) (Sat)
Dec 24	50,524	16-19	L	San Diego Chargers (San Diego Stadium)
1,130,686		362-226		

#### 1989 AFC DIVISIONAL PLAYOFF GAME

Jan 7	75,477	24-23	W	Pittsburgh Steelers (Mile High Stadium)
-------	--------	-------	---	---

#### 1989 AFC CHAMPIONSHIP GAME

Jan 14	76,046	37-21	W	Cleveland Browns (Mile High Stadium)
--------	--------	-------	---	--------------------------------------

#### 1989 SUPER BOWL TWENTY-FOUR (XXIV)

Jan 28	72,919	10-55	L	San Francisco 49ers (New Orleans Superdome)
--------	--------	-------	---	---

### 1990

#### HEAD COACH: Dan Reeves

##### PRE-SEASON

Aug 5	48,827	10-7	W	Seattle Seahawks (Tokyo, Japan)
Aug 11	51,044	16-7	W	Indianapolis Colts (Hoosier Dome) (Sat night)
Aug 20	74,164	24-27	L	San Francisco 49ers (Mile High Stadium) (Mon night)
Aug 25	44,897	16-17	L	Miami Dolphins (Joe Robbie Stadium) (Sat night)
Aug 31	71,082	25-14	W	Phoenix Cardinals (Mile High Stadium) (Fri night)
290,014		91-72		

##### BRONCOS WON 3, LOST 2

Seattle Seahawks (Tokyo, Japan)  
Indianapolis Colts (Hoosier Dome) (Sat night)  
San Francisco 49ers (Mile High Stadium) (Mon night)  
Miami Dolphins (Joe Robbie Stadium) (Sat night)  
Phoenix Cardinals (Mile High Stadium) (Fri night)

##### REGULAR SEASON

Sep 9	54,206	9-14	L	Los Angeles Raiders (L.A. Coliseum)
Sep 17	75,277	24-23	W	Kansas City Chiefs (Mile High Stadium) (Mon night)
Sep 23	75,290	34-31*	W	Seattle Seahawks (Mile High Stadium) (* O/T)
Sep 30	74,393	28-29	L	Buffalo Bills (Rich Stadium)
Oct 8	74,814	29-30	L	Cleveland Browns (Mile High Stadium) (Mon night)
Oct 14	74,285	17-34	L	Pittsburgh Steelers (Mile High Stadium)
Oct 21	29,850	27-17	W	Indianapolis Colts (Hoosier Dome)
Nov 4	57,331	22-27	L	Minnesota Vikings (Metrodome) (Sun night)
Nov 11	59,557	7-19	L	San Diego Chargers (San Diego Stadium)
Nov 18	75,013	13-16*	L	Chicago Bears (Mile High Stadium) (* O/T)
Nov 22	73,896	27-40	L	Detroit Lions (Silverdome) (Thur)
Dec 2	74,162	20-23	L	Los Angeles Raiders (Mile High Stadium)
Dec 9	74,347	20-31	L	Kansas City Chiefs (Arrowhead Stadium)
Dec 16	64,919	20-10	W	San Diego Chargers (Mile High Stadium)
Dec 23	55,845	12-17	L	Seattle Seahawks (Kingdome) (Sun night)
Dec 30	46,943	22-13	W	Green Bay Packers (Mile High Stadium)
1,071,126		331-374		(Bye Oct 28)

### 1991

#### HEAD COACH: Dan Reeves

##### PRE-SEASON

Jul 27	23,815	3-14	L	Detroit Lions (Canton, Ohio Hall of Fame) (Sat)
Aug 2	75,375	10-3	W	Indianapolis Colts (Mile High Stadium) (Fri night)
Aug 7	54,170	6-24	L	San Francisco 49ers (Candlestick Park) (Wed night)
Aug 19	72,555	21-13	W	Miami Dolphins (Mile High Stadium) (Mon night)
Aug 23	38,372	10-34	L	Phoenix Cardinals (Sun Devil Stadium) (Fri night)
264,287		50-88		

##### BRONCOS WON 2, LOST 3

Detroit Lions (Canton, Ohio Hall of Fame) (Sat)  
Indianapolis Colts (Mile High Stadium) (Fri night)  
San Francisco 49ers (Candlestick Park) (Wed night)  
Miami Dolphins (Mile High Stadium) (Mon night)  
Phoenix Cardinals (Sun Devil Stadium) (Fri night)

##### REGULAR SEASON

Sep 1	72,855	45-14	W	Cincinnati Bengals (Mile High Stadium)
Sep 8	48,569	13-16	L	Los Angeles Raiders (L.A. Coliseum)
Sep 15	74,152	16-10	W	Seattle Seahawks (Mile High Stadium)
Sep 22	73,258	27-19	W	San Diego Chargers (Mile High Stadium)
Sep 29	55,031	13-6	W	Minnesota Vikings (Metrodome) (Sun night)

##### BRONCOS WON 12, LOST 4 (1ST AFC WEST)

Cincinnati Bengals (Mile High Stadium)  
Los Angeles Raiders (L.A. Coliseum)  
Seattle Seahawks (Mile High Stadium)  
San Diego Chargers (Mile High Stadium)  
Minnesota Vikings (Metrodome) (Sun night)



Oct 12	55,662	31-14	W	San Diego Chargers (San Diego Stadium)
Oct 20	73,759	10-22	L	New York Jets (Giants Stadium) (Mon night)
Oct 26	76,089	20-13	W	Seattle Seahawks (Mile High Stadium)
Nov 2	90,153	21-10	W	Los Angeles Raiders (L.A. Coliseum)
Nov 9	75,012	3-9	L	San Diego Chargers (Mile High Stadium)
Nov 16	75,745	38-17	W	Kansas City Chiefs (Mile High Stadium)
Nov 23	75,116	16-19	L	New York Giants (Giants Stadium)
Nov 30	58,705	34-28	W	Cincinnati Bengals (Mile High Stadium)
Dec 7	47,019	10-37	L	Kansas City Chiefs (Arrowhead Stadium)
Dec 13	75,905	31-30	W	Washington Redskins (Mile High Stadium) (Sat)
Dec 20	63,697	16-41	L	Seattle Seahawks (Kingdome) (Sat)
1,178,074		378-327		

#### 1986 AFC DIVISIONAL PLAYOFF GAME

Jan 4	75,262	22-17	W	New England Patriots (Mile High Stadium)
-------	--------	-------	---	--

#### 1986 AFC CHAMPIONSHIP GAME

Jan 11	79,973	23-20*	W	Cleveland Browns (Cleveland Stadium) (* O/T)
--------	--------	--------	---	--

#### 1986 SUPER BOWL TWENTY-ONE (XXI)

Jan 25	101,063	20-39	L	New York Giants (Pasadena Rose Bowl)
--------	---------	-------	---	--------------------------------------

### 1987

#### HEAD COACH: Dan Reeves

##### PRE-SEASON

Aug 9	72,786	27-28	L	Los Angeles Rams (London Wembley Stadium)
Aug 15	67,500	20-14	W	Green Bay Packers (Sun Devil Stadium, Tempe, Ariz.) (Sat night)
Aug 24	74,288	31-28	W	Miami Dolphins (Mile High Stadium) (Mon night)
Aug 29	54,254	24-20	W	Los Angeles Rams (Anaheim Stadium) (Sat night)
Sep 3	74,081	17-27	L	Minnesota Vikings (Mile High Stadium) (Thur night)
342,909		119-117		

##### REGULAR SEASON

Sep 13	75,999	40-17	W	Seattle Seahawks (Mile High Stadium)
Sep 20	50,624	17-17*	T	Green Bay Packers (Milwaukee County Stadium) (* O/T)
Sep 28				GAME CANCELLED (Broncos at Cleveland) (Mon night)
Oct 4	38,494	10-40	L	†Houston Oilers (Mile High Stadium)
Oct 12	61,230	30-14	W	†Los Angeles Raiders (Mile High Stadium) (Mon night)
Oct 18	20,296	26-17	W	†Kansas City Chiefs (Arrowhead Stadium)
†"Replacement Games"				
Oct 26	51,011	27-34	L	Minnesota Vikings (Metrodome) (Mon night)
Nov 1	75,172	34-0	W	Detroit Lions (Mile High Stadium)
Nov 8	63,698	14-21	L	Buffalo Bills (Rich Stadium)
Nov 16	75,783	31-29	W	Chicago Bears (Mile High Stadium) (Mon night)
Nov 22	61,318	23-17	W	Los Angeles Raiders (L.A. Coliseum)
Nov 29	61,880	31-17	W	San Diego Chargers (San Diego Stadium)
Dec 6	75,795	31-20	W	New England Patriots (Mile High Stadium)
Dec 13	61,759	21-28	L	Seattle Seahawks (Kingdome) (Sun night)
Dec 19	75,053	20-17	W	Kansas City Chiefs (Mile High Stadium) (Sat)
Dec 27	37,500	24-0	W	San Diego Chargers (Mile High Stadium)
869,301		379-288		

#### 1987 AFC DIVISIONAL PLAYOFF GAME

Jan 10	75,440	34-10	W	Houston Oilers (Mile High Stadium)
--------	--------	-------	---	------------------------------------

#### 1987 AFC CHAMPIONSHIP GAME

Jan 17	76,197	38-33	W	Cleveland Browns (Mile High Stadium)
--------	--------	-------	---	--------------------------------------

#### 1987 SUPER BOWL TWENTY-TWO (XXII)

Jan 31	73,302	10-42	L	Washington Redskins (San Diego — Jack Murphy Stadium)
--------	--------	-------	---	---

### 1988

#### HEAD COACH: Dan Reeves

##### PRE-SEASON

Aug 3	43,978	40-31	W	Los Angeles Rams (Anaheim Stadium) (Wed night)
Aug 13	75,067	34-24	W	San Francisco 49ers (Mile High Stadium) (Sat night)
Aug 19	48,795	13-16*	L	Miami Dolphins (Joe Robbie Stadium) (Fri night) (* O/T)
Aug 25	73,957	21-20	W	Indianapolis Colts (Mile High Stadium) (Thur night)
242,797		108-91		

##### REGULAR SEASON

Sep 4	75,986	14-21	L	Seattle Seahawks (Mile High Stadium)
Sep 11	75,359	34-3	W	San Diego Chargers (Mile High Stadium)
Sep 18	63,268	13-20	L	Kansas City Chiefs (Arrowhead Stadium)
Sep 26	75,964	27-30*	L	Los Angeles Raiders (Mile High Stadium) (Mon night) (* O/T)
Oct 2	55,763	12-0	W	San Diego Chargers (San Diego Stadium)
Oct 9	61,711	16-13*	W	San Francisco 49ers (Candlestick Park) (* O/T)
Oct 16	75,287	30-14	W	Atlanta Falcons (Mile High Stadium)
Oct 23	49,811	21-39	L	Pittsburgh Steelers (Three Rivers Stadium)
Oct 31	60,544	23-55	L	Indianapolis Colts (Hoosier Dome) (Mon night)
Nov 6	74,227	17-11	W	Kansas City Chiefs (Mile High Stadium)
Nov 13	75,806	30-7	W	Cleveland Browns (Mile High Stadium)
Nov 20	68,075	0-42	L	New Orleans Saints (Superdome)
Nov 27	74,141	35-24	W	Los Angeles Rams (Mile High Stadium)
Dec 4	65,561	20-21	L	Los Angeles Raiders (L.A. Coliseum)

#### BRONCOS WON 3, LOST 1

Los Angeles Rams (Anaheim Stadium) (Wed night)  
San Francisco 49ers (Mile High Stadium) (Sat night)  
Miami Dolphins (Joe Robbie Stadium) (Fri night) (\* O/T)  
Indianapolis Colts (Mile High Stadium) (Thur night)

#### BRONCOS WON 8, LOST 8 (2ND AFC WEST)

Seattle Seahawks (Mile High Stadium)  
San Diego Chargers (Mile High Stadium)  
Kansas City Chiefs (Arrowhead Stadium)  
Los Angeles Raiders (Mile High Stadium) (Mon night) (\* O/T)  
San Diego Chargers (San Diego Stadium)  
San Francisco 49ers (Candlestick Park) (\* O/T)  
Atlanta Falcons (Mile High Stadium)  
Pittsburgh Steelers (Three Rivers Stadium)  
Indianapolis Colts (Hoosier Dome) (Mon night)  
Kansas City Chiefs (Mile High Stadium)  
Cleveland Browns (Mile High Stadium)  
New Orleans Saints (Superdome)  
Los Angeles Rams (Mile High Stadium)  
Los Angeles Raiders (L.A. Coliseum)

Dec 11	62,838	14-42	L	Seattle Seahawks (Kingdome) (Sun night)
Dec 17	70,910	21-10	W	New England Patriots (Mile High Stadium) (Sat)
1,085,251		327-352		

### 1989

#### HEAD COACH: Dan Reeves

##### PRE-SEASON

Aug 12	70,049	17-13	W	Los Angeles Rams (Mile High Stadium) (Sat night)
Aug 19	58,641	17-35	L	San Francisco 49ers (Candlestick Park) (Sat night)
Aug 26	74,076	24-21*	W	Dallas Cowboys (Mile High Stadium) (Sat night) (* O/T)
Sep 2	55,128	34-38	L	Indianapolis Colts (Hoosier Dome) (Sat night)
257,894		92-107		

#### BRONCOS WON 2, LOST 2

Los Angeles Rams (Mile High Stadium) (Sat night)  
San Francisco 49ers (Candlestick Park) (Sat night)  
Dallas Cowboys (Mile High Stadium) (Sat night) (\* O/T)  
Indianapolis Colts (Hoosier Dome) (Sat night)

##### REGULAR SEASON

Sep 10	74,284	34-20	W	Kansas City Chiefs (Mile High Stadium)
Sep 18	78,176	28-14	W	Buffalo Bills (Rich Stadium) (Mon night)
Sep 24	75,754	31-21	W	Los Angeles Raiders (Mile High Stadium)
Oct 1	78,637	13-16	L	Cleveland Browns (Cleveland Stadium)
Oct 8	75,222	16-10	W	San Diego Chargers (Mile High Stadium)
Oct 15	74,680	14-3	W	Indianapolis Colts (Mile High Stadium)
Oct 22	62,353	24-21*	W	Seattle Seahawks (Kingdome) (* O/T)
Oct 29	75,065	24-28	L	Philadelphia Eagles (Mile High Stadium)
Nov 5	74,739	34-7	W	Pittsburgh Steelers (Mile High Stadium)
Nov 12	76,245	16-13	W	Kansas City Chiefs (Arrowhead Stadium)
Nov 20	52,975	14-10	W	Washington Redskins (RFK Stadium) (Mon night)
Nov 26	75,117	41-14	W	Seattle Seahawks (Mile High Stadium)
Dec 3	87,560	13-16*	L	Los Angeles Raiders (L.A. Coliseum) (* O/T)
Dec 10	63,283	7-14	L	New York Giants (Mile High Stadium)
Dec 16	56,071	37-0	W	Phoenix Cardinals (Sun Devil Stadium) (Sat)
Dec 24	50,524	16-19	L	San Diego Chargers (San Diego Stadium)
1,130,686		362-226		

#### 1989 AFC DIVISIONAL PLAYOFF GAME

Jan 7	75,477	24-23	W	Pittsburgh Steelers (Mile High Stadium)
-------	--------	-------	---	---

#### 1989 AFC CHAMPIONSHIP GAME

Jan 14	76,046	37-21	W	Cleveland Browns (Mile High Stadium)
--------	--------	-------	---	--------------------------------------

#### 1989 SUPER BOWL TWENTY-FOUR (XXIV)

Jan 28	72,919	10-55	L	San Francisco 49ers (New Orleans Superdome)
--------	--------	-------	---	---

### 1990

#### HEAD COACH: Dan Reeves

##### PRE-SEASON

Aug 5	48,827	10-7	W	Seattle Seahawks (Tokyo, Japan)
Aug 11	51,044	16-7	W	Indianapolis Colts (Hoosier Dome) (Sat night)
Aug 20	74,164	24-27	L	San Francisco 49ers (Mile High Stadium) (Mon night)
Aug 25	44,897	16-17	L	Miami Dolphins (Joe Robbie Stadium) (Sat night)
Aug 31	71,082	25-14	W	Phoenix Cardinals (Mile High Stadium) (Fri night)
290,014		91-72		

##### REGULAR SEASON

Sep 9	54,206	9-14	L	Los Angeles Raiders (L.A. Coliseum)
Sep 17	75,277	24-23	W	Kansas City Chiefs (Mile High Stadium) (Mon night)
Sep 23	75,290	34-31*	W	Seattle Seahawks (Mile High Stadium) (* O/T)
Sep 30	74,393	28-29	L	Buffalo Bills (Rich Stadium)
Oct 8	74,814	29-30	L	Cleveland Browns (Mile High Stadium) (Mon night)
Oct 14	74,285	17-34	L	Pittsburgh Steelers (Mile High Stadium)
Oct 21	29,850	27-17	W	Indianapolis Colts (Hoosier Dome)
Nov 4	57,331	22-27	L	Minnesota Vikings (Metrodome) (Sun night)
Nov 11	59,557	7-19	L	San Diego Chargers (San Diego Stadium)
Nov 18	75,013	13-16*	L	Chicago Bears (Mile High Stadium) (* O/T)
Nov 22	73,896	27-40	L	Detroit Lions (Silverdome) (Thur)
Dec 2	74,162	20-23	L	Los Angeles Raiders (Mile High Stadium)
Dec 9	74,347	20-31	L	Kansas City Chiefs (Arrowhead Stadium)
Dec 16	64,919	20-10	W	San Diego Chargers (Mile High Stadium)
Dec 23	55,845	12-17	L	Seattle Seahawks (Kingdome) (Sun night)
Dec 30	46,943	22-13	W	Green Bay Packers (Mile High Stadium)
1,071,126		331-374		(Bye Oct 28)

### 1991

#### HEAD COACH: Dan Reeves

##### PRE-SEASON

Jul 27	23,815	3-14	L	Detroit Lions (Canton, Ohio Hall of Fame) (Sat)
Aug 2	75,375	10-3	W	Indianapolis Colts (Mile High Stadium) (Fri night)
Aug 7	54,170	6-24	L	San Francisco 49ers (Candlestick Park) (Wed night)
Aug 19	72,555	21-13	W	Miami Dolphins (Mile High Stadium) (Mon night)
Aug 23	38,372	10-34	L	Phoenix Cardinals (Sun Devil Stadium) (Fri night)
264,287		50-88		

#### BRONCOS WON 2, LOST 3

Detroit Lions (Canton, Ohio Hall of Fame) (Sat)  
Indianapolis Colts (Mile High Stadium) (Fri night)  
San Francisco 49ers (Candlestick Park) (Wed night)  
Miami Dolphins (Mile High Stadium) (Mon night)  
Phoenix Cardinals (Sun Devil Stadium) (Fri night)

##### REGULAR SEASON

Sep 1	72,855	45-14	W	Cincinnati Bengals (Mile High Stadium)
Sep 8	48,569	13-16	L	Los Angeles Raiders (L.A. Coliseum)
Sep 15	74,152	16-10	W	Seattle Seahawks (Mile High Stadium)
Sep 22	73,258	27-19	W	San Diego Chargers (Mile High Stadium)
Sep 29	55,031	13-6	W	Minnesota Vikings (Metrodome) (Sun night)

#### BRONCOS WON 12, LOST 4 (1ST AFC WEST)

Cincinnati Bengals (Mile High Stadium)  
Los Angeles Raiders (L.A. Coliseum)  
Seattle Seahawks (Mile High Stadium)  
San Diego Chargers (Mile High Stadium)  
Minnesota Vikings (Metrodome) (Sun night)

## SERIES RECORDS VS. OPPONENTS

### ARIZONA CARDINALS

(Phoenix Cardinals 1988-93)  
(St. Louis Cardinals 1960-1987)  
1973—Denver 17, @ St. Louis 17  
1977—@ Denver 7, St. Louis 0  
1989—Denver 37, @ Phoenix 0  
1991—@ Denver 24, Phoenix 19  
1995—@ Denver 38, Arizona 6  
(Broncos 4, Cardinals 0, 1 tie)

### ATLANTA FALCONS

1970—@ Denver 24, Atlanta 10  
1972—@ Atlanta 23, Denver 20  
1975—@ Atlanta 35, Denver 21  
1979—Denver 20, @ Atlanta 17 (OT)  
1982—Atlanta 34, @ Denver 27  
1985—Denver 44, @ Atlanta 28  
1988—@ Denver 30, Atlanta 14  
1994—@ Denver 32, Atlanta 28  
(Broncos 5, Falcons 3)

### BALTIMORE RAVENS

1996—@ Denver 45, Baltimore 34  
(Broncos 1, Ravens 0)

### BUFFALO BILLS

1960—Denver 27, @ Buffalo 21  
1960—@ Denver 38, Buffalo 38 (lie)  
1961—Denver 22, @ Buffalo 10  
1961—Buffalo 23, @ Denver 10  
1962—Denver 23, @ Buffalo 20  
1962—Buffalo 45, @ Denver 38  
1963—Buffalo 30, @ Denver 28  
1963—@ Buffalo 27, Denver 17  
1964—@ Buffalo 30, Denver 13  
1964—Buffalo 30, @ Denver 19  
1965—Buffalo 30, @ Denver 15  
1965—@ Buffalo 31, Denver 13  
1966—@ Buffalo 38, Denver 21  
1967—Buffalo 17, @ Denver 16  
1967—Denver 21, @ Buffalo 20  
1968—@ Denver 34, Buffalo 32  
1969—@ Buffalo 41, Denver 28  
1970—Denver 25, @ Buffalo 10  
1975—@ Buffalo 38, Denver 14  
1977—@ Denver 26, Buffalo 6  
1979—Denver 19, @ Buffalo 16  
1981—@ Buffalo 9, Denver 7  
1984—Den 37, @ Buffalo 7  
1987—@ Buf 21, Denver 14  
1989—Den 28, @ Buffalo 21  
1990—@ Buffalo 29, Denver 28  
1991—@ Buffalo 10, Denver 7  
1992—@ Buffalo 27, Denver 17  
1994—@ Buffalo 27, Denver 20  
1995—@ Denver 22, Buffalo 7  
\*AFC Championship  
(Reg. season: Broncos 11, Bills 17, 1 tie)  
(Postseason: Broncos 0, Bills 1)

### CAROLINA PANTHERS

Have never met in regular or postseason

### CHICAGO BEARS

1971—@ Denver 6, Chicago 3  
1973—Chicago 33, @ Denver 14  
1976—Denver 28, @ Chicago 14  
1978—@ Denver 16, Chicago 7  
1981—@ Chicago 35, Denver 24  
1983—@ Chicago 31, Denver 14  
1984—@ Chicago 27, Denver 0  
1987—@ Denver 31, Chicago 29  
1990—Chicago 16, @ Denver 13 (OT)  
1993—Denver 13, @ Chicago 3  
1996—@ Denver 17, Chicago 12  
(Broncos 6, Bears 5)

### CINCINNATI BENGALS

1968—@ Cincinnati 24, Denver 10  
1968—@ Denver 10, Cincinnati 7  
1969—Denver 30, @ Cincinnati 23  
1969—@ Denver 27, Cincinnati 16  
1971—Cincinnati 24, @ Denver 10  
1972—@ Cincinnati 21, Denver 10

1973—@ Denver 28, Cincinnati 10  
1975—Cincinnati 17, @ Denver 16  
1976—@ Cincinnati 17, Denver 7  
1977—Denver 24, @ Cincinnati 13  
1979—@ Denver 10, Cincinnati 0  
1981—@ Cincinnati 38, Denver 21  
1983—@ Denver 24, Cincinnati 17  
1984—@ Denver 20, Cincinnati 17  
1986—@ Denver 34, Cincinnati 28  
1991—@ Denver 45, Cincinnati 14  
1994—@ Denver 15, Cincinnati 13  
1996—Denver 14, @ Cincinnati 10  
(Broncos 12, Bengals 6)

### CLEVELAND BROWNS

1970—Cleveland 27, @ Denver 13  
1971—Denver 27, @ Cleveland 0  
1972—Cleveland 27, @ Denver 20  
1974—@ Cleveland 23, Denver 21  
1975—@ Denver 16, Cleveland 15  
1976—@ Denver 44, Cleveland 13  
1978—Denver 19, @ Cleveland 7  
1980—Denver 19, @ Cleveland 16  
1981—@ Denver 23, Cleveland 20 (OT)  
1983—@ Denver 27, Cleveland 6  
1984—Denver 24, @ Cleveland 14  
1986—Denver 23, @ Cleveland 20 (OT)  
1987—@ Denver 38, Cleveland 33  
1988—@ Denver 30, Cleveland 7  
1989—@ Cleveland 16, Denver 13  
1989—@ Denver 37, Cleveland 31  
1990—Cleveland 30, @ Denver 29  
1991—Denver 17, @ Cleveland 7  
1992—Denver 12, @ Cleveland 0  
1993—Denver 29, @ Cleveland 14  
1994—@ Denver 26, Cleveland 14  
\*AFC Championship  
(Reg. season: Broncos 13, Browns 5)  
(Postseason: Broncos 3, Browns 0)

### DALLAS COWBOYS

1973—Dallas 22, @ Denver 10  
1977—@ Dallas 14, Denver 6  
1977—Dallas 27, Denver 10  
1980—@ Denver 41, Dallas 20  
1986—@ Denver 29, Dallas 14  
1992—Dallas 31, @ Denver 27  
1995—@ Dallas 31, Denver 21  
\*Super Bowl XII  
(Reg. season: Broncos 2, Cowboys 4)  
(Postseason: Broncos 0, Cowboys 1)

### DETROIT LIONS

1971—Detroit 24, @ Denver 20  
1974—Denver 31, @ Detroit 27  
1978—@ Detroit 17, Denver 14  
1981—@ Denver 27, Detroit 21  
1984—Denver 28, @ Detroit 7  
1987—@ Denver 34, Detroit 0  
1990—@ Detroit 40, Denver 27  
(Broncos 4, Lions 3)

### GREEN BAY PACKERS

1971—@ Green Bay 34, Denver 13 (Milw.)  
1975—@ Denver 23, Green Bay 13  
1978—@ Denver 18, Green Bay 3  
1984—@ Denver 17, Green Bay 14  
1987—@ Green Bay 17, Denver 17 (OT) (Milw.)  
1990—@ Denver 22, Green Bay 13  
1993—@ Green Bay 30, Denver 27  
1996—@ Green Bay 41, Denver 6  
(Broncos 4, Packers 3, 1 tie)

### INDIANAPOLIS COLTS

(Baltimore Colts 1953-83)  
1974—Denver 17, @ Baltimore 6  
1977—@ Denver 27, Baltimore 13  
1978—@ Baltimore 7, Denver 6  
1981—@ Denver 28, Baltimore 10  
1983—Denver 17, @ Baltimore 10  
1983—@ Denver 21, Baltimore 19  
1985—Denver 15, @ Indianapolis 10  
1988—@ Indianapolis 55, Denver 23  
1989—@ Denver 14, Indianapolis 3

1990—Denver 27, @ Indianapolis 17  
1993—@ Denver 35, Indianapolis 13  
(Broncos 9, Colts 2)

### JACKSONVILLE JAGUARS

1995—@ Denver 31, Jacksonville 23  
1996—Jacksonville 30, @ Denver 27  
\*AFC Divisional Playoff  
(Reg. season: Broncos 1, Jaguars 0)  
(Postseason: Broncos 0, Jaguars 1)

### KANSAS CITY CHIEFS

(Dallas Texans 1960-62)  
1960—Dallas 17, @ Denver 14  
1960—@ Dallas 34, Denver 7  
1961—Dallas 19, @ Denver 12  
1961—@ Dallas 49, Denver 21  
1962—Dallas 24, @ Denver 3  
1962—@ Dallas 17, Denver 10  
1963—Kansas City 59, @ Denver 7  
1963—@ Kansas City 52, Denver 21  
1964—@ Denver 33, Kansas City 27  
1964—@ Kansas City 49, Denver 39  
1965—Kansas City 31, @ Denver 23  
1965—@ Kansas City 45, Denver 35  
1966—@ Kansas City 37, Denver 10  
1966—Kansas City 56, @ Denver 10  
1967—@ Kansas City 52, Denver 9  
1967—Kansas City 38, @ Denver 24  
1968—@ Kansas City 34, Denver 2  
1968—Kansas City 30, @ Denver 7  
1969—Kansas City 26, @ Denver 13  
1969—@ Kansas City 31, Denver 17  
1970—@ Denver 26, Kansas City 13  
1970—@ Kansas City 16, Denver 0  
1971—Kansas City 16, @ Denver 3  
1971—@ Kansas City 28, Denver 10  
1972—Kansas City 45, @ Denver 24  
1972—@ Kansas City 24, Denver 21  
1973—@ Kansas City 16, Denver 14  
1973—@ Denver 14, Kansas City 10  
1974—Denver 17, @ Kansas City 14  
1974—Kansas City 42, @ Denver 34  
1975—@ Denver 37, Kansas City 33  
1975—@ Kansas City 26, Denver 13  
1976—Denver 35, @ Kansas City 26  
1976—@ Denver 17, Kansas City 16  
1977—@ Denver 23, Kansas City 7  
1977—Denver 14, @ Kansas City 7  
1978—Denver 23, @ Kansas City 17 (OT)  
1978—@ Denver 24, Kansas City 3  
1979—Denver 24, @ Kansas City 10  
1979—@ Denver 20, Kansas City 3  
1980—Kansas City 23, @ Denver 17  
1980—@ Kansas City 31, Denver 14  
1981—@ Kansas City 28, Denver 14  
1981—@ Denver 16, Kansas City 13  
1982—Kansas City 37, @ Denver 16  
1983—@ Denver 27, Kansas City 24  
1983—@ Kansas City 48, Denver 17  
1984—@ Denver 21, Kansas City 0  
1984—@ Kansas City 16, Denver 13  
1985—Denver 30, @ Kansas City 10  
1985—@ Denver 14, Kansas City 13  
1986—@ Denver 38, Kansas City 17  
1986—@ Kansas City 37, Denver 10  
1987—Denver 26, @ Kansas City 17  
1987—@ Denver 20, Kansas City 17  
1988—@ Kansas City 20, Denver 13  
1988—@ Denver 17, Kansas City 11  
1989—@ Denver 34, Kansas City 20  
1989—Denver 16, @ Kansas City 13  
1990—@ Denver 24, Kansas City 23  
1990—@ Kansas City 31, Denver 20  
1991—@ Denver 19, Kansas City 16  
1991—Denver 24, @ Kansas City 20  
1992—@ Denver 20, Kansas City 19  
1992—@ Kansas City 42, Denver 20  
1993—@ Kansas City 15, Denver 7  
1993—@ Denver 27, Kansas City 21  
1994—Kansas City 31, @ Denver 28  
1994—Denver 20, @ Kansas City 17 (OT)  
1995—Kansas City 21, @ Denver 7  
1995—@ Kansas City 20, Denver 17  
1996—@ Kansas City 17, Denver 14  
1996—@ Denver 34, Kansas City 7  
(Broncos 31, Chiefs 42)

### MIAMI DOLPHINS

1966—@ Miami 24, Denver 7  
1966—@ Denver 17, Miami 7  
1967—@ Miami 35, Denver 21  
1968—@ Denver 21, Miami 14  
1969—@ Miami 27, Denver 24  
1971—@ Denver 10, Miami 10  
1975—@ Miami 14, Denver 13  
1985—Miami 30, @ Denver 26  
(Broncos 2, Dolphins 5, 1 tie)

### MINNESOTA VIKINGS

1972—Minnesota 23, @ Denver 20  
1978—@ Minnesota 12, Denver 9 (OT)  
1981—@ Denver 19, Minnesota 17  
1984—@ Denver 42, Minnesota 21  
1987—@ Minnesota 34, Denver 27  
1990—@ Minnesota 27, Denver 22  
1991—Denver 13, @ Minnesota 6  
1993—Minnesota 26, @ Denver 23  
1996—Denver 21, @ Minnesota 17  
(Broncos 4, Vikings 5)

### NEW ENGLAND PATRIOTS

(Boston Patriots 1960-70)  
1960—Denver 13, @ Boston 10  
1960—@ Denver 31, Boston 24  
1961—@ Boston 45, Denver 17  
1961—Boston 28, @ Denver 24  
1962—@ Boston 41, Denver 16  
1962—Boston 33, @ Denver 29  
1963—@ Denver 14, Boston 10  
1963—@ Boston 40, Denver 21  
1964—Boston 39, @ Denver 10  
1964—@ Boston 12, Denver 7  
1965—Denver 27, @ Boston 10  
1965—Boston 28, @ Denver 20  
1966—Boston 24, @ Denver 10  
1966—Denver 17, @ Boston 10  
1967—@ Denver 26, Boston 21  
1968—Boston 20, @ Denver 17  
1968—Denver 35, @ Boston 14  
1969—@ Denver 35, Boston 7  
1972—@ Denver 45, New England 21  
1976—@ New England 38, Denver 14  
1979—@ Denver 45, New England 10  
1980—@ New England 23, Denver 14  
1984—@ Denver 26, New England 19  
1986—@ Denver 27, New England 20  
1986—@ Denver 22, New England 17  
1987—@ Denver 31, New England 20  
1988—@ Denver 21, New England 10  
1991—Denver 9, @ New England 6  
1991—@ Denver 20, New England 3  
1995—Denver 37, @ New England 3  
1996—Denver 34, @ New England 8  
\*Divisional Playoff  
(Reg. season: Broncos 18, Patriots 12)  
(Postseason: Broncos 1, Patriots 0)

### NEW ORLEANS SAINTS

1970—Denver 31, @ New Orleans 6  
1974—@ Denver 33, New Orleans 17  
1979—@ Denver 10, New Orleans 3  
1985—@ Denver 34, New Orleans 23  
1988—@ New Orleans 42, Denver 0  
1994—New Orleans 30, @ Denver 28  
(Broncos 4, Saints 2)

### NEW YORK GIANTS

1972—@ New York 29, Denver 17  
1976—@ Denver 14, New York 13  
1980—Denver 14, @ New York 9  
1986—@ New York 19, Denver 16  
1986—New York 39, Denver 20  
1989—New York 14, @ Denver 7  
1992—@ Denver 27, New York 13  
\*Super Bowl XXI  
(Reg. season: Broncos 3, Giants 3)  
(Postseason: Broncos 0, Giants 1)

### NEW YORK JETS

(New York Titans 1960-62)  
1960—@ New York 28, Denver 24  
1960—New York 30, @ Denver 27  
1961—@ New York 35, Denver 28  
1961—@ Denver 27, New York 10



1962—Denver 32, @New York 10  
 1962—New York 46, @Denver 45  
 1963—Denver 35, New York 35  
 1963—New York 14, @Denver 9  
 1964—@New York 30, Denver 6  
 1964—@Denver 20, New York 16  
 1965—@Denver 16, New York 13  
 1965—@New York 45, Denver 10  
 1966—New York 16, @Denver 7  
 1967—New York 38, @Denver 24  
 1967—Denver 33, @New York 24  
 1968—Denver 21, @New York 13  
 1969—@Denver 21, New York 19  
 1973—Denver 40, @New York 28  
 1976—@Denver 46, New York 3  
 1978—New York 31, @Denver 28  
 1980—@Denver 31, New York 24  
 1986—@New York 22, Denver 10  
 1992—@Denver 27, New York 16  
 1993—Denver 26, @New York 20  
 1994—@New York 25, Denver 22 (OT)  
 1996—@Denver 31, N.Y. Jets 6  
 (*Broncos 13, Jets 12, 1 tie*)

#### OAKLAND RAIDERS (Los Angeles Raiders 1982-94) (Oakland Raiders 1960-81)

1960—@Denver 31, Oakland 14  
 1960—@Oakland 48, Denver 10  
 1961—@Oakland 33, Denver 19  
 1961—@Denver 27, Oakland 24  
 1962—@Denver 44, Oakland 7  
 1962—Denver 23, @Oakland 6  
 1963—Oakland 26, @Denver 10  
 1963—@Oakland 35, Denver 31  
 1964—@Oakland 40, Denver 7  
 1964—@Denver 20, Oakland 20  
 1965—Oakland 28, @Denver 20  
 1965—@Oakland 24, Denver 13  
 1966—Oakland 17, @Denver 3  
 1966—@Oakland 28, Denver 10  
 1967—@Oakland 51, Denver 0  
 1967—Oakland 21, @Denver 17  
 1968—Oakland 43, @Denver 7  
 1968—@Oakland 33, Denver 27  
 1969—Oakland 24, @Denver 14  
 1969—@Oakland 41, Denver 10  
 1970—@Oakland 35, Denver 23  
 1970—Oakland 24, @Denver 19  
 1971—Oakland 27, @Denver 16  
 1971—@Oakland 21, Denver 13  
 1972—Denver 30, @Oakland 23  
 1972—Oakland 37, @Denver 20  
 1973—@Denver 23, Oakland 23  
 1973—@Oakland 21, Denver 17  
 1974—Oakland 28, @Denver 17  
 1974—Denver 20, @Oakland 17  
 1975—Oakland 42, @Denver 17  
 1975—@Oakland 17, Denver 10  
 1976—Oakland 17, @Denver 10  
 1976—@Oakland 19, Denver 3  
 1977—Denver 30, @Oakland 7  
 1977—Oakland 24, @Denver 14  
 1977—@Denver 20, Oakland 17\*  
 1978—@Denver 14, Oakland 6  
 1978—Denver 21, @Oakland 6  
 1979—@Oakland 27, Denver 3  
 1979—Oakland 14, @Denver 10  
 1980—@Oakland 9, Denver 3  
 1980—Oakland 24, @Denver 21  
 1981—@Denver 9, Oakland 7  
 1981—Denver 17, @Oakland 0  
 1982—@Los Angeles 27, Denver 10  
 1983—Los Angeles 22, @Denver 7  
 1983—@Los Angeles 22, Denver 20  
 1984—@Denver 16, Los Angeles 13  
 1984—Denver 22, @Los Angeles 19 (OT)  
 1985—@Los Angeles 31, Denver 28 (OT)  
 1985—Los Angeles 17, @Denver 14 (OT)  
 1986—@Denver 38, Los Angeles 36  
 1986—Denver 21, @Los Angeles 10  
 1987—@Denver 30, Los Angeles 14  
 1987—Denver 23, @Los Angeles 17  
 1988—Los Angeles 30, @Denver 27 (OT)  
 1988—@Los Angeles 21, Denver 20  
 1989—@Denver 31, Los Angeles 21  
 1989—@Los Angeles 16, Denver 13 (OT)

1990—@Los Angeles 14, Denver 9  
 1990—Los Angeles 23, @Denver 20  
 1991—@Los Angeles 16, Denver 13  
 1991—Los Angeles 17, Denver 16  
 1992—@Denver 17, Los Angeles 13  
 1992—@Los Angeles 24, Denver 0  
 1993—Los Angeles 23, @Denver 20  
 1993—@Los Angeles 33, Denver 30 (OT)  
 1993—@Los Angeles 42, Denver 24\*\*  
 1994—Los Angeles 48, @Denver 16  
 1994—@Los Angeles 23, Denver 13  
 1995—@Denver 27, Oakland 0  
 1995—Denver 31, @Oakland 28  
 1996—Denver 22, @Oakland 21  
 1996—@Denver 24, Oakland 19  
**\*AFC Championship**  
**\*\*First round playoff**  
 (Reg. season: Broncos 23, Raid. 48, 2 ties)  
 (Postseason: Broncos 1, Raiders 1)

#### PHILADELPHIA EAGLES

1971—@Philadelphia 17, Denver 16  
 1975—@Denver 25, Philadelphia 10  
 1980—@Philadelphia 27, Denver 6  
 1983—Philadelphia 13, @Denver 10  
 1986—Denver 33, @Philadelphia 7  
 1989—Philadelphia 28, @Denver 24  
 1992—@Philadelphia 30, Denver 0  
 1995—@Philadelphia 31, Denver 13  
 (*Broncos 2, Eagles 6*)

#### PITTSBURGH STEELERS

1970—@Denver 16, Pittsburgh 13  
 1971—Denver 22, @Pittsburgh 10  
 1973—Denver 23, @Pittsburgh 13  
 1974—@Denver 35, Pittsburgh 35 (OT)  
 1975—@Pittsburgh 20, Denver 9  
 1977—@Denver 21, Pittsburgh 7  
 1977—@Denver 34, Pittsburgh 21\*  
 1978—Pittsburgh 21, @Denver 17  
 1978—@Pittsburgh 33, Denver 10\*  
 1979—@Pittsburgh 42, Denver 7  
 1983—Denver 14, @Pittsburgh 10  
 1984—Pittsburgh 24, @Denver 17\*  
 1985—Denver 31, @Pittsburgh 23  
 1986—Denver 21, @Pittsburgh 10  
 1988—@Pittsburgh 39, Denver 23  
 1989—@Denver 34, Pittsburgh 7  
 1989—@Denver 24, Pittsburgh 23\*  
 1990—Pittsburgh 34, @Denver 17  
 1991—@Denver 20, Pittsburgh 13  
 1993—@Denver 37, Pittsburgh 13  
**\*Divisional playoff**  
 (Reg. season: Broncos 10, Steelers 5, 1 tie)  
 (Postseason: Broncos 2, Steelers 2)

#### ST. LOUIS RAMS (Los Angeles Rams 1945-94) (Cleveland Rams 1937-45)

1972—Denver 16, @Los Angeles 10  
 1974—Los Angeles 17, @Denver 10  
 1979—Los Angeles 13, @Denver 9  
 1982—Denver 27, @Los Angeles 24  
 1985—@Los Angeles 20, Denver 16  
 1988—@Denver 35, Los Angeles 24  
 1994—@Los Angeles 27, Denver 21  
 (*Broncos 3, Rams 4*)

#### SAN DIEGO CHARGERS (Los Angeles Chargers 1960)

1960—Los Angeles 23, @Denver 19  
 1960—@Los Angeles 41, Denver 33  
 1961—@San Diego 37, Denver 0  
 1961—San Diego 19, @Denver 16  
 1962—@Denver 30, San Diego 21  
 1962—Denver 23, @San Diego 21  
 1963—@Denver 50, San Diego 34  
 1963—@San Diego 58, Denver 20  
 1964—@San Diego 42, Denver 14  
 1964—San Diego 31, @Denver 20  
 1965—@San Diego 34, Denver 31  
 1965—San Diego 35, @Denver 21  
 1966—@San Diego 24, Denver 17  
 1966—@Denver 20, San Diego 17  
 1967—San Diego 38, @Denver 21  
 1967—@San Diego 24, Denver 20  
 1968—@San Diego 55, Denver 24  
 1968—San Diego 47, @Denver 23

1969—@Denver 13, San Diego 0  
 1969—@San Diego 45, Denver 24  
 1970—@San Diego 24, Denver 21  
 1970—@Denver 17, San Diego 17  
 1971—@Denver 20, San Diego 16  
 1971—@San Diego 45, Denver 17  
 1972—@San Diego 37, Denver 14  
 1972—@Denver 38, San Diego 13  
 1973—@Denver 30, San Diego 19  
 1973—Denver 42, @San Diego 28  
 1974—@Denver 27, San Diego 7  
 1974—@San Diego 17, Denver 0  
 1975—Denver 27, @San Diego 17  
 1975—@Denver 13, San Diego 10 (OT)  
 1976—@Denver 26, San Diego 0  
 1976—Denver 17, @San Diego 0  
 1977—Denver 14, @San Diego 10  
 1977—@Denver 17, San Diego 9  
 1978—@Denver 27, San Diego 14  
 1978—@San Diego 23, Denver 0  
 1979—@Denver 7, San Diego 0  
 1979—@San Diego 17, Denver 7  
 1980—San Diego 30, @Denver 13  
 1980—Denver 20, @San Diego 1  
 1981—@Denver 42, San Diego 24  
 1981—@San Diego 34, Denver 17  
 1982—San Diego 23, @Denver 3  
 1982—@San Diego 30, Denver 20  
 1983—@Denver 14, San Diego 6  
 1983—@San Diego 31, Denver 7  
 1984—@Denver 16, San Diego 13  
 1984—Denver 16, @San Diego 13  
 1985—@San Diego 30, Denver 10  
 1985—@Denver 30, San Diego 24 (OT)  
 1986—Denver 31, @San Diego 14  
 1986—San Diego 9, @Denver 3  
 1987—Denver 31, @San Diego 17  
 1987—@Denver 24, San Diego 0  
 1988—@Denver 34, San Diego 0  
 1988—Denver 12, @San Diego 0  
 1989—@Denver 16, San Diego 10  
 1989—@San Diego 19, Denver 16  
 1990—@San Diego 19, Denver 7  
 1990—@Denver 20, San Diego 10  
 1991—@Denver 27, San Diego 19  
 1991—Denver 17, @San Diego 14  
 1992—@Denver 21, San Diego 13  
 1992—@San Diego 24, Denver 21  
 1993—@Denver 34, San Diego 17  
 1993—@San Diego 13, Denver 10  
 1994—San Diego 37, @Denver 34  
 1994—Denver 20, @San Diego 15  
 1995—@San Diego 17, Denver 6  
 1995—@Denver 30, San Diego 27  
 1996—@Denver 28, San Diego 17  
 1996—@San Diego 16, Denver 10  
 (*Broncos 39, Chargers 34, 1 tie*)

#### SAN FRANCISCO 49ERS

1970—@San Francisco 19, Denver 14  
 1973—San Francisco 36, @Denver 34  
 1979—Denver 38, @San Francisco 28  
 1982—@Denver 24, San Francisco 21  
 1985—@Denver 17, San Francisco 16  
 1988—Denver 16, @San Francisco 13 (OT)  
 1989—San Francisco 55, Denver 10\*  
 1994—@San Francisco 42, Denver 19  
**\*Super Bowl XXIV**  
 (Reg. season: Broncos 4, 49ers 3)  
 (Postseason: Broncos 0, 49ers 1)

#### SEATTLE SEAHAWKS

1977—Denver 24, @Seattle 13  
 1978—@Denver 28, Seattle 7  
 1978—Denver 20, @Seattle 17 (OT)  
 1979—@Denver 37, Seattle 34  
 1979—@Seattle 28, Denver 23  
 1980—@Denver 36, Seattle 20  
 1980—Denver 25, @Seattle 17  
 1981—@Seattle 13, Denver 10  
 1981—@Denver 23, Seattle 13  
 1982—Seattle 17, @Denver 10  
 1982—@Seattle 13, Denver 11  
 1983—@Seattle 27, Denver 19  
 1983—@Denver 38, Seattle 27  
 1983—@Seattle 31, Denver 7\*  
 1984—Seattle 27, @Denver 24  
 1984—Denver 31, @Seattle 14  
 1985—@Denver 13, Seattle 10 (OT)  
 1985—Denver 27, @Seattle 24

1986—@Denver 20, Seattle 13  
 1986—@Seattle 41, Denver 16  
 1987—@Denver 40, Seattle 17  
 1987—@Seattle 28, Denver 21  
 1988—Seattle 21, @Denver 14  
 1988—@Seattle 42, Denver 14  
 1989—Denver 24, @Seattle 21 (OT)  
 1989—@Denver 41, Seattle 14  
 1990—@Denver 34, Seattle 31 (OT)  
 1990—@Seattle 17, Denver 12  
 1991—@Denver 16, Seattle 10  
 1991—@Seattle 13, Denver 10  
 1992—@Seattle 16, Denver 13 (OT)  
 1992—@Denver 10, Seattle 6  
 1993—@Denver 28, Seattle 17  
 1993—Denver 17, @Seattle 9  
 1994—Denver 16, @Seattle 9  
 1994—@Denver 17, Seattle 10  
 1995—@Seattle 27, Denver 10  
 1995—Seattle 31, @Denver 27  
 1996—Denver 30, @Seattle 20  
 1996—@Denver 34, Seattle 7  
**\*First round playoff**  
 (Reg. season: Broncos 24, Seahawks 16)  
 (Postseason: Broncos 0, Seahawks 1)

#### TAMPA BAY BUCCANEERS

1976—@Denver 48, Tampa Bay 13  
 1981—Denver 24, @Tampa Bay 7  
 1993—Tampa Bay 17, @Denver 10  
 1996—@Denver 27, Tampa Bay 23  
 (*Broncos 3, Buccaneers 1*)

#### TENNESSEE OILERS

(Houston Oilers 1960-96)  
 1960—Houston 45, @Denver 25  
 1960—@Houston 20, Denver 10  
 1961—Houston 55, @Denver 14  
 1961—@Houston 45, Denver 14  
 1962—@Denver 20, Houston 10  
 1962—@Houston 34, Denver 17  
 1963—@Houston 20, Denver 14  
 1963—Houston 33, @Denver 24  
 1964—Houston 38, @Denver 17  
 1964—@Houston 34, Denver 15  
 1965—@Denver 28, Houston 17  
 1965—Denver 31, @Houston 21  
 1966—@Houston 45, Denver 7  
 1966—@Denver 40, Houston 38  
 1967—@Houston 10, Denver 6  
 1967—Houston 20, @Denver 18  
 1968—@Houston 38, Denver 17  
 1969—@Houston 24, Denver 21  
 1969—@Denver 20, Houston 20  
 1970—@Houston 31, Denver 21  
 1972—@Denver 30, Houston 17  
 1973—Denver 48, @Houston 20  
 1974—@Denver 37, Houston 14  
 1975—@Houston 17, Denver 3  
 1977—Denver 24, @Houston 14  
 1979—@Houston 13, Denver 7\*  
 1980—Houston 20, @Denver 16  
 1983—Denver 26, @Houston 14  
 1985—@Denver 31, Houston 20  
 1987—Houston 40, @Denver 10  
 1987—@Denver 34, Houston 10\*\*  
 1991—@Houston 42, Denver 14  
 1991—@Denver 26, Houston 24\*\*  
 1992—@Denver 27, Houston 21  
 1995—@Houston 42, Denver 33  
**\*First round playoff**  
**\*\*Divisional playoff**  
 (Reg. season: Broncos 11, Oilers 20, 1 tie)  
 (Postseason: Broncos 2, Oilers 1)

#### WASHINGTON REDSKINS

1970—Washington 19, @Denver 3  
 1974—@Washington 30, Denver 3  
 1980—@Denver 20, Washington 17  
 1986—@Denver 31, Washington 30  
 1987—Washington 42, Denver 10\*  
 1989—Denver 14, @Washington 10  
 1992—@Washington 34, Denver 3  
 1995—@Denver 38, Washington 31  
**\*Super Bowl XXII**  
 (Reg. season: Broncos 4, Redskins 3)  
 (Postseason: Broncos 0, Redskins 1)

## BRONCOS' RECORD ON TELEVISION

### DENVER BRONCOS ON MONDAY NIGHT FOOTBALL

**Overall record: 14-19-1**  
(Home team in caps)

Denver 22, OAKLAND 21, Nov. 4, 1996  
DENVER 27, Oakland 0, Oct. 16, 1995  
Kansas City 31, DENVER 28, Oct. 17, 1994  
BUFFALO 27, Denver 20, Sept. 26, 1994  
KANSAS CITY 15, Denver 7, Sept. 20, 1993  
L.A. Raiders 23, DENVER 20, Oct. 18, 1993  
SEATTLE 16, Denver 13 (OT), Nov. 30, 1992  
WASHINGTON 34, Denver 3, Oct. 12, 1992  
Cleveland 30, DENVER 29, Oct. 8, 1990  
DENVER 24, Kansas City 23, Sept. 17, 1990  
Denver 14, WASHINGTON 10, Nov. 20, 1989  
Denver 28, BUFFALO 14, Sept. 18, 1989  
INDIANAPOLIS 55, Denver 23, Oct. 31, 1988  
L.A. Raiders 30, DENVER 27 (OT), Sept. 26, 1988  
DENVER 31, Chicago 29, Nov. 16, 1987  
MINNESOTA 34, Denver 27, Oct. 27, 1987  
DENVER 30, L.A. Raiders 14, Oct. 12, 1987  
NEW YORK JETS 22, Denver 10, Oct. 20, 1986  
Denver 21, PITTSBURGH 10, Sept. 15, 1986  
DENVER 17, San Francisco 16, Nov. 11, 1985  
DENVER 17, Green Bay 14, Oct. 15, 1984  
DENVER 19, Minnesota 17, Nov. 2, 1981  
OAKLAND 9, Denver 3, Dec. 1, 1980  
DENVER 20, Washington 17, Oct. 13, 1980  
NEW ENGLAND 23, Denver 14, Sept. 29, 1980  
SAN DIEGO 17, Denver 7, Dec. 17, 1979  
PITTSBURGH 42, Denver 7, Oct. 22, 1979  
DENVER 16, Chicago 7, Oct. 16, 1978  
MINNESOTA 12, Denver 9 OT, Sept. 11, 1978  
OAKLAND 17, Denver 10, Dec. 8, 1975  
DENVER 23, Green Bay 13, Sept. 29, 1975  
Kansas City 42, DENVER 34, Nov. 18, 1974  
WASHINGTON 30, Denver 3, Sept. 30, 1974  
DENVER 23, Oakland 23, Oct. 22, 1973

### DENVER BRONCOS THURSDAY-SUNDAY NIGHT GAMES

**Overall record: 10-9-0**  
(Home team in caps)

SAN DIEGO 16, Denver 10, Sun., Dec. 22, 1996  
DENVER 27, Tampa Bay 23, Sun., Sept. 15, 1996  
PHILADELPHIA 31, Denver 13, Sun., Nov. 12, 1995  
Denver 37, NEW ENGLAND 3, Sun., Oct. 8, 1995  
DENVER 22, Buffalo 7, Sun., Sept. 3, 1995  
San Diego 37, DENVER 34, Sun., Sept. 4, 1994  
GREEN BAY 30, Denver 27, Sun., Oct. 10, 1993  
DENVER 27, N.Y. Giants 13, Sun., Nov. 15, 1992  
DENVER 17, L.A. Raiders 13, Sun., Sept. 6, 1992  
DENVER 20, Pittsburgh 13, Sun., Nov. 3, 1991  
Denver 13, MINNESOTA 6, Sun., Sept. 29, 1991  
SEATTLE 17, Denver; 12, Sun., Dec. 23, 1990  
MINNESOTA 27, Denver 22, Sun., Nov. 4, 1990  
SEATTLE 42, Denver 14, Sun., Dec. 11, 1988  
SEATTLE 28, Denver 21, Sun., Dec. 19, 1987  
Denver 27, SEATTLE 24, Fri., Dec. 20, 1985  
Denver 24, CLEVELAND 14, Sun., Sept. 16, 1984  
Los Angeles Rams 13, DENVER 9, Thurs., Sept. 6, 1979  
DENVER 21, Oakland 6, Sun., Dec. 3, 1978

## DENVER BRONCOS OVERTIME GAMES

**Overall record: 13-9-2**  
(Home team in caps)

Denver 20, KANSAS CITY 17, Dec. 4, 1994  
N.Y. JETS 25, Denver 22, Sept. 11, 1994  
LOS ANGELES RAIDERS 33, Denver 30, Jan. 2, 1994  
SEATTLE 16, Denver 13, Nov. 30, 1992  
Chicago 16, DENVER 13, Nov. 18, 1990  
DENVER 34, Seattle 31, Sept. 23, 1990  
LOS ANGELES RAIDERS 16, Denver 13, Dec. 3, 1989  
Denver 24, SEATTLE 21, Oct. 22, 1989  
Denver 16, SAN FRANCISCO 13, Oct. 9, 1988  
L.A. Raiders 30, DENVER 27, Sept. 26, 1988  
Denver 17, GREEN BAY (Milw.) 17, Sept. 20, 1987  
Denver 23, CLEVELAND 20, Jan. 11, 1987 (AFC Championship)  
Los Angeles Raiders 17, DENVER 14, Dec. 8, 1985  
LOS ANGELES RAIDERS 31, Denver 28, Nov. 24, 1985  
DENVER 30, San Diego 24, Nov. 17, 1985  
DENVER 13, Seattle 10, Oct. 20, 1985  
Denver 22, LOS ANGELES RAIDERS 19, Oct. 28, 1984  
DENVER 23, Cleveland 20, Nov. 8, 1981  
Denver 20, ATLANTA 17, Sept. 16, 1979  
Denver 23, KANSAS CITY 17, Sept. 24, 1979  
Denver 20, SEATTLE 17, Oct. 29, 1978  
Denver 23, KANSAS CITY 17, Sept. 24, 1978  
MINNESOTA 12, Denver 9, Sept. 11, 1978  
DENVER 13, San Diego 10, Nov. 30, 1975  
DENVER 35, Pittsburgh 35, Sept. 22, 1974

## BRONCOS YEAR-BY-YEAR FINAL RECORDS

Year	W	L	T	Div. Finish	Coach	Postseason (Rec.)
1960	4	9	1	Fourth	Frank Filchok	
1961	3	11	0	Third	Frank Filchok	
1962	7	7	0	Second	Jack Faulkner	
1963	2	11	1	Fourth	Jack Faulkner	
1964	2	11	1	Fourth	Jack Faulkner/Mac Speedie	
1965	4	10	0	Fourth	Mac Speedie	
1966	4	10	0	Fourth	Mac Speedie/Ray Malavasi	
1967	3	11	0	Fourth	Lou Saban	
1968	5	9	0	Fourth	Lou Saban	
1969	5	8	1	Fourth	Lou Saban	
1970	5	8	1	Fourth	Lou Saban	
1971	4	9	1	Fourth	Lou Saban/Jerry Smith	
1972	5	9	0	Third	John Ralston	
1973	7	5	2	Second	John Ralston	
1974	7	6	1	Second	John Ralston	
1975	6	8	0	Second	John Ralston	
1976	9	5	0	Second	John Ralston	
1977	12	2	0	First	Red Miller	Super Bowl (2-1)
1978	10	6	0	First	Red Miller	Playoffs (0-1)
1979	10	6	0	Second	Red Miller	Playoffs (0-1)
1980	8	8	0	Fourth	Red Miller	
1981	10	6	0	First (tie)	Dan Reeves	
1982	2	7	0	Fifth	Dan Reeves	
1983	9	7	0	Third	Dan Reeves	Playoffs (0-1)
1984	13	3	0	First	Dan Reeves	Playoffs (0-1)
1985	11	5	0	Second	Dan Reeves	
1986	11	5	0	First	Dan Reeves	Super Bowl (2-1)
1987	10	4	1	First	Dan Reeves	Super Bowl (2-1)
1988	8	8	0	Second	Dan Reeves	
1989	11	5	0	First	Dan Reeves	Super Bowl (2-1)
1990	5	11	0	Fifth	Dan Reeves	
1991	12	4	0	First	Dan Reeves	Playoffs (1-1)
1992	8	8	0	Third	Dan Reeves	
1993	9	7	0	Third	Wade Phillips	Playoffs (0-1)
1994	7	9	0	Fourth	Wade Phillips	
1995	8	8	0	Fourth	Mike Shanahan	
1996	13	3	0	First	Mike Shanahan	Playoffs (0-1)
<b>Total</b>	<b>269</b>	<b>269</b>	<b>10</b>			<b>Playoff Rec: 9-11</b>



## DENVER BRONCOS MOST SUCCESSFUL SEASONS BY CATEGORY

### BEST WINNING PERCENTAGE

1977 — .857 (12-2)
1996 — .813 (13-3)
1984 — .813 (13-3)
1991 — .750 (12-4)
1987 — .700 (10-4-1)
1985 — .688 (11-5)
1986 — .688 (11-5)
1989 — .688 (11-5)

### MOST REGULAR SEASON WINS

1996 — 13 wins (3 losses)
1984 — 13 wins (3 losses)
1977 — 12 wins (2 losses)
1991 — 12 wins (4 losses)
1989 — 11 wins (5 losses)
1986 — 11 wins (5 losses)
1985 — 11 wins (5 losses)

### MILESTONE GAMES IN BRONCOS HISTORY (REGULAR SEASON ONLY)

#### 1ST GAME

September 9, 1960 vs. Boston Patriots (W) 13-10

#### 50TH GAME

November 3, 1963 vs. Buffalo Bills (L) 28-30

#### 100TH GAME

September 10, 1967 at Oakland Raiders (L) 51-0

#### 200TH GAME

October 6, 1974 at Kansas City Chiefs (W) 17-14

#### 300TH GAME

December 21, 1980 at Seattle Seahawks (W) 25-17

#### 400TH GAME

November 30, 1986 vs Cincinnati Bengals (W) 34-28

#### 500TH GAME

September 12, 1993 vs. San Diego Chargers (W) 34-17

### BRONCOS ALL-TIME RECORD BY THE MONTH

	REGULAR SEASON			POSTSEASON	
	Home	Road	Total	Home	Road
Sept.	48-18-2 (.721)	21-35-1 (.377)	69-53-3 (.564)	—	—
Oct.	48-29-1 (.622)	31-43-1 (.420)	79-72-2 (.523)	—	—
Nov.	45-32-3 (.581)	32-40-1 (.445)	77-72-4 (.516)	—	—
Dec.	31-19-1 (.618)	17-47-0 (.266)	48-66-1 (.422)	1-1 (.500)	0-3 (.000)
Jan.	0-0-0 (.000)	0-2-0 (.000)	0-2-0 (.000)	7-4 (.636)	1-6 (.143)

\* - Super Bowls XII, XXII, and XXIV count as home games, while Super Bowl XXI counts as a road game in this chart.

## BRONCOS VS. AFC WEST OPPONENTS (SINCE AFL-NFL MERGER, 1970) REGULAR SEASON ONLY

Year	KC	OAK	SD	SEA	TB*	Home	Away	Overall
1970	1-1	0-2	0-1-1	—	—	1-1-1	0-3	1-4-1
1971	0-2	0-2	1-1	—	—	1-2	0-3	1-5
1972	0-2	1-1	1-1	—	—	1-2	1-2	2-4
1973	1-1	0-1-1	2-0	—	—	2-0-1	1-2	3-2-1
1974	1-1	1-1	1-1	—	—	1-2	2-1	3-3
1975	1-1	0-2	2-0	—	—	2-1	1-2	3-3
1976	2-0	0-2	2-0	0-0	1-0	3-1	2-1	5-2
1977	2-0	1-1	2-0	1-0	—	2-1	4-0	6-1
1978	2-0	2-0	1-1	2-0	—	4-0	3-1	7-1
1979	2-0	0-2	1-1	1-1	—	3-1	1-3	4-4
1980	0-2	0-2	1-1	2-0	—	1-3	2-2	3-5
1981	1-1	2-0	1-1	1-1	—	4-0	1-3	5-3
1982	0-1	0-1	0-2	0-2	—	0-3	0-3	0-6
1983	1-1	0-2	1-1	1-1	—	3-1	0-4	3-5
1984	1-1	2-0	2-0	1-1	—	3-1	3-1	6-2
1985	2-0	0-2	1-1	2-0	—	3-1	2-2	5-3
1986	1-1	2-0	1-1	1-1	—	3-1	2-2	5-3
1987	2-0	2-0	2-0	1-1	—	4-0	3-1	7-1
1988	1-1	0-2	2-0	0-2	—	2-2	1-3	3-5
1989	2-0	1-1	1-1	2-0	—	4-0	2-2	6-2
1990	1-1	0-2	1-1	1-1	—	3-1	0-4	3-5
1991	2-0	0-2	2-0	1-1	—	3-1	2-2	5-3
1992	1-1	1-1	1-1	1-1	—	4-0	0-4	4-4
1993	1-1	0-2	1-1	2-0	—	3-1	1-3	4-4
1994	1-1	0-2	1-1	2-0	—	1-3	3-1	4-4
1995	0-2	2-0	1-1	0-2	—	2-2	1-3	3-5
1996	1-1	2-0	1-1	2-0	—	4-0	2-2	6-2
<b>TOTAL</b>	<b>30-23</b>	<b>19-33</b>	<b>133-20-1</b>	<b>24-13</b>	<b>1-0</b>	<b>67-31-2</b>	<b>40-60</b>	<b>107-91-2</b>

\* Tampa Bay was a member of the AFC Western Division during the franchise's first year of existence. In 1977, the Buccaneers moved to the NFC Central and the Seattle Seahawks moved from the NFC West to the AFC West.

### BRONCOS RECORD BY THE DECADE

	REGULAR SEASON			POSTSEASON	
	Home	Road	Total (Reg. Season)	Home	Road
Overall	165-95-7 (.631)	104-174-3 (.375)	269-269-10 (.500)	8-2 (.800)	1-9 (.100)
1960s	25-42-3 (.379)	14-55-1 (.207)	39-97-4 (.293)	0-0 (.000)	0-0 (.000)
1970s	44-24-4 (.639)	31-40-1 (.438)	75-64-5 (.538)	2-1 (.667)*	0-2 (.000)
1980s	59-18-0 (.766)	34-40-1 (.460)	93-58-1 (.615)	5-1 (.833)*	1-4 (.250)*
1990s	37-11-0 (.771)	25-39-0 (.391)	62-50-0 (.554)	1-1 (.500)	0-2 (.000)

\* - Super Bowls XII, XXII, and XXIV count as home games, while Super Bowl XXI counts as a road game in this chart.

# YEAR-BY-YEAR FINAL STATISTICS



Defensive tackle Michael Dean Perry was named to his sixth Pro Bowl in 1996, his first as a Bronco. The second-team All-FC performer, acquired as a free agent in 1995, was chosen Defensive Captain by his teammates for the '96 season.

# YEAR-BY-YEAR FINAL STATISTICS (1960-96)

## 1960 FINAL STATISTICS (4-9-1)

Date	W/L	Score	Opponent	Attend.	Allen	30	18	0.6	4	1
Sept 9	W	13-10	at Boston	21,597	Taylor	2	-6	-3.0	-	0
Sept 18	W	27-21	at Buffalo	15,229	Herring	5	-46	-9.2	-	0
Sept 23	L	24-28	at N.Y. Titans	20,462	Tripucka	37	-226	-6.1	-	0
Oct 2	W	31-14	Oakland	18,372	<b>BRONCOS</b>	<b>440</b>	<b>1195</b>	<b>2.7</b>	<b>68</b>	<b>10</b>
Oct 16	L	19-23	L.A. Chargers	19,141	<b>OPPONENTS</b>	<b>541</b>	<b>2145</b>	<b>4.0</b>	<b>-</b>	<b>23</b>
Oct 23	W	31-24	Boston	12,683	<b>RECEIVING</b>					
Oct 30	L	14-17	Dallas Texans	13,002	Taylor	92	1235	13.4	80	12
Nov 6	L	25-45	Houston	14,489	Carmichael	32	616	19.3	59	5
Nov 13	L	7-34	at Dallas Texans	21,000	Carpenter	29	350	12.1	36	1
Nov 20	L	10-20	at Houston	20,778	Rolle	21	122	5.8	33	1
Nov 27	T	38-38	Buffalo	7,785	Greer	22	284	12.9	33	1
Dec 4	L	27-30	N.Y. Titans	5,861	Mingo	19	156	9.2	18	1
Dec 10	L	33-41	at L.A. Chargers	9,828	Jessup	9	120	13.3	26	1
Dec 16	L	10-48	at Oakland	7,000	Epperson	11	99	9.0	16	0

Team Statistics	Den	Opp	McNamara	7	143	20.4	55	1
TOTAL FIRST DOWNS	248	254	Allen	5	34	6.8	17	0
Rushing	84	112	Brodnax	5	39	7.8	19	1
Passing	141	123	Stransky	3	11	3.7	11	0
Penalty	23	19	Carothers	2	25	12.5	20	0
TOTAL NET YARDS	4442	5112	Bell	2	13	6.5	11	0
Avg. Per Game	317.3	365.1	<b>BRONCOS</b>	<b>259</b>	<b>3247</b>	<b>15.8</b>	<b>80</b>	<b>24</b>
NET YARDS RUSHING	1195	2144	<b>OPPONENTS</b>	<b>188</b>	<b>2967</b>	<b>15.8</b>	<b>-</b>	<b>25</b>
Avg. Per Game	85.4	153.1	<b>INTERCEPTIONS</b>					
Total Rushes	440	541	Gonsoulin	11	98	8.9	-	0
NET YARDS PASSING	3247	2967	McNamara	4	63	15.8	-	0
Avg. Per Game	231.9	211.9	Pyeatt	4	60	15.0	-	1
Att./Completions	508/259	386/188	Romine	3	69	23.0	-	0
Completion Pct.	51.0	48.7	King	2	18	9.0	-	0
Had Intercepted	35	27	Alliston	1	65	65.0	65	0
PUNTS/AVERAGE	70/37.3	67/39.0	Doyle	1	24	24.0	24	0
PENALTIES/YARDS	54/501	62/633	Yelverton	1	20	20.0	20	1
FUMBLES/BALL LOST	32/17	23/17	<b>BRONCOS</b>	<b>27</b>	<b>417</b>	<b>15.4</b>	<b>65</b>	<b>2</b>
TOUCHDOWNS	37	49	<b>OPPONENTS</b>	<b>35</b>	<b>340</b>	<b>9.7</b>	<b>-</b>	<b>-</b>
Rushing	10	23	<b>PUNTING</b>					
Passing	24	25	Herring	70	2610	37.3	70	0
Defense>Returns	3	1	<b>OPPONENTS</b>	<b>67</b>	<b>2611</b>	<b>39.0</b>	<b>-</b>	<b>0</b>

NET YARDS PASSING	3247	2967	Gonsoulin	11	98	8.9	-	0
Avg. Per Game	231.9	211.9	McNamara	4	63	15.8	-	0
Att./Completions	508/259	386/188	Pyeatt	4	60	15.0	-	1
Completion Pct.	51.0	48.7	Romine	3	69	23.0	-	0
Had Intercepted	35	27	King	2	18	9.0	-	0
PUNTS/AVERAGE	70/37.3	67/39.0	Alliston	1	65	65.0	65	0
PENALTIES/YARDS	54/501	62/633	Doyle	1	24	24.0	24	0
FUMBLES/BALL LOST	32/17	23/17	Yelverton	1	20	20.0	20	1
TOUCHDOWNS	37	49	BRONCOS	27	417	15.4	65	2
Flushing	10	23	OPPONENTS	25	340	9.7	-	-

Passing	24	25								
Defense/Returns	3									
			PUNTING		No.	Yds	Avg	Lg	B	
			Herring		70	2610	37.3	70	0	
Score By Periods			1	2	3	4	OT	Total		
BRONCOS			42	93	86	88		309		
OPPONENTS			96	108	90	99		393		
			PUNT RETURNS		Ret	Yds	Avg	Lg	TD	
SCORING			TD	Ru	Pa	Rt	PA	FG	S	TP
Mingo			6	4	1	1	33/36	18/28	123	
Taylor			12	0	12	0	0/0	0/0	72	
Carmichael			7	2	5	0	0/0	0/0	42	
			BRONCOS		29	261	9.0	176	1	
			OPPONENTS		19	134	7.1	--	--	

PASSING	Att.	Comp.	Yds.	Cmp. %	Yd./Att.	TD	TD %	Int.	Int. %	LG
Tripucka	478	248	3038	51.9	6.36	24	5.0	34	7.1	80
Herring	22	9	137	40.9	6.23	0	0.0	1	4.5	21
Mingo	7	1	46	14.3	5.57	0	0.0	0	0.0	46
Carmichael	1	1	26	100.0	26.00	0	0.0	0	0.0	26
<b>BRONCOS</b>	<b>508</b>	<b>259</b>	<b>3247</b>	<b>51.0</b>	<b>6.39</b>	<b>24</b>	<b>4.7</b>	<b>35</b>	<b>6.9</b>	<b>80</b>
<b>OPPONENTS</b>	<b>386</b>	<b>188</b>	<b>2967</b>	<b>48.7</b>	<b>7.69</b>	<b>23</b>	<b>6.0</b>	<b>25</b>	<b>6.5</b>	<b>-</b>



## 1961 FINAL STATISTICS (3-11)

Date	W/L	Score	Opponent	Attend.	RUSHING	No.	Yds.	Avg	Long	TD
Sept 10	W	22-10	at Buffalo	16,636	Stone	127	505	4.0	34	4
Sept 16	L	17-45	at Boston	14,479	Bukaty	74	187	2.5	45	5
Sept 24	L	28-35	at N.Y. Titans	14,381	Ames	19	114	6.0	26	0
Oct 1	L	19-33	at Oakland	8,361	Frazier	23	110	4.6	43	1
Oct 8	L	12-19	Dallas	14,500	Herring	15	74	4.9	20	2
Oct 15	W	27-24	Oakland	11,129	Mingo	18	51	2.8	15	0
Oct 22	W	27-10	N.Y. Titans	12,508	Sturm	8	33	3.9	9	0
Oct 29	L	0-37	at San Diego	32,584	Stinnette	18	8	0.4	9	0
Nov 5	L	14-55	Houston	11,564	Trippucka	4	-9	-0.2	0	0
Nov 12	L	16-19	San Diego	7,859	OTHERS	1	-13	-13.0	0	0
Nov 19	L	10-23	Buffalo	7,645	<b>BRONCOS</b>	<b>333</b>	<b>1091</b>	<b>3.3</b>	<b>45</b>	<b>11</b>
Nov 26	L	14-45	at Houston	27,874	<b>OPPONENTS</b>	<b>435</b>	<b>1633</b>	<b>3.7</b>	<b>-</b>	<b>20</b>
Dec 3	L	24-28	Boston	9,303						
Dec 10	L	21-49	at Dallas	8,000						

Total Statistics	Den	Opp
TOTAL FIRST DOWNS	219	233
Rushing	66	83
Passing	128	126
Penalty	25	24
TOTAL NET YARDS	3811	4418
Avg. Per Game	272.2	335.0
NET YARDS RUSHING	1091	1633
Avg. Per Game	77.9	116.6
Total Rushes	333	435
Avg. Per Rush	3.3	3.7
NET YARDS PASSING	2720	2785
Avg. Per Game	194.3	198.9
Att./Completions	568/265	474/194
Completion Pct.	46.7	40.9
Had Intercepted	45	26
PUNTS/AVERAGE	80/39.3	75/41.6
PENALTIES/YARDS	60/560	98/798
FUMBLES/BALL LOST	40/23	23/14
TOUCHDOWNS	32	57
Rushing	11	20
Passing	18	30
Defense/Returns	3	7
PAT (Total)	36	36
Kicking	34/36	36/38
Running	0/1	1/1
Passing	1/1	0/1
FIELD GOALS	27/39	17/26

Score By Periods	1	2	3	4	OT	Total
BRONCOS	52	34	37	128		251
OPPONENTS	75	143	95	119		432

SCORING	TD	Ru	Pa	Rt	PAT	FG	S	TP
Frazier	1	6	1	0/0	0/0	0	50	
Stone	8	4	4	0/0	0/0	0	48	
Bukaty	5	5	0	0/0	0/0	1	32	
Mingo	2	0	2	11/11	3/10	0	32	
Hill	0	0	0	16/16	5/15	0	31	
Taylor	4	0	4	0/0	0/0	0	24	
Herring	2	2	0	0/0	0/0	0	12	
Prebola	1	0	1	0/0	0/0	0	8	
Gavin	1	0	0	0/0	0/0	0	6	
Stinnette	1	0	1	0/0	0/0	0	6	
<b>BRONCOS</b>	<b>32</b>	<b>11</b>	<b>18</b>	<b>3</b>	<b>27/27</b>	<b>8/25</b>	<b>1</b>	<b>251</b>
<b>OPPONENTS</b>	<b>57</b>	<b>20</b>	<b>30</b>	<b>4</b>	<b>52/52</b>	<b>12/23</b>	<b>0</b>	<b>432</b>

PASSING	Att.	Comp.	Yds.	Cmp.%	Yd./Att.	TD	TD%	Int.	Int.%	LG
Trippucka	344	167	1690	48.5	4.91	10	2.9	21	6.1	87
Herring	211	93	1160	44.1	5.50	5	2.4	22	10.4	54
Mingo	9	4	136	44.4	15.11	2	22.2	0	0.0	52
Stone	2	1	18	50.0	9.0	1	50.0	0	0.0	18
Frazier	1	0	0	0.0	0.00	0	0.0	1	100.0	0
Taylor	1	0	0	0.0	0.00	0	0.0	1	100.0	0
<b>BRONCOS</b>	<b>568</b>	<b>265</b>	<b>2720</b>	<b>46.7</b>	<b>4.79</b>	<b>18</b>	<b>3.2</b>	<b>45</b>	<b>7.9</b>	<b>87</b>
<b>OPPONENTS</b>	<b>474</b>	<b>194</b>	<b>2785</b>	<b>40.9</b>	<b>5.88</b>	<b>30</b>	<b>6.3</b>	<b>26</b>	<b>5.5</b>	<b>-</b>

SACKS: Cash 7, Hauser 5.5, McFaddin 5, Hudson 2, Stinnette 2, McDaniel 2, Konovsky 1, Gavin 1, Holz 0.5, Team 3. TOTAL: 29

## 1962 FINAL STATISTICS (7-7)

Date	W/L	Score	Opponent	Attend.	RUSHING	No.	Yds.	Avg	Long	TD
Sept 7	W	30-21	San Diego	28,000	Stone	94	360	3.8	27	3
Sept 15	W	23-20	at Buffalo	30,577	Dickinson	73	237	3.2	42	0
Sept 21	L	16-41	at Boston	21,038	Mingo	55	293	5.3	82	4
Sept 30	W	32-10	at N.Y. Titans	17,213	Frazier	39	168	4.3	35	2
Oct 5	W	44-7	Oakland	22,452	Olzewski	33	114	3.4	46	0
Oct 14	W	23-6	at Oakland	7,000	Stinnette	21	87	4.1	14	1
Oct 21	W	20-10	Houston	34,496	Shaw	4	10	2.5	9	1
Oct 28	L	38-45	Buffalo	26,051	Trippucka	2	-1	-5	1	1
Nov 4	W	23-20	at San Diego	20,827	Taylor	1	18	18.0	18	0
Nov 11	L	29-33	Boston	28,187	<b>BRONCOS</b>	<b>323</b>	<b>1303</b>	<b>4.0</b>	<b>82</b>	<b>12</b>
Nov 18	L	3-24	Dallas	23,523	<b>OPPONENTS</b>	<b>439</b>	<b>1868</b>	<b>4.3</b>	<b>-</b>	<b>11</b>
Nov 22	L	45-46	N.Y. Titans	15,776						
Dec 2	L	17-34	at Houston	30,650						
Dec 9	L	10-17	at Dallas	19,137						

Total Statistics	Den	Opp
TOTAL FIRST DOWNS	270	234
Rushing	72	88
Passing	177	131
Penalty	21	15
TOTAL NET YARDS	4707	4541
Avg. Per Game	336.2	324.4
NET YARDS RUSHING	1303	1868
Avg. Per Game	93.1	133.4
Total Rushes	323	439
Avg. Per Rush	4.0	4.2
NET YARDS PASSING	3404	2673
Avg. Per Game	243.1	190.9
Att./Completions	555/292	423/202
Completion Pct.	52.6	47.8
Had Intercepted	40	27
PUNTS/AVERAGE	59/43.6	65/41.9
PENALTIES/YARDS	64/593	78/678
FUMBLES/BALL LOST	28/14	34/19
TOUCHDOWNS	39	41
Rushing	12	11
Passing	21	24
Defense/Returns	6	5
PAT (Total)	32	54
Kicking	27	52
Passing	4	0
Running	2	2
FIELD GOALS	8/25	12/23

Score By Periods	1	2	3	4	OT	Total
BRONCOS	48	94	58	140		353
OPPONENTS	64	105	55	107		332

SCORING	TD	Ru	Pa	Rt	PAT	FG	S	TP
Mingo	4	0	0	32/34	27/39	0	137	
Scarpito	6	0	6	0/0	0/0	0	36	
Stone	5	3	2	0/0	0/0	0	30	
Dickinson	4	0	4	0/0	0/0	0	24	
Taylor	4	0	4	0/0	0/0	0	24	
Frazier	3	2	1	0/0	0/0	0	18	
Tarr	2	0	2	0/0	0/0	0	12	
McMillin	2	0	2	0/0	0/0	0	12	
Prebola	1	0	1	0/0	0/0	0	6	
Trippucka	1	0	1	0/0	0/0	0	6	
Shaw	1	0	1	0/0	0/0	0	6	
Olzewski	1	0	1	0/0	0/0	0	6	
Stinnette	1	0	1	0/0	0/0	0	6	
Zeman	1	0	1	0/0	0/0	0	6	
Gonsoulin	1	0	1	0/0	0/0	0	6	
McGeever	1	0	1	0/0	0/0	0	6	
McFadin	1	0	1	0/0	0/0	0	6	
Fraser	0	0	0	2/2	0/0	0	2	
<b>BRONCOS</b>	<b>39</b>	<b>12</b>	<b>21</b>	<b>6</b>	<b>34/36</b>	<b>27/39</b>	<b>0</b>	<b>351</b>
<b>OPPONENTS</b>	<b>41</b>	<b>11</b>	<b>24</b>	<b>6</b>	<b>36/38</b>	<b>17/26</b>	<b>0</b>	<b>332</b>

KICKOFF RETURNS	No.	Yds	Avg	Lg	TD
Frazier	19	388	20.4	-	0
Tarr	8	214	26.8	-	0
Mingo	6	99	16.5	-	0
McGeever	5	143	28.6	-	0
Olzewski	3	66	22.0	-	0
Stinnette	2	27	13.5	-	0
Dickinson	2	26	13.0	-	0
Danenhauer	1	11	11.0	11	0
McMillin	1	6	6.0	6	0
OTHERS	10	227	22.7	-	0
<b>BRONCOS</b>	<b>57</b>	<b>1207</b>	<b>21.2</b>	<b>-</b>	<b>0</b>
<b>OPPONENTS</b>	<b>64</b>	<b>1421</b>	<b>22.2</b>	<b>-</b>	<b>0</b>

SACKS: Holz 5, Gavin 3, Stalcup 3, McFaddin 2.5, McDaniel 2.5, Roland 2, Lassiter 2, Cash 1.5, Fraser 1, Erlandson 0.5, Team 2. TOTAL: 25

PASSING	Att.	Comp.	Yds.	Cmp.%	Yd./Att.	TD	TD%	Int.	Int.%	LG
Trippucka	440	240	2902	54.5	5.60	17	3.9	25	5.7	96
Shaw	110	49	783	44.5	7.12	4	3.6	14	12.7	97
Stone	3	1	13	33.3	4.33	0	0.0	0	0.0	13
Mingo	2	1	18	50.0	9.0	0	0.0	1	50.0	18
Taylor	2	0	0	0.0	0.0	0	0.0	0	0.0	0
OTHERS	2	1	8	50.0	4.0	0	0.0	0	0.0	8
Yards Lost Attempting to Pass	(-335)									
<b>BRONCOS</b>	<b>559</b>	<b>292</b>	<b>3404</b>	<b>52.2</b>	<b>5.09</b>	<b>21</b>	<b>3.8</b>	<b>40</b>	<b>7.2</b>	<b>97</b>
<b>OPPONENTS</b>	<b>423</b>	<b>202</b>	<b>2897</b>	<b>47.8</b>	<b>6.85</b>	<b>24</b>	<b>5.7</b>	<b>27</b>	<b>6.4</b>	<b>-</b>

## 1963 FINAL STATISTICS (2-11-1)

Date	W/L	Score	Opponent	Attend.	RUSHING	No.	Yds.	Avg	Long	TD
Sept 7	L	7-59	Kansas City	21,115	Joe	154	649	4.2	68	4
Sept 14	L	14-20	at Houston	23,147	Stone	96	382	3.9	39	3
Sept 29	W	14-10	Boston	18,636	Slaughter	32	124	3.9	19	1
Oct 6	W	50-34	San Diego	18,428	Dixon	23	105	4.5	18	2
Oct 13	L	24-33	Houston	24,087	Mingo	24	90	3.7	17	0
Oct 18	L	21-40	at Boston	25,418	Breaux	10	51	5.1	15	0
Oct 26	T	35-35	at N.Y. Jets	20,377	Mitchell	23	45	2.0	7	0
Nov 3	L	28-30	Buffalo	19,424	McCormick	3	-5	-1.7	-2	0
Nov 9	L	17-27	at Buffalo	30,989	OTHERS	17	63	3.3	13	0
Nov 17	L	9-14	N.Y. Jets	14,247	<b>BRONCOS</b>	<b>382</b>	<b>1504</b>	<b>3.9</b>	<b>68</b>	<b>10</b>
Nov 24	L	10-26	Oakland	14,763	<b>OPPONENTS</b>	<b>420</b>	<b>1687</b>	<b>4.0</b>	<b>-</b>	<b>15</b>
Dec 8	L	21-52	at Kansas City	17,443						
Dec 15	L	31-35	at Oakland	15,223						
Dec 22	L	20-58	at San Diego	31,312						

Team Statistics	Den	Opp
TOTAL FIRST DOWNS	230	254
Rushing	84	92
Passing	133	145
Penalty	13	17
TOTAL NET YARDS	3991	5081
Avg. Per Game	285.1	362.9
NET YARDS RUSHING	1504	1687
Avg. Per Game	107.4	120.5
Total Rushes	382	420
Avg. Per Rush	3.9	4.0
NET YARDS PASSING	2487	3394
Avg. Per Game	177.6	242.4
Att./Completions	453/217	408/204
Completion Pct.	47.9	50.0
Had Intercepted	28	15
PUNTS/AVERAGE	81/44.4	61/43.7
PENALTIES/YARDS	65/548	61/516
FUMBLES/BALL LOST	34/16	33/20
TOUCHDOWNS	36	61
Rushing	10	15
Passing	23	40
Kickoff Returns	1	1
Pass Interceptions	1	2
Fumble Returns	1	3
Safety	0	2
PAT (Total)	37	57
Kicking	35	55
Running	0	0
Passing	13	17
FIELD GOALS	16/29	15/32

Score By Periods	1	2	3	4	OT	Total
BRONCOS	40	96	64	101		301
OPPONENTS	121	113	127	112		473

SCORING	TD	Ru	Pa	Rt	PAT	FG	S	TP
Mingo	0	0	0	0	35/35	16/29	0	83
Taylor	10	0	10	0	0/0	0/0	0	60
Joe	5	4	1	0	0/0	0/0	0	30
Scarpitto	5	0	5	0	0/0	0/0	0	30
Stone	4	3	1	0	0/0	0/0	0	24
Groman	3	0	3	0	0/0	0/0	0	18
Prebala	2	0	2	0	0/0	0/0	0	14
Dixon	2	2	0	0	0/0	0/0	0	12
Gonsoulin	1	0	0	1	0/0	0/0	0	6
Mitchell	1	0	0	1	0/0	0/0	0	6
McFadin	1	0	0	1	0/0	0/0	0	6
Slaughter	1	1	0	0	0/0	0/0	0	6
OTHERS	1	0	1	0	0/0	0/0	0	6
<b>BRONCOS</b>	<b>36</b>	<b>10</b>	<b>23</b>	<b>3</b>	<b>35/35</b>	<b>16/29</b>	<b>0</b>	<b>301</b>
<b>OPPONENTS</b>	<b>61</b>	<b>15</b>	<b>40</b>	<b>6</b>	<b>55/58</b>	<b>15/32</b>	<b>2</b>	<b>473</b>

PASSING	Att.	Comp.	Yds.	Cmp.%	Yd./Att.	TD	TD%	Int.	Int.%	LG
Slaughter	223	112	1689	50.2	7.57	12	5.4	14	6.3	74
Breaux	138	70	935	50.7	6.76	7	5.1	6	4.3	71
McCormick	72	28	417	48.6	5.79	4	5.6	3	4.2	72
Stone	3	0	0	0.0	0.00	0	0.0	0	0.0	-
Taylor	1	0	0	0.0	0.00	0	0.0	0	0.0	-
Mingo	1	0	0	0.0	0.00	0	0.0	0	0.0	-
OTHERS	15	7	31	46.6	2.07	0	0.0	5	33.3	14
Yards Lost Attempting to Pass	(-590)									
<b>BRONCOS</b>	<b>453</b>	<b>217</b>	<b>2487</b>	<b>47.9</b>	<b>5.49</b>	<b>23</b>	<b>5.1</b>	<b>28</b>	<b>6.2</b>	<b>74</b>
<b>OPPONENTS</b>	<b>408</b>	<b>204</b>	<b>3394</b>	<b>50.0</b>	<b>8.32</b>	<b>40</b>	<b>9.8</b>	<b>15</b>	<b>3.7</b>	<b>-</b>

## 1964 FINAL STATISTICS (2-11-1)

Date	W/L	Score	Opponent	Attend.	RUSHING	No.	Yds.	Avg	Long	TD
Sept 12	L	6-30	at N.Y. Jets	45,665	Mitchell	174	590	3.4	33	5
Sept 20	L	13-30	at Buffalo	28,501	Joe	111	415	3.7	51	2
Sept 27	L	17-38	Houston	22,651	Lee	43	164	3.8	16	3
Oct 4	L	10-39	Boston	15,485	Slaughter	20	58	2.9	18	0
Oct 11	W	33-27	Kansas City	16,285	Mingo	6	26	4.3	9	0
Oct 18	L	14-42	at San Diego	23,332	Stone	12	26	2.2	5	0
Oct 25	L	7-40	at Oakland	17,858	Dixon	18	25	1.4	17	0
Nov 1	L	39-49	at Kansas City	15,053	Scarpitto	1	5	5.0	5	0
Nov 8	L	20-31	San Diego	19,670	Barry	3	7	2.3	11	0
Nov 15	W	20-16	N.Y. Jets	11,309	<b>BRONCOS</b>	<b>388</b>	<b>1316</b>	<b>3.4</b>	<b>51</b>	<b>10</b>
Nov 20	L	7-12	at Boston	24,979	<b>OPPONENTS</b>	<b>419</b>	<b>2072</b>	<b>4.9</b>	<b>58</b>	<b>21</b>
Nov 29	T	20-20	Oakland	15,958						
Dec 13	L	19-30	Buffalo	14,431						
Dec 20	L	15-34	at Houston	15,839						

Team Statistics	Den	Opp
TOTAL FIRST DOWNS	211	270
Rushing	75	100
Passing	118	146
Penalty	18	24
TOTAL NET YARDS	3348	4970
Avg. Per Game	239.1	355.0
Total Plays	905	902
Avg. Gain Per Play	3.7	5.5
NET YARDS RUSHING	1316	2072
Avg. Per Game	94.0	148.0
Total Rushes	388	419
Avg. Per Rush	3.4	4.9
NET YARDS PASSING	2032	2898
Avg. Per Game	145.1	207.0
Att./Completions	455/230	439/217
Completion Pct.	50.5	49.4
Had Intercepted	32	32
PUNTS/AVERAGE	81/43.2	59/41.6
PENALTIES/YARDS	76/774	63/573
FUMBLES/BALL LOST	28/8	40/21
TOUCHDOWNS	28	52
Rushing	10	21
Passing	14	29
Punt Returns	1	1
Pass Interceptions	1	1
Fumble Returns	2	0
Safety	1	4
PAT (Total)	25	52
Kicking	22/25	52/52
Running	1	0
Passing	2	0
FIELD GOALS	14/33	22/25

SCORING	TD	Ru	Pa	Rt	PAT	FG	S	TP
Taylor	7	0	7	0	0/0	0/0	0	42
Mitchell	6	5	1	0	0/0	0/0	0	36
Mingo	0	0	0	0	9/10	8/12	0	33
Guesman	0	0	0	0	13/15	6/21	0	31
Scarpitto	4	0	4	0	0/0	0/0	0	24
Lee	3	3	0	0	0/0	0/0	0	18
Joe	2	2	0	0	0/0	0/0	0	14
Denson	1	0	1	0	0/0	0/0	0	8
Dixon	1	0	1	0	0/0	0/0	0	6
Barry	1	0	0	1	0/0	0/0	0	6
Janik	1	0	0	1	0/0	0/0	0	6
McMillin	1	0	0	1	0/0	0/0	0	6
Cooke	1	0	0	1	0/0	0/0	0	6
Slaughter	0	0	0	0	0/0	0/0	0	2
OTHERS	0	0	0	0	0/0	0/0	1	2
<b>BRONCOS</b>	<b>28</b>	<b>10</b>	<b>14</b>	<b>4</b>	<b>22/25</b>	<b>14/33</b>	<b>1</b>	<b>240</b>
<b>OPPONENTS</b>	<b>52</b>	<b>21</b>	<b>29</b>	<b>2</b>	<b>52/52</b>	<b>22/25</b>	<b>4</b>	<b>438</b>

PASSING	Att.	Comp.	Yds.	Cmp.%	Yd./Att.	TD	TD%	Int.	Int.%	LG
Lee	265	133	1622	50.2	6.12	11	4.2	20	7.5	82
Slaughter	188	97	930	51.6	4.95	3	1.6	11	5.9	39
Mitchell	1	0	0	0.0	0.00	0	0.0	0	0.0	0
Taylor	1	0	0	0.0	0.00	0	0.0	0	100.0	0
Yards Lost Attempting to Pass	(-520)									
<b>BRONCOS</b>	<b>455</b>	<b>230</b>	<b>2032</b>	<b>50.5</b>	<b>4.47</b>	<b>14</b>	<b>3.1</b>	<b>32</b>	<b>7.0</b>	<b>82</b>
<b>OPPONENTS</b>	<b>439</b>	<b>217</b>	<b>2898</b>	<b>49.4</b>	<b>6.60</b>	<b>29</b>	<b>6.6</b>	<b>32</b>	<b>7.0</b>	<b>86</b>



# 1965 FINAL STATISTICS (4-10)

Date	W/L	Score	Opponent	Attend.	Haynes	41	166	4.0	47	3
Sept 11	L	31-34	at San Diego	27,022	Scarpitto	4	94	23.5	44	0
Sept 19	L	15-30	Buffalo	30,682	Slaughter	20	75	3.8	13	0
Sept 24	W	27-10	at Boston	26,782	Barry	2	194	9.5	11	0
Oct 3	W	16-13	N.Y. Jets	34,988	OTHERS	4	-5	-8	-	0
Oct 10	L	23-31	Kansas City	31,001	BRONCOS	453	1829	4.0	47	14
Oct 17	W	28-17	Houston	32,492	OPPONENTS	384	1337	3.5	41	24
Oct 24	L	13-31	at Buffalo	45,046						
Oct 31	L	10-45	at N.Y. Jets	53,717						
Nov 7	L	21-35	San Diego	33,073						
Nov 14	W	31-21	at Houston	28,126						
Nov 21	L	20-28	Oakland	30,369						
Dec 5	L	13-24	at Oakland	19,023						
Dec 12	L	20-28	Boston	27,207						
Dec 19	L	35-45	at Kansas City	14,421						

Team Statistics	Den	Opp
TOTAL FIRST DOWNS	255	244
Rushing	111	87
Passing	117	138
Penalty	27	19

TOTAL NET YARDS	4469	4297
Avg. Per Game	319.2	306.9
Total Plays	959	850
Avg. Gain Per Play	4.7	5.1

NET YARDS RUSHING	1829	1337
Avg. Per Game	130.6	95.5
Total Rushes	453	384
Avg. Per Rush	4.0	3.5

NET YARDS PASSING	2640	2960
Avg. Per Game	188.6	211.4
Att./Completions	482/222	440/202
Completion Pct.	46.1	45.9
Had Intercepted	30	25

PUNTS/AVERAGE	68/42.3	73/45.8
PENALTIES/YARDS	69/750	86/836
FUMBLES/BALL LOST	29/16	27/14

TOUCHDOWNS	38	50
Rushing	14	24
Passing	18	23
Punt Returns	1	1
Pass Interceptions	3	2
Fumble Returns	2	0
Safety	0	0

PAT (Total)	34	50
Kicking	32/32	50/50
Running	1/2	0/0
Passing	1/4	0/0

FIELD GOALS	13/29	14/23
-------------	-------	-------

SCORING	TD	Ru	Pa	Rt	PAT	FG	S	TP
Kroner	0	0	0	0	32/32	13/29	0	71
Haynes	7	5	2	0	0/0	0/0	0	44
Gilchrist	7	6	1	0	0/0	0/0	0	42
Haynes	6	3	2	1	0/0	0/0	0	36
Taylor	6	0	6	0	0/0	0/0	0	36
Scarpitto	5	0	5	0	0/0	0/0	0	30
Griffin	2	0	0	2	0/0	0/0	0	12
Bramlett	2	0	0	2	0/0	0/0	0	12
Dixon	2	0	2	0	0/0	0/0	0	12
Wilson	1	0	0	1	0/0	0/0	0	6
Gonsoulin	0	0	0	0	0/0	0/0	0	2
Slaughter	0	0	0	0	0/0	0/0	0	2
BRONCOS	38	14	18	6	32/32	13/29	0	303
OPPONENTS	50	24	23	3	50/50	14/23	0	392

RUSHING	No.	Yds.	Avg	Long	TD
Gilchrist	252	954	3.8	44	6
Haynes	130	526	4.0	43	5

PASSING	Att.	Comp.	Yds.	Cmp.%	Yd./Att.	TD	TD%	Int.	Int.%	LG
Slaughter	147	75	864	51.0	5.86	6	4.1	12	8.2	51
McCormick	253	103	1292	40.7	5.11	7	2.8	14	5.5	90
Lee	80	44	692	55.0	8.65	5	6.3	3	3.8	66

Yards Lost Attempting to Pass (-208)										
BRONCOS	482	222	2640	46.1	5.48	18	3.7	30	6.2	90
OPPONENTS	440	202	2960	45.9	6.73	23	5.2	25	5.7	78

RECEIVING	No.	Yds	Avg	Long	TD
Taylor	85	1131	13.3	63	6
Scarpitto	32	585	18.3	90	5
Haynes	26	216	8.3	71	2
Dixon	25	354	14.2	59	2
Haynes	24	294	12.3	66	2
Gilchrist	18	154	8.6	29	1
Denson	9	102	11.3	20	0
Barry	2	11	5.5	9	0
McCullough	1	1	1.0	1	0
BRONCOS	222	2848	12.8	90	18
OPPONENTS	202	3265	16.2	78	23

INTERCEPTIONS	No.	Yds	Avg	Long	TD
Gonsoulin	6	91	15.2	-	0
Griffin	4	109	27.3	-	1
Wilson	3	118	39.2	-	1
Cooke	3	36	12.0	-	0
Farr	2	22	11.0	-	0
Brown	2	18	9.0	-	0
McGeevree	1	36	36.0	36	0
Bramlett	1	25	25.0	25	1
Hopkins	1	7	7.0	7	0
Erlandson	1	3	3.0	3	0
Janerette	1	0	0.0	0	0
BRONCOS	25	465	18.6	-	3
OPPONENTS	30	426	14.2	-	2

PUNTING	No.	Yds	Avg	Lg	B
Scarpitto	57	2833	49.7	67	0
McCormick	1	45	45.0	45	0
BRONCOS	58	2878	49.6	67	0
OPPONENTS	73	3347	45.8	73	0

PUNT RETURNS	Ret	Yds	Avg	Lg	TD
Barry	21	210	10.0	-	0
Haynes	14	121	8.6	-	1
Bussell	2	24	12.0	-	0
BRONCOS	37	355	9.6	-	1
OPPONENTS	26	343	13.2	-	1

KICKOFF RETURNS	No.	Yds	Avg	Long	TD
Haynes	34	901	26.5	-	0
Barry	26	611	23.5	-	0
Bussell	5	103	20.6	-	0
Haynes	4	93	23.3	-	1
Carmichael	1	15	15.0	15	0
Dixon	1	8	8.0	8	0
BRONCOS	71	1731	24.4	-	0
OPPONENTS	58	1197	20.6	-	0

SACKS: Bramlett 6, Moore 3.5, Jacobs 3.5, Erlandson 3, Janerette 3, Leezlow 2, Brown 1, Cooke 1, Cummings 1, McGeevree 1, Team 1. TOTAL: 26

# 1966 FINAL STATISTICS (4-10)

Date	W/L	Score	Opponent	Attend.	RUSHING	No.	Yds.	Avg	Long	TD
Sept 3	L	7-45	at Houston	30,156	Haynes	105	411	3.9	56	1
Sept 18	L	10-24	Boston	25,337	Haynes	129	310	2.4	20	2
Sept 25	L	7-16	N.Y. Jets	29,878	Mitchell	70	199	2.8	21	0
Oct 2	W	40-38	Houston	27,203	Scarpitto	4	110	27.5	63	1
Oct 8	L	10-37	at Kansas City	33,929	Lester	34	84	2.5	10	0
Oct 16	L	7-24	at Miami	23,393	Chobioan	21	45	2.1	12	2
Oct 23	L	10-56	Kansas City	26,196	Slaughter	1	10	10.0	10	0
Oct 30	L	17-24	at San Diego	25,819	Kellogg	6	3	5	5	0
Nov 6	W	17-10	at Boston	18,154	McCormick	4	2	5	3	0
Nov 20	L	3-17	Oakland	26,703	Glacken	2	-1	-5	5	0
Nov 27	W	20-17	San Diego	24,860	TEAM	1	-11	-11.0	-	-
Dec 4	W	17-7	Miami	32,592	BRONCOS	377	1162	3.1	63	6
Dec 11	L	10-28	at Oakland	31,765	OPPONENTS	441	2029	4.6	61	17
Dec 18	L	21-38	at Buffalo	40,538						

Team Statistics	Den	Opp
TOTAL FIRST DOWNS	171	251
Rushing	61	101
Passing	95	122
Penalty	14	28

TOTAL NET YARDS	3157	4544
Avg. Per Game	225.5	324.6
Total Plays	816	871
Avg. Gain Per Play	3.9	5.2

NET YARDS RUSHING	1162	2029
Avg. Per Game	83.0	144.9
Total Rushes	377	441
Avg. Per Rush	3.1	4.6

NET YARDS PASSING	1995	2515
Avg. Per Game	142.5	179.6
Att./Completions	402/166	397/192
Completion Pct.	41.3	48.4
Had Intercepted	30	13

PUNTS/AVERAGE	77/45.2	80/42.7
PENALTIES/YARDS	77/773	75/571
FUMBLES/BALL LOST	36/17	35/18

TOUCHDOWNS	22	47
Rushing	6	17
Passing	12	26
Others	4	4
PAT (Kicking)	20/20	46/46
PAT (Passing)	1/2	1/1
PAT (Rushing)	0	0
FIELD GOALS	14/25	17/40

INTERCEPTIONS/RET	13/109	30/545
PENALTIES/YARDS	68/773	75/571
FUMBLES/BALL LOST	36/17	35/18
TOUCHDOWNS	22	47

PUNT RETURNS	Ret	Yds	Avg	Lg	TD
Haynes	10	119	11.9	-	0
Scott	7	56	8.0	-	0
Sellers	6	49	8.1	-	0
Wilson	2	10	5.0	-	0
Lester	1	1	1.0	-	0
BRONCOS	26	235	9.0	-	0
OPPONENTS	38	315	8.3	-	-

SCORING	TD	Ru	Pa	Rt	PAT	FG	S	TP
Kroner	0	0	0	0	20/20	14/25	0	62
Scarpitto	5	1	4	0	0/0	0/0	0	32
Haynes	3	2	1	0	0/0	0/0	0	18
Denson	3	0	3	0	0/0	0/0	0	18
Mitchell	2	0	2	0	0/0	0/0	0	12
Sellers	2	0	0	2	0/0	0/0	0	12
Chobioan	2	2	0	0	0/0	0/0	0	12
Taylor	1	0	1	0	0/0	0/0	0	6
Haynes	1	1	0	0	0/0	0/0	0	6
Bramlett	1	0	0	1	0/0	0/0	0	6
Lester	1	0	1	0	0/0	0/0	0	6
Wilson	1	0	0	1	0/0	0/0	0	6
BRONCOS	22	6	12	4	20/20	14/25	0	196
OPPONENTS	47	17	26	4	46/46	17/40	0	381

PASSING	Att.	Comp.	Yds.	Cmp.%	Yd./Att.	TD	TD%	Int.	Int.%	LG
Chobioan	163	82	1110	50.3	6.8	4	2.5	12	7.4	79
McCormick	193	68	993	35.2	5.1	6	3.1	15	7.8	64
Slaughter	25	7	124	28.0	5.0	1	4.0	0	0.0	67
Glacken	11	6	84	54.5	7.6	1	9.0	0	0.0	22
Rote	8	3	40	37.5	5.0	0	0.0	1	12.5	20
Haynes	2	0	0	0.0	0.0	0	0.0	2	100.0	0

Yards Lost Attempting to Pass (-356)										
BRONCOS	402	166	1995	41.3	5.0	12	3.0	30	7.5	79
OPPONENTS	397	192	2515	48.5	6.3	26	6.5	13	6.6	79

RECEIVING	No.	Yds	Avg	Long	TD
Haynes	46	480	10.4	52	1
Denson	36	725	20.1	65	3
Taylor	35	448	12.8	32	1
Scarpitto	21	335	16.0	62	4
Mitchell	14	239	17.1	79	2
Hayes	8	49	6.1	29	0
Laster	2	26	13.0	21	1
Crabtree	1	36	36.0	36	0
Franci	1	8	8.0	8	0
Kellogg	1	5	5.0	5	0
Wright	1	-2	-2.0	-2	0
BRONCOS	166	2351	14.2	79	12
OPPONENTS	192	2819	14.7	79	26

# 1967 FINAL STATISTICS (3-11)

Date	W/L	Score	Opponent	Attend.	RUSHING	No.	Yds.	Avg	Long	TD
Sept 3	W	26-21	Boston	35,488	Little	130	381	2.9	14	1
Sept 10	L	0-51	at Oakland	25,423	Mitchell	82	308	3.8	35	0
Sept 17	L	21-35	at Miami	29,381	Hickey	73	263	3.6	20	4
Sept 24	L	24-38	N.Y. Jets	35,365	Hayes	85	255	3.0	18	4
Oct 1	L	6-10	at Houston	21,798	Tensi	24	4	0.2	13	0
Oct 8	L	16-17	Buffalo	35,188	LeClair	8	6	0.8	10	1
Oct 22	L	21-38	San Diego	34,464	Cassese	1	5	5.0	5	0
Oct 29	L	9-52	at Kansas City	44,002	Scarpitto	1	5	5.0	5	0
Nov 5	L	17-21	Oakland	29,043	Crabtree	2	2	1.0	6	0
Nov 12	L	18-20	Houston	30,392	Denson	1	-2	-2.0	-2	0
Nov 19	W	21-20	at Buffalo	30,891	OTHERS	13	38	3.0	10	0
Nov 23	L	20-24	at San Diego	34,586	<b>BRONCOS</b>	<b>420</b>	<b>1265</b>	<b>3.0</b>	<b>35</b>	<b>10</b>
Dec 3	W	33-24	at N.Y. Jets	61,615	<b>OPPONENTS</b>	<b>444</b>	<b>2076</b>	<b>4.6</b>	<b>65</b>	<b>21</b>
Dec 17	L	24-38	Kansas City	31,660						

Team Statistics	Den	Opp
TOTAL FIRST DOWNS	172	276
Rushing	65	115
Passing	91	143
Penalty	16	18
TOTAL NET YARDS	2947	5201
Avg. Per Game	210.5	371.5
Total Plays	852	921
Avg. Gain Per Play	3.5	5.6
NET YARDS RUSHING	1265	2076
Avg. Per Game	90.4	148.3
Total Rushes	420	444
Avg. Per Rush	3.0	4.6
NET YARDS PASSING	1682	3125
Avg. Per Game	120.1	223.2
Att./Completions	374/150	459/214
Completion Pct.	40.1	46.6
Had Intercepted	18	28
PUNTS/AVERAGE	105/44.9	65/41.5
Had Blocked	1	1
PUNT RETURNS	26/351	61/726
Avg. Per Return	13.5	11.9
KICKOFF RETURNS	60/1518	42/1046
Avg. Per Return	25.3	24.9
INTERCEPTIONS/RET.	28/413	18/262
PENALTIES/YARDS	48/512	58/628
FUMBLES/BALL LOST	30/12	23/12
TOUCHDOWNS	31	52
Rushing	10	21
Passing	17	27
Others	4	4
PAT (Kicking)	28/30	48/49
PAT (Passing)	1/1	1/2
PAT (Rushing)	0/0	1/1
FIELD GOALS	12/27	15/31

SCORING	TD	Ru	Pa	Rt	PAT	FG	S	TP
Denson	11	0	11	0	0/0	0	0	66
Humphries	0	0	0	0	18/19	7	15	39
Hickey	5	4	1	0	0/0	0	0	30
Crabtree	5	0	5	0	0/0	0	0	30
Hayes	4	4	0	0	0/0	0	0	26
Little	2	1	0	1	0/0	0	0	12
Wilson	2	0	2	0	0/0	0	0	12
Kroner	0	0	0	0	0/0	2	2	6
Sellers	1	0	0	1	0/0	0	0	6
LeClair	1	1	0	0	0/0	0	0	6
OTHERS	0	0	0	0	10/11	3	11	19
TEAM	0	0	0	0	0/0	2	4	
<b>BRONCOS</b>	<b>31</b>	<b>10</b>	<b>17</b>	<b>4</b>	<b>28/30</b>	<b>12/28</b>	<b>2</b>	<b>256</b>
<b>OPPONENTS</b>	<b>52</b>	<b>21</b>	<b>27</b>	<b>4</b>	<b>48/49</b>	<b>15/31</b>	<b>0</b>	<b>409</b>

SACKS: R. Jackson 4.5, Costa 4.5, Cox 2.5, Cunningham 2.5, Inman 1.5, Duranko 1, Myrtle 1, Mirich 1, Richter 0.5. **TOTAL: 19**

PASSING	Att.	Comp.	Yds.	Cmp.%	Yd./Att.	TD	TD%	Int.	Int.%	LG
Tensi	325	131	1915	40.3	5.9	16	4.9	17	5.2	76
LeClair	45	19	275	42.2	6.1	1	6.1	1	2.2	48
Glacken	4	0	0	0.0	0.0	0	0.0	0	0.0	0
Yards Lost Attempting to Pass (-508)										
<b>BRONCOS</b>	<b>374</b>	<b>150</b>	<b>1682</b>	<b>40.1</b>	<b>4.5</b>	<b>17</b>	<b>4.5</b>	<b>18</b>	<b>4.8</b>	<b>76</b>
<b>OPPONENTS</b>	<b>459</b>	<b>214</b>	<b>3125</b>	<b>46.6</b>	<b>6.8</b>	<b>27</b>	<b>5.9</b>	<b>28</b>	<b>6.1</b>	<b>79</b>

# 1968 FINAL STATISTICS (5-9)

Date	W/L	Score	Opponent	Attend.	RUSHING	No.	Yds.	Avg	Long	TD
Sept 15	L	10-24	at Cincinnati	25,049	Little	158	584	3.7	155	3
Sept 22	L	2-34	at Kansas City	45,821	Briscoe	41	308	7.5	34	3
Sept 29	L	17-20	Boston	37,024	Lynch	66	221	3.3	19	4
Oct 6	W	10-7	Cincinnati	41,257	Ford	41	186	4.5	23	1
Oct 13	W	21-13	at N.Y. Jets	62,052	McCarthy	28	89	3.1	12	0
Oct 20	L	24-55	at San Diego	42,953	Erwin	24	76	3.1	9	0
Oct 27	W	21-14	Miami	44,115	Van Heusen	1	6	6.0	6	0
Nov 3	W	35-14	at Boston	18,304	Haffner	2	2	1.0	1	0
Nov 10	L	7-43	Oakland	50,002	Jones	1	-1	-1.0	-1	0
Nov 17	L	17-38	at Houston	36,075	OTHERS	49	143	2.9	14	0
Nov 24	W	34-32	Buffalo	35,201	<b>BRONCOS</b>	<b>411</b>	<b>1614</b>	<b>3.9</b>	<b>155</b>	<b>11</b>
Dec 1	L	23-47	San Diego	35,212	<b>OPPONENTS</b>	<b>457</b>	<b>1861</b>	<b>4.1</b>	<b>165</b>	<b>20</b>
Dec 8	L	27-33	at Oakland	47,754						
Dec 14	L	7-30	Kansas City	38,463						

Team Statistics	Den	Opp
TOTAL FIRST DOWNS	217	251
Rushing	75	94
Passing	217	217
Penalty	18	12
TOTAL NET YARDS	3971	5024
Avg. Per Game	283.6	358.9
Total Plays	897	916
Avg. Gain Per Play	4.4	5.5
NET YARDS RUSHING	1614	1861
Avg. Per Game	115.3	132.9
Total Rushes	411	457
Avg. Per Rush	3.9	4.1
NET YARDS PASSING	2357	3163
Avg. Per Game	168.4	225.9
Att./Completions	427/179	429/172
Completion Pct.	41.9	50.6
Had Intercepted	27	20
PUNTS/AVERAGE	96/42.7	76/43.0
Had Blocked	1	1
PUNT RETURNS	38/332	46/282
Avg. Per Return	8.7	6.1
KICKOFF RETURNS	60/1361	29/704
Avg. Per Return	22.7	24.3
INTERCEPTIONS/RET.	20/165	27/328
PENALTIES/YARDS	73/772	64/750
FUMBLES/BALL LOST	28/13	24/12
TOUCHDOWNS	32	48
Rushing	11	20
Passing	20	25
Others (Ret.)	1	3
Others (Safety)	1	2
PAT (Kicking)	31/31	47/47
PAT (Passing)	0/1	1/1
PAT (Rushing)	0/0	0/0
FIELD GOALS	10/23	21/34

SCORING	TD	Ru	Pa	Rt	PAT	FG	S	TP
Hawfield	0	0	0	0	30/30	9	18	0
Crabtree	5	0	5	0	0/0	0	0	30
Little	5	3	1	1	0/0	0	0	30
Denson	5	0	5	0	0/0	0	0	30
Lynch	4	4	0	0	0/0	0	0	24
Briscoe	3	3	0	0	0/0	0	0	18
Van Heusen	3	0	3	0	0/0	0	0	18
Jones	2	2	0	0	0/0	0	0	12
McCarthy	2	0	2	0	0/0	0	0	12
Haffner	1	0	1	0	0/0	0	0	6
Beer	1	0	1	0	0/0	0	0	6
Ford	1	1	0	0	0/0	0	0	6
OTHERS	0	0	0	0	1/1	1	5	4
TEAM	0	0	0	0	0/0	0	1	2
<b>BRONCOS</b>	<b>32</b>	<b>11</b>	<b>20</b>	<b>1</b>	<b>31/31</b>	<b>10/23</b>	<b>1</b>	<b>255</b>
<b>OPPONENTS</b>	<b>48</b>	<b>20</b>	<b>25</b>	<b>3</b>	<b>47/47</b>	<b>21/34</b>	<b>0</b>	<b>404</b>

SACKS: R. Jackson 10.5, Costa 6.5, Duranko 6, Inman 3.5, Minch 1.5, QB Fell 1, Team 2. **TOTAL: 31**

PASSING	Att.	Comp.	Yds.	Cmp.%	Yd./Att.	TD	TD%	Int.	Int.%	LG
Briscoe	224	93	1589	41.5	7.09	14	6.3	13	5.8	166
Tensi	119	48	709	40.3	5.96	5	4.2	8	6.7	172
LeClair	25	16	227	64.0	9.08	0	0.0	3	12.0	46
DiVito	6	1	16	16.6	2.67	0	0.0	0	0.0	16
Haffner	1	1	18	100.0	18.00	0	0.0	0	0.0	18
Lynch	2	1	4	50.0	2.00	0	0.0	0	0.0	4
OTHERS	48	19	279	39.6	5.81	1	1.4	3	6.25	50
Yards Lost Attempting to Pass (-469)										
<b>BRONCOS</b>	<b>427</b>	<b>179</b>	<b>2357</b>	<b>41.9</b>	<b>5.52</b>	<b>20</b>	<b>4.7</b>	<b>27</b>	<b>6.3</b>	<b>172</b>
<b>OPPONENTS</b>	<b>429</b>	<b>217</b>	<b>3163</b>	<b>50.6</b>	<b>7.37</b>	<b>25</b>	<b>5.8</b>	<b>20</b>	<b>4.7</b>	<b>194</b>





## 1969 FINAL STATISTICS (5-8-1)

Date	W/L	Score	Opponent	Attend.	RUSHING	No.	Yds.	Avg	Long	TD
Sept 1	W	35-7	Boston	43,482	Little	146	729	5.0	148	6
Sept 21	W	21-19	N.Y. Jets	50,583	Lynch	96	407	4.2	54	2
Sept 28	L	28-41	at Buffalo	40,302	Quayle	57	183	3.2	17	0
Oct 5	L	13-26	Kansas City	50,564	Smiley	56	166	3.0	26	3
Oct 12	L	14-24	Oakland	49,511	Tensi	12	63	5.3	17	0
Oct 19	W	30-23	at Cincinnati	27,920	Liske	10	50	5.0	19	0
Oct 26	L	21-24	at Houston	45,348	Williams	10	18	1.8	8	1
Nov 2	W	13-0	San Diego	45,511	Denson	1	9	9.0	9	0
Nov 9	L	10-41	at Oakland	54,416	Burnett	5	9	1.8	5	0
Nov 16	T	20-20	Houston	45,002	Jones	1	3	3.0	3	0
Nov 23	L	24-45	at San Diego	34,664	<b>BRONCOS</b>	<b>394</b>	<b>1637</b>	<b>4.2</b>	<b>54</b>	<b>12</b>
Nov 27	L	17-31	at Kansas City	48,773	<b>OPPONENTS</b>	<b>436</b>	<b>1709</b>	<b>3.9</b>	<b>143</b>	<b>15</b>
Dec 7	L	24-27	at Miami	25,332						
Dec 14	W	27-16	Cincinnati	42,198						

Team Statistics	Den	Opp
TOTAL FIRST DOWNS	243	278
Rushing	87	95
Passing	130	151
Penalty	26	30
TOTAL NET YARDS	4161	4888
Avg. Per Game	297.2	334.9
Total Plays	841	918
Avg. Gain Per Play	4.9	5.1
NET YARDS RUSHING	1637	1709
Avg. Per Game	116.9	122.1
Total Rushes	394	436
Avg. Per Rush	4.2	3.9
NET YARDS PASSING	2524	2932
Avg. Per Game	180.3	209.4
Att./Completions	403/192	437/223
Completion Pct.	47.6	51.0
Had Intercepted	23	14
Touchdowns	23	19
Avg. Gain per Attempt	6.3	6.7
Avg. Gain per Completion	13.1	13.1
PUNTS/AVERAGE	72/40.1	71/43.1
Had Blocked	1	0
PUNT RETURNS	37/450	35/246
Avg. Per Return	12.2	7.0
KICKOFF RETURNS	56/1323	21/471
Avg. Per Return	23.6	22.4
INTERCEPTIONS/RET.	14/228	23/421
PENALTIES/YARDS	79/738	84/901
FUMBLES/BALL LOST	15/8	24/14
TOUCHDOWNS	37	40
Rushing	12	15
Passing	23	19
Others (Safety)	2	6
PAT (Kicking)	36/37	38/39
PAT (Passing)	0/0	0/1
PAT (Rushing)	0/0	0/0
FIELD GOALS	13/29	22/32

Score By Periods	1	2	3	4	OT	Total
BRONCOS	72	89	61	75		297
OPPONENTS	67	86	86	105		344

SCORING	TD	Ru	Pa	Rt	PAT	FG	S	TP
Howfield	0	0	0	0	36/37	13/29	0	75
Denson	10	0	10	0	0/0	0/0	0	60
Little	7	6	1	0	0/0	0/0	0	42
Haffner	5	0	5	0	0/0	0/0	0	30
Embre	5	0	5	0	0/0	0/0	0	30
Smiley	4	3	1	0	0/0	0/0	0	24
Lynch	2	2	0	0	0/0	0/0	0	12
Thompson	1	0	0	1	0/0	0/0	0	6
Burrell	1	0	0	1	0/0	0/0	0	6
Buckman	1	0	1	0	0/0	0/0	0	6
Williams	1	1	0	0	0/0	0/0	0	6
<b>BRONCOS</b>	<b>37</b>	<b>12</b>	<b>23</b>	<b>2</b>	<b>36/37</b>	<b>13/29</b>	<b>0</b>	<b>297</b>
<b>OPPONENTS</b>	<b>40</b>	<b>15</b>	<b>19</b>	<b>6</b>	<b>38/39</b>	<b>22/32</b>	<b>0</b>	<b>344</b>

PASSING	Att.	Comp.	Yds.	Cmp. %	Yd./Att.	Tkd/Yds	TD	TD %	Int.	Int. %	LG
Tensi	286	131	1990	45.8	7.0	29/208	14	4.9	12	4.2	179
Liske	115	61	845	53.0	7.3	15/103	9	7.8	11	9.6	71
Little	2	0	0	0.0	0.0	0/0	0	0.0	0	0.0	-
<b>BRONCOS</b>	<b>403</b>	<b>192</b>	<b>2835</b>	<b>47.6</b>	<b>7.0</b>	<b>44/311</b>	<b>23</b>	<b>5.7</b>	<b>23</b>	<b>5.7</b>	<b>179</b>
<b>OPPONENTS</b>	<b>437</b>	<b>223</b>	<b>3295</b>	<b>51.0</b>	<b>7.5</b>	<b>45/363</b>	<b>19</b>	<b>4.3</b>	<b>14</b>	<b>3.2</b>	<b>186</b>

RECEIVING	No.	Yds	Avg	Long	TD
Denson	53	809	15.3	162	10
Haffner	35	563	16.1	46	5
Embre	29	469	16.2	179	5
Little	19	216	11.5	67	1
Quayle	11	167	15.2	71	0
Beer	9	200	22.2	48	0
Pivec	9	117	13.0	18	0
Lynch	9	86	9.6	19	0
Williams	5	56	11.2	14	0
Smiley	5	23	4.6	17	1
Buckman	4	48	12.0	20	1
Van Heusen	3	84	31.3	36	0
Pastrana	1	15	15.0	15	0
<b>BRONCOS</b>	<b>192</b>	<b>2835</b>	<b>14.8</b>	<b>179</b>	<b>23</b>
<b>OPPONENTS</b>	<b>223</b>	<b>3295</b>	<b>14.8</b>	<b>186</b>	<b>19</b>

INTERCEPTIONS	No.	Yds	Avg	Long	TD
Thompson	3	92	30.7	157	1
Burrell	2	85	32.5	138	1
Caviness	2	30	15.0	29	0
Huard	2	18	9.0	18	0
Greer	2	13	6.5	13	0
Cunningham	2	10	5.0	5	0
Hollomon	1	0	0.0	-	0
<b>BRONCOS</b>	<b>14</b>	<b>228</b>	<b>16.3</b>	<b>157</b>	<b>2</b>
<b>OPPONENTS</b>	<b>23</b>	<b>421</b>	<b>18.3</b>	<b>66</b>	<b>4</b>

PUNTING	No.	Yds	Avg	Lg	B
Van Heusen	25	1021	40.8	61	0
Hollomon	47	1868	39.7	57	1
<b>BRONCOS</b>	<b>72</b>	<b>2889</b>	<b>40.1</b>	<b>61</b>	<b>1</b>
<b>OPPONENTS</b>	<b>71</b>	<b>3059</b>	<b>43.1</b>	<b>98</b>	<b>0</b>

PUNT RETURNS	Ret	FC	Yds	Avg	Lg	TD
Thompson	25	5	288	11.5	40	0
Little	6	2	70	11.7	52	0
Burrell	5	2	56	11.2	42	0
Greer	1	0	36	36.0	36	0
<b>BRONCOS</b>	<b>37</b>	<b>9</b>	<b>450</b>	<b>12.2</b>	<b>52</b>	<b>0</b>
<b>OPPONENTS</b>	<b>35</b>	<b>20</b>	<b>246</b>	<b>7.0</b>	<b>36</b>	<b>0</b>

KICKOFF RETURNS	No.	Yds	Avg	Lg	TD
Thompson	18	513	28.5	63	0
Williams	23	574	25.0	36	0
Burrell	6	108	18.0	30	0
Little	3	81	27.0	30	0
Critter	3	31	10.3	14	0
Barnes	1	16	16.0	16	0
Hollomon	1	0	0.0	-	0
Myrtle	1	0	0.0	-	0
<b>BRONCOS</b>	<b>56</b>	<b>1323</b>	<b>23.6</b>	<b>63</b>	<b>0</b>
<b>OPPONENTS</b>	<b>21</b>	<b>471</b>	<b>22.4</b>	<b>153</b>	<b>1</b>

SACKS: Jackson 12.5, Costa 11.5, Duranko 7, Cunningham 3, P. Smith 3, Richter 2, Minich 2, Myrtle 2, Inman 2. TOTAL: 45
---

PASSING	Att.	Comp.	Yds.	Cmp. %	Yd./Att.	Tkd/Yds	TD	TD %	Int.	Int. %	LG
Tensi	286	131	1990	45.8	7.0	29/208	14	4.9	12	4.2	179
Liske	115	61	845	53.0	7.3	15/103	9	7.8	11	9.6	71
Little	2	0	0	0.0	0.0	0/0	0	0.0	0	0.0	-
<b>BRONCOS</b>	<b>403</b>	<b>192</b>	<b>2835</b>	<b>47.6</b>	<b>7.0</b>	<b>44/311</b>	<b>23</b>	<b>5.7</b>	<b>23</b>	<b>5.7</b>	<b>179</b>
<b>OPPONENTS</b>	<b>437</b>	<b>223</b>	<b>3295</b>	<b>51.0</b>	<b>7.5</b>	<b>45/363</b>	<b>19</b>	<b>4.3</b>	<b>14</b>	<b>3.2</b>	<b>186</b>



## 1970 FINAL STATISTICS (5-8-1)

Date	W/L	Score	Opponent	Attend.	Haffner	1	0	1	0	0/0	0/0	0	6
Sept 20	W	25-10	at Buffalo	34,882	Liske	1	1	0	0	0/0	0/0	0	6
Sept 27	W	16-13	Pittsburgh	50,705	Lynch	1	1	0	0	0/0	0/0	0	6
Oct 4	W	26-13	Kansas City	50,705	Pastrana	1	1	0	0	0/0	0/0	0	6
Oct 11	L	23-35	at Oakland	54,336	Washington	0	0	0	0	0/0	0/0	1	2
Oct 18	W	24-10	Atlanta	50,705	TEAM	0	0	0	0	0/0	0/0	1	2
Oct 25	L	14-19	at San Francisco	39,515	<b>BRONCOS</b>	<b>28</b>	<b>17</b>	<b>11</b>	<b>0</b>	<b>27/28</b>	<b>18/32</b>	<b>2</b>	<b>253</b>
Nov 1	L	3-19	Washington	50,705	<b>OPPONENTS</b>	<b>28</b>	<b>7</b>	<b>20</b>	<b>1</b>	<b>27/28</b>	<b>23/36</b>	<b>0</b>	<b>264</b>
Nov 8	L	21-24	at San Diego	48,327									
Nov 15	L	19-24	Oakland	50,959									
Nov 22	W	31-6	at New Orleans	66,837									
Nov 29	L	21-31	at Houston	35,733									
Dec 6	L	0-16	at Kansas City	50,454									
Dec 13	T	17-17	San Diego	50,959									
Dec 20	L	13-27	Cleveland	51,001									

Team Statistics	Den	Opp			
TOTAL FIRST DOWNS	217	199			
Rushing	87	67			
Passing	112	118			
Penalty	18	14			
TOTAL NET YARDS	3827	3705			
Avg. Per Game	273.4	264.6			
Total Plays	883	838			
Avg. Gain Per Play	4.3	4.4			
NET YARDS RUSHING	1802	1351			
Avg. Per Game	128.7	96.5			
Total Rushes	436	409			
Avg. Per Rush	4.1	3.3			
NET YARDS PASSING	2025	2354			
Avg. Per Game	144.6	168.1			
Sacked/Yards Lost	44/333	50/456			
Gross Yards	2358	2810			
Att./Completions	403/183	379/191			
Completion Pct.	45.4	50.4			
Had Intercepted	28	16			
Avg. Gain per Attempt	5.0	6.2			
Avg. Gain per Completion	12.9	14.7			
PUNTS/AVERAGE	87/42.9	89/44.9			
Had Blocked	0	0			
PUNT RETURNS	63/556	56/416			
Avg. Per Return	8.8	7.4			
KICKOFF RETURNS	49/1114	24/544			
Avg. Per Return	22.7	22.7			
INTERCEPTIONS/RET.	16/220	28/213			
PENALTIES/YARDS	94/887	82/802			
FUMBLES/BALL LOST	23/13	35/16			
TOUCHDOWNS	28	28			
Rushing	17	7			
Passing	11	20			
Others (see individuals)	0	1			
POINTS AFTER TOUCHDOWN	27	27			
FIELD GOALS	18/32	23/36			
Distance	1-19	20-29	30-39	40-59	50+
Howfield	2/3	3/6	5/7	6/9	2/5

Score By Periods	1	2	3	4	OT	Total
BRONCOS	44	60	45	104		253
OPPONENTS	74	93	57	40		264

SCORING	TD	Ru	Pa	Rt	PAT	FG	S	TP
Howfield	0	0	0	0	27/28	18/32	0	81
Crenshaw	6	5	1	0	0/0	0/0	0	36
Anderson	4	4	0	0	0/0	0/0	0	24
Little	3	3	0	0	0/0	0/0	0	18
Whalen	3	0	3	0	0/0	0/0	0	18
Denson	2	0	2	0	0/0	0/0	0	12
Masters	2	0	2	0	0/0	0/0	0	12
Turner	2	2	0	0	0/0	0/0	0	12
Van Heusen	2	0	2	0	0/0	0/0	0	12

# 1971 FINAL STATISTICS (4-9-1)

Date	W/L	Score	Opponent	Attend.	RUSHING	No.	Yds.	Avg	Long	TD
Sept 19	T	10-10	Miami	51,228	Little	284	1133	4.0	40	6
Sept 26	L	13-34	at Green Bay	47,957	Anderson	139	533	3.8	36	3
Oct 3	L	3-16	Kansas City	51,200	Lynch	26	162	6.2	23	0
Oct 10	L	16-27	Oakland	51,200	Masters	7	71	10.1	37	0
Oct 17	W	20-16	San Diego	51,200	Post	18	44	2.4	16	0
Oct 24	W	27-0	at Cleveland	75,674	Turner, C.	17	43	2.5	9	0
Oct 31	L	16-17	at Philadelphia	65,358	Harrison	5	36	7.2	16	0
Nov 7	L	20-24	Detroit	51,200	Mosier	4	31	7.8	29	0
Nov 14	L	10-24	Cincinnati	51,200	Horn	6	15	2.5	10	0
Nov 21	L	10-28	at Kansas City	49,945	Van Heusen	1	10	10.0	10	0
Nov 28	W	22-10	at Pittsburgh	39,710	Simmons	1	7	7.0	7	0
Dec 5	W	6-3	Chicago	51,200	Ramsey	3	6	2.0	6	0
Dec 12	L	17-45	at San Diego	44,347	Gerhke	1	2	2.0	2	0
Dec 19	L	13-21	at Oakland	54,651	<b>BRONCOS</b>	<b>512</b>	<b>2093</b>	<b>4.1</b>	<b>40</b>	<b>9</b>
					<b>OPPONENTS</b>	<b>426</b>	<b>1834</b>	<b>4.3</b>	<b>54</b>	<b>11</b>

Team Statistics	Den	Opp
TOTAL FIRST DOWNS	217	206
Rushing	102	90
Passing	105	91
Penalty	10	25
TOTAL NET YARDS	4158	3819
Avg. Per Game	297.0	272.9
Total Plays	891	825
Avg. Gain Per Play	4.7	4.6
NET YARDS RUSHING	2093	1834
Avg. Per Game	149.5	131.0
Total Rushes	512	426
Avg. Per Rush	4.1	4.3
NET YARDS PASSING	2065	1985
Avg. Per Game	147.5	141.8
Sacked/Yards Lost	22/178	44/435
Gross Yards	2243	2420
Att./Completions	357/175	356/150
Completion Pct.	49.0	42.1
Had Intercepted	27	20
Avg. Gain per Attempt	5.4	5.0
Avg. Gain per Completion	12.8	16.1
PUNTS/AVERAGE	76/41.8	67/45.7
Had Blocked	2	0
PUNT RETURNS	41/320	45/468
Avg. Per Return	7.8	10.4
KICKOFF RETURNS	44/960	43/1059
Avg. Per Return	21.8	24.6
INTERCEPTIONS/RET.	20/288	27/432
PENALTIES/YARDS	67/781	78/771
FUMBLES/BALL LOST	25/12	36/20
TOUCHDOWNS	18	32
Rushing	9	11
Passing	8	18
Others (see individuals)	1	3
POINTS AFTER TOUCHDOWN	18	32
FIELD GOALS	25/38	17/34
Distance	1-19 20-29 30-39 40-59 50+	
Hoffield	2/3 3/6 5/7 6/9 2/5	
OPP	5/5 6/9 4/7 2/11 0/2	

Receiving	No.	Yds	Avg	Long	TD
Anderson	37	353	9.5	31	1
Masters	27	382	14.1	25	1
Little	26	255	9.8	74	0
Simmons	25	403	16.1	47	1
Harrison	19	265	13.9	43	2
Gerhke	14	254	18.1	48	0
Whalen	7	124	17.7	35	0
Turner, C.	7	65	9.3	17	1
Post	4	46	11.5	15	1
Mosier	3	36	12.0	19	0
Lynch	2	42	21.0	40	1
Bowdell	1	19	19.0	19	0
Van Heusen	1	10	10.0	10	0
Washington	1	0	0.0	0	0
Schnitzer	0	-11	-11.0	-11	0
<b>BRONCOS</b>	<b>175</b>	<b>2243</b>	<b>12.8</b>	<b>74</b>	<b>8</b>
<b>OPPONENTS</b>	<b>150</b>	<b>2420</b>	<b>16.1</b>	<b>77</b>	<b>18</b>

Interceptions	No.	Yds	Avg	Long	TD
Thompson	5	83	16.6	42	0
Forsberg	3	75	25.0	40	1
Myrtle	3	64	21.3	30	0
Greer	3	32	10.7	30	0
Gordon	2	21	10.5	21	0
Mitchell	2	0	0.0	0	0
Washington	1	8	8.0	8	0
Underwood	1	5	5.0	5	0
<b>BRONCOS</b>	<b>20</b>	<b>288</b>	<b>14.4</b>	<b>42</b>	<b>1</b>
<b>OPPONENTS</b>	<b>27</b>	<b>432</b>	<b>16.0</b>	<b>69</b>	<b>2</b>

Punting	No.	Yds	Avg	Lg	B
Van Heusen	76	3176	41.8	62	2
<b>OPPONENTS</b>	<b>67</b>	<b>3061</b>	<b>45.7</b>	<b>73</b>	<b>0</b>

Punt Returns	Ret	FC	Yds	Avg	Lg	TD
Thompson	29	4	274	9.4	28	0
Greer	11	0	46	4.2	14	0
Mitchell	0	1	0	0.0	0	0
<b>BRONCOS</b>	<b>41</b>	<b>4</b>	<b>320</b>	<b>7.8</b>	<b>28</b>	<b>0</b>
<b>OPPONENTS</b>	<b>45</b>	<b>14</b>	<b>468</b>	<b>10.4</b>	<b>74</b>	<b>0</b>

Kickoff Returns	No.	Yds	Avg	Lg	TD
Little	7	199	28.3	48	0
Anderson	8	187	23.4	33	0
Post	5	116	23.2	37	0
Thompson	5	105	21.0	24	0
Turner, C.	5	100	20.0	41	0
Montgomery, R.	4	80	20.0	34	0
Lynch	0	19	19.0	19	0
Forsberg	1	19	19.0	19	0
Dawkins	2	34	17.0	17	0
Crier	5	81	16.2	28	0
Bachman	2	20	10.0	13	0
<b>BRONCOS</b>	<b>44</b>	<b>960</b>	<b>21.8</b>	<b>48</b>	<b>0</b>
<b>OPPONENTS</b>	<b>43</b>	<b>1059</b>	<b>24.6</b>	<b>51</b>	<b>0</b>

SACKS: P. Smith 12, Alzado 8, Costa 6, Forsberg 4, R. Jackson 3.5, Campbell 2, Dornes 2, Underwood 2, Inman 2, Myrtle 1, Washington 1, Team 0.5. TOTAL: 44

Passing	Att.	Comp.	Yds.	Cmp.%	Yd/Att.	Tkd/Yds	TD	TD%	Int.	Int.%	LG
Ramsey	178	84	1120	47.2	6.29	13/105	5	2.8	13	7.3	-
Horn	173	89	1056	51.4	6.10	8/67	3	1.7	14	8.1	-
Anderson	3	1	48	33.3	16.00	1/6	0	0.0	0	0.0	-
Gerhke	2	1	19	50.0	9.50	0/0	0	0.0	0	0.0	-
Little	1	0	0	0.0	0.00	0/0	0	0.0	0	0.0	-
Van Heusen	1	0	0	0.0	0.00	0/0	0	0.0	0	0.0	-
<b>BRONCOS</b>	<b>358</b>	<b>175</b>	<b>2243</b>	<b>48.9</b>	<b>6.27</b>	<b>22/178</b>	<b>8</b>	<b>2.2</b>	<b>27</b>	<b>7.5</b>	<b>74</b>
<b>OPPONENTS</b>	<b>356</b>	<b>150</b>	<b>2420</b>	<b>42.1</b>	<b>5.78</b>	<b>44/435</b>	<b>18</b>	<b>5.1</b>	<b>20</b>	<b>5.6</b>	<b>-</b>

# 1972 FINAL STATISTICS (5-9)

Date	W/L	Score	Opponent	Attend.	RUSHING	No.	Yds.	Avg	Long	TD
Sept 17	W	30-17	Houston	51,656	Little	216	859	4.0	155	9
Sept 24	L	14-37	at San Diego	49,048	Anderson	72	319	4.4	40	1
Oct 1	L	24-45	Kansas City	51,656	Dawkins	56	243	4.4	19	2
Oct 8	L	10-21	at Cincinnati	55,812	Lynch	34	164	4.8	28	2
Oct 15	L	20-23	Minnesota	51,656	Van Heusen	3	76	25.3	166	1
Oct 22	W	23-27	at Oakland	53,551	Odums	5	72	14.4	27	0
Oct 29	L	20-27	Cleveland	51,656	Krieg	1	63	63.0	63	0
Nov 5	L	17-29	at N.Y. Giants	62,689	Ramsey	5	15	3.0	18	2
Nov 12	W	16-10	at Los Angeles	65,398	Moses	2	11	5.5	14	0
Nov 19	L	20-37	Oakland	51,656	Harrison	1	9	9.0	9	0
Nov 26	L	20-23	at Atlanta	58,850	OTHERS	14	7	5	0	0
Dec 3	L	21-24	at Kansas City	66,725	<b>BRONCOS</b>	<b>409</b>	<b>1838</b>	<b>4.5</b>	<b>166</b>	<b>17</b>
Dec 10	W	38-13	San Diego	51,478	<b>OPPONENTS</b>	<b>439</b>	<b>1668</b>	<b>3.8</b>	<b>51</b>	<b>15</b>
Dec 17	W	45-21	New England	51,656						

Team Statistics	Den	Opp
TOTAL FIRST DOWNS	237	251
Rushing	87	102
Passing	132	123
Penalty	18	26
Third-Down Efficiency	75/177	74/190
TOTAL NET YARDS	4472	3851
Avg. Per Game	319.4	275.1
Total Plays	831	876
Avg. Gain Per Play	5.4	4.4
NET YARDS RUSHING	1838	1668
Avg. Per Game	131.3	119.1
Total Rushes	409	439
Avg. Per Rush	4.5	3.8
NET YARDS PASSING	2634	2181
Avg. Per Game	188.1	155.9
Sacked/Yards Lost	38/286	41/357
Gross Yards	2900	2540
Att./Completions	384/201	397/206
Completion Pct.	52.3	51.9
Had Intercepted	23	10
PUNTS/AVERAGE	60/40.1	66/45.2
PUNT RETURNS/AVG	28/11.1	28/9.9
KICKOFF RETURNS/AVG	55/22.8	54/23.1
MISC. RETURNS/AVG	18/30	15/81
INTERCEPTIONS/RET.	10/10.9	23/19.2
PENALTIES/YARDS	89/827	83/784
FUMBLES/BALL LOST	25/11	27/12
TOTAL POINTS	325	350
Avg. Points per Game	23.2	25.0
Touchdowns	38	41
By Rushing	17	15
By Passing	19	19
By Returns	2	7
Field Goals	20/29	21/33
Conversions	37	39

Receiving	No.	Yds	Avg	Long	TD
Sherman	38	661	17.4	55	3
Little	28	366	13.1	40	4
Masters	25	393	15.7	27	3
Anderson	23	216	9.3	40	1
Odums	21	320	15.2	48	1
Dawkins	18	242	13.4	60	0
Simmons	17	235	13.8	135	2
Moses	15	224	15.0	33	5
Lynch	7	75	10.7	17	0
Krieg	4	99	24.8	37	0
Van Heusen	4	59	14.8	25	0
Turner, C.	1	10	10.0	10	0
<b>BRONCOS</b>	<b>201</b>	<b>2900</b>	<b>14.9</b>	<b>60</b>	<b>19</b>
<b>OPPONENTS</b>	<b>206</b>	<b>2540</b>	<b>12.3</b>	<b>157</b>	<b>17</b>

Interceptions	No.	Yds	Avg	Long	TD
Mitchell	3	27	9.0	27	0
Greer	2	18	9.0	17	0
Graham	2	10	5.0	7	0
Preece	1	30	30.0	30	0
Montgomery, R.	1	20	20.0	20	0
Thompson	1	4	4.0	4	0
<b>BRONCOS</b>	<b>10</b>	<b>109</b>	<b>10.9</b>	<b>30</b>	<b>0</b>
<b>OPPONENTS</b>	<b>23</b>	<b>441</b>	<b>19.2</b>	<b>161</b>	<b>6</b>

Punting	No.	Yds	Avg	Lg	B
Van Heusen	60	2408	40.1	60	1
<b>OPPONENTS</b>	<b>66</b>	<b>2980</b>	<b>45.2</b>	<b>69</b>	<b>0</b>

Punt Returns	Ret	FC	Yds	Avg	Lg	TD
Thompson	3	1	84	28.0	59	0
Greer	3	0	66	22.0	165	1
Sherman	10	5	89	8.9	18	0
Little	8	2	64	8.0	29	0
OTHERS	4	0	7	1.8	5	0
<b>BRONCOS</b>	<b>28</b>	<b>8</b>	<b>310</b>	<b>11.1</b>	<b>165</b>	<b>1</b>
<b>OPPONENTS</b>	<b>28</b>	<b>19</b>	<b>249</b>	<b>8.9</b>	<b>166</b>	<b>1</b>

Sherran	3	0	3	0	0/0	0/0	0	18	FIELD GOAL BREAKDOWN					
Anderson	2	1	1	0	0/0	0/0	0	12	Distance	1-19	20-29	30-39	40-49	50+
	2	2	0	0	0/0	0/0	0	12	Turner	6/6	2/3	6/6	6/11	0/1
Ramsey	2	0	2	0	0/0	0/0	0	12	OPP	4/4	5/5	4/7	7/14	1/3
Simmons	2	0	2	0	0/0	0/0	0	12						



# 1971 FINAL STATISTICS (4-9-1)

Date	W/L	Score	Opponent	Attend.	RUSHING	No.	Yds.	Avg	Long	TD
Sept 19	T	10-10	Miami	51,228	Little	284	1133	4.0	40	6
Sept 26	L	13-34	at Green Bay	47,957	Anderson	139	533	3.8	36	3
Oct 3	L	3-16	Kansas City	51,200	Lynch	26	162	6.2	23	0
Oct 10	L	16-27	Oakland	51,200	Masters	7	71	10.1	37	0
Oct 17	W	20-16	San Diego	51,200	Post	18	44	2.4	16	0
Oct 24	W	27-0	at Cleveland	75,674	Turner, C.	17	43	2.5	9	0
Oct 31	L	16-17	at Philadelphia	65,358	Harrison	5	36	7.2	16	0
Nov 7	L	20-24	Detroit	51,200	Mosier	4	31	7.8	29	0
Nov 14	L	10-24	Cincinnati	51,200	Horn	6	15	2.5	10	0
Nov 21	L	10-28	at Kansas City	49,945	Van Heusen	1	10	10.0	10	0
Nov 28	W	22-10	at Pittsburgh	39,710	Simmons	1	7	7.0	7	0
Dec 5	W	6-3	Chicago	51,200	Ramsey	3	6	2.0	6	0
Dec 12	L	17-45	at San Diego	44,347	Gerhke	1	2	2.0	2	0
Dec 19	L	13-21	at Oakland	54,651	<b>BRONCOS</b>	<b>512</b>	<b>2093</b>	<b>4.1</b>	<b>40</b>	<b>9</b>
					<b>OPPONENTS</b>	<b>426</b>	<b>1834</b>	<b>4.3</b>	<b>54</b>	<b>11</b>

Team Statistics	Den	Opp	RECEIVING	No.	Yds	Avg	Long	TD	
TOTAL FIRST DOWNS	217	206	Anderson	37	353	9.5	31	1	
Rushing	102	90	Masters	27	382	14.1	25	1	
Passing	105	91	Little	26	255	9.8	74	0	
Penalty	10	25	Simmons	25	403	16.1	47	1	
TOTAL NET YARDS	4158	3819	Harrison	19	265	13.9	43	2	
Avg. Per Game	297.0	272.9	Gehrke	14	254	18.1	48	0	
Total Plays	891	825	Whalen	7	124	17.7	35	0	
Avg. Gain Per Play	4.7	4.6	Turner, C.	7	65	9.3	17	1	
NET YARDS RUSHING	2093	1834	Post	4	46	11.5	15	1	
Avg. Per Game	149.5	131.0	Mosier	3	36	12.0	19	0	
Total Rushes	512	426	Lynch	2	42	21.0	40	1	
Avg. Per Rush	4.1	4.3	Bowdell	1	19	19.0	19	0	
NET YARDS PASSING	2065	1985	Van Heusen	1	10	10.0	10	0	
Avg. Per Game	147.5	141.8	Washington	1	0	0.0	0	0	
Sacked/Yards Lost	22/178	44/435	Schnitzer	0	-11	-11.0	-11	0	
Gross Yards	2243	2420	BRONCOS	175	2243	12.8	74	8	
Att./Completions	357/175	356/150	OPPONENTS	150	2420	16.1	77	18	
Completion Pct.	49.0	42.1							
Had Intercepted	27	20	INTERCEPTIONS	No.	Yds	Avg	Long	TD	
Avg. Gain per Attempt	5.4	5.0	Thompson	5	83	16.6	42	0	
Avg. Gain per Completion	12.8	16.1	Forsberg	3	75	25.0	40	1	
PUNTS/AVERAGE	76/41.8	67/45.7	Myrtle	3	64	21.3	30	0	
Had Blocked	2	0	Greer	3	32	10.7	30	0	
PUNT RETURNS	41/320	45/468	Gordon	2	21	10.5	21	0	
Avg. Per Return	7.8	10.4	Mitchell	2	0	0.0	0	0	
KICKOFF RETURNS	44/960	43/1059	Washington	1	8	8.0	8	0	
Avg. Per Return	21.8	24.6	Underwood	1	5	5.0	5	0	
INTERCEPTIONS/RET.	20/288	27/432	BRONCOS	20	288	14.4	42	1	
PENALTIES/YARDS	67/781	78/771	OPPONENTS	27	432	16.0	69	2	
FUMBLES/BALL LOST	25/12	36/20							
TOUCHDOWNS	18	32	PUNTING	No.	Yds	Avg	Lg	B	
Rushing	9	11	Van Heusen	76	3176	41.8	62	2	
Passing	8	18	OPPONENTS	67	3061	45.7	73	0	
Others (see individuals)	1	3							
POINTS AFTER TOUCHDOWN	18	32	PUNT RETURNS	Ret	FC	Yds	Avg	Lg	TD
FIELD GOALS	25/38	17/34	Thompson	29	4	274	9.4	28	0
Distance 1-19 20-29 30-39 40-59 50+			Greer	11	0	46	4.2	14	0
Hoffield 2/3 3/6 5/7 6/9 2/5			Mitchell	0	1	0	0.0	0	0
OPP 5/5 6/9 4/7 2/11 0/2			BRONCOS	41	4	320	7.8	28	0
			OPPONENTS	45	14	468	10.4	74	0

Score By Periods	1	2	3	4	OT	Total	KICKOFF RETURNS	No.	Yds	Avg	Lg	TD		
BRONCOS	39	62	32	70		203	Little	7	199	28.3	48	0		
OPPONENTS	54	74	86	61		275	Anderson	8	187	23.4	33	0		
							Post	5	116	23.2	37	0		
SCORING	TD	Ru	Pa	Rt	PAT	FG	S	TP	Thompson	5	105	21.0	24	0
Turner	0	0	0	0	18/18	25/38	0	93	Turner, C.	5	100	20.0	41	0
Little	6	6	0	0	0/0	0/0	0	36	Montgomery, R.	4	80	20.0	34	0
Anderson	4	3	1	0	0/0	0/0	0	24	Lynch	0	19	19.0	19	0
Harrison	2	0	2	0	0/0	0/0	0	12	Forsberg	1	19	19.0	19	0
Lynch	1	0	1	0	0/0	0/0	1	8	Dawkins	2	34	17.0	17	0
Post	1	0	1	0	0/0	0/0	0	6	Criter	5	81	16.2	28	0
Simmons	1	0	1	0	0/0	0/0	0	6	Bachman	2	20	10.0	13	0
Masters	1	0	1	0	0/0	0/0	0	6	BRONCOS	44	960	21.8	48	0
Forsberg	1	0	0	1	0/0	0/0	0	6	OPPONENTS	43	1059	24.6	51	0
Turner, C.	1	0	1	0	0/0	0/0	0	6						
BRONCOS	18	9	8	1	18/18	25/38	1	203	SACKS: P. Smith 12, Alzado 6, Costa 6, Forsberg 4, R.					
OPPONENTS	32	11	18	3	32/32	17/34	0	275	Jackson 3.5, Campbell 2, Dornes 2, Underwood 2					
									Irwin 2, Mufie 1, Washington 1 Team 0.5 TOTAL: 44					

PASSING	Att.	Comp.	Yds.	Cmp.%	Yd/Att.	Tkd/Yds	TD	TD%	Int.	Int.%	LG
Ramsey	178	84	1120	47.2	6.29	13/105	5	2.8	13	7.3	-
Horn	173	89	1056	51.4	6.10	8/67	3	1.7	14	8.1	-
Anderson	3	1	48	33.3	16.00	1/6	0	0.0	0	0.0	-
Gehrke	2	1	19	50.0	9.50	0/0	0	0.0	0	0.0	-
Little	1	0	0	0.0	0.00	0/0	0	0.0	0	0.0	-
Van Heusen	1	0	0	0.0	0.00	0/0	0	0.0	0	0.0	-
<b>BRONCOS</b>	<b>358</b>	<b>175</b>	<b>2243</b>	<b>48.9</b>	<b>6.27</b>	<b>22/178</b>	<b>8</b>	<b>2.2</b>	<b>27</b>	<b>7.5</b>	<b>74</b>
<b>OPPONENTS</b>	<b>356</b>	<b>150</b>	<b>2420</b>	<b>42.1</b>	<b>5.78</b>	<b>44/435</b>	<b>18</b>	<b>5.1</b>	<b>20</b>	<b>5.6</b>	<b>-</b>

# 1972 FINAL STATISTICS (5-9)

Date	W/L	Score	Opponent	Attend.	RUSHING	No.	Yds.	Avg	Long	TD
Sept 17	W	30-17	Houston	51,656	Little	216	859	4.0	155	9
Sept 24	L	14-37	at San Diego	49,048	Anderson	72	319	4.4	40	1
Oct 1	L	24-45	Kansas City	51,656	Dawkins	56	243	4.4	19	2
Oct 8	L	10-21	at Cincinnati	55,812	Lynch	34	164	4.8	28	2
Oct 15	L	20-23	Minnesota	51,656	Van Heusen	3	76	25.3	166	1
Oct 22	W	23-27	at Oakland	53,551	Odums	5	72	14.4	27	0
Oct 29	L	20-27	Cleveland	51,656	Krieg	1	63	63.0	63	0
Nov 5	L	17-29	at N.Y. Giants	62,689	Ramsey	5	15	3.0	18	2
Nov 12	W	16-10	at Los Angeles	65,398	Moses	2	11	5.5	14	0
Nov 19	L	20-37	Oakland	51,656	Harrison	1	9	9.0	9	0
Nov 26	L	20-23	at Atlanta	58,850	OTHERS	14	7	5	0	0
Dec 3	L	21-24	at Kansas City	66,725	<b>BRONCOS</b>	<b>409</b>	<b>1838</b>	<b>4.5</b>	<b>166</b>	<b>17</b>
Dec 10	W	38-13	San Diego	51,478	<b>OPPONENTS</b>	<b>439</b>	<b>1668</b>	<b>3.8</b>	<b>51</b>	<b>15</b>
Dec 17	W	45-21	New England	51,656	RECEIVING	No.	Yds	Avg	Long	TD

Team Statistics	Den	Opp	Sherman	38	661	17.4	55	3	
TOTAL FIRST DOWNS	237	251	Little	28	366	13.1	40	4	
Rushing	87	102	Masters	25	393	15.7	27	3	
Passing	132	123	Anderson	23	216	9.3	40	1	
Penalty	18	26	Odums	21	320	15.2	48	1	
Third-Down Efficiency	75/177	74/190	Dawkins	18	242	13.4	60	0	
TOTAL NET YARDS	4472	3851	Simmons	17	235	13.8	135	2	
Avg. Per Game	319.4	275.1	Moses	15	224	15.0	33	5	
Total Plays	831	876	Lynch	7	75	10.7	17	0	
Avg. Gain Per Play	5.4	4.4	Krieg	4	99	24.8	37	0	
NET YARDS RUSHING	1838	1668	Van Heusen	4	59	14.8	25	0	
Avg. Per Game	131.3	119.1	Turner, C.	1	10	10.0	10	0	
Total Rushes	409	439	BRONCOS	201	2900	14.9	60	19	
Avg. Per Rush	4.5	3.8	OPPONENTS	206	2540	12.3	157	19	
NET YARDS PASSING	2634	2181	INTERCEPTIONS	No.	Yds	Avg	Long	TD	
Avg. Per Game	188.1	155.9	Mitchell	3	27	9.0	27	0	
Sacked/Yards Lost	38/266	41/357	Greer	2	18	9.0	17	0	
Gross Yards	2900	2540	Graham	2	10	5.0	7	0	
Att./Completions	384/201	397/206	Preece	1	30	30.0	30	0	
Completion Pct.	52.3	51.9	Montgomery, R.	1	20	20.0	20	0	
Had Intercepted	23	10	Thompson	1	4	4.0	4	0	
PUNTS/AVERAGE	60/40.1	66/45.2	BRONCOS	10	109	10.9	30	0	
PUNT RETURNS/AVG	28/11.1	28/2.9	OPPONENTS	23	441	19.2	161	6	
KICKOFF RETURNS/AVG	55/22.8	54/23.1	PUNTING	No.	Yds	Avg	Lg	B	
MISC. RETURNS/AVG	18/30	15/81	Van Heusen	60	2408	40.1	60	1	
INTERCEPTIONS/RET.	10/10.9	23/19.2	OPPONENTS	66	2980	45.2	69	0	
PENALTIES/YARDS	89/827	83/784	PUNT RETURNS	Ret	FC	Yds	Avg	Lg	TD
FUMBLES/BALL LOST	25/11	27/12	Thompson	3	1	84	28.0	59	0
TOTAL POINTS	325	350	Greer	3	0	66	22.0	165	1
Avg. Points per Game	23.2	25.0	Sherman	10	5	89	8.9	18	0
Touchdowns	38	41	Little	8	2	64	8.0	29	0
By Rushing	17	15	OTHERS	4	0	7	1.8	5	0
By Passing	19	19	BRONCOS	28	8	310	11.1	165	1
By Returns	2	7	OPPONENTS	28	19	249	8.9	166	1
Field Goals	20/29	21/33	KICKOFF RETURNS	No.	Yds	Avg	Lg	TD	
Conversions	37	39	Montgomery, R.	29	756	26.1	194	1	

Score By Periods	1	2	3	4	OT	Total
BRONCOS	85	92	54	94		325
OPPONENTS	35	120	81	114		350

SCORING	TD	Ru	Pa	Ret	PAT	FG	S	TP
Turner	0	0	0	0	37/37	20/29	0	97
Little	13	9	4	0	0/0	0/0	0	78
Moses	5	0	5	0	0/0	0/0	0	30
Masters	3	0	3	0	0/0	0/0	0	18
Sherman	3	0	3	0	0/0	0/0	0	18
Anderson	2	1	1	0	0/0	0/0	0	12
Ramsey	2	2	0	0	0/0	0/0	0	12
Simmons	2	0	2	0	0/0	0/0	0	12
Dawkins	2	2	0	0	0/0	0/0	0	12

## 1973 FINAL STATISTICS (7-5-2)

Date	W/L	Score	Opponent	Attend.	RUSHING	No.	Yds.	Avg	Long	TD
Sept 16	W	28-10	Cincinnati	49,059	Little	256	979	3.8	47	12
Sept 23	L	34-36	San Francisco	51,706	Dawkins	160	706	4.4	72	2
Sept 30	L	14-33	Chicago	51,159	Armstrong	26	90	3.5	24	0
Oct 7	L	14-16	at Kansas City	71,414	Anderson	19	61	3.2	11	1
Oct 14	W	48-20	at Houston	32,801	Odoms	5	53	10.6	21	0
Oct 22	T	23-23	Oakland	51,270	Ross	5	21	4.2	8	0
Oct 28	W	40-28	at New York	55,108	Van Heusen	4	34	8.5	32	0
Nov 4	T	17-17	at St. Louis	46,565	Moses	3	25	8.3	8	1
Nov 11	W	30-19	San Diego	51,034	Johnson	7	-2	-3	0	0
Nov 18	W	23-13	at Pittsburgh	48,580	Simmons	1	-4	-4.0	-4	0
Nov 25	W	14-10	Kansas City	51,331	Masters	1	-9	-9.0	-9	0
Dec 2	L	10-22	Dallas	51,508	BRONCOS	487	1954	4.0	72	16
Dec 9	W	42-28	at San Diego	44,954	OPPONENTS	455	1795	4.0	30	14
Dec 16	L	17-21	at Oakland	51,910						

Team Statistics	Den	Opp
TOTAL FIRST DOWNS	253	239
Rushing	111	97
Passing	127	121
Penalty	15	21
Third-Down Efficiency	79/203	77/203
TOTAL NET YARDS	4473	4235
Avg. Per Game	319.5	302.5
Total Plays	893	872
Avg. Gain Per Play	5.0	4.9
NET YARDS RUSHING	1954	1795
Avg. Per Game	139.6	128.2
Total Rushes	487	455
Avg. Per Rush	4.0	4.0
NET YARDS PASSING	2519	2440
Avg. Per Game	179.9	174.3
Sacked/Yards Lost	27/187	36/326
Gross Yards	2706	2766
Att./Completions	378/196	417/202
Completion Pct.	51.9	48.4
Had Intercepted	20	14
PUNTS/AVERAGE	69/45.1	69/43.3
PUNT RETURNS/AVG	40/10.1	31/8.3
KICKOFF RETURNS/AVG	36/22.0	61/20.4
MISC. RETURNS/AVG	4/25	6/57
INTERCEPTIONS/RET.	14/15.7	20/16.6
PENALTIES/YARDS	83/745	84/837
FUMBLES/BALL LOST	21/9	26/16
TOTAL POINTS	354	296
Avg. Points per Game	25.2	21.1
Touchdowns	41	31
By Rushing	16	14
By Passing	22	15
By Returns	3	2
Field Goals	22/33	28/35
Conversions	40/41	30/31

Score By Periods	1	2	3	4	OT	Total
BRONCOS	79	83	80	112		354
OPPONENTS	57	98	72	69		296

SCORING	TD	Ru	Pa	Rt	PAT	FG	S	TP
Turner	0	0	0	0	40/41	22/33	0	106
Little	13	12	0	0	0/0	0/0	0	78
Moses	9	1	8	0	0/0	0/0	0	54
Odoms	7	0	7	0	0/0	0/0	0	42
Washington	3	0	3	0	0/0	0/0	0	18
Thompson	2	0	0	2	0/0	0/0	0	12
Dawkins	2	2	0	0	0/0	0/0	0	12
Anderson	1	1	0	0	0/0	0/0	0	6
Armstrong	1	0	1	0	0/0	0/0	0	6
Simmons	1	0	1	0	0/0	0/0	0	6
Van Heusen	1	0	1	0	0/0	0/0	0	6
Mitchell	1	0	0	1	0/0	0/0	0	6
Crier	0	0	0	0	0/0	0/0	1	2
BRONCOS	41	16	22	3	40/41	22/33	1	354
OPPONENTS	31	14	15	2	30/31	28/35	1	296

PASSING	Att.	Comp.	Yds.	Cmp.%	Yd/Att.	Tkd/Yds	TD	TD%	Int.	Int.%	LG	Rtg.
Johnson	346	184	2465	53.2	7.12	26/177	20	5.8	17	4.9	62	75.3
Ramsey	27	10	194	37.0	7.18	0/0	2	7.4	2	7.4	76	56.7
Anderson	3	2	47	66.6	15.73	0/0	0	0.0	0	0.0	0	150.0
Van Heusen	1	0	0	0.0	0.00	1/10	0	0.0	0	0.0	0	0.0
Turner	1	0	0	0.0	0.00	0/0	0	0.0	1	100.0	0	0.0
BRONCOS	378	196	2706	51.9	7.16	27/187	22	5.8	20	5.3	76	-
OPPONENTS	417	202	2766	48.4	6.63	36/326	16	3.8	14	3.4	80	-

## 1974 FINAL STATISTICS (7-6-1)

Date	W/L	Score	Opponent	Attend.	RUSHING	No.	Yds.	Avg	Long	TD
Sept 15	L	10-17	Los Angeles	56,981	Armstrong	263	1407	5.3	43	9
Sept 22	T	35-35	Pittsburgh (OT)	50,858	Keyworth	81	374	4.6	30	10
Sept 30	L	3-30	at Washington	54,395	Little	117	312	2.7	22	1
Oct 6	W	17-14	at Kansas City	67,298	Odoms	4	25	6.3	31	0
Oct 13	W	33-17	New Orleans	50,748	Hufnagel	2	22	11.0	18	0
Oct 20	W	27-7	San Diego	50,748	Moses	2	16	8.0	11	0
Oct 27	L	21-23	at Cleveland	60,478	Ross	3	8	2.7	7	0
Nov 3	L	17-28	Oakland	45,766	Stowe	1	1	1.0	1	0
Nov 10	W	17-6	at Baltimore	32,244	Van Heusen	1	-1	-1.0	-1	0
Nov 18	L	34-42	Kansas City	50,236	Lynch	3	-2	-7	1	0
Nov 24	W	20-17	at Oakland	51,224	Ramsey	5	-2	-4	1	0
Nov 28	W	31-27	at Detroit	51,157	Johnson	4	-3	-8	-1	0
Dec 6	W	37-14	Houston	46,942	BRONCOS	486	2157	4.4	43	20
Dec 15	L	0-17	at San Diego	35,756	OPPONENTS	487	1808	3.7	27	17

Team Statistics	Den	Opp
TOTAL FIRST DOWNS	258	265
Rushing	120	109
Passing	118	135
Penalty	20	21
Third-Down Efficiency	63/176	88/218
TOTAL NET YARDS	4485	4391
Avg. Per Game	320.4	313.6
Total Plays	861	945
Avg. Gain Per Play	5.2	4.6
NET YARDS RUSHING	2157	1808
Avg. Per Game	154.1	129.1
Total Rushes	486	487
Avg. Per Rush	4.4	3.7
NET YARDS PASSING	2328	2583
Avg. Per Game	166.3	184.5
Sacked/Yards Lost	45/332	32/222
Gross Yards	2660	2805
Att./Completions	329/184	426/237
Completion Pct.	55.9	55.6
Had Intercepted	17	22
PUNTS/AVERAGE	75/40.3	70/42.6
PUNT RETURNS/AVG	43/11.0	45/11.8
KICKOFF RETURNS/AVG	54/22.0	57/24.0
MISC. RETURNS/AVG	1/2	3/57
INTERCEPTIONS/RET.	22/14.0	17/17.9
PENALTIES/YARDS	76/832	78/585
FUMBLES/BALL LOST	23/13	25/11
TOTAL POINTS	302	294
Avg. Points per Game	21.6	21.0
Touchdowns	39	35
By Rushing	20	17
By Passing	18	14
By Returns	1	4
Field Goals	11/21	16/42
Conversions	35/39	34/35

Score By Periods	1	2	3	4	OT	Total
BRONCOS	80	80	91	51	0	302
OPPONENTS	65	88	73	68	0	294

SCORING	TD	Ru	Pa	Rt	PAT	FG	S	TP
Armstrong	12	9	3	0	0/0	0/0	0	72
Turner	0	0	0	0	35/39	11/21	0	68
Keyworth	10	10	0	0	0/0	0/0	0	60
Odoms	6	0	6	0	0/0	0/0	0	36
Van Heusen	4	0	4	0	0/0	0/0	0	24
Simmons	2	0	2	0	0/0	0/0	0	12
Moses	2	0	2	0	0/0	0/0	0	12
Thompson	1	0	0	1	0/0	0/0	0	6
Little	1	1	0	0	0/0	0/0	0	6
Stowe	1	0	1	0	0/0	0/0	0	6
BRONCOS	39	20	18	1	35/39	11/21	0	302
OPPONENTS	35	17	14	4	16/42	34/35	0	294

PASSING	Att.	Comp.	Yds.	Cmp.%	Yd/Att.	Tkd/Yds	TD	TD%	Int.	Int.%	LG	Rtg.
Johnson	244	136	1969	55.6	8.07	35/270	13	5.3	9	3.7	173	84.3
Ramsey	74	41	580	55.4	7.84	9/55	5	6.8	7	9.5	143	64.0
Hufnagel	10	6	70	60.0	7.00	1/7	0	0.0	1	14.3	28	41.7
Van Heusen	1	1	41	100.0	41.00	0/0	0	0.0	0	0.0	41	120.0
BRONCOS	329	184	2660	55.9	8.09	45/332	18	5.5	17	5.2	173	-
OPPONENTS	426	237	2805	55.6	6.58	32/222	14	3.3	22	5.2	161	-

SACKS: Alzado 13, Chavous 9, T. Jackson 4, Duranko 1, Grant 1, May 1, E. Smith 1, Simone 1, Pitts 1. TOTAL: 32



# 1975 FINAL STATISTICS (6-8)

Date	W/L	Score	Opponent	Attend.	RUSHING	No.	Yds.	Avg	Long	TD
Sept 21	W	37-33	Kansas City	51,858	Keyworth	182	725	4.0	34	3
Sept 29	W	23-13	Green Bay	52,491	Little	125	445	3.6	19	2
Oct 5	L	14-38	at Buffalo	79,798	Lynch	57	218	3.8	20	3
Oct 12	L	9-20	at Pittsburgh	49,164	Armstrong	31	155	5.0	33	0
Oct 19	W	16-15	Cleveland	52,540	Ross	42	121	2.9	21	0
Oct 26	L	13-26	at Kansas City	70,043	Upchurch	16	97	6.1	15	1
Nov 2	L	17-42	Oakland	52,330	Dolbin	5	72	14.4	25	0
Nov 9	L	16-17	Cincinnati	49,702	Hufnagel	8	47	5.9	13	0
Nov 16	W	27-17	at San Diego	26,048	Ramsey	6	38	6.3	17	0
Nov 23	L	21-35	at Atlanta	28,686	Odoms	5	27	5.4	12	0
Nov 30	W	13-10	San Diego (OT)	44,982	Van Heusen	2	26	13.0	24	0
Dec 6	L	10-17	at Oakland	51,075	Johnson	10	21	2.1	13	0
Dec 14	W	25-10	Philadelphia	36,860	Frankowiak	1	1	1.0	1	0
Dec 20	L	13-14	at Miami	43,064	<b>BRONCOS</b>	<b>490</b>	<b>1993</b>	<b>4.1</b>	<b>34</b>	<b>9</b>
					<b>OPPONENTS</b>	<b>526</b>	<b>1974</b>	<b>3.8</b>	<b>6.5</b>	<b>19</b>

Team Statistics	Den	Opp	RECEIVING	No.	Yds.	Avg	Long	TD
TOTAL FIRST DOWNS	268	247	Keyworth	42	314	7.5	19	1
Rushing	109	121	Odoms	40	544	13.6	43	3
Passing	137	104	Moses	29	505	17.4	33	2
Penalty	22	22	Little	29	308	10.6	166	2
Third-Down Efficiency	84/212	76/209	Dolbin	22	421	19.1	41	3
TOTAL NET YARDS	4534	4006	Upchurch	18	436	24.2	190	2
Avg. Per Game	323.9	286.1	Van Heusen	15	246	16.4	28	1
Total Plays	964	901	Ross	7	89	9.9	30	0
Avg. Gain Per Play	4.7	4.4	Lynch	6	33	5.5	19	1
NET YARDS RUSHING	1993	1974	Brown	1	14	14.0	14	0
Avg. Per Game	142.4	141.0	Armstrong	1	10	10.0	10	0
Total Rushes	490	526	<b>BRONCOS</b>	<b>210</b>	<b>2900</b>	<b>13.8</b>	<b>190</b>	<b>15</b>
Avg. Per Rush	4.1	3.8	<b>OPPONENTS</b>	<b>181</b>	<b>2245</b>	<b>12.4</b>	<b>69</b>	<b>14</b>

Team Statistics	Den	Opp	INTERCEPTIONS	No.	Yds.	Avg	Long	TD
TOTAL FIRST DOWNS	268	247	Gradihar	3	77	25.7	44	1
Rushing	109	121	Thompson	2	97	48.5	49	0
Passing	137	104	Thomas	2	66	33.0	36	0
Penalty	22	22	Wright	2	9	4.5	9	0
Third-Down Efficiency	84/212	76/209	Jackson	2	0	0.0	0	0
TOTAL NET YARDS	4534	4006	O'Malley	1	38	38.0	0	0
Avg. Per Game	323.9	286.1	Swenson	1	4	4.0	4	0
Total Plays	964	901	Rowser	1	2	2.0	2	0
Avg. Gain Per Play	4.7	4.4	May	1	0	0.0	0	0
NET YARDS RUSHING	1993	1974	Jones	1	0	0.0	0	0
Avg. Per Game	142.4	141.0	<b>BRONCOS</b>	<b>16</b>	<b>293</b>	<b>18.3</b>	<b>49</b>	<b>1</b>
Total Rushes	490	526	<b>OPPONENTS</b>	<b>34</b>	<b>447</b>	<b>13.1</b>	<b>41</b>	<b>1</b>
Avg. Per Rush	4.1	3.8						

Team Statistics	Den	Opp	PUNTING	No.	Yds.	Avg	Lg	B
TOTAL FIRST DOWNS	268	247	Van Heusen	63	2510	39.8	64	0
Rushing	109	121	<b>OPPONENTS</b>	<b>76</b>	<b>3200</b>	<b>42.1</b>	<b>60</b>	<b>0</b>
Passing	137	104						
Penalty	22	22						
Third-Down Efficiency	84/212	76/209						
TOTAL NET YARDS	4534	4006						
Avg. Per Game	323.9	286.1						
Total Plays	964	901						
Avg. Gain Per Play	4.7	4.4						
NET YARDS RUSHING	1993	1974						
Avg. Per Game	142.4	141.0						
Total Rushes	490	526						
Avg. Per Rush	4.1	3.8						

Score By Periods	1	2	3	4	OT	Total
BRONCOS	36	86	41	88	3	254
OPPONENTS	54	81	88	84	0	307

SCORING	TD	Ru	Pa	Rt	PAT	FG	S	TP
Turner	0	0	0	0	23/28	21/29	0	86
Keyworth	4	3	1	0	0/0	0/0	0	24
Dolbin	4	0	3	1	0/0	0/0	0	24
Little	4	2	2	0	0/0	0/0	0	24
Lynch	4	3	1	0	0/0	0/0	0	24
Odoms	4	0	3	1	0/0	0/0	0	24
Upchurch	3	1	2	0	0/0	0/0	0	18
Moses	2	0	2	0	0/0	0/0	0	12
Van Heusen	1	0	1	0	0/0	0/0	0	6
Gradihar	1	0	0	1	0/0	0/0	0	6
Smith	1	0	0	1	0/0	0/0	0	6
<b>BRONCOS</b>	<b>28</b>	<b>9</b>	<b>15</b>	<b>4</b>	<b>23/28</b>	<b>21/29</b>	<b>0</b>	<b>254</b>
<b>OPPONENTS</b>	<b>35</b>	<b>19</b>	<b>14</b>	<b>2</b>	<b>34/35</b>	<b>21/28</b>	<b>0</b>	<b>307</b>

PASSING	Att.	Comp.	Yds.	Cmp.%	Yd/Att.	Tkd/Yds	TD	TD%	Int.	Int.%	LG	Rtg.
Ramsey	233	128	1562	54.9	6.70	23/187	9	3.8	14	6.0	166	63.4
Johnson	142	65	1021	45.8	7.19	10/79	5	3.5	12	8.5	190	45.4
Hufnagel	51	16	287	31.4	5.62	13/84	1	2.0	8	15.7	80	18.8
Van Heusen	1	1	30	100.0	30.00	0/0	0	0.0	0	0.0	30	119.0
BRONCOS	427	210	2900	49.2	6.79	47/359	15	3.5	34	8.0	190	-
OPPONENTS	348	181	2245	52.5	6.45	27/213	14	4.0	16	4.6	69	-

SACKS: Alzado 7, P. Smith 4.5, Chavous 4.5, Gradihar 3, T. Jackson 3, Carter 2, Grant 2, Olsen 1. TOTAL: 27

# 1976 FINAL STATISTICS (9-5)

Date	W/L	Score	Opponent	Attend.	Kick	31	114	3.7	19	1
Sept 12	L	7-17	at Cincinnati	53,464	Upchurch	6	71	11.8	25	1
Sept 19	W	46-3	N.Y. Jets	62,519	Ramsey	13	51	3.9	15	0
Sept 26	W	44-13	Cleveland	62,758	Odoms	3	36	12.0	115	2
Oct 3	W	26-0	San Diego	62,486	Frankowiak	12	25	2.1	7	0
Oct 10	L	3-17	at Houston	47,928	Van Heusen	1	20	20.0	20	0
Oct 17	L	10-17	Oakland	63,241	Dolbin	2	5	2.5	8	0
Oct 24	W	35-26	at Kansas City	57,961	Penrose	2	-3	-1.5	-1	0
Oct 31	L	6-19	at Oakland	52,169	Moses	1	-4	-4.0	-4	0
Nov 7	W	48-13	Tampa Bay	62,503	<b>BRONCOS</b>	<b>500</b>	<b>1932</b>	<b>3.9</b>	<b>31</b>	<b>14</b>
Nov 14	W	17-0	at San Diego	32,017	<b>OPPONENTS</b>	<b>495</b>	<b>1709</b>	<b>3.5</b>	<b>26</b>	<b>14</b>
Nov 21	W	14-13	N.Y. Giants	62,961						
Nov 28	L	14-38	at New England	61,128						
Dec 5	W	17-16	Kansas City	57,995						
Dec 12	W	28-14	at Chicago	44,459						

Team Statistics	Den	Opp	RECEIVING	No.	Yds.	Avg	Long	TD
TOTAL FIRST DOWNS	239	222	Armstrong	39	457	11.7	136	1
Rushing	106	90	Odoms	30	477	15.9	47	3
Passing	114	104	Moses	25	498	19.9	171	7
Penalty	19	28	Keyworth	22	201	9.1	31	1
Third-Down Efficiency	69/193	73/222	Dolbin	19	354	18.6	40	1
TOTAL NET YARDS	4136	3735	Upchurch	12	340	28.3	159	1
Avg. Per Game	295.4	266.8	Kick	10	78	7.8	19	1
Total Plays	901	903	Frankowiak	4	42	10.5	11	0
Avg. Gain Per Play	4.6	4.1	Perrin	4	35	8.8	15	0
NET YARDS RUSHING	1932	1709	Schultz	2	29	14.5	16	0
Avg. Per Game	138.0	122.1	Lyons	1	-1	-1.0	-1	0
Total Rushes	500	495	<b>BRONCOS</b>	<b>168</b>	<b>2510</b>	<b>14.9</b>	<b>171</b>	<b>15</b>
Avg. Per Rush	3.9	3.5	<b>OPPONENTS</b>	<b>214</b>	<b>2268</b>	<b>10.6</b>	<b>58</b>	<b>8</b>
NET YARDS PASSING	2204	2026						
Avg. Per Game	157.4	144.7						
Sacked/Yards Lost	48/306	32/242						
Gross Yards	2510	2268						
Att./Completions	353/168	391/214						
Completion Pct.	47.6	54.7						
Had Intercepted	22	24						

Team Statistics	Den	Opp	INTERCEPTIONS	No.	Yds.	Avg	Long	TD
TOTAL FIRST DOWNS	239	222	Jackson	7	136	19.4	146	1
Rushing	106	90	Rowser	4	104	26.0	141	2
Passing	114	104	Foley	4	95	23.8	34	0
Penalty	19	28	Gradihar	3	44	14.7	131	1
Third-Down Efficiency	69/193	73/222	Swenson	2	31	15.5	26	0
TOTAL NET YARDS	4136	3735	Jones	2	7	3.5	7	0
Avg. Per Game	295.4	266.8	Rizzo	1	8	8.0	8	0
Total Plays	901	903	Politi	1	0	0.0	0	0
Avg. Gain Per Play	4.6	4.1	Wright	0	*32	0.0	0	0
NET YARDS RUSHING	1932	1709						
Avg. Per Game	138.0	122.1						
Total Rushes	500	495						
Avg. Per Rush	3.9	3.5						
NET YARDS PASSING	2204	2026						
Avg. Per Game	157.4	144.7						
Sacked/Yards Lost	48/306	32/242						
Gross Yards	2510	2268						
Att./Completions	353/168	391/214						
Completion Pct.	47.6	54.7						
Had Intercepted	22	24						

NET PUNTING AVG	29.9	28.5	BRONCOS	22	457	19.0	65	4	
PUNT RETURNS/AVG	51/21.5	43/8.7	OPPONENTS	28	260	11.8	38	0	
KICKOFF RETURNS/AVG	46/23.4	50/24.1							
MISC. RETURNS/AVG	12/5	8/0.9	PUNTING	No.	Yds	Avg	TB	in20	Lg
INTERCEPTIONS/RET.	24/19.0	22/11.8	Weese	52	1852	35.6	1	5	55
PENALTIES/YARDS	105/986	88/715	Van Heusen	31	1093	35.3	2	4	52
FUMBLES/BALL LOST	23/12	23/13	BRONCOS	84	2945	35.1	3	9	55
TOUCHDOWNS	39	25	OPPONENTS	91	3391	37.3	8	23	64

## 1977 FINAL STATISTICS (12-2)

Date	W/L	Score	Opponent	Attend.	RUSHING	No.	Yds.	Avg	Long	TD
Sept 18	W	7-0	St. Louis	75,002	Armstrong	130	489	3.8	35	4
Sept 25	W	26-6	Buffalo	74,737	Perrin	110	456	4.1	62	3
Oct 2	W	24-13	at Seattle	53,108	Lytle	104	408	3.9	21	1
Oct 9	W	23-7	Kansas City	74,718	Keyworth	83	311	3.7	16	1
Oct 16	W	30-7	at Oakland	53,616	Jensen	40	143	3.6	12	1
Oct 23	W	24-13	at Cincinnati	54,395	Morton	31	125	4.0	15	4
Oct 30	L	14-24	Oakland	75,007	Weese	11	56	5.1	21	1
Nov 6	W	21-7	Pittsburgh	74,967	Penrose	4	24	6.0	17	0
Nov 13	W	17-14	at San Diego	45,211	Upchurch	1	19	19.0	119	1
Nov 20	W	14-7	at Kansas City	54,050	Dolbin	2	12	6.0	14	0
Nov 27	W	27-13	Baltimore	74,939	Kick	1	1	1.0	1	0
Dec 4	W	24-14	at Houston	46,875	Dilts	1	0	0.0	0	0
Dec 11	W	17-9	San Diego	74,905	Moses	5	-1	-2	8	0
Dec 18	L	6-14	at Dallas	63,752	<b>BRONCOS</b>	<b>523</b>	<b>2043</b>	<b>3.9</b>	<b>62</b>	<b>16</b>
					<b>OPPONENTS</b>	<b>470</b>	<b>1530</b>	<b>3.3</b>	<b>65</b>	<b>5</b>

Team Statistics	Den	Opp	RECEIVING	No.	Yds	Avg	Long	TD	
TOTAL FIRST DOWNS	223	217	Odums	37	429	11.6	33	3	
Rushing	101	77	Moses	27	539	20.0	35	4	
Passing	107	123	Dolbin	26	443	17.0	181	3	
Penalty	15	17	Armstrong	18	128	7.1	20	0	
Third-Down Made/Att.	72/210	71/221	Lytle	17	198	11.6	147	1	
Third-Down Efficiency	34%	32%	Upchurch	12	245	20.4	45	2	
TOTAL NET YARDS	3906	3774	Keyworth	11	48	4.4	14	0	
Avg. Per Game	279.0	269.6	Perrin	6	106	17.8	141	1	
Total Plays	887	941	Jensen	4	63	15.8	34	0	
Avg. Gain Per Play	4.4	4.0	Egloff	2	27	13.5	20	0	
NET YARDS RUSHING	2043	1530	Kick	2	14	7.0	11	0	
Avg. Per Game	145.9	109.3	Turner	1	25	25.0	25	1	
Total Rushes	523	470	BRONCOS	163	2265	13.9	181	15	
Avg. Per Rush	3.9	3.3	OPPONENTS	235	2556	10.0	51	9	
NET YARDS PASSING	1863	2244	INTERCEPTIONS	No.	Yds	Avg	Long	TD	
Avg. Per Game	133.1	160.3	Thompson	5	122	24.4	38	0	
Sacked/Yards Lost	50/402	35/312	Jackson, T.	4	95	23.8	173	1	
Gross Yards	2265	2556	Wright	3	128	42.7	59	1	
Att./Completions	314/163	426/235	Gradyshar	3	56	18.7	28	0	
Completion Pct.	51.9	55.2	Rizzo	3	49	16.3	38	0	
Had Intercepted	12	25	Foley	3	22	7.3	11	0	
PUNTS/AVERAGE	91/39.2	95/40.7	Jackson, B.	1	13	13.0	13	0	
NET PUNTING AVG	33.7	31.3	Smith	1	6	6.0	6	0	
PUNT RETURNS/AVG	58/12.3	54/7.4	Evans	1	0	0.0	0	0	
KICKOFF RETURNS/AVG	34/21.5	50/21.7	Swenson	1	0	0.0	0	0	
INTERCEPTIONS/RET.	25/19.6	12/14.3	BRONCOS	25	491	19.6	173	2	
PENALTIES/YARDS	91/883	97/718	OPPONENTS	12	172	14.3	29	0	
FUMBLES/BALL LOST	28/15	27/14	PUNTING	No.	Yds	Avg	TB	in20	Lg
TOUCHDOWNS	34	18	Dilts	90	3525	39.2	5	20	63
Rushing	16	5	Weese	1	38	38.0	0	0	38
Passing	15	11	BRONCOS	91	3563	39.2	5	20	63
Returns	3	2	OPPONENTS	95	3868	40.7	9	13	74
EXTRA POINTS/ATTEMPTS	31/34	16/18	PUNT RETURNS	Ret	FC	Yds	Avg	Lg	TD
FIELD GOALS/ATTEMPTS	13/19	8/22	Upchurch	1	6	653	12.8	187	1
TOTAL POINTS	274	148	Schultz	1	0	11	11.0	11	0
			Pane	6	2	48	8.0	14	0
			BRONCOS	58	8	712	12.3	187	1
			OPPONENTS	54	8	397	7.4	29	0

Score By Periods	1	2	3	4	OT	Total
BRONCOS	68	72	60	74		274
OPPONENTS	45	46	40	17		148

SCORING	TD	Ru	Pa	Rt	PAT	FG	S	TP
Turner	1	0	1	0	31/34	13/19	0	76
Armstrong	4	4	0	0	0/0	0/0	0	24
Moses	4	0	4	0	0/0	0/0	0	24
Morton	4	4	0	0	0/0	0/0	0	24
Perrin	4	3	1	0	0/0	0/0	0	24
Upchurch	4	1	2	1	0/0	0/0	0	24
Dolbin	3	0	3	0	0/0	0/0	0	18
Odums	3	0	3	0	0/0	0/0	0	18
Lytle	2	1	1	0	0/0	0/0	0	12
Wright	1	0	0	1	0/0	0/0	0	6
Keyworth	1	1	0	0	0/0	0/0	0	6
Jensen	1	1	0	0	0/0	0/0	0	6
Weese	1	1	0	0	0/0	0/0	0	6
Jackson	1	0	0	1	0/0	0/0	0	6
<b>BRONCOS</b>	<b>34</b>	<b>16</b>	<b>15</b>	<b>3</b>	<b>31/34</b>	<b>13/19</b>	<b>0</b>	<b>274</b>
<b>OPPONENTS</b>	<b>18</b>	<b>5</b>	<b>11</b>	<b>2</b>	<b>16/18</b>	<b>8/22</b>	<b>0</b>	<b>148</b>

SACKS:	Alzado 8, Chavous 8, Carter 6, T. Jackson 4, Manor 4, Gradyshar 3, Swenson 2, Rizzo 1, Thompson 1. TOTAL: 37
--------	--

PASSING	Att.	Comp.	Yds.	Cmp.%	Yd./Att.	TD	TD%	Int.	Int.%	LG	Tkd/Yds	Rtg.
Morton	254	131	1929	51.6	7.59	14	5.5	8	3.1	181	43/338	82.1
Penrose	40	21	217	52.5	5.43	0	0.0	4	10.0	35	5/49	28.9
Weese	20	11	119	55.0	5.95	1	5.0	0	0.0	31	2/15	89.4
<b>BRONCOS</b>	<b>314</b>	<b>163</b>	<b>2265</b>	<b>51.9</b>	<b>7.21</b>	<b>15</b>	<b>4.8</b>	<b>12</b>	<b>3.8</b>	<b>181</b>	<b>50/402</b>	<b>75.6</b>
<b>OPPONENTS</b>	<b>426</b>	<b>235</b>	<b>2556</b>	<b>55.2</b>	<b>6.00</b>	<b>11</b>	<b>2.6</b>	<b>25</b>	<b>5.9</b>	<b>51</b>	<b>35/312</b>	<b>57.2</b>

## 1978 FINAL STATISTICS (10-6)

Date	W/L	Score	Opponent	Attend.	LYTLE	No.	Yds.	Avg	Long	TD
Sept 3	W	14-6	Oakland	74,904	Lyle	81	341	4.2	25	2
Sept 11	L	9-12	at Minnesota (OT)	46,508	Preston	66	296	4.5	16	1
Sept 17	W	27-14	San Diego	74,983	Morton	17	71	4.2	12	0
Sept 24	W	23-17	at Kansas City (OT)	60,593	Weese	17	48	2.8	8	1
Oct 1	W	28-7	Seattle	74,989	Upchurch	5	31	6.2	11	0
Oct 8	L	0-23	at San Diego	50,077	Foley	1	14	14.0	14	0
Oct 16	W	16-7	Chicago	75,008	Odums	2	5	2.5	7	0
Oct 22	L	6-7	at Baltimore	54,057	Penrose	1	0	0.0	0	0
Oct 29	W	20-17	at Seattle (OT)	62,948	<b>BRONCOS</b>	<b>601</b>	<b>2451</b>	<b>4.0</b>	<b>47</b>	<b>15</b>
Nov 5	L	28-31	N.Y. Jets	74,983	<b>OPPONENTS</b>	<b>549</b>	<b>1979</b>	<b>3.6</b>	<b>76</b>	<b>12</b>
Nov 12	W	19-7	at Cleveland	70,856	RECEIVING	No.	Yds.	Avg	Long	TD
Nov 19	W	16-3	Green Bay	74,965	Odums	54	829	15.4	142	6
Nov 23	L	14-17	at Detroit	71,785	Moses	37	744	20.1	42	5
Dec 3	W	21-6	at Oakland	53,932	Dolbin	24	284	11.8	21	0
Dec 10	W	24-3	Kansas City	74,149	Preston	24	199	8.3	21	1
Dec 16	L	17-21	Pittsburgh	74,104	Keyworth	21	166	7.9	20	1

Team Statistics	Den	Opp	Openburn	17	210	12.4	129	1
TOTAL FIRST DOWNS	294	251	Armstrong	12	98	8.2	19	1
Rushing	129	106	Perrin	10	54	5.4	13	1
Passing	137	120	Canada	6	37	6.2	12	0
Penalty	28	25	Lytle	6	37	6.2	10	0
Third-Down Made/Att.	81/226	88/249	Egloff	4	33	8.3	15	1
Third-Down Efficiency	36%	35%	Kinney	1	23	23.0	23	0
TOTAL NET YARDS	4829	4448	Turner	1	-4	-4.0	-4	0
Avg. Per Game	301.6	278.0	<b>BRONCOS</b>	<b>217</b>	<b>2710</b>	<b>12.4</b>	<b>42</b>	<b>17</b>
			<b>OPPONENTS</b>	<b>246</b>	<b>2712</b>	<b>11.0</b>	<b>175</b>	<b>9</b>

Score By Periods	1	2	3	4	OT	Total
BRONCOS	58	55	71	89	9	282
OPPONENTS	44	75	50	26	3	198

Penalties/Yards	32/1097	114/894	Punting	No.	Yds	Avg	TB	In20	Lg	B			
Fumbles/Ball Lost	28/17	26/13	Diffs	96	3494	36.4	6	23	73	3			
Touchdowns	36	21	Opponents	66	3510	40.8	15	14	60	2			
Rushing	15	12	Punt Returns	Ret	FC	Yds	Avg	Lg	TD				
Passing	17	9	Upchurch	36	2	493	13.7	175	1				
Returns	4	0	Preston	10	0	68	6.8	12	3	0			
Total Points	282	198	West	3	2	20	6.7	12	0				
			Thompson	1	0	3	3.0	3	0				
Score By Periods	1	2	3	4	OT	Total	Pane	1	0	-2	-2.0	1	0
BRONCOS	58	55	71	89	9	282	BRONCOS	51	4	582	11.4	175	1
OPPONENTS	44	75	50	26	3	198	OPPONENTS	47	21	226	4.8	55	0



## 1979 FINAL STATISTICS (10-6)

Date	W/L	Score	Opponent	Attend.	Keyworth	81	323	4.0	17	1
Sept 2	W	10-0	Cincinnati	74,788	Preston	43	169	3.9	18	1
Sept 6	L	9-13	Los Angeles	74,884	Canada	36	143	4.0	17	0
Sept 16	W	20-17	at Atlanta (OT)	57,677	Weese	18	116	6.4	20	3
Sept 23	W	37-34	Seattle	74,879	Prestridge	1	29	29.0	29	0
Sept 30	L	3-27	at Oakland	52,632	Morton	22	17	0.8	7	1
Oct 7	W	7-0	San Diego	74,997	Upchurch	3	17	5.7	18	0
Oct 14	W	24-10	at Kansas City	74,292	Dixon	3	9	3.0	7	0
Oct 22	L	7-42	at Pittsburgh	49,699	Odoms	1	-7	-7.0	-7	0
Oct 28	W	20-3	Kansas City	74,908	<b>BRONCOS</b>	<b>524</b>	<b>2040</b>	<b>3.8</b>	<b>30</b>	<b>13</b>
Nov 4	W	10-3	New Orleans	74,482	<b>OPPONENTS</b>	<b>502</b>	<b>1693</b>	<b>3.4</b>	<b>72</b>	<b>16</b>
Nov 11	W	45-10	New England	74,379	<b>RECEIVING</b>	<b>No.</b>	<b>Yds</b>	<b>Avg</b>	<b>Long</b>	<b>TD</b>
Nov 18	W	38-28	at San Francisco	42,910	Upchurch	64	937	14.6	47	7
Nov 25	L	10-14	Oakland	74,186	Moses	54	943	17.5	164	6
Dec 2	W	19-16	at Buffalo	37,886	Odoms	40	638	16.0	45	1
Dec 8	L	23-28	at Seattle	60,038	Jensen	19	144	7.6	125	1
Dec 17	L	7-17	at San Diego	51,906	Preston	19	137	7.2	19	1

Team Statistics	Den	Opp
TOTAL FIRST DOWNS	306	273
Rushing	130	100
Passing	149	146
Penalty	27	27
Third-Down Made/Att.	77/222	95/248
Third-Down Efficiency	35%	38%
TOTAL NET YARDS	5142	4852
Avg. Per Game	321.4	303.3
Total Plays	1044	1033
Avg. Gain Per Play	4.9	4.7
NET YARDS RUSHING	2040	1963
Avg. Per Game	127.5	105.8
Total Rushes	524	502
NET YARDS PASSING	3102	3159
Avg. Per Game	193.9	197.4
Sacked/Yards Lost	44/331	19/162
Gross Yards	3433	3321
Att./Completions	476/260	512/296
Completion Pct.	55%	58%
Had Intercepted	23	19
PUNTS/AVERAGE	89/39.9	88/42.1
NET PUNTING AVG	33.0	34.1
PENALTIES/YARDS	116/1005	118/1033
FUMBLES/BALL LOST	35/18	30/19
TOUCHDOWNS	36	31
Rushing	13	16
Passing	18	11
Returns	5	4
TOTAL POINTS	289	262

Score By Periods	1	2	3	4	OT	Total
BRONCOS	64	83	99	40	3	289
OPPONENTS	37	107	44	74	0	262

SCORING	TD	Ru	Pa	Rt	PAT	FG	S	TP
Turner	0	0	0	0	32/34	13/21	0	71
Upchurch	7	0	0	0	0/0	0/0	0	42
Moses	6	0	6	0	0/0	0/0	0	36
Lytle	4	4	0	0	0/0	0/0	0	24
Weese	3	3	0	0	0/0	0/0	0	18
Armstrong	3	2	1	0	0/0	0/0	0	18
Preston	2	1	1	0	0/0	0/0	0	12
Jensen	2	1	1	0	0/0	0/0	0	12
Morton	1	1	0	0	0/0	0/0	0	6
Keyworth	1	1	0	0	0/0	0/0	0	6
Odoms	1	0	1	0	0/0	0/0	0	6
Studdard	1	0	0	1	0/0	0/0	0	6
Naime	1	0	0	1	0/0	0/0	0	6
Thompson	1	0	0	1	0/0	0/0	0	6
Wright	1	0	0	1	0/0	0/0	0	6
Carier	1	0	0	1	0/0	0/0	0	6
BRONCOS	36	13	18	5	32/34	13/21	1	289
OPPONENTS	31	16	11	4	31/31	15/26	0	262

RUSHING	No.	Yds.	Avg	Long	TD
Armstrong	108	453	4.2	26	2
Jensen	106	400	3.8	30	1
Lytle	102	371	3.6	19	4

PASSING	Att.	Comp.	Yds.	Cmp.%	Yd./Att.	TD	TD%	Int.	Int.%	LG	Tkd/Yds	Rtg.
Morton	370	204	2626	55.1	7.10	16	4.3	19	5.1	164	31/245	70.8
Weese	97	53	731	54.6	7.54	1	1.0	3	3.1	50	13/88	69.4
Penrose	5	2	44	40.0	8.80	0	0.0	1	20.0	29	0/0	70.3
Keyworth	1	1	32	100.0	32.00	1	100.0	0	0.0	132	0/0	158.3
Preston	1	0	0	0.0	0.00	0	0.0	0	0.0	0	0/0	39.5
Upchurch	1	0	0	0.0	0.00	0	0.0	0	0.0	0	0/0	39.5
Prestridge	1	0	0	0.0	0.00	0	0.0	0	0.0	0	0/0	39.5
BRONCOS	391	217	2710	55.5	6.93	17	4.3	17	4.3	142	48/332	73.6
OPPONENTS	438	246	2712	56.2	6.19	9	2.1	31	7.1	175	30/243	52.1

RECEIVING	No.	Yds	Avg	Long	TD
Upchurch	64	937	14.6	47	7
Moses	54	943	17.5	164	6
Odoms	40	638	16.0	45	1
Jensen	19	144	7.6	125	1
Preston	19	137	7.2	19	1
Keyworth	18	132	7.3	18	0
Armstrong	14	138	9.9	17	1
Lytle	13	93	7.2	12	0
Watson	6	83	13.8	22	0
Egloff	5	70	14.0	22	0
Dolbin	3	74	24.7	45	0
Canada	3	36	12.0	15	0
Turner	1	6	6.0	6	0
Studdard	1	2	2.0	12	1
BRONCOS	260	3433	13.2	164	18
OPPONENTS	296	3321	11.2	65	11

INTERCEPTIONS	No.	Yds	Avg	Long	TD
Foley	6	14	2.3	7	0
Thompson	4	57	14.3	28	0
Swenson	3	0	0.0	0	0
Rizzo	2	25	12.5	25	0
Wright	2	20	10.0	15	0
Jackson, T.	1	34	34.0	34	0
West	1	26	26.0	26	0
Jackson, B.	0	13	-	-	0
BRONCOS	19	189	9.9	34	0
OPPONENTS	23	291	12.7	150	1

\*return yardage gained by lateral

PUNTING	No.	Yds	Avg	TB	in20	Lg	B
Prestridge	89	3555	39.9	7	17	63	0
OPPONENTS	87	3705	42.6	15	20	62	0

PUNT RETURNS	Ret	FC	Yds	Avg	Lg	TD
Upchurch	30	5	304	10.1	44	0
Preston	7	1	78	11.1	22	0
Pane	5	3	20	4.0	10	0
West	1	0	-1	-1.0	-1	0
BRONCOS	43	9	401	9.3	44	0
OPPONENTS	52	11	480	9.2	33	0

KICKOFF RETURNS	No.	Yds	Avg	Lg	TD
Pane	18	354	19.7	30	0
Preston	13	336	25.8	37	0
Upchurch	5	79	15.8	26	0
Jackson, B.	4	53	13.3	21	0
Dixon	3	53	17.7	24	0
Canada	3	31	10.3	18	0
Grant	1	25	25.0	25	0
Armstrong	1	21	21.0	21	0
Kinney	1	14	14.0	14	0
Egloff	1	0	0.0	0	0
BRONCOS	50	966	19.3	37	0
OPPONENTS	57	1173	20.6	185	1

FIELD GOAL BREAKDOWN	Distance	1-19	20-29	30-39	40-49	50+	Total
Turner	1/1	7/9	4/8	1/3	0/0	0/2	13/21
OPP	0/0	9/10	4/7	2/8	0/1	15/26	
Turner (37N,37G) (1) (24G,32N,24G) (27G) (32N, 19G) (1) (28G,40B) (1) (1) (27G,37N) (49G) (32G) (30G) (23G,22N,28N,32G) (41N,29G) (1)							

SACKS: Manor 6.5, Chavous 4, T. Jackson 3.5, Evans 1.5, Latimer 1, Radford 1, Thompson 1, Grant 1. TOTAL: 19

## 1980 FINAL STATISTICS (8-8)

Date	W/L	Score	Opponent	Attend.	RUSHING	No.	Yds.	Avg	Long	TD
Sept 7	L	6-27	at Philadelphia	70,307	Jensen	101	476	4.7	32	2
Sept 14	W	41-20	Dallas	74,919	Armstrong	106	470	4.4	20	4
Sept 21	L	13-30	San Diego	74,970	Preston	111	385	3.5	19	4
Sept 29	L	14-23	at New England	59,802	Lytle	57	223	3.9	35	1
Oct 5	W	19-16	at Cleveland	81,065	Keyworth	38	127	3.3	14	1
Oct 13	W	20-17	Washington	74,857	McCutcheon	12	52	4.3	12	0
Oct 19	L	17-23	Kansas City	74,459	Upchurch	5	49	9.8	21	0
Oct 26	W	14-9	at N.Y. Giants	74,459	Robinson	21	47	2.2	22	3
Nov 2	L	16-20	Houston	74,717	Morton	21	29	1.4	9	1
Nov 9	W	20-13	at San Diego	51,435	Moorehead	2	7	3.5	4	0
Nov 16	W	31-24	N.Y. Jets	72,114	Knappe	6	0	0.0	0	0
Nov 23	W	36-20	Seattle	73,274	<b>BRONCOS</b>	<b>480</b>	<b>1865</b>	<b>3.9</b>	<b>35</b>	<b>16</b>
Dec 1	L	3-9	at Oakland	51,583	<b>OPPONENTS</b>	<b>554</b>	<b>2117</b>	<b>3.8</b>	<b>55</b>	<b>10</b>
Dec 7	L	14-31	at Kansas City	40,237	<b>RECEIVING</b>	<b>No.</b>	<b>Yds</b>	<b>Avg</b>	<b>Long</b>	<b>TD</b>
Dec 14	L	21-24	Oakland	73,974	Jensen	49	377	7.7	28	1
Dec 21	W	25-17	at Seattle	51,853	Upchurch	46	605	13.2	35	3

Team Statistics	Den	Opp
TOTAL FIRST DOWNS	286	303
Rushing	107	125
Passing	158	158
Penalty	21	20
Third-Down Made/Att.	84/223	91/228
Third-Down Efficiency	38%	40%
TOTAL NET YARDS	4642	5242
Avg. Per Game	290.1	327.6
Total Plays	992	1043
Avg. Gain Per Play	4.7	5.0
NET YARDS RUSHING	1865	2117
Avg. Per Game	116.6	132.3
Total Rushes	480	554
NET YARDS PASSING	2777	3125
Avg. Per Game	173.6	195.3
Sacked/Yards Lost	44/330	39/324
Gross Yards	3107	3449
Att./Completions	457/262	449/270
Completion Pct.	56%	60%
Had Intercepted	25	16
Average Per Pass Play	5.4	6.4
PUNTS/AVERAGE	70/43.9	70/41.6
NET PUNTING AVG	35.9	34.1
TOTAL RETURN YARDAGE	2041	2021
Punt Returns/Average	42/9.7	52/8.5
Kickoff Returns/Average	62/20.8	55/21.6
Intercept. Ret./Average	16/21.4	25/15.6
PENALTIES/YARDS	93/899	101/850
FUMBLES/BALL LOST	26/13	26/12
TOUCHDOWNS	33	34
Rushing	16	10
Passing	14	20
Returns	3	4
Extra Points Made/Attempts	32/33	32/34
Field Goals Made/Attempts	26/34	29/40
TOTAL POINTS	310	323

Score By Periods	1	2	3	4	OT	Total
BRONCOS	63	90	86	71	-	310
OPPONENTS	39	158	38	88	-	323

Score By Period	1	2	3	4	OT	Total		
BRONCOS	63	90	86	71	-	310		
OPPONENTS	39	158	38	88	-	323		
<b>SCORING</b>								
Steinfart	0	0	0	0	32/33	26/34	0	110
Odoms	6	0	6	0	0/0	0/0	0	36
Moses	4	0	4	0	0/0	0/0	0	24
Preston	4	4	0	0	0/0	0/0	0	24
Armstrong	4	4	0	0	0/0	0/0	0	24
Robinson	3	3	0	0	0/0	0/0	0	18
Upchurch	3	0	3	0	0/0	0/0	0	18
Jensen	3	2	1	0	0/0	0/0	0	18
Lyle	1	1	0	0	0/0	0/0	0	6
Marion	1	1	0	0	0/0	0/0	0	6
Gradihar	1	0	1	0	0/0	0/0	0	6
Latimer	1	0	1	0	0/0	0/0	0	6
Keyworth	1	1	0	0	0/0	0/0	0	6
Thompson	1	0	1	0	0/0	0/0	0	6
Jones	0	0	0	0	0/0	0/0	1	2
BRONCOS	33	16	14	3	32/33	26/34	1	310
OPPONENTS	34	10	20	4	32/34	29/40	0	323

# 1981 FINAL STATISTICS (10-6)

Date	W/L	Score	Opponent	Attend.	RUSHING	No.	Yds.	Avg	Long	TD
Sept 6	W	9-7	Oakland	74,796	Parros	176	749	4.3	25	2
Sept 13	L	10-13	at Seattle	58,513	Preston	183	640	3.5	23	3
Sept 20	W	28-10	Baltimore	74,804	Reed	68	156	2.3	10	0
Sept 27	W	42-24	San Diego	74,844	Canada	33	113	3.4	11	3
Oct 4	W	17-0	at Oakland	51,035	Lytte	30	106	3.5	18	4
Oct 11	W	27-21	Detroit	74,816	Upchurch	5	56	11.2	37	0
Oct 18	L	14-28	at Kansas City	74,672	DeBerg	9	40	4.4	11	0
Oct 25	L	7-9	at Buffalo	77,757	Morton	8	18	2.3	5	0
Nov 2	W	19-17	Minnesota	74,834	Wright	1	11	11.0	11	0
Nov 8	W	23-20	Cleveland (OT)	74,859	Watson	2	6	3.0	6	0
Nov 15	W	24-7	at Tampa Bay	64,518	<b>BRONCOS</b>	<b>515</b>	<b>1895</b>	<b>3.7</b>	<b>37</b>	<b>12</b>
Nov 22	L	21-38	at Cincinnati	57,207	<b>OPPONENTS</b>	<b>467</b>	<b>1992</b>	<b>4.3</b>	<b>182</b>	<b>17</b>
Nov 29	L	17-34	at San Diego	51,533						
Dec 6	W	16-13	Kansas City	74,744						
Dec 13	W	23-13	Seattle	74,527						
Dec 20	L	24-35	at Chicago	40,125						

Team Statistics	Den	Opp
TOTAL FIRST DOWNS	306	268
Rushing	91	103
Passing	181	142
Penalty	34	23
Third-Down Made/Att.	88/230	74/219
Third-Down Efficiency	37%	34%
TOTAL NET YARDS	5426	4860
Avg. Per Game	339.1	303.8
Total Plays	1062	999
Avg. Gain Per Play	5.1	4.9
NET YARDS RUSHING	1895	1992
Avg. Per Game	118.4	124.5
Total Rushes	515	467
Avg. Per Rush	3.7	4.3
NET YARDS PASSING	3531	2868
Avg. Per Game	220.7	179.3
Sacked/Yards Lost	61/461	36/295
Gross Yards	3992	3163
Att./Completions	485/289	497/267
Completion Pct.	60%	54%
Had Intercepted	21	23
Average per Pass. Play	6.5	5.4
PUNTS/AVERAGE	86/40.4	88/43.1
NET PUNTING AVG	34.8	36.0
TOTAL RETURN YARDAGE	1584	1800
Punt Returns/Average	51/8.6	46/8.4
Kickoff Returns/Average	47/17.0	47/21.4
Intercept. Ret./Average	23/14.9	21/19.3
PENALTIES/YARDS	99/832	104/949
FUMBLES/BALL LOST	26/16	36/23
TOUCHDOWNS	39	35
Rushing	12	17
Passing	27	13
Returns	0	5
Extra Points Made/Attempts	36/38	34/35
Field Goals Made/Attempts	17/30	15/27
TOTAL POINTS	321	289

RECEIVING	No.	Yds	Avg	Long	TD
Watson	60	1244	20.7	195	13
Preston	52	507	9.8	37	0
Odums	38	516	13.6	28	5
Reed	34	317	9.3	33	0
Upchurch	32	550	17.2	63	3
Parros	25	216	8.6	26	1
Egloff	17	231	13.6	40	1
Moses	15	246	16.4	30	1
Lytte	6	47	7.8	14	0
Manning	3	49	16.3	34	0
Canada	3	37	12.3	20	1
Wright	3	22	7.3	14	1
Studdard	1	10	10.0	10	0
<b>BRONCOS</b>	<b>289</b>	<b>3992</b>	<b>13.8</b>	<b>195</b>	<b>27</b>
<b>OPPONENTS</b>	<b>267</b>	<b>3169</b>	<b>11.9</b>	<b>165</b>	<b>13</b>

INTERCEPTIONS	No.	Yds	Avg	Long	TD
Foley	5	81	16.2	24	0
Gradishar	4	38	9.5	16	0
Thompson	4	14	3.5	14	0
Swenson	3	53	17.7	32	0
Kyle	2	40	20.0	40	0
Harden	2	34	17.0	38	0
Smith	1	65	65.0	65	0
Manor	1	16	16.0	16	0
Evans	1	1	1.0	1	0
<b>BRONCOS</b>	<b>23</b>	<b>342</b>	<b>14.9</b>	<b>65</b>	<b>0</b>
<b>OPPONENTS</b>	<b>21</b>	<b>405</b>	<b>19.3</b>	<b>169</b>	<b>4</b>

PUNTING	No.	Yds	Avg	TB	in20	Lg	B
Prestridge	86	3478	40.4	5	20	67	0
<b>OPPONENTS</b>	<b>87</b>	<b>3789</b>	<b>43.6</b>	<b>9</b>	<b>18</b>	<b>71</b>	<b>1</b>

PUNT RETURNS	Ret	FC	Yds	Avg	Lg	TD
Manning	41	4	378	9.2	39	0
Upchurch	9	1	63	7.0	15	0
Kyle	1	0	0	0.0	0	0
<b>BRONCOS</b>	<b>51</b>	<b>5</b>	<b>441</b>	<b>8.6</b>	<b>39</b>	<b>0</b>
<b>OPPONENTS</b>	<b>46</b>	<b>17</b>	<b>388</b>	<b>8.4</b>	<b>26</b>	<b>0</b>

KICKOFF RETURNS	No.	Yds	Avg	Lg	TD
Manning	26	514	19.8	31	0
Harden	11	178	16.2	23	0
Lytte	5	80	16.0	24	0
Canada	2	19	9.5	13	0
Egloff	1	7	7.0	7	0
Ryan	1	2	2.0	2	0
Preston	1	1	1.0	1	0
<b>BRONCOS</b>	<b>47</b>	<b>801</b>	<b>17.0</b>	<b>31</b>	<b>0</b>
<b>OPPONENTS</b>	<b>47</b>	<b>1007</b>	<b>21.4</b>	<b>46</b>	<b>0</b>

FIELD GOAL BREAKDOWN	Distance	1-19	20-29	30-39	40-49	50+	Total
Steinfort	0/0	6/9	5/11	6/8	0/2	17/30	30
OPP	0/0	5/6	4/6	5/11	1/4	15/27	25

SACKS:	Jones 9.5,	Chavous 4,	Manor 4,	Carter 3,	Swenson 3,	Latimer 2.5,	Evans 2,	Boyd 1,	Gradishar 1,	Thompson 1,	Wright 1.	TOTAL:	32
--------	------------	------------	----------	-----------	------------	--------------	----------	---------	--------------	-------------	-----------	--------	----

PASSING	Att.	Comp.	Yds.	Cmp.%	Yd./Att.	TD	TD%	Int.	Int.%	LG	Tkd/Yds	Rtg.
Morton	376	225	3195	59.8	8.50	21	5.6	14	3.7	195	54/394	90.5
DeBerg	108	64	797	59.3	7.38	6	5.6	6	5.6	44	7/67	77.5
Reed	1	0	0	0.0	0.00	0	0.0	0	0.0	0	0/0	0.0
<b>BRONCOS</b>	<b>485</b>	<b>289</b>	<b>3992</b>	<b>59.6</b>	<b>8.23</b>	<b>27</b>	<b>5.6</b>	<b>21</b>	<b>4.3</b>	<b>195</b>	<b>61/461</b>	<b>86.7</b>
<b>OPPONENTS</b>	<b>497</b>	<b>267</b>	<b>3163</b>	<b>53.7</b>	<b>6.36</b>	<b>13</b>	<b>2.6</b>	<b>23</b>	<b>4.6</b>	<b>165</b>	<b>36/295</b>	<b>62.8</b>

# 1982 FINAL STATISTICS (2-7)

Date	W/L	Score	Opponent	Attend.	RUSHING	No.	Yds.	Avg	Long	TD
Sept 12	L	3-23	San Diego	73,564	Willhite	70	347	5.0	23	2
Sept 19	W	24-21	San Francisco	73,899	Parros	77	277	3.6	14	1
Sept 26			at New Orleans	Cancelled	Winder	67	259	3.9	18	1
Oct 3			Pittsburgh	Cancelled	Preston	19	81	4.3	13	0
Oct 10			at N.Y. Jets	Cancelled	Poole	7	36	5.1	20	0
Oct 17			at Houston	Cancelled	DeBerg	8	27	3.4	16	1
Oct 24			Oakland	Cancelled	Hermann	3	7	2.3	16	1
Oct 31			Buffalo	Cancelled	Lytte	2	2	1.0	2	0
Nov 7			at Seattle	Resched. Jan. 2	Watson	1	-4	-4.0	-4	0
Nov 14			at Kansas City	Cancelled	Wright	1	-4	-4.0	-4	0
Nov 21	L	10-17	Seattle	73,816	Upchurch	2	-10	-5.0	-3	0
Nov 28	L	20-30	at San Diego	47,829	<b>BRONCOS</b>	<b>257</b>	<b>1018</b>	<b>4.0</b>	<b>23</b>	<b>6</b>
Dec 5	L	27-34	Atlanta	73,984	<b>OPPONENTS</b>	<b>293</b>	<b>935</b>	<b>3.2</b>	<b>46</b>	<b>8</b>
Dec 12	W	27-24	at L.A. Rams	49,112						
Dec 19	L	16-37	Kansas City	74,192						
Dec 26	L	10-27	at L.A. Raiders	44,160						
Jan 2	L	11-13	at Seattle	43,145						

Team Statistics	Den	Opp
TOTAL FIRST DOWNS	170	176
Rushing	52	53
Passing	103	104
Penalty	15	19
Third-Down Made/Att.	43/121	48/132
Third-Down Efficiency	36%	36%
TOTAL NET YARDS	2837	3169
Avg. Per Game	315.2	352.1
Total Plays	592	616
Avg. Gain Per Play	4.8	5.1
NET YARDS RUSHING	1018	935
Avg. Per Game	113.1	103.9
Total Rushes	257	293
Avg. Per Rush	4.0	3.2
NET YARDS PASSING	1819	2234
Avg. Per Game	202.1	248.2
Sacked/Yards Lost	24/200	16/116
Gross Yards	2019	2350
Att./Completions	311/181	307/172
Completion Pct.	58%	58%
Had Intercepted	19	12
Average per Pass. Play	5.4	6.9
PUNTS/AVERAGE	45/45.0	42/39.4
NET PUNTING AVG	37.8	31.1
TOTAL RETURN YARDAGE	1229	1199
Punt Returns/Average	21/14.5	25/9.1
Kickoff Returns/Average	40/20.5	26/20.8
Intercept. Ret./Average	54/51.6	63/57.1
PENALTIES/YARDS	54/51.6	63/57.1
FUMBLES/BALL LOST	24/17	17/7
TOUCHDOWNS	16	25
Rushing	6	8
Passing	8	14
Returns	2	3
Extra Points Made/Attempts	15/16	25/25
Field Goals Made/Attempts	11/13	17/24
TOTAL POINTS	148	226

INTERCEPTIONS	No.	Yds	Avg	Long	TD
Kyle	3	26	8.7	14	0
Wilson	2	22	11.0	16	0
Wright	2	18	9.0	18	0
Harden	2	3	1.5	3	0
Smith	1	29	29.0	29	0
Jackson	1	8	8.0	8	0
Thomas	1	0	0.0	0	0
<b>BRONCOS</b>	<b>12</b>	<b>106</b>	<b>8.8</b>	<b>29</b>	<b>0</b>
<b>OPPONENTS</b>	<b>19</b>	<b>431</b>	<b>22.7</b>	<b>60</b>	<b>3</b>

PUNTING	No.	Yds	Avg	TB	in20	Lg	B
Prestridge	45	2026	45.0	5	14	65	-
<b>OPPONENTS</b>	<b>40</b>	<b>1653</b>	<b>41.3</b>	<b>2</b>	<b>9</b>	<b>80</b>	<b>2</b>

PUNT RETURNS	Ret	FC	Yds	Avg	Lg	TD
Upchurch	15	3	242	16.1	178	2
Willhite	6	4	63	10.5	23	0
<b>BRONCOS</b>	<b>21</b>	<b>7</b>	<b>305</b>	<b>14.5</b>	<b>178</b>	<b>2</b>
<b>OPPONENTS</b>	<b>25</b>	<b>3</b>	<b>227</b>	<b>9.1</b>	<b>25</b>	<b>0</b>

KICKOFF RETURNS	No.	Yds	Avg	Lg	TD
Willhite	17	337	19.8	26	0
Manning	15	346	23.1	34	0
Wilson	6	123	20.5	30	0
Jacker	1	12	12.0	12	0
Poole	1	0	0.0	0	0
<b>BRONCOS</b>	<b>40</b>	<b>818</b>	<b>20.5</b>	<b>34</b>	<b>0</b>
<b>OPPONENTS</b>	<b>26</b>	<b>541</b>	<b>20.8</b>	<b>68</b>	<b>0</b>

FIELD GOAL BREAKDOWN	Distance	1-19	20-29	30-39	40-49	50+	Total
Karis	2/2	3/3	3/4	3/4	0/0	11/13	19
OPP	3/3	4/6	3/4	4/5	3/6	17/24	24

SACKS:	Chavous 5,	Gradishar 2,	Jones 2,	Manor 2,	D. Smith 2,	T. Jackson 1,	Latimer 1,	Wright 1.	TOTAL:	16
--------	------------	--------------	----------	----------	-------------	---------------	------------	-----------	--------	----

PASSING	Att.	Comp.	Yds.	Cmp.%	Yd./Att.	TD	TD%	Int.	Int.%	LG	Tkd/Yds	Rtg.
DeBerg	223	131	1405	58.7	6.30	7	3.1	11	4.9	151	16/130	67.1
Hermann	60	32	421	53.3	7.02	1	1.7	4	6.7	39	4/48	53.4
Morton	26	18	193	69.2	7.42	0	0.0	3	11.5	20	3/19	51.0
Willhite	2	0	0	0.0	0.00	0	0.0	1	50.0	0	0/0	0.0



## 1983 FINAL STATISTICS (9-7)

Date	W/L	Score	Opponent	Attend.
Sept 4	W	14-10	at Pittsburgh	58,233
Sept 11	W	17-10	at Baltimore	52,613
Sept 18	L	10-13	Philadelphia	74,202
Sept 25	L	7-22	L.A. Raiders	74,289
Oct 2	L	14-31	at Chicago	58,210
Oct 9	W	26-14	at Houston	58,210
Oct 16	W	24-17	Cincinnati	74,305
Oct 23	W	14-6	San Diego	74,581
Oct 30	W	27-24	Kansas City	74,640
Nov 6	L	19-27	at Seattle	61,189
Nov 13	L	20-22	at L.A. Raiders	51,945
Nov 20	W	38-27	Seattle	74,710
Nov 27	L	7-31	at San Diego	43,650
Dec 4	W	27-6	Cleveland	70,912
Dec 11	W	21-19	Baltimore	74,854
Dec 18	L	17-48	at Kansas City	11,377

Team Statistics	Den	Opp
TOTAL FIRST DOWNS	292	321
Rushing	99	119
Passing	155	185
Penalty	38	17
Third-Down Made/Att.	68/213	92/235
Third-Down Efficiency	32%	39%
TOTAL NET YARDS	4811	5609
Avg. Per Game	300.7	350.6
Total Plays	1025	1099
Avg. Gain Per Play	4.7	5.1
NET YARDS RUSHING	1784	1938
Avg. Per Game	111.5	121.1
Total Rushes	471	509
Avg. Per Rush	3.8	3.8
NET YARDS PASSING	3027	3671
Avg. Per Game	189.2	229.4
Sacked/Yards Lost	55/439	38/317
Gross Yards	3466	3988
Att./Completions	499/254	552/307
Completion Pct.	50.9%	55.6%
Had Intercepted	22	27
Avg. per Pass Play	5.5	6.2
PUNTS/AVERAGE	87/41.6	77/44.2
NET PUNTING AVG	34.0	36.2
TOTAL RETURN YARDAGE	1852	1629
Punt Returns/Average	38/11.1	55/9.5
Kickoff Returns/Average	56/19.2	46/17.9
Intercept. Ret./Average	27/13.1	22/12.8
PENALTIES/YARDS	100/804	138/1097
FUMBLES/BALL LOST	34/19	46/20
TOUCHDOWNS	34	36
Rushing	15	14
Passing	17	18
Returns	2	4
Extra Points Made/Attempts	33/34	34/35
Field Goals Made/Attempts	21/25	25/33
TOTAL POINTS	302	327

Score By Periods	1	2	3	4	OT	Total
BRONCOS	41	80	39	142		302
OPPONENTS	85	87	76	79		327

SCORING	TD	Ru	Pa	Rt	PAT	FG	S	TP
Karlis	0	0	0	0	33/34	21/25	0	96
Watson	6	0	5	0	0/0	0/0	0	30
Poole	4	4	0	0	0/0	0/0	0	24
Willhite	4	3	1	0	0/0	0/0	0	24
Parros	3	1	2	0	0/0	0/0	0	18
Sampson	3	0	3	0	0/0	0/0	0	18
Winder	3	3	0	0	0/0	0/0	0	18
Egloff	2	0	2	0	0/0	0/0	0	12
Preston	2	1	1	0	0/0	0/0	0	12
Upchurch	2	0	2	0	0/0	0/0	0	12
Chavous	1	0	0	1	0/0	0/0	0	6
DeBerg	1	1	0	0	0/0	0/0	0	6
Elway	1	1	0	0	0/0	0/0	0	6
Kubiak	1	1	0	0	0/0	0/0	0	6
Myles	1	0	1	0	0/0	0/0	0	6

PASSING	Att.	Comp.	Yds.	Cmp.%	Yd/Att.	TD	TD%	Int.	Int.%	LG	Tkd/Yds	Rtg.
DeBerg	215	119	1617	55.3	7.52	9	4.2	7	3.3	54	25/201	79.7
Kubiak	22	12	186	54.5	8.45	1	4.5	1	4.5	178	2/20	78.9
Elway	259	123	1663	47.5	6.42	7	2.7	14	5.4	149	28/218	54.9
Willhite	1	0	0	0.0	0.00	0	0.0	0	0.0	0	0/0	39.5
Upchurch	2	0	0	0.0	0.00	0	0.0	0	0.0	0	0/0	39.5
BRONCOS	499	254	3466	50.9	6.95	17	3.4	22	4.4	178	55/439	66.4
OPPONENTS	552	307	3990	55.6	7.23	18	3.3	27	4.9	172	38/317	69.0

Thomas	1	0	0	1	0/0	0/0	0	6
Jones	0	0	0	0	0/0	0/0	1	2
BRONCOS	34	15	17	2	33/34	21/25	1	302
OPPONENTS	36	14	18	4	34/36	25/33	0	327

RUSHING	No.	Yds.	Avg	Long	TD
Winder	196	757	3.9	52	3
Poole	81	246	3.0	19	4
Preston	57	222	3.9	26	1
Willhite	43	188	4.4	124	3
Elway	28	146	5.2	23	1
Parros	30	96	3.2	13	1
Myles	8	52	6.5	16	0
DeBerg	13	28	2.2	11	1
Upchurch	6	19	3.2	9	0
Kubiak	4	17	4.3	8	1
Watson	3	17	5.7	10	0
Prestridge	1	7	7.0	7	0
Wright, J.	1	-11	-11.0	-11	0
BRONCOS	471	1784	3.8	52	15
OPPONENTS	509	1938	3.8	29	14

RECEIVING	No.	Yds.	Avg	Long	TD
Watson	59	1133	19.2	178	5
Upchurch	40	639	16.0	40	2
Winder	23	150	6.5	17	0
Egloff	20	205	10.3	32	2
Poole	20	184	9.2	23	0
Preston	17	137	8.1	25	1
Willhite	14	153	10.9	126	1
Wright, J.	13	134	10.3	23	0
Thomas	12	182	15.2	44	0
Parros	12	126	10.5	133	2
Sampson	10	200	20.0	149	3
Myles	7	119	17.0	33	1
Odums	4	62	15.5	21	0
Sawyer	3	42	14.0	17	0
BRONCOS	254	3466	13.6	178	17
OPPONENTS	307	3988	13.0	172	18

INTERCEPTIONS	No.	Yds.	Avg	Long	TD
Wright, L.	6	50	8.3	34	0
Wilson	5	91	18.2	36	0
Foley	5	28	5.6	16	0
Harden	4	127	31.8	48	0
Smith	4	39	9.8	23	0
Jackson, R.	1	15	15.0	15	0
Gradishar	1	5	5.0	5	0
Jackson, T.	1	0	0.0	0	0
BRONCOS	27	355	13.1	48	0
OPPONENTS	22	281	12.8	58	3

PUNTING	No.	Yds.	Avg	TB	In20	Lg	B
Prestridge	87	3620	41.6	7	19	60	-
OPPONENTS	77	3406	44.2	10	18	68	-

PUNT RETURNS	Ret	FC	Yds	Avg	Lg	TD
Thomas	33	9	368	11.2	170	1
Upchurch	4	1	52	13.0	17	0
Wright, L.	1	0	0	0.0	0	0
BRONCOS	38	10	420	11.1	170	1
OPPONENTS	55	8	524	9.5	34	0

KICKOFF RETURNS	No.	Yds	Avg	Lg	TD
Thomas	28	573	20.5	42	0
Wilson	24	485	20.2	32	0
Studdard	2	8	4.0	8	0
Harden	1	9	9.0	9	0
Jackson, T.	1	2	2.0	2	0
BRONCOS	56	1077	19.2	42	0
OPPONENTS	46	824	17.9	42	0

FIELD GOAL BREAKDOWN	Distance	1-19	20-29	30-39	40-49	50+	Total
Karlis	0/0	7/8	7/9	6/7	1/1	21/25	
OPP	2/2	8/9	6/8	7/8	2/6	25/33	

SACKS: T. Jackson 5.5, D. Smith 5, Chavous 4.5, Jones 4, Manor 3, Gradishar 2.5, Mecklenburg 2, Bowyer 2, Busick 2, Woodard 2, Carter 1, R. Jackson 1, Wright 1, Latimer 0.5. TOTAL: 36
---

PASSING	Att.	Comp.	Yds.	Cmp.%	Yd/Att.	TD	TD%	Int.	Int.%	LG	Tkd/Yds	Rtg.
DeBerg	215	119	1617	55.3	7.52	9	4.2	7	3.3	54	25/201	79.7
Kubiak	22	12	186	54.5	8.45	1	4.5	1	4.5	178	2/20	78.9
Elway	259	123	1663	47.5	6.42	7	2.7	14	5.4	149	28/218	54.9
Willhite	1	0	0	0.0	0.00	0	0.0	0	0.0	0	0/0	39.5
Upchurch	2	0	0	0.0	0.00	0	0.0	0	0.0	0	0/0	39.5
BRONCOS	499	254	3466	50.9	6.95	17	3.4	22	4.4	178	55/439	66.4
OPPONENTS	552	307	3990	55.6	7.23	18	3.3	27	4.9	172	38/317	69.0

## 1984 FINAL STATISTICS (13-3)

Date	W/L	Score	Opponent	Attend.
Sept 2	W	20-17	Cincinnati	74,178
Sept 9	L	0-27	at Chicago	54,335
Sept 16	W	24-14	at Cleveland	61,980
Sept 23	W	21-0	Kansas City	74,263
Sept 30	W	16-13	L.A. Raiders	74,833
Oct 7	W	28-7	at Detroit	55,836
Oct 15	W	17-14	Green Bay	62,546
Oct 21	W	37-7	at Buffalo	31,204
Oct 28	W	22-19	at L.A. Raiders (OT)	91,020
Nov 4	W	26-19	New England	74,908
Nov 11	W	16-13	at San Diego	53,162
Nov 18	W	42-21	Minnesota	74,716
Nov 25	L	24-27	Seattle	74,922
Dec 2	L	13-16	at Kansas City	38,434
Dec 9	W	16-13	San Diego	74,857
Dec 15	W	31-14	at Seattle	64,411

Team Statistics	Den	Opp
TOTAL FIRST DOWNS	299	311
Rushing	121	90
Passing	152	206
Penalty	26	15
Third-Down Made/Att.	68/207	84/240
Third-Down Efficiency	33%	35%
Fourth-Down Made/Att.	6/7	8/23
Fourth-Down Efficiency	86%	35%
TOTAL NET YARDS	4935	5687
Avg. Per Game	308.4	355.4
Total Plays	1018	1123
Avg. Gain Per Play	4.8	5.1
NET YARDS RUSHING	2076	1664
Avg. Per Game	129.8	104.0
Total Rushes	508	435
Avg. Per Rush	4.1	3.8
NET YARDS PASSING	2859	4023
Avg. Per Game	178.7	251.4
Sacked/Yards Lost	35/257	57/430
Gross Yards	3116	4453
Att./Completions	475/263	632/346
Completion Pct.	55%	55%
Had Intercepted	17	31
Avg. per Pass Play	5.6	5.8
PUNTS/AVERAGE	96/40.1	81/41.5
NET PUNTING AVG	35.4	35.1
TOTAL RETURN YARDAGE	1725	1700
Punt Returns/Average	41/7.8	44/7.5
Kickoff Returns/Average	45/19.9	55/21.1
Intercept. Ret./Average	31/16.5	17/11.1
PENALTIES/YARDS	78/638	104/891
FUMBLES/BALL LOST	36/17	42/24
TOUCHDOWNS	12	10
Rushing	42	10
Passing	22	16
Returns	8	0
Extra Points Made/Attempts	38/41	26/26
Field Goals Made/Attempts	21/28	19/33
TOTAL POINTS	353	241

Score By Periods	1	2	3	4	OT	Total
BRONCOS	75	125	68	82	3	353
OPPONENTS	49	74	45	73	0	241

SCORING	D	Ru	Pa	Rt	PAT	FG	S	TP
Karlis	0	0	0	0	38/41	21/28	0	101
Watson	7	0	7	0	0/0	0/0	0	42
Winder	6	4	2	0	0/0	0/0	0	36
Johnson	6	0	6	0	0/0	0/0	0	36
Lang	3	2	1	0	0/0	0/0	0	18
Kay	3	0	3	0	0/0	0/0	0	18
Parros	2	2	0	0	0/0	0/0	0	12
Foley	2	0	2	0	0/0	0/0	0	12
Willmitte	2	2	0	0	0/0	0/0	0	12
Kubiak	1	1	0	0	0/0	0/0	0	6
Robbins	1	0	1	0	0/0	0/0	0	6
Smith	1	0	1	0	0/0	0/0	0	6
Woodard	1	0	1	0	0/0	0/0	0	6
Jones	1	0	1	0	0/0	0/0	0	6
Alexander	1	0	1	0	0/0	0/0	0	6
Harden	1	0	1	0	0/0	0/0	0	6
Sampson	1	0	1	0	0/0	0/0	0	6
Wright, L.	1	0	1	0	0/0	0/0	0	6
Wright, J.	1	0	1	0	0/0	0/0	0	6
Elway	1	1	0	0	0/0	0/0	0	6
BRONCOS	42	12	22	8	38/41	21/28	0	251
OPPONENTS	20	16	0	25	26/26	19/33	21	343

## 1985 FINAL STATISTICS (11-5)

Date	W/L	Score	Opponent	Attend.	RUSHING	No.	Yds.	Avg	Long	TD
Sept 8	L	16-20	at L.A. Rams	52,522	Winder	199	714	3.6	42	8
Sept 15	W	34-23	New Orleans	74,488	Lang	84	318	3.8	26	5
Sept 22	W	44-28	at Atlanta	37,903	Sewell	82	275	3.4	16	4
Sept 29	L	26-30	Miami	73,614	Elway	50	253	5.1	22	0
Oct 6	W	31-20	Houston	74,899	Willhite	66	237	3.6	14	0
Oct 13	W	15-10	at Indianapolis	60,128	Johnson, V.	10	36	3.6	14	0
Oct 20	W	13-10	Seattle (OT)	74,899	Poole	4	12	3.0	6	0
Oct 27	W	30-10	at Kansas City	68,248	Kubiak	1	6	6.0	6	0
Nov 3	L	10-30	at San Diego	57,312	Norman	1	0	0.0	0	0
Nov 11	W	17-16	San Francisco	73,173	BRONCOS	497	1851	3.7	42	20
Nov 17	W	30-24	San Diego (OT)	74,376	OPPONENTS	475	1973	4.2	161	10
Nov 24	L	28-31	at L.A. Raiders (OT)	63,161						
Dec 1	W	31-23	at Pittsburgh	56,797	RECEIVING	No.	Yds.	Avg	Long	TD
Dec 8	L	14-17	L.A. Raiders (OT)	75,042	Watson	61	915	15.0	80	5
Dec 14	W	14-13	Kansas City	69,209	Johnson, V.	51	721	14.1	163	3
Dec 20	W	27-24	at Seattle	56,283	Willhite	35	297	8.5	21	1

Team Statistics	Den	Opp
TOTAL FIRST DOWNS	339	290
Rushing	113	103
Passing	192	168
Penalty	34	19
Third-Down Made/Att.	102/252	74/230
Third-Down Efficiency	40%	32%
Fourth-Down Made/Att.	6/10	8/20
Fourth-Down Efficiency	60%	40%
TOTAL NET YARDS	5496	5179
Avg. Per Game	343.5	323.7
Total Plays	1152	1069
Avg. Gain Per Play	4.8	4.8
NET YARDS RUSHING	1851	1973
Avg. Per Game	115.7	123.3
Total Rushes	497	475
Avg. Per Rush	3.7	4.2
NET YARDS PASSING	3645	3206
Avg. Per Game	227.8	200.4
Sacked/Yards Lost	38/307	47/378
Gross Yards	3952	3584
Att./Completions	617/329	547/277
Completion Pct.	53%	51%
Had Intercepted	23	24
Avg. per Pass Play	5.6	5.4
PUNTS/AVERAGE	94/40.0	94/41.1
NET PUNTING AVG	34.0	34.3
TOTAL RETURN YARDAGE	1920	2003
Punt Returns/Average	46/9.3	38/6.6
Kickoff Returns/Average	52/23.1	64/21.0
Intercept. Ret./Average	24/12.1	23/14.4
PENALTIES/YARDS	85/677	91/953
FUMBLES/BALL LOST	24/8	22/12
TOUCHDOWNS	45	35
Rushing	20	10
Passing	23	22
Returns	2	3
Extra Points Made/Attempts	41/44	35/36
Field Goals Made/Attempts	23/28	26/33
TOTAL POINTS	380	329

Team Statistics	Den	Opp
TOTAL FIRST DOWNS	339	290
Rushing	113	103
Passing	192	168
Penalty	34	19
Third-Down Made/Att.	102/252	74/230
Third-Down Efficiency	40%	32%
Fourth-Down Made/Att.	6/10	8/20
Fourth-Down Efficiency	60%	40%
TOTAL NET YARDS	5496	5179
Avg. Per Game	343.5	323.7
Total Plays	1152	1069
Avg. Gain Per Play	4.8	4.8
NET YARDS RUSHING	1851	1973
Avg. Per Game	115.7	123.3
Total Rushes	497	475
Avg. Per Rush	3.7	4.2
NET YARDS PASSING	3645	3206
Avg. Per Game	227.8	200.4
Sacked/Yards Lost	38/307	47/378
Gross Yards	3952	3584
Att./Completions	617/329	547/277
Completion Pct.	53%	51%
Had Intercepted	23	24
Avg. per Pass Play	5.6	5.4
PUNTS/AVERAGE	94/40.0	94/41.1
NET PUNTING AVG	34.0	34.3
TOTAL RETURN YARDAGE	1920	2003
Punt Returns/Average	46/9.3	38/6.6
Kickoff Returns/Average	52/23.1	64/21.0
Intercept. Ret./Average	24/12.1	23/14.4
PENALTIES/YARDS	85/677	91/953
FUMBLES/BALL LOST	24/8	22/12
TOUCHDOWNS	45	35
Rushing	20	10
Passing	23	22
Returns	2	3
Extra Points Made/Attempts	41/44	35/36
Field Goals Made/Attempts	23/28	26/33
TOTAL POINTS	380	329

Team Statistics	Den	Opp
TOTAL FIRST DOWNS	339	290
Rushing	113	103
Passing	192	168
Penalty	34	19
Third-Down Made/Att.	102/252	74/230
Third-Down Efficiency	40%	32%
Fourth-Down Made/Att.	6/10	8/20
Fourth-Down Efficiency	60%	40%
TOTAL NET YARDS	5496	5179
Avg. Per Game	343.5	323.7
Total Plays	1152	1069
Avg. Gain Per Play	4.8	4.8
NET YARDS RUSHING	1851	1973
Avg. Per Game	115.7	123.3
Total Rushes	497	475
Avg. Per Rush	3.7	4.2
NET YARDS PASSING	3645	3206
Avg. Per Game	227.8	200.4
Sacked/Yards Lost	38/307	47/378
Gross Yards	3952	3584
Att./Completions	617/329	547/277
Completion Pct.	53%	51%
Had Intercepted	23	24
Avg. per Pass Play	5.6	5.4
PUNTS/AVERAGE	94/40.0	94/41.1
NET PUNTING AVG	34.0	34.3
TOTAL RETURN YARDAGE	1920	2003
Punt Returns/Average	46/9.3	38/6.6
Kickoff Returns/Average	52/23.1	64/21.0
Intercept. Ret./Average	24/12.1	23/14.4
PENALTIES/YARDS	85/677	91/953
FUMBLES/BALL LOST	24/8	22/12
TOUCHDOWNS	45	35
Rushing	20	10
Passing	23	22
Returns	2	3
Extra Points Made/Attempts	41/44	35/36
Field Goals Made/Attempts	23/28	26/33
TOTAL POINTS	380	329

Score By Periods	1	2	3	4	OT	Total
BRONCOS	82	142	39	108	9	380
OPPONENTS	48	89	102	84	6	329

SCORING	TD	Ru	Pa	Rt	PAT	FG	S	TP
Karlis	0	0	0	0	41/44	23/38	0	110
Winder	8	8	0	0	0/0	0/0	0	48
Lang	7	5	2	0	0/0	0/0	0	42
Sewell	5	4	1	0	0/0	0/0	0	30
Watson	5	0	5	0	0/0	0/0	0	30
Willhite	4	3	1	0	0/0	0/0	0	24
Sampson	4	0	4	0	0/0	0/0	0	24
Johnson, V.	3	0	3	0	0/0	0/0	0	18
Johnson, B.	3	0	3	0	0/0	0/0	0	18
Kay	3	0	3	0	0/0	0/0	0	18
Harden	1	0	0	1	0/0	0/0	0	6
Wright, J.	1	0	1	0	0/0	0/0	0	6
Wright, L.	1	0	1	0	0/0	0/0	0	6
BRONCOS	45	20	23	2	41/44	23/38	0	380
OPPONENTS	35	10	22	3	35/36	26/33	0	329

PASSING	Att.	Comp.	Yds.	Cmp.%	Yd./Att.	TD	TD%	Int.	Int.%	LG	Tkd/Yds	Rtg.
Elway	605	327	3891	54.0	6.43	22	3.6	23	3.8	165	38/307	70.0
Kubiak	5	2	61	40.0	12.20	1	20.0	0	0.0	154	0/0	125.7
Willhite	3	0	0	0.0	0.00	0	0.0	0	0.0	0	0/0	39.5
Norman	1	0	0	0.0	0.00	0	0.0	0	0.0	0	0/0	39.5
Winder	1	0	0	0.0	0.00	0	0.0	0	0.0	0	0/0	39.5
Sewell	1	0	0	0.0	0.00	0	0.0	0	0.0	0	0/0	39.5
Johnson, V.	1	0	0	0.0	0.00	0	0.0	0	0.0	0	0/0	39.5
BRONCOS	617	329	3952	53.3	6.41	23	3.7	23	3.7	165	38/307	70.0
OPPONENTS	547	277	3584	50.6	6.55	22	4.0	24	4.4	73	47/378	66.5

## 1986 FINAL STATISTICS (11-5)

Date	W/L	Score	Opponent	Attend.	RUSHING	No.	Yds.	Avg	Long	TD
Sept 7	W	38-36	L.A. Raiders	75,895	Winder	240	789	3.3	31	9
Sept 15	W	21-10	at Pittsburgh	57,305	Willhite	85	365	4.3	42	5
Sept 21	W	33-7	at Philadelphia	63,839	Elway	52	257	4.9	24	1
Sept 28	W	27-20	New England	75,804	Sewell	23	123	5.3	15	1
Oct 5	W	29-14	Dallas	76,082	Lang	29	94	3.2	14	1
Oct 12	W	31-14	at San Diego	55,662	Kubiak	6	22	3.7	10	0
Oct 20	L	10-22	at N.Y. Jets	73,759	Bell	9	17	1.9	12	0
Oct 26	W	20-13	Seattle	76,089	Johnson	5	15	3.0	6	0
Nov 2	W	21-10	at L.A. Raiders	90,153	Jackson, M.	2	6	3.0	5	0
Nov 9	L	3-9	San Diego	75,012	Boddie	1	2	2.0	2	0
Nov 16	W	38-17	Kansas City	75,745	Horan	1	0	0.0	0	0
Nov 23	L	16-19	at N.Y. Giants	75,116	Mobley	1	-1	-1.0	-1	0
Nov 30	W	34-28	Cincinnati	58,705	Norman	1	-11	-11.0	-11	0
Dec 7	L	10-37	at Kansas City	47,019	BRONCOS	455	1678	3.7	42	17
Dec 13	W	31-30	Washington	75,905	OPPONENTS	432	1651	3.8	160	13
Dec 20	L	16-41	at Seattle	63,697						

Team Statistics	Den	Opp
TOTAL FIRST DOWNS	319	291
Rushing	94	93
Passing	184	177
Penalty	41	21
Third-Down Made/Att.	92/222	75/222
Third-Down Efficiency	41%	34%
Fourth-Down Made/Att.	2/5	7/15
Fourth-Down Efficiency	40%	47%
TOTAL NET YARDS	5216	4947
Avg. Per Game	326.0	309.2
Total Plays	1042	1026
Avg. Gain Per Play	5.0	4.8
NET YARDS RUSHING	1678	1651
Avg. Per Game	104.9	103.2
Total Rushes	455	432
Avg. Per Rush	3.7	3.8
NET YARDS PASSING	3538	3296
Avg. Per Game	221.1	206.0
Sacked/Yards Lost	38/273	49/459
Gross Yards	3811	3755
Att./Completions	549/306	545/301
Completion Pct.	55.7%	55.2%
Had Intercepted	6	18
Avg. per Pass Play	6.0	5.5
PUNTS/AVERAGE	86/39.3	86/42.9
NET PUNTING AVG	33.0	34.2
TOTAL RETURN YARDAGE	1964	2024
Punt Returns/Average	48/11.5	40/9.1
Kickoff Returns/Average	53/20.6	55/20.0
Intercept. Ret./Average	18/17.7	16/22.7
PENALTIES/YARDS	104/910	126/1034
FUMBLES/BALL LOST	24/13	32/18
TOUCHDOWNS	45	36
Rushing	17	13
Passing	22	21
Returns	6	2
Extra Points Made/Attempts	44/45	35/36
Field Goals Made/Attempts	20/28	24/32
TOTAL POINTS	378	327

NET YARDS PASSING	3538	3296						
Avg. Per Game	221.1	206.0						
Sacked/Yards Lost	38/273	49/459	Harden	3	179	29.8	52	2
Gross Yards	3811	3755	Wright	6	56	18.7	56	0
Att./Completions	549/306	545/301	Lilly	3	22	7.3	15	0
Completion Pct.	55.7%	55.2%	Foley	2	39	19.5	24	0
Had Intercepted	6	18	Hunley	1	22	22.0	22	0
Avg. per Pass Play	6.0	5.5	Dennison	1	5	5.0	5	0
PUNTS/AVERAGE	86/39.3	86/42.9	Smith	1	0	0.0	0	0
NET PUNTING AVG	33.0	34.2	Wilson	1	-5	-5.0	-5	0
TOTAL RETURN YARDAGE	1964	2024	BRONCOS	18	318	17.7	56	2
Punt Returns/Average	48/11.5	40/9.1	OPPONENTS	16	363	22.7	178	2
Kickoff Returns/Average	53/20.6	55/20.0						
Intercept. Ret./Average	18/17.7	16/22.7						
PENALTIES/YARDS	104/910	126/1034						
FUMBLES/BALL LOST	24/13	32/18						
TOUCHDOWNS	45	36						
Rushing	17	13						
Passing	22	21						
Returns	6	2						
Extra Points Made/Attempts	44/45	35/36						
Field Goals Made/Attempts	20/28	24/32						
TOTAL POINTS	279	246						



## 1987 FINAL STATISTICS (10-4-1)

Date	W/L	Score	Opponent	Attend.	Dudek	35	154	4.4	16	2
Sept 13	W	40-17	at Green Bay (OT)	75,999	Wilhite	26	141	5.4	29	0
Sept 20	T	17-17	at Cleveland	67,500	Poole	28	126	4.5	15	1
Sept 28	Cancelled			(Strike)	Sewell	19	83	4.4	17	2
Oct 4	L	10-40	*Houston	38,494	Caldwell	16	53	3.3	7	0
Oct 12	W	30-14	*L.A. Raiders	61,230	Ball	13	43	3.3	11	0
Oct 18	W	26-17	*at Kansas City	20,296	Nattiel	2	13	6.5	10	0
Oct 26	L	27-34	at Minnesota	51,011	Micho	4	8	2.0	5	0
Nov 1	W	34-0	Detroit	75,172	Boddie	3	7	2.3	4	1
Nov 8	L	14-21	at Buffalo	63,698	Karcher	9	3	0.3	8	0
Nov 16	W	31-29	Chicago	75,783	Kubiak	1	3	3.0	3	0
Nov 22	W	23-17	at L.A. Raiders	61,318	May	2	4	-2.0	-2	0
Nov 29	W	31-17	at San Diego	61,880	Johnson, V.	1	1	8.0	2	0
Dec 6	L	31-20	New England	75,795	BRONCOS	510	1970	3.9	29	18
Dec 13	L	21-28	at Seattle	61,759	OPPONENTS	454	2017	4.4	72	16
Dec 19	W	20-17	Kansas City	75,053	RECEIVING	42	684	16.3	156	7
Dec 27	W	24-0	San Diego	37,500	Johnson, V.	31	630	20.3	54	2

\*Replacement Games

Team Statistics	Den	Opp
TOTAL FIRST DOWNS	331	277
Rushing	132	103
Passing	173	148
Penalty	26	26
Third-Down Made/Att.	106/224	64/183
Third-Down Efficiency	47.3%	35%
Fourth-Down Made/Att.	6/13	5/12
Fourth-Down Efficiency	46.2%	41.7%
TOTAL NET YARDS	5624	4813
Avg. Per Game	374.9	320.9
Total Plays	1070	941
Avg. Gain Per Play	5.3	5.1
NET YARDS RUSHING	1970	2017
Avg. Per Game	131.3	134.5
Total Rushes	510	454
Avg. Per Rush	3.9	4.4
NET YARDS PASSING	3654	2796
Avg. Per Game	243.6	186.4
Sacked/Yards Lost	30/220	31/244
Gross Yards	3674	3040
Att./Completions	530/285	456/261
Completion Pct.	53.8	57.2
Had Intercepted	19	28
Avg. per Pass Play	6.9	6.1
PUNTS/AVERAGE	65/39.9	75/42.1
NET PUNTING AVG	31.6	33.5
TOTAL RETURN YARDAGE	1841	1954
Punt Returns/Average	48/10.1	34/12.5
Kickoff Returns/Average	46/20.7	61/19.1
Intercept. Ret./Average	28/14.4	19/13.1
PENALTIES/YARDS	95/812	96/785
FUMBLES/BALL LOST	29/17	35/19
TOUCHDOWNS	45	36
Rushing	18	16
Passing	24	15
Returns	3	4
Extra Points Made/Attempts	44/45	32/35
Field Goals Made/Attempts	21/29	14/21
TOTAL POINTS	379	288

Score By Periods	1	2	3	4	OT	Total
BRONCOS	92	110	79	96	0	379
OPPONENTS	70	110	64	44	0	288

SCORING	TD	R	Pa	Rt	PAT	FG	S	TP
Karlis	0	0	0	0	37/37	18/25	0	91
Johnson, V.	7	0	7	0	0/0	0/0	0	42
Winder	7	6	1	0	0/0	0/0	0	42
Elway	4	4	0	0	0/0	0/0	0	24
Lang	4	2	2	0	0/0	0/0	0	24
Massie	4	0	4	0	0/0	0/0	0	24
Sewell	3	2	1	0	0/0	0/0	0	18
Clendenen	0	0	0	0	7/7	3/4	0	16
Dudek	2	2	0	0	0/0	0/0	0	12
Jackson, M.	2	0	2	0	0/0	0/0	0	12
Micho	2	0	2	0	0/0	0/0	0	12
Nattiel	2	0	2	0	0/0	0/0	0	12
Boddie	1	1	0	0	0/0	0/0	0	6
Clark	1	0	0	1	0/0	0/0	0	6
Haynes	1	0	0	1	0/0	0/0	0	6
Hunley	1	0	0	1	0/0	0/0	0	6
Mobley	1	0	0	1	0/0	0/0	0	6
Poole	1	1	0	0	0/0	0/0	0	6
Swanson	1	0	1	0	0/0	0/0	0	6
Watson	1	0	1	0	0/0	0/0	0	6
Ryan	0	0	0	0	0/0	0/0	1	2

Glenderson	0	0	0	0	7/7	3/4	0	16																																																																																																																																																																																																																																																																																																																																																																																																																																																																																																																																																																																																																																																																																																																																																																																																																																																																																																																																																																																																																																																																																																																																																																																																																																																																																																																																																																																																										
------------	---	---	---	---	-----	-----	---	----	--	--	--	--	--	--	--	--	--	--	--	--	--	--	--	--	--	--	--	--	--	--	--	--	--	--	--	--	--	--	--	--	--	--	--	--	--	--	--	--	--	--	--	--	--	--	--	--	--	--	--	--	--	--	--	--	--	--	--	--	--	--	--	--	--	--	--	--	--	--	--	--	--	--	--	--	--	--	--	--	--	--	--	--	--	--	--	--	--	--	--	--	--	--	--	--	--	--	--	--	--	--	--	--	--	--	--	--	--	--	--	--	--	--	--	--	--	--	--	--	--	--	--	--	--	--	--	--	--	--	--	--	--	--	--	--	--	--	--	--	--	--	--	--	--	--	--	--	--	--	--	--	--	--	--	--	--	--	--	--	--	--	--	--	--	--	--	--	--	--	--	--	--	--	--	--	--	--	--	--	--	--	--	--	--	--	--	--	--	--	--	--	--	--	--	--	--	--	--	--	--	--	--	--	--	--	--	--	--	--	--	--	--	--	--	--	--	--	--	--	--	--	--	--	--	--	--	--	--	--	--	--	--	--	--	--	--	--	--	--	--	--	--	--	--	--	--	--	--	--	--	--	--	--	--	--	--	--	--	--	--	--	--	--	--	--	--	--	--	--	--	--	--	--	--	--	--	--	--	--	--	--	--	--	--	--	--	--	--	--	--	--	--	--	--	--	--	--	--	--	--	--	--	--	--	--	--	--	--	--	--	--	--	--	--	--	--	--	--	--	--	--	--	--	--	--	--	--	--	--	--	--	--	--	--	--	--	--	--	--	--	--	--	--	--	--	--	--	--	--	--	--	--	--	--	--	--	--	--	--	--	--	--	--	--	--	--	--	--	--	--	--	--	--	--	--	--	--	--	--	--	--	--	--	--	--	--	--	--	--	--	--	--	--	--	--	--	--	--	--	--	--	--	--	--	--	--	--	--	--	--	--	--	--	--	--	--	--	--	--	--	--	--	--	--	--	--	--	--	--	--	--	--	--	--	--	--	--	--	--	--	--	--	--	--	--	--	--	--	--	--	--	--	--	--	--	--	--	--	--	--	--	--	--	--	--	--	--	--	--	--	--	--	--	--	--	--	--	--	--	--	--	--	--	--	--	--	--	--	--	--	--	--	--	--	--	--	--	--	--	--	--	--	--	--	--	--	--	--	--	--	--	--	--	--	--	--	--	--	--	--	--	--	--	--	--	--	--	--	--	--	--	--	--	--	--	--	--	--	--	--	--	--	--	--	--	--	--	--	--	--	--	--	--	--	--	--	--	--	--	--	--	--	--	--	--	--	--	--	--	--	--	--	--	--	--	--	--	--	--	--	--	--	--	--	--	--	--	--	--	--	--	--	--	--	--	--	--	--	--	--	--	--	--	--	--	--	--	--	--	--	--	--	--	--	--	--	--	--	--	--	--	--	--	--	--	--	--	--	--	--	--	--	--	--	--	--	--	--	--	--	--	--	--	--	--	--	--	--	--	--	--	--	--	--	--	--	--	--	--	--	--	--	--	--	--	--	--	--	--	--	--	--	--	--	--	--	--	--	--	--	--	--	--	--	--	--	--	--	--	--	--	--	--	--	--	--	--	--	--	--	--	--	--	--	--	--	--	--	--	--	--	--	--	--	--	--	--	--	--	--	--	--	--	--	--	--	--	--	--	--	--	--	--	--	--	--	--	--	--	--	--	--	--	--	--	--	--	--	--	--	--	--	--	--	--	--	--	--	--	--	--	--	--	--	--	--	--	--	--	--	--	--	--	--	--	--	--	--	--	--	--	--	--	--	--	--	--	--	--	--	--	--	--	--	--	--	--	--	--	--	--	--	--	--	--	--	--	--	--	--	--	--	--	--	--	--	--	--	--	--	--	--	--	--	--	--	--	--	--	--	--	--	--	--	--	--	--	--	--	--	--	--	--	--	--	--	--	--	--	--	--	--	--	--	--	--	--	--	--	--	--	--	--	--	--	--	--	--	--	--	--	--	--	--	--	--	--	--	--	--	--	--	--	--	--	--	--	--	--	--	--	--	--	--	--	--	--	--	--	--	--	--	--	--	--	--	--	--	--	--	--	--	--	--	--	--	--	--	--	--	--	--	--	--	--	--	--	--	--	--	--	--	--	--	--	--	--	--	--	--	--	--	--	--	--	--	--	--	--	--	--	--	--	--	--	--	--	--	--	--	--	--	--	--	--	--	--	--	--	--	--	--	--	--	--	--	--	--	--	--	--	--	--	--	--	--	--	--	--	--	--	--	--	--	--	--	--	--	--	--	--	--	--	--	--	--	--	--	--	--	--	--	--	--	--	--	--	--	--	--	--	--	--	--	--	--	--	--	--	--	--	--	--	--	--	--	--	--	--	--	--	--	--	--	--	--	--	--	--	--	--	--	--	--	--	--	--	--	--	--	--	--	--	--	--	--	--	--	--	--	--	--	--	--	--	--	--	--	--	--	--	--	--	--	--	--	--	--	--	--	--	--	--	--	--	--	--	--	--	--	--	--	--	--	--	--	--	--	--	--	--	--	--	--	--	--	--	--	--	--	--	--	--	--	--	--	--	--	--	--	--	--	--	--	--	--	--	--	--	--	--	--	--	--	--	--	--	--	--	--	--	--	--	--	--	--	--	--	--	--	--	--	--	--	--	--	--	--	--	--	--	--	--	--	--	--	--	--	--	--	--	--	--	--	--	--	--	--	--	--	--	--	--	--	--	--	--	--	--	--	--	--	--	--	--	--	--	--	--	--	--	--	--	--	--	--	--	--	--	--	--	--	--	--	--	--	--	--	--	--	--	--	--	--	--	--	--	--	--	--	--	--	--	--	--	--	--	--	--	--	--	--	--	--	--	--	--	--	--	--	--	--	--	--	--	--	--	--	--	--	--	--	--	--	--	--	--	--	--	--	--	--	--	--	--	--	--	--	--	--	--	--	--	--	--	--	--	--	--	--	--	--	--	--	--	--	--	--	--	--	--	--	--	--	--	--	--	--	--	--	--	--	--	--	--	--	--	--	--	--	--	--	--	--	--	--	--	--	--	--	--	--	--	--	--	--	--	--	--	--	--	--	--

RUSHING	No.	Yds.	Avg	Long	TD
Winder	196	741	3.8	19	6
Elway	66	304	4.6	29	4
Lang	89	303	3.4	28	2

PASSING	Att.	Comp.	Yds.	Cmp.%	Yd/Att.	TD	TD%	Int.	Int.%	LG	Tkd/Yds	Rtg.
Elway	410	224	3198	54.6	7.80	19	4.6	12	2.9	172	20/138	83.4
Karcher	102	56	628	54.9	6.16	5	4.9	4	3.9	49	5/45	73.5
Kubiak	7	3	25	42.9	3.57	0	0.0	2	28.6	17	2/14	13.1
May	0	0	0	0.0	0.00	0	0.0	0	0.0	0	0/0	0.0
McGuire	3	2	23	66.7	7.67	0	0.0	0	0.0	13	0/0	89.8
Johnson, V.	1	0	0	0.0	0.00	0	0.0	0	0.0	0	0/0	39.8
Lang	1	0	0	0.0	0.00	0	0.0	0	0.0	0	1/7	39.8
Wilhite	1	0	0	0.0	0.00	0	0.0	0	0.0	0	0/0	39.6
Sewell	0	0	0	0.0	0.00	0	0.0	0	0.0	0	1/9	0.0
BRONCOS	530	285	3874	53.8	7.31	24	4.5	19	3.6	172	30/220	77.5
OPPONENTS	456	261	3040	57.2	6.67	15	3.3	28	6.1	151	31/224	62.9

SACKS	John F. Mecklenburg 7, Fletcher 4, Kragen 2, Lucas 2, Ryan 1.5, Tupper 1.5, Townsend 1.	TEAM: 28
-------	---	----------

## 1988 FINAL STATISTICS (8-8)

Date	W/L	Score	Opponent	Attend.	Nattiel	5	51	10.2	29	0
Sept 4	L	14-21	Seattle	75,986	Wilhite	13	39	3.0	7	2
Sept 11	W	34-3	San Diego	75,359	Jackson	9	36	4.0	6	0
Sept 18	L	13-20	at Kansas City	63,268	Johnson, J.	1	5	5.0	5	0
Sept 26	L	27-30	L.A. Raiders (OT)	75,964	Johnson, V.	1	3	3.0	3	0
Oct 2	W	12-0	at San Diego	55,763	Thomas	1	1	1.0	1	0
Oct 9	W	16-13	at San Fran. (OT)	61,711	BRONCOS	464	1815	3.9	35	13
Oct 16	W	30-14	Atlanta	75,287	OPPONENTS	552	2538	4.6	64	21
Oct 23	L	21-39	at Pittsburgh	49,811	RECEIVING	No.	Yds	Avg	Long	TD
Oct 31	L	23-35	at Indianapolis	60,544	Johnson, V.	68	896	13.2	86	5
Nov 6	W	17-11	Kansas City	74,227	Jackson	46	852	18.5	63	6
Nov 13	W	30-7	Cleveland	75,806	Nattiel	46	574	12.5	74	1
Nov 20	L	0-42	at New Orleans	68,075	Sewell	38	507	13.3	168	5
Nov 27	W	35-24	L.A. Rams	74,141	Kay	34	352	10.4	27	4
Dec 4	L	20-21	at L.A. Raiders	65,561	Wilhite	32	238	7.4	15	0
Dec 11	L	14-42	at Seattle	62,838	Mobley	21	218	10.4	28	2
Dec 17	W	21-10	New England	70,910	Winder	17	103	6.1	14	1

Team Statistics	Den	Opp
TOTAL FIRST DOWNS	338	316
Rushing	106	140
Passing	196	161
Penalty	36	15
Third-Down Made/Att.	85/210	81/214
Third-Down Efficiency	40%	38%
Fourth-Down Made/Att.	4/13	9/18
Fourth-Down Efficiency	31%	50%
TOTAL NET YARDS	5506	5471
Avg. Per Game	344.1	341.9
Total Plays	1077	1055
Avg. Gain Per Play	5.1	5.2
NET YARDS RUSHING	1815	2538
Avg. Per Game	113.4	158.6
Total Rushes	464	552
Avg. Per Rush	3.9	4.6
NET YARDS PASSING	3691	2933
Avg. Per Game	230.7	183.3
Sacked/Yards Lost	32/250	36/235
Gross Yards	3941	3168
Att./Completions	581/324	467/262
Completion Pct.	56%	56%
Had Intercepted	22	16
Avg. per Pass Play	6.0	5.8
PUNTS/AVERAGE	68/43.8	84/43.4
NET PUNTING AVG	37.9	36.3
TOTAL RETURN YARDAGE	1842	1673
Punt Returns/Average	53/8.5	33/11.0
Kickoff Returns/Average	58/20.5	53/18.2
Intercept. Ret./Average	16/12.5	22/15.6
PENALTIES/YARDS	84/712	116/956
FUMBLES/BALL LOST	34/12	23/13
TOUCHDOWNS	37	41
Rushing	13	21
Passing	24	18
Returns	0	2
Extra Points Made/Attempts	36/37	41/41
Field Goals Made/Attempts	23/26	21/27
TOTAL POINTS	327	352

Score By Periods	1	2	3	4	OT	Total
BRONCOS	43	127	64	90	3	327
OPPONENTS	85	112	96	56	3	352

SCORING	TD	R	Pa	Rt	PAT	FG	S	TP
Karlis	0	0	0	0	36/37	23/36	0	105
Sewell	6	1	5	0	0/0	0/0	0	36
Jackson	6	0	6	0	0/0	0/0	0	36
Dorsett	5	5	0	0	0/0	0/0	0	30
Winder	5	4	1	0	0/0	0/0	0	30
Johnson	5	0	5	0	0/0	0/0	0	30
Kay	4	0	4	0	0/0	0/0	0	24
Wilhite	2	2	0	0	0/0	0/0	0	12
Mobley	2	0	2	0	0/0	0/0	0	12
Elway	1	1	0	0	0/0	0/0	0	6
Nattiel	1	0	1	0	0/0	0/0	0	6

BRONCOS	37	13	24	0 <th>36/37<th>23/36<th>0<th>327</th></th></th></th>	36/37 <th>23/36<th>0<th>327</th></th></th>	23/36 <th>0<th>327</th></th>	0 <th>327</th>	327
OPPONENTS	41	21	18	2 <th>41/41<th>21/27<th>1<th>352</th></th></th></th>	41/41 <th>21/27<th>1<th>352</th></th></th>	21/27 <th>1<th>352</th></th>	1 <th>352</th>	352

KICKOFF RETURNS	No.	Yds	Avg	Long	TD
Bel	36	762	21.2	38	0
Johnson, J.	14	285	20.4	34	0
Nattiel	6	124	20.7	25	0
Winder	1	11	11.0	11	0
Harden	1	9	9.0	9	0
BRONCOS	58	1191	20.5	38	0
OPPONENTS	53	965	18.2	40	0

FIELD GOAL BREAKDOWN	Distance	1-19	20-29	30-39	40-49	50+	Total
Karlis	1/1	9/10	6/13	5/8	2/4	23/36	
OPP	0/0	9/10	9/12	2/4	1/1	21/27	

Karlis (1 (51G.38G) (23G.42G) (39G.25G) (30G.43G.37N.30G.32G.28G.21H) (27G.27G.34N.22G) (35N.47G.41G.50G) (47N) (27G) (42G) (18G.22G.32G.42N.36N) (35N.50N) (46N) (29G.36G) (52N.37N) (1	Yds	36	124	111	24	23	36
--	-----	----	-----	-----	----	----	----

SACKS:	Fletcher 5.5, Jones 5, Ryan 3.5, Kragen 2.5, Robbins 2, Wilson 2, Mecklenburg 1, D. Smith 1, Gilbert 1, Haynes 1, Bowyer 1, Braxton 1, Dennison 0.5.	TOTAL: 36
--------	--	-----------

RUSHING	No.	Yds.	Avg	Long	TD
Dorsett	181	703	3.9	26	5
Winder	149	543	3.6	35	4
Elway	54	234	4.3	26	1
Sewell	32	135	4.2	26	1
Kubiak	17	65	3.8	13	0

RUSHING	No.	Yds.	Avg	Long	TD	
Dorsett	181	703	3.9	26	5	
Winder	149	543	3.6	35	4	
Elway	54	234	4.3	26	1	
Sewell	32	135	4.2	26	1	
Kubiak	17	65	3.8	13	0	

**SACKS:** Fletcher 9, Townsend 5.5, Jones 5, Ryan 3.5, Kragen 2.5, Robbins 2, Wilson 2, Mecklenburg 1, D. Smith 1, Gilbert 1, Haynes 1, Bowyer 1, Braxton 1, Dennison 0.5. **TOTAL:** 36

# 1989 FINAL STATISTICS (11-5)

Date	W/L	Score	Opponent	Attend.
Sept 10	W	34-20	Kansas City	74,284
Sept 18	W	28-18	at Buffalo	78,176
Sept 24	W	31-21	L.A. Raiders	75,754
Oct 1	L	13-16	at Cleveland	76,637
Oct 8	W	16-10	San Diego	75,222
Oct 15	W	14-3	Indianapolis	74,680
Oct 22	W	24-21	at Seattle (OT)	62,353
Oct 29	L	24-28	Philadelphia	75,065
Nov 5	W	34-7	Pittsburgh	74,739
Nov 12	W	16-13	at Kansas City	76,245
Nov 20	W	14-10	at Washington	52,975
Nov 26	W	41-14	Seattle	75,117
Dec 3	L	13-16	at L.A. Raiders (OT)	87,560
Dec 10	L	7-14	N.Y. Giants	63,283
Dec 16	W	37-0	at Phoenix	56,071
Dec 24	L	16-19	at San Diego	50,524

Team Statistics	Den	Opp
TOTAL FIRST DOWNS	308	246
Rushing	125	90
Passing	163	142
Penalty	20	14
3rd Down: Made/Att	111/240	73/216
3rd Down Pct.	46.3	33.8
4th Down: Made/Att	2/9	12/24
4th Down Pct.	22.2	50.0
POSSESSION AVG.	32.17	27.43
TOTAL NET YARDS	5093	4407
Avg. Per Game	318.3	275.4
Total Plays	1071	977
Avg. Per Play	4.8	4.5
NET YARDS RUSHING	2092	1580
Avg. Per Game	130.8	98.8
Total Rushes	554	426
NET YARDS PASSING	3001	2827
Avg. Per Game	187.6	176.7
Sacked/Yards Lost	43/351	47/374
Gross Yards	3352	3201
Att./Completions	474/256	504/268
Completion Pct.	54.0	53.2
Had Intercepted	20	21
PUNTS/AVERAGE	80/39.8	84/41.0
NET PUNTING AVG.	33.7	35.0
PENALTIES/YARDS	83/594	102/823
FUMBLES/BALL LOST	26/12	43/22
TOUCHDOWNS	40	25
Rushing	15	10
Passing	21	13
Returns	4	2

Score By Periods	1	2	3	4	OT	Total
BRONCOS	84	114	57	104	3	362
OPPONENTS	44	53	50	76	3	226

SCORING	TD	Ru	Pa	Rt	PAT	FG	S	TP
Treadwell	0	0	0	0	39/40	27/33	0	120
Humphrey	8	7	1	0	0/0	0/0	0	48
Johnson	7	0	7	0	0/0	0/0	0	42
Bratton	4	1	3	0	0/0	0/0	0	24
Elway	3	3	0	0	0/0	0/0	0	18
Sewell	3	0	3	0	0/0	0/0	0	18
Alexander	2	2	0	0	0/0	0/0	0	12
Jackson	2	0	2	0	0/0	0/0	0	12
Kay	2	0	2	0	0/0	0/0	0	12
Winder	2	2	0	0	0/0	0/0	0	12
Young	2	0	2	0	0/0	0/0	0	12
Braxton	1	0	0	1	0/0	0/0	0	6
Kragen	1	0	0	1	0/0	0/0	0	6
Mecklenburg	1	0	0	1	0/0	0/0	0	6
Nattiel	1	0	1	0	0/0	0/0	0	6
Robbins	1	0	0	1	0/0	0/0	0	6
Brooks	0	0	0	0	0/0	0/0	1	2
BRONCOS	40	15	21	4	39/40	27/33	1	362
OPPONENTS	25	10	13	2	25/25	17/27	0	226

FIELD GOALS	1-19	20-29	30-39	40-49	50+
Treadwell	3/3	13/14	8/8	3/7	0/1
OPPONENTS	0/0	3/3	5/6	7/14	2/4

Treadwell (41G,29G) (22G,33G,46G,24G) (38G) (21G,26G) (46G,18G,54N,27G) (1) (48N,46N)

PASSING	Att.	Comp.	Yds.	Cmp.%	Yd./Att.	TD	TD%	Int.	Int.%	LG	Sacked	Rating
Elway	416	223	3051	53.6	7.33	18	4.3	18	4.3	69	35/298	73.7
Kubiak	55	32	284	58.2	5.16	2	3.6	2	3.6	22	8/53	69.1
Humphrey	2	1	17	50.0	8.50	1	50.0	0	0.0	117	0/0	118.8
Johnson	1	0	0	0.0	0.00	0	0.0	0	0.0	0	0/0	39.6
BRONCOS	474	256	3352	54.0	7.07	21	4.4	20	4.2	69	43/351	73.7
OPPONENTS	504	268	3201	53.2	6.35	13	2.6	21	4.2	175	47/374	64.1

27N,27G) (18G) (26G,26G) (18G,27G,26G) (1) (30G,25G) (34G,35G,42N) (1) (38G,33G,35G) (43N,24G)

OPPONENTS (41G,54N,23G) (43N) (1) (47N,36G,48G,24N,48G) (39G) (49N,55G) (40N) (41N) (1) (39G,42G) (38N,32G) (1) (37G,46G,26G) (47N) (1) (52N,22G,41G,53G,45G)

RUSHING	No.	Yds.	Avg	Long	TD
Humphrey	294	1151	3.9	40	7
Winder	110	351	3.2	16	2
Elway	48	244	5.1	31	3
Alexander	45	146	3.2	11	2
Bratton	30	108	3.6	9	1
Sewell	7	44	6.3	10	0
Kubiak	15	35	2.3	10	0
Jackson	5	13	2.6	8	0
BRONCOS	554	2092	3.8	40	15
OPPONENTS	426	1580	3.7	24	10

RECEIVING	No.	Yds	Avg	Long	TD
Johnson	76	1095	14.4	69	7
Jackson	28	446	15.9	49	2
Sewell	25	416	16.6	56	3
Young	22	402	18.3	47	2
Humphrey	22	156	7.1	13	1
Kay	21	197	9.4	20	2
Mobley	17	200	11.8	36	0
Winder	14	91	6.5	19	0
Nattiel	10	183	18.3	43	1
Bratton	10	64	10.5	28	0
Alexander	8	84	10.5	28	0
Kelly	3	13	4.3	6	0
BRONCOS	256	3352	13.1	69	21
OPPONENTS	268	3201	11.9	175	13

INTERCEPTIONS	No.	Yds	Avg	Long	TD
Braxton	6	103	17.2	34	1
Henderson	3	58	19.3	25	0
Atwater	3	34	11.3	30	0
Smith, D.	2	78	39.0	50	0
Robbins	2	18	9.0	118	1
Munford	2	16	8.0	10	0
Corrington	1	8	8.0	8	0
Carrington	1	2	2.0	2	0
Dennison	1	1	1.0	1	0
BRONCOS	21	318	15.1	50	2
OPPONENTS	20	194	9.7	132	1

PUNTING	No.	Yds	Avg	Net	TB	In20	Lg	B
Horan	77	3111	40.4	34.3	5	24	53	0
Elway	1	34	34.0	14.0	1	0	34	0
Kubiak	2	43	21.5	21.5	0	1	29	0
BRONCOS	80	3188	39.8	33.7	6	25	63	0
OPPONENTS	84	3440	41.0	35.0	8	18	64	0

PUNT RETURNS	Ret	FC	Yds	Avg	Lg	TD
Bell	21	3	143	6.8	24	0
Johnson	12	6	118	9.8	34	0
Nattiel	9	0	77	8.6	38	0
Woods	2	0	6	3.0	11	0
Carrington	1	0	0	0.0	0	0
BRONCOS	45	9	344	7.6	38	0
OPPONENTS	28	16	370	13.2	52	0

KICKOFF RETURNS	No.	Yds	Avg	Lg	TD
Bell	30	602	20.1	33	0
Carrington	6	152	25.3	68	0
Humphrey	4	86	21.5	29	0
Bratton	2	19	9.5	10	0
Woods	1	17	17.0	17	0
BRONCOS	43	876	20.4	68	0
OPPONENTS	72	1256	17.4	36	0

SACKS: Fletcher 12, Holmes 9, Mecklenburg 7.5, Carreker 5.5, Powers 3, Kragen 2, Townsend 2, Brooks 1, Dennison 1, McCullough 1, Munford 1, BRONCOS 43.0, OPPONENTS 47.0.

# 1990 FINAL STATISTICS (5-11)

Date	W/L	Score	Opponent	Attend.
Sept 9	L	9-14	at L.A. Raiders	54,206
Sept 17	W	24-23	Kansas City	75,277
Sept 23	W	34-31	Seattle (OT)	75,290
Sept 30	L	28-29	at Buffalo	74,393
Oct 8	L	29-30	Cleveland	74,814
Oct 14	L	17-34	Pittsburgh	74,285
Oct 21	W	27-17	at Indianapolis	29,850
Nov 4	L	22-27	at Minnesota	57,331
Nov 11	L	7-19	at San Diego	59,557
Nov 18	L	13-16	Chicago (OT)	75,013
Nov 22	L	27-40	at Detroit	73,896
Dec 2	L	20-23	L.A. Raiders	74,162
Dec 9	L	20-31	at Kansas City	74,347
Dec 16	W	20-10	San Diego	64,919
Dec 23	L	12-17	at Seattle	55,845
Dec 30	W	22-13	Green Bay	46,943

Team Statistics	Den	Opp
TOTAL FIRST DOWNS	323	306
Rushing	126	110
Passing	170	181
Penalty	27	15
3rd Down: Made/Att	86/207	84/195
3rd Down Pct.	41.5	43.1
4th Down: Made/Att	7/14	7/12
4th Down Pct.	50.0	58.3
POSSESSION AVG.	30.50	29.10
TOTAL NET YARDS	5213	5345
Avg. Per Game	325.8	334.1
Total Plays	1035	969
Avg. Per Play	5.0	5.5
NET YARDS RUSHING	1872	1963
Avg. Per Game	117.0	122.7
Total Rushes	462	456
NET YARDS PASSING	3341	3382
Avg. Per Game	208.8	211.4
Sacked/Yards Lost	46/330	34/289
Gross Yards	3671	3671
Att./Completions	527/305	479/284
Completion Pct.	57.9	59.3
Had Intercepted	18	10
PUNTS/AVERAGE	80/43.5	62/41.4
NET PUNTING AVG.	38.5	35.6
PENALTIES/YARDS	108/775	105/824
FUMBLES/BALL LOST	30/14	36/15
TOUCHDOWNS	36	43
Rushing	19	16
Passing	15	22
Returns	2	5

Score By Periods	1	2	3	4	OT	Total
BRONCOS	87	120	46	75	3	331
OPPONENTS	60	85	96	131	3	371

SCORING	TD	Ru	Pa	Rt	PAT	FG	S	TP
Treadwell	0	0	0	0	34/36	25/34	0	109
Humphrey	7	7	0	0	0/0	0/0	0	42
Jackson	5	1	4	0	0/0	0/0	0	30
Bratton	4	3	1	0	0/0	0/0	0	24
Young	4	0	4	0	0/0	0/0	0	24
Elway	3	3	0	0	0/0	0/0	0	18
Johnson	3	0	3	0	0/0	0/0	0	18
Sewell	3	3	0	0	0/0	0/0	0	18
Nattiel	2	0	2	0	0/0	0/0	0	12
Winder	2	2	0	0	0/0	0/0	0	12
Mecklenburg	1	0	0	1	0/0	0/0	1	8
Henderson	1	0	0	1	0/0	0/0	0	6
Sharpe	1	0	1	0	0/0	0/0	0	6
Fletcher	0	0	0	0	0/0	0/0	1	2
BRONCOS	36	19	15	2	34/36	25/34	3	331
OPPONENTS	43	16	22	5	38/43	26/33	0	374

FIELD GOALS	1-19	20-29	30-39	40-49	50+
Treadwell	0/0	13/14	4/6	8/13	0/1
OPPONENTS	1/1	5/5	14/16	6/10	0/1

Treadwell (43G,44G,24G) (38N,22G) (27G,49N,25G) (49N,24N) (20G,25G) (24G) (39G,32N,42G) (31G,46G,46G) (1) (27G,24G) (24G,32G) (45G,21G,41N) (1) (46N,49G,26G) (49G,50N,45N) (22G,31G)

PASSING	Att.	Comp.	Yds.	Cmp. %	Yd./Att.	TD	TD %	Int.	Int. %	LG	Sacked	Rating
Elway	502	294	3526	58.6	7.02	15	3.0	14	2.8	66	43/311	78.5
Kubiak	22	11	145	50.0	6.59	0	0.0	4	18.2	36	3/19	31.6
Humphrey	2	0	0	0.0	0.00	0	0.0	0	0.0	0	0/0	39.6
Sewell	1	0	0	0.0	0.00	0	0.0	0	0.0	0	0/0	39.6
BRONCOS	527	305	3671	57.9	6.97	15	2.8	18	3.4	66	46/330	74.6
OPPONENTS	479	284	3671	59.3	7.66	22	4.5	10	2.1	90	34/289	90.0



# 1991 FINAL STATISTICS (12-4)

Date	W/L	Score	Opponent	Attend.
Sept 1	W	45-14	Cincinnati	72,855
Sept 8	L	13-16	at Raiders	48,569
Sept 15	W	16-10	Seattle	74,152
Sept 22	W	27-19	San Diego	73,258
Sept 29	W	13-6	at Minnesota	55,031
Oct 6	L	14-42	at Houston	59,145
Oct 20	W	19-16	Kansas City	75,866
Oct 27	W	9-6	at New England	43,994
Nov 3	W	20-13	Pittsburgh	70,973
Nov 10	L	16-17	Raiders	75,896
Nov 17	W	24-20	at Kansas City	74,661
Nov 24	L	10-13	at Seattle	60,430
Dec 1	W	20-3	New England	67,116
Dec 8	W	17-7	at Cleveland	73,539
Dec 15	W	24-19	Phoenix	74,098
Dec 22	W	17-14	at San Diego	51,449

Team Statistics	Den	Opp
TOTAL FIRST DOWNS	284	242
Rushing	117	81
Passing	150	147
Penalty	17	14
3rd Down: Made/Att	92/223	64/206
3rd Down Pct.	41.3	31.1
4th Down: Made/Att	8/14	7/17
4th Down Pct.	57.1	41.2
POSSESSION AVG.	31:36	28:24
TOTAL NET YARDS	5012	4549
Avg. Per Game	313.3	284.3
Total Plays	1012	939
Avg. Per Play	5.0	4.8
NET YARDS RUSHING	2015	1794
Avg. Per Game	125.9	112.1
Total Rushes	505	411
NET YARDS PASSING	2997	2755
Avg. Per Game	187.3	172.2
Sacked/Yards Lost	46/313	52/346
Gross Yards	3310	3101
Att./Completions	459/246	476/246
Completion Pct.	53.6	51.7
Had Intercepted	12	23
PUNTS/AVERAGE	74/41.2	79/44.5
NET PUNTING AVG.	36.4	39.1
PENALTIES/YARDS	94/715	105/848
FUMBLES/BALL LOST	31/13	26/10
TOUCHDOWNS	32	22
Rushing	16	8
Passing	13	12
Returns	3	2

Score By Periods	1	2	3	4	OT	Total
BRONCOS	42	11	71	80	0	304
OPPONENTS	43	77	49	66	0	235

SCORING	TD	R	P	FG	S	P
Treadwell	0	0	0	31/32	27/36	0 112
Elway	6	0	0	0/0	0/0	0 36
Green	4	0	0	0/0	0/0	0 24
Lewis	4	0	0	0/0	0/0	0 24
Sewell	2	2	0	0/0	0/0	0 24
V. Johnson	0	3	0	0/0	0/0	0 18
Nattiel	0	2	0	0/0	0/0	0 12
Young	0	2	0	0/0	0/0	0 12
Braxton	0	0	1	0/0	0/0	0 6
Dimry	0	0	1	0/0	0/0	0 6
Jackson	0	1	0	0/0	0/0	0 6
R. Johnson	0	1	0	0/0	0/0	0 6
Powers	0	0	1	0/0	0/0	0 6
Russell	0	1	0	0/0	0/0	0 6
Sharpe	0	1	0	0/0	0/0	0 6
BRONCOS	16	13	3	31/32	27/36	0 304
OPPONENTS	8	12	2	22/22	27/36	0 235

FIELD GOALS	1-19	20-29	30-39	40-49	50+
Treadwell	5/5	10/10	9/12	3/9	0/0
OPPONENTS	2/2	11/13	7/10	7/7	0/1

Treadwell: (30N,42N,19G) (22G,47G) (17G, 25G,35G) (34G,23G) (37G,42G) (31 N) (39G, 30G, 25G,27G) (35G, 18G,47N,34G) (28G,21G,

PASSING	Att.	Comp.	Yds.	Cmp.%	Yd./Att.	TD	TD%	Int.	Int.%	LG	Sacked	Rating
Elway	451	242	3253	53.7	7.21	13	2.9	12	2.7	71	45/305	75.4
Kubiak	5	3	33	60.0	6.60	0	0.0	0	0.0	14	1/8	79.6
Sewell	3	1	24	33.3	8.00	0	0.0	0	0.0	24	0/0	63.2
BRONCOS	459	246	3310	53.6	7.21	13	2.8	12	2.6	71	46/313	75.3
OPPONENTS	476	246	3101	51.7	6.51	12	2.5	23	4.8	63	52/346	60.6

45N) (19G,48N) (37G,35N) (47N,23G) (20G, 24G) (37G) (18G) (42G,45N)

OPPONENTS: (29G,23G,34G,32N) (28G) (41G, 43G,43G,36G) (49G,25G) (32N) (32G,48G,25G) (20G,17G,25N) (26G,39G,24N) (20G,37N) (19G, 27G) (36G,42G) (23G) (52N,33G,45G,28G,38G)

RUSHING	No.	Yds.	Avg	Long	TD
Green	261	1037	4.0	163	4
Lewis	99	376	3.8	27	4
Elway	55	255	4.6	17	6
Sewell	50	211	4.2	26	2
Perryman	21	45	2.1	6	0
Humphrey	11	33	3.0	7	0
Jackson	2	18	9.0	21	0
Sharpe	1	15	15.0	15	0
Kubiak	3	11	3.7	12	0
Horan	2	9	4.5	9	0
Rivers	2	5	2.5	3	0
BRONCOS	505	2015	4.0	163	16
OPPONENTS	411	1794	4.4	49	8

RECEIVING	No.	Yds	Avg	Long	TD
Young	44	629	14.3	152	2
Sewell	38	436	11.5	60	2
Jackson	33	603	18.3	71	1
Sharpe	22	322	14.6	37	1
Russell	21	317	15.1	40	1
V. Johnson	21	208	9.9	22	3
Perryman	17	171	10.1	24	0
Nattiel	16	288	18.0	170	2
Green	13	78	6.0	13	0
Kay	11	139	12.6	32	0
R. Johnson	6	73	12.2	31	1
Lewis	2	9	4.5	7	0
Elway	1	24	24.0	24	0
B. Johnson	1	13	13.0	13	0
BRONCOS	246	3310	13.5	71	13
OPPONENTS	246	3101	12.6	63	12

INTERCEPTIONS	No.	Yds	Avg	Long	TD
Atwater	5	104	20.8	49	0
D. Smith	5	60	12.0	39	0
Braxton	4	55	13.8	152	1
Dimry	3	35	11.7	126	1
Henderson	2	53	26.5	53	0
Brooks	2	7	3.5	9	0
Robbins	1	35	35.0	35	0
Lang	1	30	30.0	30	0
BRONCOS	23	379	16.5	53	2
OPPONENTS	12	101	8.4	43	0

PUNTING	No.	Yds	Avg	Net TB	In20	Lg	B
Horan	72	3012	41.8	36.7	8	24	71
Elway	1	34	34.0	14.0	1	0	34
BRONCOS	74	3046	41.2	36.4	9	24	71
OPPONENTS	79	3513	44.5	39.1	7	17	63

PUNT RETURNS	Ret	FC	Yds	Avg	Lg	TD
V. Johnson	24	14	174	7.3	20	0
Nattiel	10	2	43	4.3	17	0
Clark	7	1	67	9.6	18	0
BRONCOS	41	17	284	6.9	20	0
OPPONENTS	28	14	170	6.1	23	0

KICKOFF RETURNS	No.	Yds	Avg	Lg	TD
Montgomery	26	488	18.8	55	0
Russell	7	120	17.1	30	0
Clark	2	45	22.5	29	0
Lewis	1	20	20.0	20	0
Sewell	1	14	14.0	14	0
BRONCOS	37	687	18.6	55	0
OPPONENTS	62	1096	17.7	38	0

SACKS: Fletcher 13.5, Croel 10.0, Mecklenburg 9.0, Holmes 5.0, Kragen 3.5, Mills 3.0, Walker 3.0, Powers 2.0, Atwater 1.0, Braxton 1.0, Sochia 1.0. BRONCOS 52.0, OPPONENTS 46.0.

# 1992 FINAL STATISTICS (8-8)

Date	W/L	Score	Opponent	Attend.
Sept 6	W	17-13	L.A. Raiders	75,418
Sept 13	W	21-13	San Diego	74,367
Sept 20	L	0-30	at Philadelphia	65,833
Sept 27	W	12-0	at Cleveland	78,064
Oct 4	W	20-19	Kansas City	75,829
Oct 12	L	3-34	at Washington	56,371
Oct 18	W	27-21	Houston	74,827
Oct 25	L	21-24	at San Diego	53,576
Nov 8	W	27-16	New York Jets	74,678
Nov 15	W	27-13	New York Giants	75,269
Nov 22	L	0-24	at L.A. Raiders	50,011
Nov 30	L	13-16	at Seattle (OT)	51,612
Dec 6	L	27-31	Dallas	74,946
Dec 12	L	17-27	at Buffalo	71,740
Dec 20	W	10-6	Seattle	72,570
Dec 27	L	20-42	at Kansas City	76,240

Team Statistics	Den	Opp
TOTAL FIRST DOWNS	234	283
Rushing	84	105
Passing	135	156
Penalty	15	22
3rd Down: Made/Att	67/208	81/222
3rd Down Pct.	32.2	36.5
4th Down: Made/Att	5/11	5/13
4th Down Pct.	45.5	38.5
POSSESSION AVG.	28:14	31:46
TOTAL NET YARDS	4430	5083
Avg. Per Game	276.9	317.7
Total Plays	928	1001
Avg. Per Play	4.8	5.1
NET YARDS RUSHING	1500	1963
Avg. Per Game	93.8	122.7
Total Rushes	403	489
NET YARDS PASSING	2930	3120
Avg. Per Game	183.1	195.0
Sacked/Yards Lost	52/382	50/317
Gross Yards	3312	3437
Att./Completions	473/258	462/268
Completion Pct.	54.5	58.0
Had Intercepted	29	15
PUNTS/AVERAGE	85/43.6	78/43.3
NET PUNTING AVG.	85/37.7	78/36.2
PENALTIES/YARDS	98/768	96/715
FUMBLES/BALL LOST	29/15	33/18
TOUCHDOWNS	29	35
Rushing	11	10
Passing	16	21
Returns	2	4

Score By Periods	1	2	3	4	OT	Total
BRONCOS	61	40	63	98	0	262
OPPONENTS	51	121	74	80	3	329

SCORING	TD	R	P	FG	S	P
Treadwell	0	0	0	28/28	20/24	0 88
Jackson	8	0	8	0/0	0/0	0 48
Lewis	4	4	0	0/0	0/0	0 24
Rivers	4	3	1	0/0	0/0	0 24
Elway	2	2	0	0/0	0/0	0 12
Green	2	2	0	0/0	0/0	0 12
V. Johnson	2	0	2	0/0	0/0	0 12
Sharpe	2	0	2	0/0	0/0	0 12
Brooks	1	0	0	1	0/0	0 6
Henderson	1	0	0	1	0/0	0 6
R. Johnson	1	0	1	0/0	0/0	0 6
Marshall	1	0	1	0/0	0/0	0 6
Tillman	1	0	1	0/0	0/0	0 6
Daluiso	0	0	0	0/0	0/1	0 0
BRONCOS	29	11	16	28/28	20/25	0 262
OPPONENTS	35	10	21	35/35	28/38	0 329

FIELD GOALS	1-19	20-29	30-39	40-49	50+
Treadwell	1/1	9/10	6/6	4/5	0/0
Daluiso	0/0	0/0	0/0	0/0	0/1
BRONCOS	1/1	9/10	6/6	4/5	0/1
OPPONENTS	1/1	7/7	14/17	3/8	3/5

Treadwell: (39G) (1) (49N,33N) (23G,32G,20G) (41G, 22G,31B) (38G) (45G,28G) (1) (37G,23G) (25G,46G) (23B) (28G,36G) (1) (26G) (30G) (27G,19G)

PASSING	Att.	Comp.	Yds.	Cmp.p.	Yd/A
Elway	316	174	2242	55.1	7.09
Maddox	121	66	757	54.5	6.26
Moore	34	17	232	50.0	6.82
Lewis	1	0	0	0.0	0.00
Marshall	1	1	81	100.0	81.00
BRONCOS	473	258	3312	54.5	7.00
OPPONENTS	462	268	3437	58.0	7.44

## 1993 FINAL STATISTICS (9-7)

Date	W/L	Score	Opponent	Attend.
Sept 5	W	26-20	at New York Jets	68,130
Sept 12	W	34-17	San Diego	75,074
Sept 20	L	7-15	at Kansas City	78,453
Oct 3	W	35-13	Indianapolis	74,953
Oct 10	L	27-30	at Green Bay	58,943
Oct 18	L	20-23	L.A. Raiders	75,712
Oct 31	W	28-17	Seattle	73,644
Nov 7	W	29-14	at Cleveland	77,818
Nov 14	L	23-26	Minnesota	67,329
Nov 21	W	37-13	Pittsburgh	74,840
Nov 28	W	17-9	at Seattle	57,812
Dec 5	L	10-13	at San Diego	60,233
Dec 12	W	27-21	Kansas City	75,822
Dec 16	W	13-3	at Chicago	53,056
Dec 26	L	10-17	Tampa Bay	73,434
Jan 2	L	30-33	at L.A. Raiders (OT)	66,904

Team Statistics	Den	Opp
TOTAL FIRST DOWNS	327	280
Rushing	105	86
Passing	187	181
Penalty	35	13
3rd Down: Made/Att	98/225	71/215
3rd Down Pct.	43.6	33.0
4th Down: Made/Att	2/11	8/17
4th Down Pct.	18.2	47.1
POSSESSION AVG.	31:23	28:37
TOTAL NET YARDS	5461	5149
Avg. Per Game	341.3	321.8
Total Plays	1060	1005
Avg. Per Play	5.2	5.1
NET YARDS RUSHING	1693	1418
Avg. Per Game	105.8	88.6
Total Rushes	468	397
NET YARDS PASSING	3768	3731
Avg. Per Game	235.5	233.2
Sacked/Yards Lost	39/293	46/238
Gross Yards	4061	3969
Att./Completions	553/350	562/314
Completion Pct.	63.3	55.9
Had Intercepted	10	18
PUNTS/AVERAGE	68/44.4	81/43.7
NET PUNTING AVG.	68/37.1	81/36.0
PENALTIES/YARDS	112/822	128/962
FUMBLES/BALL LOST	29/18	27/13
TOUCHDOWNS	42	27
Rushing	13	6
Passing	27	21
Returns	2	0

Score By Periods	1	2	3	4	OT	Total
BRONCOS	66	147	91	69	0	373
OPPONENTS	53	82	62	84	3	284

SCORING	TD	Ru	Pa	Rt	PAT	FG	S	TP
Elam	0	0	0	0	41/42	26/35	0	119
Sharpe	9	0	0	0	0/0	0/0	0	54
Delpino	8	0	0	0	0/0	0/0	0	48
Johnson, V.	5	0	0	0	0/0	0/0	0	30
Bernstine	4	4	0	0	0/0	0/0	0	24
Russell	4	0	3	1	0/0	0/0	0	24
Milburn	3	0	3	0	0/0	0/0	0	18
Rivers	2	1	1	0	0/0	0/0	0	14
Marshall	2	0	2	0	0/0	0/0	0	12
Tillman	2	0	2	0	0/0	0/0	0	12
Croel	1	0	0	1	0/0	0/0	0	6
Johnson, R.	1	0	0	1	0/0	0/0	0	6
Wyman	1	0	0	1	0/0	0/0	0	6
BRONCOS	42	13	27	2	41/42	26/35	1	373
OPPONENTS	27	6	21	0	27/27	31/36	1	284

FIELD GOALS	1-19	20-29	30-39	40-49	50+
Elam	0/0	11/12	7/7	4/10	4/6
OPPONENTS	1/1	8/8	10/10	8/12	4/5

Elam: (28G,30G,30G,41G) (20G,54G) (1) (53N)  
(47G,37G) (40G,42N,37G) (47N) (22G,38G)  
(26B,53G) (48G,27G,28G) (25G,40N) (30G,42N)

OPPONENTS: (22G,43G) (30G) (34G,41,52G,44G,20G) (28G,28G) (28G,32G,21G) (32G,49G,53G) (53G) (49N) (25G,19G,35G,43G) (37G,38G) (1) (56N,47N,27G,34G) (44N) (31G) (48G,41N) (43G,50G,39G,47G)

RUSHING	No.	Yds.	Avg	Long	TD
Bernstine	223	816	3.7	24	4
Delpino	131	445	3.4	18	8
Milburn	52	231	4.4	26	0
Elway	44	153	3.5	18	0
Rivers	15	50	3.3	14	1
Rouen	1	0	0.0	0	0
Maddox	2	-2	-1.0	-1	0
BRONCOS	468	1693	3.6	26	13
OPPONENTS	397	1418	3.6	28	6

RECEIVING	No.	Yds.	Avg	Long	TD
Sharpe	81	995	12.3	63	9
Russell	44	719	16.3	43	3
Bernstine	44	372	8.5	41	0
Milburn	38	300	7.9	50	3
Johnson, V.	36	517	14.4	56	5
Marshall	28	360	12.9	40	2
Delpino	26	195	7.5	25	0
Johnson, R.	20	243	12.2	38	1
Tillman	17	193	11.4	30	2
Kimbrough	8	79	9.9	16	0
Rivers	6	59	9.8	17	1
Taylor, K.	1	28	28.0	28	0
Wyman	1	1	1.0	11	1
BRONCOS	350	4061	11.6	63	27
OPPONENTS	314	3969	12.6	174	21

INTERCEPTIONS	No.	Yds	Avg	Long	TD
Smith	3	57	19.0	36	0
Braxton	3	37	12.3	25	0
Atwater	2	81	40.5	68	0
Dronett	2	13	6.5	7	0
Lang	2	4	2.0	4	0
Croel	1	22	22.0	22	1
F. Robinson	1	13	13.0	13	0
Wyman	1	9	9.0	9	0
Bradford	1	0	0.0	0	0
Dimry	1	0	0.0	0	0
Hall	1	0	0.0	0	0
BRONCOS	18	236	13.1	68	1
OPPONENTS	10	79	7.9	19	0

PUNTING	No.	Yds	Avg	Net TB	In20	Lg	B
Rouen	67	3017	45.0	37.1	8	17	62
TEAM	68	3017	44.4	37.1	8	17	62
OPPONENTS	81	3541	43.7	36.0	10	22	61

PUNT RETURNS	Ret	FC	Yds	Avg	Lg	TD
Milburn	41	11	425	10.6	54	0
Bradford	1	0	0	0.0	0	0
BRONCOS	41	11	425	10.4	54	0
OPPONENTS	33	8	337	10.2	37	0

KICKOFF RETURNS	No.	Yds	Avg	Lg	TD
Russell	18	374	20.8	49	0
Milburn	12	188	15.7	26	0
Delpino	7	146	20.9	49	0
Meeks	1	9	9.0	9	0
Sharpe	1	0	0.0	0	0
BRONCOS	39	717	18.4	49	0
OPPONENTS	63	1119	17.8	68	0

SACKS: Fletcher 13.5, Mecklenburg 9.0, Dronett 7.0, Croel 5.0, J. Robinson 3.5, Kragen 3.0, Wyman 2.0, Atwater 1.0, Oshodin 1.0, Williams 1.0, BRONCOS 46.0, OPPONENTS 39.0.

PASSING	Att.	Comp.	Yds.	Cmp.%	Yd/Att.	TD	TD%	Int.	Int.%	LG	Sacked	Rating
Elway	551	348	4030	63.2	7.31	25	4.5	10	1.8	63	39/293	92.8
Maddox	1	1	100.0	100.0	100.0	1	100.0	0	0.0	11	0/0	118.0
Marshall	1	1	30	100.0	30.00	1	100.0	0	0.0	130	0/0	158.3
BRONCOS	553	350	4061	63.3	7.34	27	4.9	10	1.8	63	39/293	94.2
OPPONENTS	562	314	3969	55.9	7.06	21	3.7	18	3.2	174	46/238	77.2

## 1994 FINAL STATISTICS (7-9)

Date	W/L	Score	Opponent	Attend.
Sept 4	L	34-37	San Diego	74,032
Sept 11	L	22-25	at N.Y. Jets (OT)	73,436
Sept 18	L	16-48	L.A. Raiders	75,764
Sept 26	L	20-27	at Buffalo	75,373
Oct 9	W	16-9	at Seattle	63,872
Oct 17	L	28-31	Kansas City	75,151
Oct 23	W	20-15	at San Diego	61,626
Oct 30	W	26-14	Cleveland	73,190
Nov 6	L	21-27	at L.A. Rams	48,103
Nov 13	W	17-10	Seattle	71,290
Nov 20	W	32-28	Atlanta	70,594
Nov 27	W	15-13	Cincinnati	69,714
Dec 4	W	20-17	at Kansas City (OT)	77,631
Dec 11	L	13-23	at L.A. Raiders	60,016
Dec 17	L	19-42	at San Francisco	64,684
Dec 24	L	28-30	New Orleans	64,445

Team Statistics	Den	Opp
TOTAL FIRST DOWNS	346	303
Rushing	101	103
Passing	202	182
Penalty	43	18
3rd Down: Made/Att	87/231	86/217
3rd Down Pct.	37.7	39.6
4th Down: Made/Att	7/17	3/10
4th Down Pct.	41.2	30.0
POSSESSION AVG.	30:58	29:02
TOTAL NET YARDS	5487	5907
Avg. Per Game	342.9	369.2
Total Plays	1112	1023
Avg. Per Play	4.9	5.8
NET YARDS RUSHING	1470	1752
Avg. Per Game	91.9	109.5
Total Rushes	431	432
NET YARDS PASSING	4017	4155
Avg. Per Game	251.1	259.7
Sacked/Yards Lost	55/366	23/141
Gross Yards	4383	4296
Att./Completions	626/388	568/322
Completion Pct.	62.0	56.7
Had Intercepted	13	12
PUNTS/AVERAGE	76/42.9	76/43.5
NET PUNTING AVG.	76/37.1	76/35.8
PENALTIES/YARDS	101/865	134/1031
FUMBLES/BALL LOST	27/18	24/14
TOUCHDOWNS	37	43
Rushing	19	12
Passing	18	28
Returns	0	3

Score By Periods	1	2	3	4	OT	Total
BRONCOS	53	96	102	93	3	347
OPPONENTS	64	148	77	104	3	396

SCORING	TD	Ru	Pa	Rt	PAT	FG	S	TP
Elam	0	0	0	0	29/29	30/37	0	119
L. Russell	9	0	0	0	0/0	0/0	0	54
Miller	5	0	0	0	0/0	0/0	0	32
Sharpe	4	0	4	0	0/0	0/0	0	28
Elway	4	4	0	0	0/0	0/0	0	24
Milburn	4	1	3	0	0/0	0/0	0	24
Clark	3	3	0	0	0/0	0/0	0	18
Evans	2	0	2	0	0/0	0/0	0	12
Rivers	2	2	0	0	0/0	0/0	0	12
Campbell	1	0	1	0	0/0	0/0	0	6
Pritchard	1	0	1	0	0/0	0/0	0	6
D. Russell	1	0	1	0	0/0	0/0	0	6
Tillman	1	0	1	0	0/0	0/0	0	6
BRONCOS	37	19	16	0	29/29	30/37	0	347
OPPONENTS	43	12	28	3	35/35	31/37	0	396

FIELD GOALS	1-19	20-29	30-39	40-49	50+
Elam	0/0	11/11	11/11	7/12	1/3
OPPONENTS	3/3	8/9	11/13	9/10	0/2

Elam: (25G, 43G) (43G,21G,29G) (43G) (41N,28G,43G) (26G,33G,37G,43N) (1) (49N,54G,25G) (27G,32G) (42G,57N,29G) (42G) (35G,50B) (34G,33G,45N,37G,44N) (34G,34G) (20G,21G) (28G,45G) (32G,30G)

PASSING	Att.	Comp.	Yds.	Cmp.%	Yd/Att.	TD	TD%	Int.	Int.%	LG	Sacked	Rating
Elway	494	307	3490	62.1	7.06	16	3.2	10	2.0	63	46/303	85.7
Miller	131	81	893	61.8	6.82	2	1.5	3	2.3	76	9/63	77.6
Rivers	1	0	0	0.0	0.00	0	0.0	0	0.0	0	0/0	39.6
BRONCOS	626	388	4383	62.0	7.00	18	2.9	13	2.1	76	55/366	83.8
OPPONENTS	568	322	4296	56.7	7.56	28	4.9	12	2.1	75	23/141	88.5

OPPONENTS: (27G) (39G) (42G,33G) (36G,28G) (37G,36G,42G) (27N,19G) (22G,39G,37G,26G,44G) (43G,45G) (35G,18G) (56N,19G) (1) (43G,32G,51N



## 1995 FINAL STATISTICS (8-8)

Date	W/L	Score	Opponent	Attend.	OPPONENTS: ( ) (45G) (30N,31G) (45G) (48N, 45G,20G) (51G) ( ) (35N) (31G,20G,54N) (52N, 39G) (29G,32G) ( ) (47G) (36G) (37N) ( )
Sept 3	W	22-7	Buffalo	75,157	
Sept 10	L	21-31	at Dallas	64,578	
Sept 17	W	38-31	Washington	71,930	
Sept 24	L	6-17	at San Diego	58,978	
Oct 1	L	10-27	at Seattle	49,914	
Oct 8	W	37-3	at New England	60,074	
Oct 16	W	27-0	Oakland	75,491	
Oct 22	L	7-21	Kansas City	71,044	
Nov 5	W	38-6	Arizona	71,488	
Nov 12	L	13-31	at Philadelphia	60,842	
Nov 19	W	30-27	San Diego	74,681	
Nov 26	L	33-42	at Houston	36,113	
Dec 3	W	31-23	Jacksonville	72,231	
Dec 10	L	27-31	Seattle	71,488	
Dec 17	L	17-20	at Kansas City	75,061	
Dec 24	W	31-28	at Oakland	50,074	

Team Statistics	Den	Opp
TOTAL FIRST DOWNS	344	322
Rushing	114	114
Passing	205	186
Penalty	25	22
3rd Down: Made/Att	89/207	92/212
3rd Down Pct.	43.0	43.4
4th Down: Made/Att	8/18	10/21
4th Down Pct.	44.4	47.6
POSSESSION AVG.	30:09	29:51
TOTAL NET YARDS	6040	5193
Avg. Per Game	377.5	324.6
Total Plays	1060	1010
Avg. Per Play	5.7	5.1
NET YARDS RUSHING	1995	1895
Avg. Per Game	124.7	118.4
Total Rushes	440	451
NET YARDS PASSING	4045	3298
Avg. Per Game	252.8	206.1
Sacked/Yards Lost	26/215	30/220
Gross Yards	4260	3518
Att./Completions	594/350	529/297
Completion Pct.	58.9	56.1
Had Intercepted	14	8
PUNTS/AVERAGE	54/40.9	76/42.8
NET PUNTING AVG.	54/37.3	76/34.9
PENALTIES/YARDS	109/851	103/848
FUMBLES/BALL LOST	25/16	20/13
TOUCHDOWNS	42	44
Rushing	14	19
Passing	27	20
Returns	1	5

Score By Periods	1	2	3	4	OT	Total
BRONCOS	96	137	64	91	—	388
OPPONENTS	72	103	68	102	—	345

SCORING	TD	Ru	Pa	Rt	PAT	FG	S	TP
Elam	0	0	0	0	39/39	31/38	0	132
Miller	14	0	14	0	0/0	0/0	0	84
Davis	8	7	1	0	0/0	0/0	0	48
Craver	6	5	1	0	0/0	0/0	0	36
Sharpe	4	0	4	0	0/0	0/0	0	24
Pritchard	3	0	3	0	0/0	0/0	0	18
McCaftrey	2	0	2	0	0/0	0/0	0	14
Elway	1	1	0	0	0/0	0/0	0	14
Bernstine	1	1	0	0	0/0	0/0	0	6
Evans	1	0	1	0	0/0	0/0	0	6
Smith	1	0	1	0	0/0	0/0	0	6
Crockett	1	0	0	1	0/0	0/0	0	6
BRONCOS	42	14	27	1	39/39	31/38	0	388
OPPONENTS	44	19	20	5	42/42	13/19	0	345

FIELD GOALS	1-19	20-29	30-39	40-49	50+
Elam	0/0	7/9	14/15	5/7	5/7
OPPONENTS	0/0	4/4	4/7	4/5	1/3

Elam: (22G, 52G, 20G, 38N, 38G, 37G) ( ) (20G) (23G, 52G) (23N, 52N, 30G) (37G, 30G, 51G) (30G, 32G, 39G, 37G) ( ) (53G) (44G, 48G) (20G, 35G, 46N, 32G) (56G, 48N, 35G) (38G) (29G, 46G, 66N) (49G) (45G, 28N, 27G, 37G)

PASSING	Att.	Comp.	Yds.	Cmp.%	Yd/Att.	TD	TD%	Int.	Int.%	LG	Sacked	Rating
Elway	542	316	3970	58.3	7.32	26	4.8	14	2.6	62	22/180	86.4
Miller	40	26	197	65.0	4.93	1	2.5	0	0.0	18	4/32	85.1
Musgrave	12	8	93	66.7	7.75	0	0.0	0	0.0	23	0/0	89.9
BRONCOS	594	350	4260	58.9	7.17	27	4.5	14	2.4	62	26/215	86.4
OPPONENTS	529	297	3518	56.1	6.65	20	3.8	8	1.5	57	30/220	82.9

## 1996 FINAL STATISTICS (13-3)

Date	W/L	Score	Opponent	Attend.	RUSHING	No.	Yds.	Avg	Long	TD
Sept 1	W	31-6	New York Jets	70,595	Davis	345	1538	4.5	71	13
Sept 8	W	30-20	at Seattle	43,671	Hebron	49	262	5.3	47	0
Sept 15	W	27-23	Tampa Bay	71,535	Elway	50	249	5.0	22	4
Sept 22	L	14-17	at Kansas City	79,439	Craver	59	232	3.9	28	2
Sept 29	W	14-10	at Cincinnati	51,798	Lewis	4	39	9.8	18	0
Oct 6	W	28-17	San Diego	75,058	Miller	3	39	13.0	26	1
Oct 20	W	45-34	Baltimore	70,453	Rivers	2	6	3.0	3	0
Oct 27	W	34-7	Kansas City	75,652	R. Smith	1	1	1.0	1	0
Nov 4	W	22-21	at Oakland	61,179	Musgrave	12	-4	-0.3	6	0
Nov 10	W	17-12	Chicago	75,555	BRONCOS	525	2362	4.5	71	20
Nov 17	W	34-8	at New England	59,452	OPPONENTS	345	1331	3.9	56	5
Nov 24	W	21-17	at Minnesota	59,142						
Dec 1	W	34-7	Seattle	74,982	RECEIVING	No.	Yds	Avg	Long	TD
Dec 8	L	6-41	at Green Bay	60,712	Sharpe	80	1062	13.3	51	10
Dec 15	W	24-19	Oakland	75,466	Miller	56	735	13.1	46	3
Dec 22	L	10-16	at San Diego	46,801	McCaftrey	48	553	11.5	39	7

Team Statistics	Den	Opp
TOTAL FIRST DOWNS	336	261
Rushing	134	67
Passing	180	165
Penalty	22	29
3rd Down: Made/Att	112/229	78/217
3rd Down Pct.	48.9	35.9
4th Down: Made/Att	6/11	7/16
4th Down Pct.	54.5	43.8
POSSESSION AVG.	33:17	26:43
TOTAL NET YARDS	5791	4470
Avg. Per Game	361.9	279.4
Total Plays	1092	951
Avg. Per Play	5.3	4.7
NET YARDS RUSHING	2362	1331
Avg. Per Game	147.6	83.2
Total Rushes	525	345
NET YARDS PASSING	3429	3139
Avg. Per Game	214.3	196.2
Sacked/Yards Lost	31/233	40/274
Gross Yards	3662	3413
Att./Completions	536/327	566/302
Completion Pct.	61.0	53.4
Had Intercepted	17	23
PUNTS/AVERAGE	65/41.8	83/46.1
NET PUNTING AVG.	65/36.2	83/37.4
PENALTIES/YARDS	109/949	119/834
FUMBLES/BALL LOST	27/15	26/9
TOUCHDOWNS	47	31
Rushing	20	5
Passing	26	22
Returns	1	4

INTERCEPTIONS	No.	Yds	Avg	Long	TD
Braxton	9	128	14.2	69	1
Atwater	3	11	3.7	11	0
Romanowski	3	1	0.3	1	0
Crockett	2	34	17.0	34	0
Washington	2	17	8.5	23	0
James	2	15	7.5	15	0
Hilliard	1	27	27.0	27	0
Mobley	1	8	8.0	8	0
BRONCOS	23	241	10.5	69	1
OPPONENTS	17	171	10.1	34	0

PUNTING	No.	Yds	Avg	Net TB In20	Lg	B
Rouen	65	2714	41.8	36.2	5	16 57 0
BRONCOS	65	2714	41.8	36.2	5	16 57 0
OPPONENTS	83	3825	46.1	37.4	7	18 67 0

PUNT RETURNS	Ret	FC	Yds	Avg	Lg	TD
Elam	31	17	354	11.4	44	0
Crockett	0	0	4	—	4	0
Smith	0	1	0	—	0	0
BRONCOS	31	18	358	11.5	44	0
OPPONENTS	25	12	137	5.5	52	0

KICKOFF RETURNS	No.	Yds	Avg	Lg	TD
Miller	47	1269	27.0	86	0
Craver	7	50	7.1	13	0
Smith	4	54	13.5	17	0
Robinson	1	14	14.0	14	0
Burns	1	5	5.0	5	0
BRONCOS	60	1392	23.2	86	0
OPPONENTS	77	1671	21.7	94	2

2pt. CONVERSIONS:	Elway, McCaftrey: TEAM	2-3, OPPONENTS 0-2.
-------------------	------------------------	---------------------

SACKS:	Perry 6.0, Fletcher 5.0, Hasselbach 4.0, Crockett 3.0, Cadrez 2.0, Dronett 2.0, Williams 2.0, Aldridge 1.5, Burns 1.5, Jones 1.0, Robinson 1.0, Alexander 0.5, Wilson 0.5. BRONCOS 30.0, OPPONENTS 26.0.
--------	--

FIELD GOALS	1-19	20-29	30-39	40-49	50+
Elam	2/2	8/8	4/5	6/10	1/3
OPPONENTS	0/0	8/8	7/8	4/5	1/2

ELAM:	(28G) (18G, 28G, 33G) (45G, 20G) (52N, 34N) ( ) (34G) (40G, 47N, 29G) (36G, 43G, 28G) (24G) (52N, 28G, 47G) (42N) (44G, 18G) (40G, 39G) (38G, 40N) (51G, 45N).
OPPONENTS:	( ) (27G, 40G) (24G, 35G, 28G) (37G) (44G) (27G) (45G, 33G) (54N) (30N) (35G, 48G) (40N) (27G) ( ) (33G, 22G) (28G, 35G) (50G, 21G, 22G).

PASSING	Att.	Comp.	Yds.	Cmp.%	Yd/Att.	TD	TD%	Int.	Int.%	LG	Sacked	Rating
Elway	466	287	3328	61.6	7.14	26	5.6	14	3.0	51	26/194	89.2
Musgrave	52	31	276	59.6	5.31	0	0.0	2	3.8	46	4/32	57.9
Lewis	17	9	58	52.9	3.41	0	0.0	1	5.9	11	1/7	35.9
Craver	1	0	0	0.0	0.0	0	0.0	0	0.0	0	0/0	39.6
BRONCOS	536	327	3662	61.0	6.83	26	4.9	17	3.2	51	31/233	84.3
OPPONENTS	566	302	3413	53.4	6.03	22	3.9	23	4.1	51	40/274	67.7

## DENVER BRONCOS STARTERS, 1960-96

Listed below are the usual starters, by position, for the Denver Broncos on a season-by-season basis from 1960-96. A player must have been the starter for the majority of the games that season to be designated as the starter. If the number of starting assignments at a position were virtually equal, two players have been listed, with the player who had the greater playing time listed first. The term "Ret" is used to designate someone who was a kick return specialist.

1960			1961			1962		
OFFENSE			OFFENSE			OFFENSE		
LE	87	Lionel Taylor	LE	87	Lionel Taylor	LE	87	Lionel Taylor
LT	85	Jim Greer	LT	77	Jack Mattox	LT	72	Jerry Sturm
LG	74	Gordon Holz	LG	60	Kan Adamson	LG	71	Ken Adamson
LG	60	Ken Adamson	C	51	Mike Nichols	C	52	Jim Barton
C	51	Mike Nichols	RG	71	Willie Smith	RG	67	Bob McCullough
RG	71	Willie Smith	RT	75	Eldon Danenhauer	RT	75	Eldon Danenhauer
RE	81	Bill Jessup	TE	88	Gene Prebola	TE	88	Gene Prebola
FL	41	Bob McNamara	FL	42	Al Frazier (Ret)	FL	82	Bob Scarpitto
QB	18	Frank Tripucka	QB	18	Frank Tripucka	QB	18	Frank Tripucka
HB	20	Henry Bell	HB	34	Don Stone	HB	34	Don Stone
FB	35	Dave Rolfe	FB	33	Fred Bukaty	FB	35	Bo Dickinson
P	16	George Herring	P	16	George Herring	P	55	Jim Fraser
PK	21	Gene Mingo	PK	21	Gene Mingo	PK	21	Gene Mingo
Ret	40	Al Carmichael						
DEFENSE			DEFENSE			DEFENSE		
LE	65	Joe Young	LE	66	John Cash	DE	61	Chuck Gavin
LT	70	Don King	LT	64	Bud McFadin	DT	84	Bud McFadin
LT	64	Bud McFadin	RT	74	Gordon Holz	DT	74	Gordon Holz
RE	67	John Hatley	RE	61	Chuck Gavin	DT	66	John Cash
RT	61	Chuck Gavin	LLB	53	Bob Hudson	LLB	55	Jim Fraser
LLB	33	Pete Mangum	MLB	55	Wahoo McDaniel	MLB	55	Wahoo McDaniel
LLB	33	Bob Hudson	RLB	68	Bill Roehnelt	LLB	68	Bill Roehnelt
MLB	34	Hardy Brown	RLB	62	Jerry Stalcup	RLB	62	Jerry Stalcup
RLB	84	Albert Day	LCB	47	John McGeever			
LC	43	Frank Bernardi	RCB	45	Jim McMillan			
LC	41	Bob McNamara	LS	42	Al Romine			
RC	83	John Pyeatt	RS	23	Goose Gonsoulin			
LS	42	Al Romine						
RS	23	Goose Gonsoulin						
1963			1964			1965		
OFFENSE			OFFENSE			OFFENSE		
SE	87	Lionel Taylor	SE	87	Lionel Taylor	SE	87	Lionel Taylor
LT	76	Harold Olson	LT	73	Harold Olson	LT	77	Bob Breitenstein
LG	67	Bob McCullough	LG	71	Jim Perkins	LG	72	Jerry Sturm
C	72	Jerry Sturm	C	72	Jerry Sturm	C	52	Ray Kubala
RG	62	Ernie Barnes	RG	67	Bob McCullough	RG	67	Bob McCullough
RT	75	Eldon Danenhauer	RT	75	Eldon Danenhauer	RT	75	Eldon Danenhauer
TE	88	Gene Prebola	TE	30	Hewitt Dixon	TE	30	Hewitt Dixon
FL	82	Bob Scarpitto	FL	82	Bob Scarpitto	FL	82	Bob Scarpitto
QB	83	Bill Groman	QB	15	Jacky Lee	QB	7	Mickey Slaughter
QB	7	Mickey Slaughter	QB	15	Jacky Lee	QB	10	John McCormick
HB	19	Don Breaux	HB	27	Charley Mitchell	HB	28	Abner Haynes (Ret)
HB	34	Don Stone	HB	28	Abner Haynes	HB	27	Charley Mitchell
FB	3	Billy Joe	FB	3	Billy Joe	FB	2	Cookie Gilchrist
P	51	Jim Fraser	P	51	Jim Fraser	P	82	Bob Scarpitto
PK	21	Gene Mingo	PK	21	Gene Mingo	PK	12	Gary Kroner
Ret	27	Charley Mitchell	Ret	42	Odell Barry	Ret	42	Odell Barry
DEFENSE			DEFENSE			DEFENSE		
LE	83	Ray Jacobs	LE	83	Ray Jacobs	LE	80	Ed Cooke
LT	80	Ron Nery	LT	77	Dick Guesman	LT	83	Ray Jacobs
LT	64	Bud McFadin	RT	70	Charlie Janerette	RT	70	Charlie Janerette
RE	74	Gordy Holz	RE	80	Ed Cooke	RE	81	Max Leetzow
RT	61	Chuck Gavin	RE	78	Leroy Moore	RE	78	Leroy Moore
LLB	33	John Nocera	LLB	50	Jerry Hopkins	LLB	53	Tom Erlandson
LLB	53	Tom Erlandson	MLB	55	Marv Matuszak	MLB	50	Jerry Hopkins
MLB	54	Wahoo McDaniel	MLB	55	Marv Matuszak	MLB	54	Ed Cummings
RLB	55	Jim Fraser	RLB	51	Jim Fraser	RLB	53	John Bramlett
RLB	47	John McGeever	RLB	24	Willie Brown	LC	24	Willie Brown
RC	27	Charlie Mitchell	RC	20	Willie West	RC	45	Jim McMillan
LS	46	Bob Zeman	LS	47	John Griffin	RC	47	John McGeever
RS	23	Goose Gonsoulin	RS	23	Goose Gonsoulin	LS	44	Miller Farr
						LS	46	John Griffin
						RS	23	Goose Gonsoulin

1966			1967			1968		
OFFENSE			OFFENSE			OFFENSE		
SE	87	Lionel Taylor	SE	41	Eric Crabtree	SE	88	Al Denson
LT	76	Bob Breitenstein	LT	64	Sam Brunell	LT	72	Sam Brunell
LG	72	Jerry Sturm	LG	67	George Goeddeke	LG	67	George Goeddeke
C	52	Ray Kubala	C	59	Larry Kaminski	C	59	Larry Kaminski
RG	79	John Gonzaga	RG	73	Pat Mattson	RG	60	Bob Young
RT	84	Jon Homan	RT	78	Tom Cichowski	RT	74	Mike Current
TE	88	Al Denson	TE	85	Tom Beer	TE	85	Tom Beer
FL	82	Bob Scarpitto	FL	88	Al Denson	WR	41	Eric Crabtree
QB	10	John McCormick	QB	13	Steve Tensi	QB	15	Marlin Briscoe
HB	15	Max Chobioan	HB	44	Floyd Little (Ret)	HB	44	Floyd Little (Ret)
HB	28	Abner Haynes (Ret)	FB	27	Charley Mitchell	FB	22	Fran Lynch
FB	33	Wendell Hayes	FB	31	Bo Hickey	FB	32	Garrett Ford
P	82	Bob Scarpitto	P	32	Wendell Hayes	P	40	Brendan McCarthy
PK	12	Gary Kroner	PK	2	Bob Humphreys	PK	3	Bobby Howfield
DEFENSE			DEFENSE			DEFENSE		
LE	81	Max Leetzow	LE	75	Rex Mirich	LE	55	Pete Duranko
LT	80	Don La Rose	LT	62	Jerry Inman	LT	70	Paul Smith
LT	83	Ray Jacobs	RT	63	Dave Costa	RT	62	Jerry Inman
RT	66	Larry Cox	RE	60	Richard Jackson	RE	87	Richard Jackson
RE	60	Bob Young	LLB	57	Carl Cunningham	LLB	50	Carl Cunningham
LLB	50	Jerry Hopkins	MLB	57	John Huard	MLB	57	John Huard
MLB	55	Archie Matsos	MLB	55	Pete Duranko	RLB	52	Fred Forsburg
RLB	56	John Bramlett	RLB	54	Chip Myrtle	RLB	52	Fred Forsburg
LC	24	Willie Brown	LC	21	Frank Richters	LC	20	Chip Myrtle
LC	21	Goldie Sellers (Ret)	RC	48	Nemiah Wilson	RC	23	Drake Garrett
RC	48	Nemiah Wilson	FS	28	Jack Lentz	FS	28	Jack Lentz
LS	42	Lonnie Wright	SS	43	Pete Jacquess	SS	43	Pete Jacquess
RS	23	Goose Gonsoulin		45	Tom Cassese		34	Gus Holloman
1969			1970			1971		
OFFENSE			OFFENSE			OFFENSE		
SE	88	Al Denson	SE	88	Al Denson	SE	88	Al Denson
LT	84	Mike Haffner	LT	42	Bill Van Heusen	LT	80	Jerry Simmons
LG	72	Sam Brunell	LG	67	George Goeddeke	LG	75	Roger Shoals
C	59	Larry Kaminski	C	59	Larry Kaminski	C	59	Larry Kaminski
RG	80	Bob Young	RG	60	Bob Young	RG	64	Mike Schnitzer
RT	74	Mike Current	RT	74	Mike Current	RT	61	Tom Lyons
TE	85	Tom Beer	TE	83	Jim Whalen	TE	74	Mike Current
WR	82	Dave Pivec	WR	81	Billy Masters	WR	81	Billy Masters
WR	89	John Embree	WR	84	Mike Haffner	WR	40	Jack Gehrke
QB	13	Steve Tensi	QB	14	Peter Liske	QB	10	Dwight Harrison
HB	14	Peter Liske	HB	13	Steve Tensi	QB	10	Steve Ramsey
HB	44	Floyd Little	HB	44	Floyd Little	HB	13	Don Horn
FB	26	Frank Quayle	FB	11	Bobby Anderson (Ret)	HB	44	Floyd Little
FB	22	Fran Lynch	FB	33	Willis Crenshaw	FB	22	Fran Lynch
P	39	Tom Smiley	P	35	Clem Turner	FB	11	Bobby Anderson
P	42	Bill Van Heusen	P	42	Bill Van Heusen	P	42	Bill Van Heusen
G	34	Gus Holloman	PK	3	Bob Howfield	PK	15	Jim Turner
PK	3	Bob Howfield						
Ret	29	Wandy Williams						
DEFENSE			DEFENSE			DEFENSE		
LE	87	Rich Jackson	LE	87	Rich Jackson	LE	87	Rich Jackson
LT	70	Paul Smith	LT	70	Paul Smith	LT	63	Dave Costa
RT	62	Jerry Inman	RT	63	Dave Costa	RT	70	Paul Smith
RE	83	Dave Costa	RE	55	Pete Duranko	RE	55	Pete Duranko
LLB	50	Carl Cunningham	LLB	50	Carl Cunningham	LLB	50	Olen Underwood
MLB	57	John Huard	MLB	52	Fred Forsburg	MLB	52	Fred Forsburg
RLB	54	Chip Myrtle	RLB	54	Chip Myrtle	RLB	54	Chip Myrtle
LC	40	Grady Cavnass	LC	28	Cornell Gordon	LC	41	Leroy Mitchell
RC	36	Billy Thompson (Ret)	RC	36	Billy Thompson (Ret)	RC	36	Billy Thompson
FS	43	Pete Jacquess	FS	43	Pete Jacquess	FS	26	George Saimes
SS	20	Charles Greer	SS	20	Charles Greer	SS	20	Charles Greer





1972

## OFFENSE

WR	84	Rod Sherman
	25	Haven Moses
LT	78	Marv Montgomery
LG	68	Larron Jackson
C	59	Larry Kaminski
RG	64	Mike Schnitker
	61	Tom Lyons
RT	74	Mike Current
TE	81	Billy Masters
	88	Riley Odoms
WR	80	Jerry Simmons
QB	12	Charley Johnson
	10	Steve Ramsey
HB	44	Floyd Little
	22	Fran Lynch
FB	11	Bobby Anderson
	33	Joe Dawkins (Ret)
P	42	Bill Van Heusen
PK	15	Jim Turner

## DEFENSE

RE	77	Lyle Alzado
RT	76	Tom Domes
LT	70	Paul Smith
LE	55	Pete Duranko
RLB	54	Chip Myrtle
MLB	58	Tom Graham
LLB	52	Fred Forsburg
RC	36	Billy Thompson
LC	41	Leroy Mitchell
WS	23	Steve Preece
SS	20	Charles Greer

1975

## OFFENSE

WR	80	Rick Upchurch (Ret)
	42	Bill Van Heusen
LT	71	Claudie Minor
LG	61	Tom Lyons
C	50	Bobby Maples
RG	60	Paul Howard
RT	74	Mike Current
	78	Marv Montgomery
TE	88	Riley Odoms
WR	25	Haven Moses
	82	Jack Dolbin
QB	10	Steve Ramsey
	12	Charlie Johnson
HB	44	Floyd Little (Ret)
	24	Otis Armstrong
FB	32	Jon Keyworth
	22	Fran Lynch
P	42	Bill Van Heusen
PK	15	Jim Turner

## DEFENSE

LE	79	Barney Chavous
LT	63	John Grant
	68	Rubin Carter
RT	70	Paul Smith
RE	77	Lyle Alzado
LLB	57	Tom Jackson
MLB	52	Randy Gradishar
RLB	59	Joe Rizzo
	51	Bob Swenson
LC	20	Louis Wright
RC	28	Calvin Jones
	48	Earlie Thomas
WS	46	John Rowser
SS	36	Billy Thompson

1973

## OFFENSE

WR	25	Haven Moses
	88	Larron Jackson
LT	78	Marv Montgomery
LG	64	Mike Schnitker
C	50	Bobby Maples
	59	Larry Kaminski
RG	61	Tom Lyons
RT	74	Mike Current
TE	88	Riley Odoms
	88	Billy Masters
WR	84	Gene Washington
	80	Jerry Simmons
QB	12	Charley Johnson
HB	44	Floyd Little
	24	Otis Armstrong (Ret)
FB	33	Joe Dawkins
	11	Bobby Anderson
P	42	Bill Van Heusen
PK	15	Jim Turner

## DEFENSE

RE	77	Lyle Alzado
RT	79	Barney Chavous
LT	70	Paul Smith
LE	55	Pete Duranko
RLB	56	Ray May
MLB	58	Tom Graham
LLB	56	Dan Parish
RC	26	Calvin Jones
LC	41	Leroy Mitchell
WS	20	Charles Greer
SS	36	Billy Thompson (Ret)

1976

## OFFENSE

WR	80	Rick Upchurch (Ret)
	82	Jack Dolbin
LT	75	Bill Bain
LG	62	Tom Glassic
C	50	Bobby Maples
RG	61	Tom Lyons
RT	71	Claudie Minor
TE	88	Riley Odoms
WR	25	Haven Moses
QB	10	Steve Ramsey
HB	24	Otis Armstrong
	35	Lonnie Perrin (Ret)
FB	32	Jon Keyworth
	33	Jim Klick
P	42	Bill Van Heusen
PK	15	Jim Turner

## DEFENSE

LE	79	Barney Chavous
NT	63	John Grant
	68	Rubin Carter
RE	70	Paul Smith
LOLB	51	Bob Swenson
LILB	59	Joe Rizzo
MILB	52	Randy Gradishar
ROLB	57	Tom Jackson
LC	20	Louis Wright
RC	26	Calvin Jones
	43	Steve Foley
WS	46	John Rowser
SS	36	Billy Thompson

1974

## OFFENSE

WR	25	Haven Moses
	42	Bill Van Heusen
LT	71	Claudie Minor
LG	68	Larron Jackson
	61	Tom Lyons
C	50	Bobby Maples
RG	60	Paul Howard
RT	74	Mike Current
TE	88	Riley Odoms
	82	Billy Masters
WR	80	Jerry Simmons
QB	12	Charley Johnson
	10	Steve Ramsey
HB	24	Otis Armstrong (Ret)
	44	Floyd Little
FB	32	Jon Keyworth
P	42	Bill Van Heusen
PK	15	Jim Turner

## DEFENSE

RE	77	Lyle Alzado
RT	55	Pete Duranko
LT	63	John Grant
	75	Ed Smith
LE	79	Barney Chavous
RLB	66	Jim O'Malley
MLB	56	Ray May
	52	Randy Gradishar
LLB	45	Bill Laskey
	57	Tom Jackson
RC	26	Calvin Jones
LC	46	John Rowser
WS	20	Charles Greer
	48	John Pitts
SS	36	Billy Thompson (Ret)

1977

## OFFENSE

WR	82	Jack Dolbin
	80	Rick Upchurch (Ret)
LT	74	Andy Mauer
	75	Bill Bain
LG	62	Tom Glassic
C	52	Mike Montler
RG	60	Paul Howard
RT	71	Claudie Minor
TE	88	Riley Odoms
WR	25	Haven Moses
QB	7	Craig Morton
HB	24	Otis Armstrong
	41	Rob Lytle
FB	32	Jon Keyworth
	35	Lonnie Perrin
P	10	Bucky Dilts
PK	15	Jim Turner

## DEFENSE

LE	79	Barney Chavous
NT	68	Rubin Carter
	63	John Grant
RE	77	Lyle Alzado
LOLB	51	Bob Swenson
LILB	59	Joe Rizzo
RILB	52	Randy Gradishar
ROLB	57	Tom Jackson
LC	20	Louis Wright
RC	43	Steve Foley
WS	29	Bernard Jackson
SS	36	Billy Thompson

1978

## OFFENSE

WR	82	Jack Dolbin
	80	Rick Upchurch (Ret)
LT	71	Claudie Minor
LG	62	Tom Glassic
C	64	Bill Bryan
RG	60	Paul Howard
RT	76	Tom Neville
	65	Glenn Hyde
TE	88	Riley Odoms
	85	Ron Egloff
WR	25	Haven Moses
QB	7	Craig Morton
	14	Norris Weese
HB	24	Otis Armstrong
	35	Lonnie Perrin (Ret)
FB	32	Jon Keyworth
	35	Larry Canada
P	10	Bucky Dilts
PK	15	Jim Turner

## DEFENSE

LE	79	Barney Chavous
NT	68	Ruben Carter
RE	77	Lyle Alzado
LO	51	Bob Swenson
LI	59	Joe Rizzo
	58	Rob Nairne
RI	53	Randy Gradishar
LO	57	Tom Jackson
LC	20	Louis Wright
RC	43	Steve Foley
WS	29	Bernard Jackson
SS	36	Billy Thompson

1981

## OFFENSE

WR	80	Rick Upchurch
LT	71	Claudie Minor
LG	62	Tom Glassic
C	64	Bill Bryan
RG	60	Paul Howard
RT	70	Dave Studdard
TE	88	Riley Odoms
	85	Ron Egloff
WR	81	Steve Watson
	25	Haven Moses
QB	7	Craig Morton
	17	Steve DeBerg
HB	46	Dave Preston
	32	Tony Reed
FB	24	Rick Parros
	35	Larry Canada
P	11	Luke Prestridge
PK	19	Fred Steinfort
Ret	83	Wade Manning

## DEFENSE

LE	79	Barney Chavous
NT	68	Ruben Carter
RE	75	Rulon Jones
LO	51	Bob Swenson
LI	56	Larry Evans
RI	52	Randy Gradishar
RO	57	Tom Jackson
LC	20	Louis Wright
	45	Perry Smith
RC	22	Aaron Kyle
WS	43	Steve Foley
	31	Mike Harden (Ret)
SS	36	Billy Thompson



1979

## OFFENSE

WR	80	Rick Upchurch (Ret)
LT	71	Claudie Minor
LG	62	Tom Glassic
C	64	Bill Bryan
RG	60	Paul Howard
RT	70	Dave Studdard
TE	88	Riley Odoms
WR	25	Haven Moses
QB	7	Craig Morton
	14	Norris Weese
HB	24	Otis Armstrong
	41	Rob Lytle
FB	30	Jim Jensen
	32	Jon Keyworth
P	11	Luke Prestridge
PK	15	Jim Turner

## DEFENSE

LE	79	Barney Chavous
NT	68	Ruben Carter
RE	76	Brisson Manor
LO	51	Bob Swenson
LI	59	Joe Rizzo
	58	Rob Nairne
RI	53	Randy Gradishar
LO	57	Tom Jackson
LC	20	Louis Wright
RC	43	Steve Foley
WS	29	Bernard Jackson
SS	36	Billy Thompson

1982

## OFFENSE

WR	80	Rick Upchurch (Ret)
LT	71	Claudie Minor
LG	62	Tom Glassic
C	64	Bill Bryan
RG	70	Dave Studdard
	60	Paul Howard
RT	76	Ken Lanier
TE	88	Riley Odoms
	87	Jim Wright
WR	81	Steve Watson
QB	17	Steve DeBerg
HB	47	Gerald Willhite
	23	Sammy Winder
FB	24	Rick Parros
	46	Dave Preston
P	11	Luke Prestridge
PK	3	Rich Karlis
Ret	83	Wade Manning

## DEFENSE

LE	79	Barney Chavous
NT	68	Ruben Carter
	72	Don Latimer
RE	75	Rulon Jones
LO	50	Jim Ryan
LI	56	Larry Evans
RI	53	Randy Gradishar
RO	57	Tom Jackson
LC	20	Louis Wright
RC	22	Aaron Kyle
	45	Steve Wilson
WS	31	Mike Harden
	43	Steve Foley
SS	49	Dennis Smith

1980

## OFFENSE

WR	80	Rick Upchurch (Ret)
LT	71	Claudie Minor
LG	62	Tom Glassic
C	64	Bill Bryan
RG	60	Paul Howard
RT	70	Dave Studdard
TE	88	Riley Odoms
WR	25	Haven Moses
QB	7	Craig Morton
	17	Matt Robinson
HB	24	Otis Armstrong
	46	Dave Preston
FB	30	Jim Jensen
	32	Jon Keyworth
P	11	Luke Prestridge
PK	19	Fred Steinfort
KR	82	Larry Brunson

## DEFENSE

LE	79	Barney Chavous
NT	68	Ruben Carter
RE	76	Brisson Manor
	73	Rulon Jones
LO	58	Rob Nairne
LI	56	Larry Evans
RI	53	Randy Gradishar
LO	57	Tom Jackson
LC	20	Louis Wright
RC	22	Aaron Kyle
	45	Perry Smith
WS	43	Steve Foley
SS	36	Billy Thompson

1983

## OFFENSE

WR	80	Rick Upchurch
LT	70	Dave Studdard
LG	62	Tom Glassic
	54	Keith Bishop
C	64	Bill Bryan
RG	60	Paul Howard
RT	76	Ken Lanier
TE	85	Ron Egloff
	87	Jim Wright
WR	81	Steve Watson
QB	17	Steve DeBerg
	7	John Elway
HB	23	Sammy Winder
	47	Gerald Willhite
FB	34	Nathan Poole
	46	Dave Preston
P	11	Luke Prestridge
PK	3	Rich Karlis
Ret	82	Zack Thomas

## DEFENSE

LE	79	Barney Chavous
NT	68	Ruben Carter
RE	75	Rulon Jones
	66	Brisson Manor
LO	50	Jim Ryan
LI	53	Randy Gradishar
RI	56	Steve Busick
RO	57	Tom Jackson
LC	20	Louis Wright
RC	31	Mike Harden
	45	Steve Wilson (Ret)
WS	43	Steve Foley
SS	49	Dennis Smith

1984			1985			1986		
OFFENSE			OFFENSE			OFFENSE		
WR 86	Butch Johnson		WR 86	Butch Johnson		WR 82	Vance Johnson	
84	Clint Sampson		82	Vance Johnson (Ret)		80	Mark Jackson	
LT 70	Dave Studdard		LT 70	Dave Studdard		LT 70	Dave Studdard	
LG 54	Keith Bishop		LG 54	Keith Bishop		LG 54	Keith Bishop	
C 64	Bill Bryan		C 64	Bill Bryan		C 64	Bill Bryan	
RG 60	Paul Howard		RG 60	Paul Howard		RG 60	Paul Howard	
RT 76	Ken Lanier		RT 76	Ken Lanier		RT 76	Ken Lanier	
TE 88	Clarence Kay		TE 88	Clarence Kay		TE 88	Clarence Kay	
87	Jim Wright		87	Jim Wright		89	Orson Mobley	
WR 81	Steve Watson		WR 81	Steve Watson		WR 81	Steve Watson	
	Clint Simpson		84	Clint Simpson		84	Clint Simpson	
QB 7	John Elway		QB 7	John Elway		QB 7	John Elway	
8	Gary Kubiak							
RB 47	Gerald Willhite (Ret)		RB 23	Sammy Winder		RB 23	Sammy Winder	
33	Gene Lang (Ret)		33	Gene Lang		30	Steve Sewell	
RB 23	Sammy Winder		RB 30	Steve Sewell		RB 47	Gerald Willhite (Ret)	
24	Rick Parros		47	Gerald Willhite (Ret)		33	Gene Lang	
P 1	Chris Norman		P 1	Chris Norman		P 1	Chris Norman	
							Jack Weil	
PK 3	Rich Karlis		PK 3	Rich Karlis		PK 3	Rich Karlis	
Ret 82	Zack Thomas					Ret 35	Ken Bell	
DEFENSE			DEFENSE			DEFENSE		
LE 79	Barney Chavous		LE 79	Barney Chavous		LE 61	Andre Townsend	
MG 68	Ruben Carter		MG 68	Ruben Carter		MG 71	Greg Kragen	
RE 75	Rulon Jones		RE 75	Rulon Jones		RE 75	Rulon Jones	
LO 52	Jim Ryan		LO 50	Jim Ryan		LO 50	Jim Ryan	
52	Ken Woodard							
LI 55	Rick Dennison		LI 77	Karl Mecklenburg		LI 77	Karl Mecklenburg	
			55	Rick Dennison				
RI 58	Steve Busick		RI 58	Steve Busick		RI 98	Ricky Hunley	
RO 57	Tom Jackson		RO 57	Tom Jackson		RO 57	Tom Jackson	
			52	Ken Woodard				
RC 20	Louis Wright		RC 20	Louis Wright		RC 20	Louis Wright	
LC 31	Mike Harden		LC 31	Mike Harden		LC 31	Mike Harden	
FS 43	Steve Foley		FS 43	Steve Foley		FS 43	Steve Foley	
SS 49	Dennis Smith		SS 49	Dennis Smith		SS 49	Dennis Smith	

1987			1988			1989		
OFFENSE			OFFENSE			OFFENSE		
WR 82	Vance Johnson		WR 82	Vance Johnson		WR 82	Vance Johnson (Ret)	
80	Mark Jackson		84	Ricky Nattiel (Ret)		83	Michael Young	
LT 70	Dave Studdard		LT 70	Dave Studdard		LT 60	Gerald Perry	
LG 54	Keith Bishop		LG 54	Keith Bishop		LG 54	Keith Bishop	
C 64	Bill Bryan		C 64	Bill Bryan		C 72	Doug Widell	
68	Larry Lee					67	Keith Kartz	
RG 62	Mike Freeman		RG 72	Keith Kartz		RG 66	Jim Juriga	
79	Stephan Humphries							
RT 76	Ken Lanier		RT 76	Ken Lanier		RT 76	Ken Lanier	
TE 88	Clarence Kay		TE 88	Clarence Kay		TE 88	Clarence Kay	
89	Orson Mobley		89	Orson Mobley		89	Orson Mobley	
WR 84	Ricky Nattiel		WR 80	Mark Jackson		WR 80	Mark Jackson	
85	Rick Massie					30	Steve Sewell	
QB 7	John Elway		QB 7	John Elway		QB 7	John Elway	
12	Ken Karcher		8	Gary Kubiak		8	Gary Kubiak	
HB 23	Sammy Winder		HB 33	Tony Dorsett		HB 26	Bobby Humphrey	
47	Gerald Willhite		47	Gerald Willhite		23	Sammy Winder	
FB 33	Gene Lang		FB 23	Sammy Winder		40	Jeff Alexander	
46	Bobby Micho		30	Steve Sewell		32	Melvin Bratton	
P 2	Mike Horan		P 2	Mike Horan		P 2	Mike Horan	
PK 3	Rich Karlis		PK 3	Rich Karlis		PK 9	David Treadwell	
Ret 37	Kevin Clark		Ret 35	Ken Bell		Ret 35	Ken Bell	
DEFENSE			DEFENSE			DEFENSE		
LE 61	Andre Townsend		LE 65	Walt Bowyer		LE 92	Alphonso Carreker	
NT 71	Greg Kragen		90	Freddie Gilbert				
RE 75	Rulon Jones		NT 71	Greg Kragen		NT 71	Greg Kragen	
			RE 61	Andre Townsend		RE 61	Andre Townsend	
LO 73	Simon Fletcher		LO 73	Simon Fletcher		LO 73	Simon Fletcher	
LI 77	Karl Mecklenburg		LI 77	Karl Mecklenburg		LI 77	Karl Mecklenburg	
			97	Bruce Klosterman				
RI 98	Ricky Hunley		RI 55	Rick Dennison		RI 55	Rick Dennison	
RO 50	Jim Ryan		RO 50	Jim Ryan		RO 56	Michael Brooks	
			56	Michael Brooks				
LC 36	Mark Haynes		LC 36	Mark Haynes		LC 34	Tyrone Braxton	
RC 31	Mike Harden		RC 28	Jeremiah Castile		RC 24	Wymon Henderson	
45	Steve Wilson							
WS 22	Tony Lilly		WS 31	Mike Harden		WS 27	Steve Atwater	
SS 49	Dennis Smith		SS 49	Dennis Smith		SS 49	Dennis Smith	
48	Randy Robbins							

1990			1991			1992		
OFFENSE			OFFENSE			OFFENSE		
WR 82	Vance Johnson		WR 83	Michael Young		WR 82	Vance Johnson	
84	Ricky Nattiel		82	Vance Johnson (Ret)		86	Arthur Marshall (Ret)	
LT 80	Gerald Perry		LT 62	Jeff Davidson		LT 68	Russell Freeman	
69	Darrell Hamilton		69	Darrell Hamilton				
LG 87	Doug Widell		LG 67	Doug Widell		LG 62	Jeff Davidson	
C 72	Keith Kartz		C 72	Keith Kartz		C 72	Keith Kartz	
RG 66	Jim Juriga		RG 68	Crawford Ker		RG 67	Doug Widell	
			63	Sean Farrell				
RT 76	Ken Lanier		RT 76	Ken Lanier		RT 76	Ken Lanier	
TE 88	Clarence Kay		TE 88	Clarence Kay		TE 84	Shannon Sharpe	
			81	Shannon Sharpe		89	Reggie Johnson	
WR 80	Mark Jackson		WR 83	Mark Jackson		WR 80	Mark Jackson	
83	Michael Young		85	Derek Russell		85	Derek Russell	
QB 7	John Elway		QB 7	John Elway		QB 7	John Elway	
						8	Tommy Maddox	
HB 26	Bobby Humphrey		HB 28	Gaston Green		HB 28	Gaston Green	
30	Steve Sewell		33	Robert Perryman		20	Greg Lewis	
FB 23	Sammy Winder		FB 20	Greg Lewis		FB 38	Reggie Rivers	
32	Melvin Bratton		30	Steve Sewell				
P 2	Mike Horan		P 2	Mike Horan		P 2	Mike Horan	
							Ruben Rodriguez	
PK 9	David Treadwell		PK 9	David Treadwell		PK 9	David Treadwell	
Ret 20	Kevin Clark		Ret 22	Alton Montgomery		Ret 22	Alton Montgomery	
DEFENSE			DEFENSE			DEFENSE		
LE 91	Warren Powers		LE 91	Warren Powers		LE 70	Brian Sochia	
NT 71	Greg Kragen		NT 71	Greg Kragen		99	Shane Dronett	
RE 90	Ron Holmes		RE 90	Ron Holmes		RE 96	Kenny Walker	
94	Jim Szymanski							
LO 73	Simon Fletcher		LO 73	Simon Fletcher		LO 51	Mike Croel	
LI 77	Karl Mecklenburg		LI 77	Karl Mecklenburg		LI 77	Karl Mecklenburg	
RI 51	Marc Munford		RI 51	Mike Croel		RI 58	Michael Brooks	
59	Tim Lucas							
RO 56	Michael Brooks		RO 56	Michael Brooks		RO 73	Simon Fletcher	
LC 48	Randy Robbins		LC 34	Tyrone Braxton		LC 34	Tyrone Braxton	
22	Alton Montgomery (Ret)							
RC 24	Wymon Henderson		RC 24	Wymon Henderson		RC 24	Wymon Henderson	
FS 27	Steve Atwater		FS 27	Steve Atwater		FS 27	Steve Atwater	
SS 49	Dennis Smith		SS 49	Dennis Smith		SS 49	Dennis Smith	

1993			1994			1995		
OFFENSE			OFFENSE			OFFENSE		
WR 82	Vance Johnson		WR 83	Anthony Miller		WR 83	Anthony Miller	
86	Arthur Marshall							
LT 65	Gary Zimmerman		LT 65	Gary Zimmerman		LT 65	Gary Zimmerman	
LG 79	Dave Widell		LG 64	Jon Melander		LG 60	Mark Schlereth	
C 72	Keith Kartz		C 79	Dave Widell		C 66	Tom Naleri	
RG 75	Brian Habib		RG 75	Brian Habib		RG 75	Brian Habib	
RT 68	Russell Freeman		RT 76	Kirk Scafford		RT 76	Broderick Thompson	
			68	Russell Freeman				
TE 84	Shannon Sharpe		TE 84	Shannon Sharpe		TE 84	Shannon Sharpe	
89	Reggie Johnson							
WR 85	Derek Russell (Ret)		WR 85	Derek Russell		WR 81	Mike Pritchard	
QB 7	John Elway		QB 7	John Elway		QB 7	John Elway	
RB 33	Rod Bernstine		RB 42	Leonard Russell		RB 30	Terrill Davis	
			22	Glyn Milburn		FB 29	Aaron Craver	
P 16	Tom Rouen		P 16	Tom Rouen		P 16	Tom Rouen	
PK 1	Jason Elam		PK 1	Jason Elam		PK 1	Jason Elam	
Ret 22	Glyn Milburn		Ret 22	Glyn Milburn		Ret 22	Glyn Milburn	
DEFENSE			DEFENSE			DEFENSE		
LE 90	Dan Williams		LE 99	Shane Dronett		LE 96	Harald Hasselbach	
NT 71	Greg Kragen		LT 98	Ted Washington		LT 93	James Jones	
RE 99	Shane Dronett		RT 96	Harald Hasselbach		RT 95	Michael Dean Perry	
			90	Dan Williams				
LOLB 51	Mike Croel		RE 73	Simon Fletcher		RE 73	Simon Fletcher	
LILB 77	Karl Mecklenburg		LLB 51	Mike Croel		LLB 58	Elijah Alexander	
						59	Glenn Cadrez	
RILB 57	Dave Wyman		MLB 77	Karl Mecklenburg		MLB 92	Dave Wyman	
ROLB 73	Simon Fletcher		RLB 58	Elijah Alexander		RLB 57	Allan Aldridge	
LCB 34	Tyrone Braxton		LCB 26	Ben Smith		LCB 39	Ray Crockett	
RCB 29	Charles Dimpy		RCB 39	Ray Crockett		RCB 48	Lionel Washington	
FS 27	Steve Atwater		FS 49	Dennis Smith		FS 27	Steve Atwater	
SS 49	Dennis Smith		SS 27	Steve Atwater		SS 34	Tyrone	



1996

## OFFENSE

WR	83	Anthony Miller
LT	65	Gary Zimmerman
LG	69	Mark Schlereth
C	66	Tom Nalen
RG	75	Brian Habib
RT	76	Broderick Thompson
TE	84	Shannon Sharpe
WR	87	Ed McCaffrey
QB	7	John Elway
RB	30	Terrell Davis
FB	29	Aaron Craver
P	16	Tom Rouen
PK	1	Jason Elam
KRet	22	Vaughn Hebron
PRet	80	Rod Smith

## DEFENSE

LE	90	Dan Williams
LT	97	Mike Lodish
RT	95	Michael Dean Perry
RE	91	Alfred Williams
SLB	53	Bill Romanowski
MLB	57	Allen Aldridge
WLB	51	John Mobley
LCB	39	Ray Crockett
RCB	48	Lionel Washington
FS	27	Steve Atwater
SS	34	Tyrone Braxton



## DID YOU KNOW?

The Broncos were the first AFL team ever to defeat an NFL team when they beat the Detroit Lions 13-7 on August 5, 1967, in a preseason game at the University of Denver Stadium.

## FIRST, BUT NEVER FIRST

The Broncos are one of only five current NFL teams to have never picked first in the NFL *or* AFL Draft. The other four teams are the San Diego Chargers, Seattle Seahawks, and third-year franchises the Carolina Panthers and Jacksonville Jaguars.

## BY THE DECADE

By the decade, the Broncos posted a regular season record of 39-97-4 in the 1960s, 75-64-5 in the 1970s, 93-58-1 in the 1980s and are 62-50 so far in the 1990s. In the postseason they were 2-3 in the 1970s, 6-5 in the 1980s and are 1-3 thus far in the 1990s.

## DID YOU KNOW?

The Broncos scored a franchise-high 50 points in a 50-34 victory over the San Diego Chargers on Oct. 6, 1963. However, in 37 seasons of football – 578 regular and postseason games – the Broncos have never posted the following scores: 4, 5, 8, 11, 47 and 49.

## ALL-TIME POSTSEASON GAME SUMMARIES



*All-Pro linebacker Tom Jackson intercepted two passes and made eight tackles in the Broncos' first-ever postseason appearance, as Denver defeated Pittsburgh 34-21 in an AFC Divisional Playoff Game on Christmas Eve 1977 at Mile High Stadium.*

# 1996 AFC Divisional Playoff Game

JACKSONVILLE 30, DENVER 27

Jan. 4, 1997 • Mile High Stadium • Denver

Weather: Sunny, 46°, Wind NW 15 mph • Attendance: 75,678 • Time: 3:02

The Broncos' most successful season since 1991 came to a surprising end at the hands of the Jacksonville Jaguars in an AFC Divisional Playoff game in front of 75,678 stunned fans at Mile High Stadium, by a final score of 30-27. The loss was Denver's first of the season at home and only their second ever at home in the postseason.

The contest began on a promising note for the Broncos, as they scored on two of their first three possessions to take a 12-0 lead into the second quarter. First, Vaughn Hebronn scored his first ever postseason touchdown on a one-yard plunge on fourth down. During that drive, Terrell Davis set a franchise record for the longest postseason run with a 47-yard scamper. On Denver's next possession, Shannon Sharpe hauled in an 18-yard pass from John Elway to produce the 12-point margin.

The Jaguars then proceeded to score on their next six possessions, with the first five being unanswered by the Broncos, producing a 23-12 advantage for Jacksonville. The Broncos responded with a nine-play, 57-yard drive, capped by a two-yard touchdown run by Davis, who then tacked on the two-point conversion himself to cut the deficit to three. But then Mark Brunell, who threw for 245 yards and two touchdowns on the day, connected with Jimmy Smith on a critical third-and-five from the Broncos' 16-yard line with 3:39 remaining in the game to restore a 10-point advantage.

The Broncos again pulled to within three points when Elway found Ed McCaffrey in the end zone for a 15-yard touchdown with 1:50 left, but Denver's magic ran out as the Jaguars held on for the 30-27 win.

During the contest, Elway — who played in his franchise-record 15th postseason game — passed Terry Bradshaw for fourth place on the all-time NFL postseason list for pass attempts. Natrone Means, who led Jacksonville's 203-yard ground attack, rushed for 140 yards on 21 carries. Brunell added 44 more on seven rushes.

## OFFICIALS

Referee — Red Cashion (43); Umpire — Art Demmas (78); Line Judge — Byron Boston (18); Side Judge — Laird Hayes (125); Head Linesman — Sid Semon (109); Back Judge — Tim Millia (80); Field Judge — John Robison (46)

## STARTING LINEUPS

Jacksonville Jaguars				Denver Broncos			
Offense		Defense		Offense		Defense	
WR 82	J. Smith	LE 56	J. Lageman	WR 83	A. Miller	LE 90	D. Williams
LT 71	T. Boselli	LT 92	D. Davey	LT 95	G. Zimmerman	LT 97	M. Lofish
LG 62	B. Coleman	RT 64	J. Jurkovic	LG 69	M. Schlereth	RT 95	M. Perry
C 79	D. Wickell	RE 96	C. Simmons	C 86	T. Nielsen	RE 91	A. Williams
RG 75	R. Tyalski	SLB 51	K. Hardy	RG 75	B. Habib	WLB 51	J. Mobley
RT 72	L. Seary	MLB 55	T. McManus	RT 76	B. Thompson	MLB 57	A. Aldridge
TE 86	D. Brown	WLB 50	E. Robinson	TE 84	S. Sharpe	SLB 53	B. Romanowski
WR 87	K. McCardell	LCB 21	A. Beasley	WR 87	E. McCaffrey	LCB 39	R. Crockett
QB 8	M. Brunell	RCB 25	M. Washington	QB 7	J. Elway	RCB 48	L. Washington
RB 20	N. Means	SS 28	D. Hall	HB 30	T. Davis	FS 27	S. Atwater
FB 35	L. Maston	FS 37	C. Hudson	FB 29	A. Craver	SS 34	T. Braxton

DENVER SUBSTITUTIONS: 1 J. Elam, 16 T. Rouen, 20 T. James, 21 R. Hilliard, 22 V. Hebronn, 25 D. Johnson, 31 R. Jones, 37 T. Hauck, 38 R. Rivers, 56 K. Burns, 59 G. Cadrez, 70 J. Brown, 79 J. Geathers, 80 R. Smith, 82 P. Jeffers, 86 B. Chamberlain, 94 J. Robinson, 96 H. Hasselbach, 96 M. Tanuvasa. **DID NOT PLAY:** 6 J. Lewis, 63 D. Diaz-Infante. **INACTIVE:** 11 T. Rubley, 42 D. Smith, 54 B. Hager, 64 R. Tamm, 67 M. Campbell, 68 R. McElroy, 72 E. Jones, 81 T. Kinchen

## FIELD GOALS (made ( ) & missed)

		1	2	3	4	OT	TOTAL
M. Hollis	(48) (42) (22)						
VISITOR	Jacksonville Jaguars	0	13	7	10	—	30
HOME	Denver Broncos	12	0	0	15	—	27

		Team	Qtr	Clock	Time	SCORING PLAY	SCORE
						Visitor	Home
BRONCOS	1	6:22	V. Hebronn	1 yd.	run (No good, blocked)	(6-50, 2:58)	0 6
BRONCOS	1	0:33	S. Sharpe	18 yd.	pass from J. Elway (2-pt. Att. Failed)	(7-64, 3:52)	0 12
JAGUARS	2	11:15	M. Hollis	46 yd.	Field Goal (10-50, 4:18)		3 12
JAGUARS	2	2:58	N. Means	8 yd.	run (M. Hollis, kick)	(10-60, 5:21)	10 12
JAGUARS	2	0:10	M. Hollis	42 yd.	Field Goal (5-65, 0:47)		13 12
JAGUARS	3	8:51	K. McCardell	31 yd.	pass from M. Brunell (M. Hollis, kick)	(7-75, 3:18)	20 12
JAGUARS	4	10:51	M. Hollis	22 yd.	Field Goal (17-88, 8:32)		23 12
BRONCOS	4	7:37	T. Davis	2 yd.	run (T. Davis, run)	(9-57, 3:14)	23 20
JAGUARS	4	3:39	J. Smith	16 yd.	pass from M. Brunell (M. Hollis, kick)	(9-74, 3:58)	30 20
BRONCOS	4	1:50	E. McCaffrey	15 yd.	pass from J. Elway (J. Elam, kick)	(8-80, 1:49)	30 27

## FINAL BRONCOS DEFENSIVE STATISTICS

(from unofficial press box statistics)

Player	UT	A	TT	PD	FR	FF	S-Yds	I-yds
T. Braxton	1	10	1	11	0	0	0-0	0-0
J. Mobley	6	2	8	1	0	0	0-0	0-0
S. Atwater	6	0	6	0	0	0	0-0	0-0
A. Aldridge	5	1	6	1	0	0	1-0	0-0
M. Perry	4	1	5	0	0	0	0-0	0-0
D. Williams	2	2	4	1	0	0	1-0	0-0
R. Crockett	2	0	2	1	0	0	0-0	0-0
T. Hauck	2	0	2	0	0	0	0-0	0-0
T. James	2	0	2	0	0	0	0-0	0-0
M. Lofish	2	0	2	0	0	0	0-0	0-0
B. Romanowski	2	0	2	0	0	0	0-0	0-0
H. Hasselbach	1	0	1	0	0	0	0-0	0-0
R. Hilliard	1	0	1	0	0	0	0-0	0-0
M. Tanuvasa	1	0	1	0	0	0	0-0	0-0
A. Williams	1	0	1	2	0	0	0-0	0-0
K. Burns	0	0	0	0	0	0	0-0	0-0
Team Totals	47	7	54	6	0	0	2-0	0-0

## FINAL INDIVIDUAL STATISTICS

Jacksonville Jaguars								Denver Broncos							
RUSHING	ATT	YDS	AVG	LG	TD			RUSHING	ATT	YDS	AVG	LG	TD		
N. Means	21	140	6.7	21	1			T. Davis	14	91	6.5	47	1		
M. Brunell	7	44	6.3	29	0			J. Elway	5	30	6.0	19	0		
J. Stewart	8	19	2.4	5	0			V. Hebronn	2	5	2.5	4	1		
Total	36	203	5.6	29	1			Total	21	126	6.0	47	2		
TKD/								TKD/							
PASSING	ATT	CMP	YDS	TD	LG	IN		PASSING	ATT	CMP	YDS	TD	LG	IN	
M. Brunell	29	18	245	2/5	2	44	0	J. Elway	38	25	226	1/1	2	18	0
Total	29	18	245	2/5	2	44	0	Total	38	25	226	1/1	2	18	0
PASS RECEIVING	NO	YDS	LONGEST	TD				PASS RECEIVING	NO	YDS	LONGEST	TD			
K. McCardell	5	59	31	1				T. Davis	7	24	6	0			
N. Means	4	46	29	0				A. Miller	5	67	18	0			
J. Smith	3	71	44	1				E. McCaffrey	5	54	15	1			
W. Jackson	3	35	19	0				A. Craver	3	17	7	0			
P. Mitchell	2	9	8	0				S. Sharpe	2	31	18	1			
J. Stewart	1	25	25	0				D. Carswell	2	18	10	0			
								R. Smith	1	15	15	0			
Total	18	245		44	2			Total	25	226		18	2		
INTERCEPTIONS	NO	YDS	LONGEST	TD				INTERCEPTIONS	NO	YDS	LONGEST	TD			
Total	0	0	0	0	0			Total	0	0	0	0	0		
PUNTING	NO	YDS	AVG	TB	IN20	LG		PUNTING	NO	YDS	AVG	TB	IN20	LG	
B. Barker	3	119	39.7	0	0	49		T. Rouen	5	213	42.6	1	3	52	
Total	3	119	39.7	0	0	49		Total	5	213	42.6	1	3	52	
PUNT RETURNS	NO	FC	YDS	LG	TD			PUNT RETURNS	NO	FC	YDS	LG	TD		
C. Hudson	1	2	3	3	0			R. Smith	2	0	12	6	0		
(DOWNED)	1	0	0	0	0			(OUT OF BOUNDS)	1	0	0	0	0		
(TOUCHBACK)	1	0	0	0	0										
Returns	1		3	3	0			Returns	2		12	8	0		
KICKOFF RTNS	NO	FC	YDS	LG	TD			KICKOFF RTNS	NO	FC	YDS	LG	TD		
B. Brooks	4	0	75	29	0			V. Hebronn	3	0	85	38	0		
L. Maston	0	0	0	0	0			B. Chamberlain	1	0	15	15	0		
								K. Burns	1	0	14	14	0		
								P. Jeffers	1	0	9	9	0		
								(TOUCHBACK)	1	0	0	0	0		
Returns	4		75	29	0			Returns	6		123	38	0		

Jacksonville Jaguars								Denver Broncos							
FUMBLES	FUM	OWN-REC	YDS	TD	FORCED	OPP-REC	YDS	TD	OUT-BDS						
T. McManus	0	0	0	0	0	1	0	0	0	0					
Total	0	0	0	0	0	1	0	0	0	0					
FUMBLES	FUM	OWN-REC	YDS	TD	FORCED	OPP-REC	YDS	TD	OUT-BDS						
D. Carswell	1	1	0	0	0	0	0	0	0	0					
Total	1	1	0	0	0	0	0	0	0	0					

## FINAL TEAM STATISTICS

VISITOR JAGUARS				HOME BRONCOS			
TOTAL FIRST DOWNS	22			21			
By Rushing	9			7			
By Passing	11			13			
By Penalty	2			1			
THIRD DOWN EFFICIENCY	8-15-53%			6-12-50%			
FOURTH DOWN EFFICIENCY	0-0-0%			1-1-100%			
TOTAL NET YARDS	443			351			
Total Offensive Plays (inc. times thrown passing)	67			60			
Average gain per offensive play	6.6			5.9			
NET YARDS RUSHING	203			126			
Total Rushing Plays	36			21			
Average gain per rushing play	5.6			6.0			
NET YARDS PASSING	240			225			
Times thrown — yards lost attempting to pass	2-5			1-1			
Gross yards passing	245			226			
PASS ATTEMPTS-COMPLETIONS-HAD INTERCEPTED	29-18-0			38-25-0			
Average gain per pass play (inc. # thrown passing)	7.7			5.8			
KICKOFFS Number-In End Zone-Touchbacks	7-1-1			5-2-0			
PUNTS Number and Average	3-39.7			5-42.6			
Had Blocked	0			0			
FGs — PATs Had Blocked	0-0			0-1			
TOTAL RETURN YARDAGE (Not including Kickoffs)	3			12			
No. and Yards Punt Returns	1-3			2-12			
No. and Yards Kickoff Returns	4-75			6-123			
No. and Yards Interception Returns	0-0			0			
PENALTIES Number and Yards	3-18			8-64			
FUMBLES Number and Lost	0-0			1-0			
TOUCHDOWNS	3			4			
Rushing	1			2			
Passing	2			2			
EXTRA POINTS Made-Attempts	3-3			2-4			
Kicking Made-Attempts	3-3			1-2			
Rushing Made-Attempts	0-0			1-1			
Passing Made-Attempts	0-0			0-1			
FIELD GOALS Made-Attempts	3-3			0-0			
SAFETIES	0			0			
FINAL SCORE	30			27			
TIME OF POSSESSION	32:24			27:36			



## 1993 AFC Wild Card Game

**LOS ANGELES RAIDERS 42, DENVER 24**

Jan. 9, 1994 • Los Angeles Coliseum • Los Angeles, Calif.

**Weather:** Sunny, 76°, Wind 0 mph • **Attendance:** 66,094 • **Time:** 3:36

The Broncos returned to the playoffs after a one-year hiatus and faced the L.A. Raiders for the second time in as many weeks, but unlike the previous week, this time it was a do-or-die situation for both teams.

Early on the game looked to have the makings of a defensive struggle, with both teams going four downs and out on their first possession, but the game's pace quickly picked up on the second possession. The Raiders struck first on a seven-play, 80-yard drive that was capped with a nine-yard touchdown pass from QB Jeff Hostetler to TE Ethan Horton.

QB John Elway and the Broncos responded with a drive of their own, going 63 yards in seven plays, as Elway hooked up with TE Shannon Sharpe for a 23-yard touchdown. The Raiders doubled back with a 65-yard TD toss to WR Tim Brown to take a 14-7 lead. The Broncos responded by driving 64 yards in 11 plays setting up a 16-yard TD toss from Elway to TE Reggie Johnson to tie the score. Hostetler continued to be red hot on the Raiders' next possession, leading the club 84 yards in just five plays. WR James Jett helped pad Hostetler's totals by catching a 54-yard TD pass in the five-play drive.

As had as the Bronco defense looked in three straight possessions, the Bronco offense picked up the slack. In the Broncos' last drive of the half, the offense chewed up nearly seven minutes and went 77 yards to tie the score 14-14. WR Derek Russell caught a six-yard TD pass that tied the score, but the real hero of the drive was John Elway who completed passes to six different receivers and showed his versatility by running twice.

The two teams combined for nearly 500 yards of total offense by halftime, but only the Raiders continued that pace in the second half. After receiving the opening kickoff, the Broncos failed to move the ball on their first three possessions, giving the Raiders great field position after three punts that averaged 30 yards by Tom Rouen. The Raiders took advantage, starting drives at the Denver 43 and 35, and their own 48, and parlayed two of those into touchdowns on drives of three and five plays to take a commanding 35-21 lead.

The Broncos made a dent in the score at the beginning of the fourth period on a 33-yard field goal by Jason Elam, but the Raiders responded to that with a 10-play, 76-yard drive that was capped by Napoleon McCallum's third touchdown of the game from one yard out. That would prove to be all of the scoring, as the Raiders walked away with a 42-24 victory.

## OFFICIALS

**Referee** — Bob McElwee (95); **Umpire** — Al Conway (27); **Line Judge** — Tom Barnes (55); **Side Judge** — Don Wedge (26); **Head Linesman** — Aaron Pointer (79); **Back Judge** — Bill Lovett (98); **Field Judge** — Don Hakes (96)

## STARTING LINEUPS

Denver Broncos					Los Angeles Raiders						
Offense			Defense		Offense			Defense			
WR	88	J. Ffrench	LE	71	S. Kronig	WR	88	A. Wright	LE	75	H. Long
LT	87	G. Zimmerman	LT	71	G. Dragen	LT	71	G. Perry	LT	91	C. McClellan
LG	79	D. Widell	RE	91	W. Oshadin	LG	76	S. Wisniewski	RT	74	N. Hanson
C	72	K. Kartz	LOLB	51	M. Croel	C	72	D. Mosebar	RE	93	G. Townsend
RG	75	B. Habis	LILB	77	K. Mecklenburg	RG	65	M. Montoya	LILB	51	A. Wallace
RT	68	R. Fraeman	MLB	57	D. Wymann	RT	68	B. Wilkerson	MLB	57	J. Kelly
TE	89	R. Johnson	ROLB	73	S. Fletcher	TE	88	E. Horton	RLB	99	W. Moss
WR	87	C. Tillman	LB	34	T. Braxton	WR	81	T. Brown	LCB	36	T. McDaniel
QB	10	R. Elway	QB	10	R. Elway	QB	10	R. Elway	RCB	36	T. Washington
RB	39	R. Delapino	SS	49	D. Smith	RB	41	N. McCammon	SS	22	D. Hoskins
TE	84	S. Sharpe	FS	27	S. Atwater	RB	21	R. Montgomery	FS	23	E. Anderson

**DENVER SUBSTITUTIONS:** 1 J. Elam, 8 T. Maddox, 16 T. Rouen, 21 L. Lang, 22 G. Milburn, 31 R. Jones, 36 F. Robinson, 37 A. Lynn, 38 R. Rivers, 40 D. Hall, 42 K. Taylor, 47 D. Pool, 54 M. Donahue, 58 E. Alexander, 59 T. Lucas, 64 J. Melander, 76 K. Scrafford, 78 D. Maggs, 80 T. Kimbrough, 85 D. Russell, 86 A. Marshall, 94 J. Robinson, 97 D. Drozdow **INACTIVE:** 12 S. Moore, 29 C. Dimry, 52 J. Mills, 61 B. Meeks, 81 B. Rose, 93 M. Bonner, 90 J. Williams, 95 A. Taylor.

## FIELD GOALS (made ( ) &amp; missed)

J. Elam (33)		1	2	3	4	OT	TOTAL
VISITOR	Denver Broncos	7	14	0	3		24
HOME	Los Angeles Raiders	14	7	14	7		42

Team	Qtr	Clock Time	SCORING PLAY	Score	Visitor	Home
RAIDERS	1	9:17	E. Horton 9 yd. pass from J. Hosteller (J.Jaeger,kick) (7-80,3:18)	0	7	
BRONCOS	1	6:12	S. Sharpe 23 yd. pass from J. Elway (J. Elam,kick) (7-65,3:05)	7	14	
RAIDERS	1	2:25	T. Brown 65 yd. pass from J. Hosteller (J.Jaeger,kick) (6-78,3:47)	7	7	
BRONCOS	1	10:06	R. Johnson 16 yd. pass from J. Elway (J. Elam,kick) (12-80,7:19)	14	14	
RAIDERS	2	7:28	J. Rett 54 yd. pass from J. Hosteller (J.Jaeger,kick) (5-84,2:38)	14	21	
BRONCOS	2	0:32	D. Russell 6 yd. pass from J. Elway (J. Elam,kick) (13-77,6:56)	21	21	
RAIDERS	3	8:08	N. McCallum 26 yd. run (J.Jaeger,kick) (3-35,1:25)	21	28	
RAIDERS	3	4:27	N. McCallum 2 yd. run (J.Jaeger,kick) (5-32,1:21)	21	35	
BRONCOS	4	12:36	J. Elam 33 yd. Field Goal (8-63,2:32)	24	35	
RAIDERS	4	6:43	N. McCallum 1 yd. run (J.Jaeger,kick) (10-76,5:53)	24	42	

### BRONCOS DEFENSIVE LEADERS

(Based on unofficial press box totals)

Player	UT	A	TT	PD	FR	FF	S-Yds	I-yds
D. Smith	6	1	7	0	0	0	0-0	0-0
D. Wyman	5	2	7	0	0	0	0-0	0-0
K. Mecklenburg	4	2	6	0	0	0	0-0	0-0
S. Atwater	5	0	5	0	0	0	0-0	0-0
R. Bradford	4	0	4	0	0	0	0-0	0-0
T. Braxton	3	0	3	0	0	0	0-0	0-0
M. Croel	3	0	3	1	0	0	0-0	0-0
S. Fletcher	2	0	2	0	0	0	2-3	0-0
S. Dronett	2	0	2	0	0	0	0-0	0-0
L. Lang	2	0	2	0	0	0	0-0	0-0
W. Oshodin	2	0	2	0	0	0	0-0	0-0
D. Hall	1	1	2	0	0	0	0-0	0-0
<b>Team Totals</b>	<b>39</b>	<b>9</b>	<b>48</b>	<b>1</b>	<b>0</b>	<b>0</b>	<b>2-3</b>	<b>0-0</b>



### FINAL INDIVIDUAL STATISTICS

Denver Broncos							Los Angeles Raiders								
RUSHING	ATT	YDS	AVG	LG	TD		RUSHING	ATT	YDS	AVG	LG	TD			
R. Delapino	9	32	3.6	16	0		N. McCallum	13	81	6.2	26	3			
J. Elway	5	23	4.6	6	0		T. Montgomery	15	50	3.3	15	0			
R. Rivers	1	2	2.0	2	0		J. Hostetler	4	5	1.3	4	0			
T. Maddox	1	1	1.0	1	0										
G. Milburn	2	-2	-1.0	1	0										
Total	18	56	3.1	16	0		Total	32	136	4.3	26	3			
PASSING	ATT	CMP	YDS	TKD/ YD	TD	LG	IN	PASSING	ATT	CMP	YDS	TKD/ YD	TD	LG	IN
J. Elway	47	29	302	1/5	3	25	1	Hostetler	19	13	294	2/3	3	65	0
T. Maddox	7	3	34	0/0	0	13	0	Total	19	13	294	2/3	3	65	0
Total	54	32	336	1/5	3	25	1								
RECEIVING	NO	YDS	LONGEST	TD				RECEIVING	NO	YDS	LONGEST	TD			
S. Sharpe	13	156	23	1				J. Jett	3	111	54	1			
A. Marshall	5	69	20	0				T. Brown	3	86	65	1			
G. Milburn	5	8	6	0				E. Horton	3	45	33	1			
D. Russell	2	31	25	1				T. Montgomery	3	29	18	0			
C. Tillman	2	25	16	0				A. Wright	1	23	23	0			
R. Johnson	2	19	16	0											
K. Taylor	1	13	13	0											
R. Rivers	1	8	8	0				Total	13	294		65	3		
J. Evans	1	7	7	0											
Total	32	336		25	3										
INTERCEPTIONS	NO	YDS	LONGEST	TD				INTERCEPTIONS	NO	YDS	LONGEST	TD			
Total	0	0		0	0			T. Dorn	1	1	1	0			
PUNTING	NO	YDS	AVG	TB	IN20	LG		Total	1	1	1	0			
Rouen	4	135	33.8	1	0	45									
Total	4	135	33.8	1	0	45									
PUNT RETURNS	NO	FC	YDS	LG	TD			PUNTING	NO	YDS	AVG	TB	IN20	LG	
G. Milburn	3	0	38	18	0			J. Gossett	4	170	42.5	0	1	50	
(DOWNED)	1	0	0	0	0			Total	4	170	42.5	0	1	50	
Returns	3		38	18	0										
KICKOFF RTNS	NO	FC	YDS	LG	TD			PUNT RETURNS	NO	FC	YDS	LG	TD		
G. Milburn	6	0	85	21	0			(DOWNED)	1	0	0	0	0		
(OUT OF BOUNDS)	1	0	0	0	0			(OUT OF BOUNDS)	2	0	0	0	0		
Returns	6		85	21	0			(TOUCHBACK)	1	0	0	0	0		
Kickoffs	3		38	18	0			Returns	0	0	0	0	0		
KICKOFF RTNS	NO	FC	YDS	LG	TD			KICKOFF RTNS	NO	FC	YDS	LG	TD		
G. Milburn	6	0	85	21	0			W. Gault	4	0	55	20	0		
(OUT OF BOUNDS)	1	0	0	0	0			(TOUCHBACK)	1	0	0	0	0		
Returns	6		85	21	0			Returns	4		55	20	0		
Denver Broncos FUMBLES	FUM	OWN-REC	YDS	TD				FORCED	OPP-REC	YDS	TD	OUT-BDS			
J. Elway	1	0	0	0	0			0	0	0	0	0			
K. Kartz	0	1	0	0	0			0	0	0	0	0			
T. Maddox	1	1	0	0	0			0	0	0	0	0			
Total	2	2	0	0	0			0	0	0	0	0			
Los Angeles Raiders FUMBLES	FUM	OWN-REC	YDS	TD				FORCED	OPP-REC	YDS	TD	OUT-BDS			
A. Smith	0	0	0	0	0			1	0	0	0	0			
Total	0	0	0	0	0			1	0	0	0	0			

### FINAL TEAM STATISTICS

	VISITOR BRONCOS	HOME RAIDERS
TOTAL FIRST DOWNS	26	19
By Rushing	4	6
By Passing	18	10
By Penalty	4	3
THIRD DOWN EFFICIENCY	4-14-29%	5-9-56%
FOURTH DOWN EFFICIENCY	2-4-50%	0-0-0%
TOTAL NET YARDS	387	427
Total Offensive Plays (inc. times thrown passing)	73	53
Average gain per offensive play	5.3	8.1
NET YARDS RUSHING	56	136
Total Rushing Plays	18	32
Average gain per rushing play	3.1	4.3
NET YARDS PASSING	331	291
Times thrown - yards lost attempting to pass	1-5	2-3
Gross yards passing	336	294
PASS ATTEMPTS-COMPLETIONS-HAD INTERCEPTED	54-32-1	19-13-0
Average gain per pass play (inc. # thrown passing)	6.0	13.9
KICKOFFS Number-In End Zone-Touchbacks	5-1-1	7-0-0
PUNTS Number and Average	4-33.8	4-42.5
Had Blocked	0	0
FGs - PATs Had Blocked	0-0	0-0
TOTAL RETURN YARDAGE (Not Including Kickoffs)	38	1
No. and Yards Punt Returns	3-38	0-0
No. and Yards Kickoff Returns	6-85	4-55
No. and Yards Interception Returns	0-0	1-1
PENALTIES Number and Yards	10-97	17-130
FUMBLES Number and Lost	2-0	0-0
TOUCHDOWNS	3	6
Rushing	0	3
Passing	3	3
DEFENSIVE/KICKING GAME	0/0	0/0
EXTRA POINTS Made-Attempts	3-3	6-6
FIELD GOALS Made-Attempts	1-1	0-0
SAFETIES	0	0
FINAL SCORE	24	42
TIME OF POSSESSION	31:09	28:51



# 1991 AFC CHAMPIONSHIP GAME

## BUFFALO 10, DENVER 7

Jan. 12, 1992 • Rich Stadium • Buffalo, N.Y.

Weather: Sunny, 42°, Wind SSW 15 mph • Attendance: 80,272 • Time: 2:59

The Broncos were denied their fifth AFC Championship, losing 10-7 to the Bills before 80,272 in Rich Stadium. Denver's defense shut down the high-powered Buffalo offense, limiting it to just 213 total yards and only 12 first downs, but the Bronco offense failed to capitalize on several first-half opportunities.

Buffalo punted on its first two drives after a total net of -2 yards, and had its third drive ended when NT Greg Kragen tipped and then intercepted a pass on the Buffalo 29. But Denver could not take advantage as David Treadwell's 47-yard field goal attempt sailed wide right. The defense rose up again to thwart the Bills and the Broncos began their next drive on their own 24, but would later stall when Treadwell missed again, hitting the right upright from 42 yards out.

Once again the Bills punted after failing to get a first down, and a 10-yard punt return by Vance Johnson set Denver up on the 50. On first down, QB John Elway threw a middle screen to RB Steve Sewell, who gained 26 yards to the Buffalo 24. The Broncos could move no closer than the 20, and David Treadwell's 37-yard attempt hit the right upright, ending the last scoring threat of the first half. Through the first two quarters Denver outgained the Bills 123 yards to 58, had nine first downs to Buffalo's three, and had a time of possession of 20:19, but at halftime the score stood at 0-0.

The Bills' second drive of the third quarter began at their 20 and 11 plays later they faced a third-and-seven on Denver's 26. Kelly attempted to hit WR James Lofton but CB Tyrone Braxton intercepted the ball and returned to the Denver 19. On second-and-10 Elway attempted another middle screen to Sewell, but LB Carlton Bailey picked off the pass and ran 11 yards for a touchdown.

The Broncos' first possession of the fourth quarter began with Gary Kubiak at quarterback, replacing Elway, who left the game with an injured thigh muscle. Kubiak drove Denver from its 21 to the Buffalo 23, but the Broncos failed to convert a fourth-down attempt. The Bills then drove 50 yards in nine plays to score on a 44-yard field goal by Scott Norwood. Now down 10-0, Kubiak engineered a frantic drive in which Denver covered 85 yards in eight plays, and Kubiak scored a three-yard quarterback draw to pull Denver within three points.

The ensuing onside kick was recovered by the Broncos' Steve Atwater, and Denver began its last chance drive on its 49 with 1:43 left on the clock and two time-outs. On first down, Kubiak hit Sewell for seven yards, but CB Kirby Jackson stripped the ball away and he recovered on the Buffalo 44. The Bronco defense forced the Bills to punt, but Denver could only reach the 50 as time ran out. Kubiak, playing his final game as a pro, outgained both Elway and Kelly, completing 11 of 12 passes for 136 yards.

### OFFICIALS

Referee — Dale Harner (104); Umpire — Al Conway (27); Line Judge — Bill Reynolds (53); Side Judge — Doug Toole (4); Head Linesman — Sid Semon (109); Back Judge — Al July (106); Field Judge — Don Hakes (96)

### STARTING LINEUPS

Denver Broncos				Buffalo Bills			
Offense		Defense		Offense		Defense	
WR 83	M. Young	LE 91	W. Powers	WR 80	J. Lofton	LE 96	L. Seale
LT 62	J. Davidson	NT 71	G. Kragen	LT 69	W. Wolford	NT 91	J. Wright
LG 63	S. Farrell	RE 90	R. Holmes	LG 51	J. Richter	RE 78	B. Smith
C 79	Da. Widell	LOLB 73	S. Fletcher	C 67	K. Hull	LOLB 97	C. Bennett
RG 67	Do. Widell	LILB 56	M. Brooks	RG 58	M. Feroite	LILB 56	S. Conlan
RT 76	K. Lanier	RILB 77	K. Macklenburg	RT 75	H. Ballard	RILB 54	C. Bailey
WR 61	S. Sharpe	TE 84	M. Croel	TE 84	K. McKeller	ROLB 35	D. Talley
WR 85	D. Russell	LCB 34	T. Braxton	WR 83	A. Reed	LCB 47	K. Jackson
QB 7	J. Elway	RCB 24	W. Henderson	QB 12	J. Kelly	RCB 37	N. Odome
RB 28	G. Green	SS 49	D. Smith	RB 34	T. Thomas	SS 46	L. Smith
WR 82	V. Johnson	FS 27	S. Atwater	WR 82	D. Beebe	FS 38	M. Kelso

**DENVER SUBSTITUTIONS:** 2 M. Horan, 8 G. Kubiak, 9 D. Treadwell, 21 L. Lang, 22 A. Montgomery, 29 C. Dimry, 30 S. Sewell, 38 R. Rivers, 41 G. Lewis, 48 R. Robbins, 54 K. Traylor, 59 T. Lucas, 60 N. Subis, 68 C. Kerr, 70 B. Sochia, 72 K. Kartz, 74 H. Salem, 80 M. Jackson, 84 R. Nattiel, 88 C. Kay, 96 K. Walker. **DID NOT PLAY:** 52 J. Mills, 89 R. Johnson. **INACTIVE:** 12 S. Moore, 26 B. Humphrey.

### FIELD GOALS (made ( ) & missed)

D. Treadwell	47WL	42WR	37WR	S. Norwood			(44)		
				1	2	3	4	OT	TOTAL
VISITOR	Denver Broncos			0	0	0	7	—	7
HOME	Buffalo Bills			0	0	7	3	—	10

Team	Qtr	Elapsed Time	SCORING PLAY	SCORE
				Visitor Home
BILLS	3	9:32	C. Bailey 11 yd. return (S. Norwood, kick) (0-11, 0:11)	0 7
BILLS	4	10:42	S. Norwood 44 yd. Field Goal (9-50, 3:57)	0 10
BRONCOS	4	13:17	G. Kubiak 3 yd. run (D. Treadwell, kick) (8-85, 2:35)	7 10

### BRONCOS DEFENSIVE LEADERS

(Based on unofficial press box totals)

Player	UT	A	TT	PD	FR	FF	S-Yds	I-yds
S. Fletcher	6	1	7	0	0	0	1-8	0-0
M. Brooks	5	2	7	0	0	0	0-0	0-0
G. Kragen	6	0	6	2	0	0	0-0	1-0
K. Macklenburg	6	0	6	0	0	0	0-0	0-0
S. Atwater	4	2	6	1	0	0	0-0	0-0
W. Powers	4	2	6	0	0	0	0-0	0-0
D. Smith	4	0	4	0	0	0	0-0	0-0
R. Holmes	3	0	3	0	0	0	0-0	0-0
T. Braxton	2	0	2	1	0	0	0-0	1-5
C. Dimry	1	1	2	0	0	0	0-0	0-0
B. Sochia	1	1	2	0	0	0	0-0	0-0
A. Montgomery	1	0	1	0	0	0	0-0	0-0
R. Robbins	1	0	1	0	0	0	0-0	0-0
M. Croel	1	0	1	0	0	0	0-0	0-0
W. Henderson	0	0	0	1	0	0	0-0	0-0
<b>Team Totals</b>	<b>45</b>	<b>9</b>	<b>54</b>	<b>4</b>	<b>0</b>	<b>0</b>	<b>1-8</b>	<b>2-5</b>

### FINAL INDIVIDUAL STATISTICS

Denver Broncos						Buffalo Bills					
RUSHING	ATT	YDS	AVG	LG	TD	RUSHING	ATT	YDS	AVG	LG	TD
G. Green	19	53	2.8	18	0	T. Thomas	26	72	2.8	9	0
G. Kubiak	3	22	7.3	11	1	A. Reed	1	16	16.0	16	0
J. Elway	4	10	2.5	7	0	J. Kelly	2	9	4.5	10	0
S. Sewell	4	3	0.8	6	0	K. Davis	8	7	1.2	4	0
V. Johnson	2	-7	-3.5	-1	0						
<b>Total</b>	<b>32</b>	<b>81</b>	<b>2.5</b>	<b>18</b>	<b>1</b>	<b>Total</b>	<b>35</b>	<b>104</b>	<b>3.0</b>	<b>16</b>	<b>0</b>

PASSING						PASSING					
ATT	CMP	YDS	TD	LG	IN	ATT	CMP	YDS	TD	LG	IN
J. Elway	21	11	121	3/24	0 26	J. Kelly	25	13	117	1/8	0 25
G. Kubiak	12	11	136	1/10	0 24						
<b>Total</b>	<b>33</b>	<b>22</b>	<b>257</b>	<b>4/34</b>	<b>0 26</b>	<b>Total</b>	<b>25</b>	<b>13</b>	<b>117</b>	<b>1/8</b>	<b>0 25</b>

RECEIVING						RECEIVING					
NO	YDS	LONGEST	TD			NO	YDS	LONGEST	TD		
V. Johnson	8	104	24	0		K. McKeller	3	39	25	0	
S. Sewell	7	78	26	0		T. Thomas	3	15	8	0	
S. Sharpe	3	40	15	0		A. Reed	2	19	10	0	
M. Young	3	25	10	0		K. Davis	2	13	9	0	
R. Nattiel	1	10	10	0		P. Metzelaars	1	14	14	0	
						J. Lofton	1	11	11	0	
						D. Beebe	1	6	6	0	
<b>Total</b>	<b>22</b>	<b>257</b>	<b>26</b>	<b>0</b>		<b>Total</b>	<b>13</b>	<b>117</b>	<b>25</b>	<b>0</b>	

INTERCEPTIONS						INTERCEPTIONS					
NO	YDS	LONGEST	TD			NO	YDS	LONGEST	TD		
G. Kragen	1	0	0	0		C. Bailey	1	11	11	1	
T. Braxton	1	5	5	0							
<b>Total</b>	<b>2</b>	<b>5</b>	<b>5</b>	<b>0</b>		<b>Total</b>	<b>1</b>	<b>11</b>	<b>11</b>	<b>1</b>	

PUNTING						PUNTING					
NO	YDS	AVG	TB	IN20	LG	NO	YDS	AVG	TB	IN20	LG
Horan	6	262	43.7	1	4	C. Mohr	8	304	38.0	1	0
<b>Total</b>	<b>6</b>	<b>262</b>	<b>43.7</b>	<b>1</b>	<b>4</b>	<b>Total</b>	<b>8</b>	<b>304</b>	<b>38.0</b>	<b>1</b>	<b>0</b>

PUNT RETURNS						PUNT RETURNS					
NO	FC	YDS	LG	TD		NO	FC	YDS	LG	TD	
V. Johnson	3	3	36	13	0	C. Hicks	0	1	0	0	0
(DOWNED)	1	0	0	0	0	(OUT OF BOUNDS)	1	0	0	0	0
(TOUCHBACK)	1	0	0	0	0	(DOWNED)	3	0	0	0	0
						(TOUCHBACK)	1	0	0	0	0
<b>Returns</b>	<b>3</b>	<b>36</b>	<b>13</b>	<b>0</b>		<b>Returns</b>	<b>0</b>	<b>0</b>	<b>0</b>	<b>0</b>	

KICKOFF RTNS						KICKOFF RTNS					
NO	FC	YDS	LG	TD		NO	FC	YDS	LG	TD	
A. Montgomery	2	0	34	18	0	A. Edwards	1	0	24	24	0
D. Russell	1	0	15	15	0						
<b>Returns</b>	<b>3</b>	<b>49</b>	<b>18</b>	<b>0</b>		<b>Returns</b>	<b>1</b>	<b>24</b>	<b>24</b>	<b>0</b>	

Denver Broncos						Buffalo Bills					
FUM	OWN-REC	YDS	TD	FORCED	OPP-REC	YDS	TD	OUT-BDS			
J. Elway	1	1	-5	0	0	0	0	0	0	0	
S. Sewell	2	1	0	0	0	0	0	0	0	0	
V. Johnson	1	0	0	0	0	0	0	0	0	0	
Da. Widell	0	1	0	0	0	0	0	0	0	0	
<b>Total</b>	<b>4</b>	<b>3</b>	<b>-5</b>	<b>0</b>	<b>0</b>	<b>0</b>	<b>0</b>	<b>0</b>	<b>0</b>	<b>0</b>	

Buffalo Bills						FUMBLES					
FUM	OWN-REC	YDS	TD	FORCED	OPP-REC	YDS	TD	OUT-BDS			
L. Smith	0	0	0	0	1	0	0	0	0	0	
K. Jackson	0	0	0	0	1	1	0	0	0	0	
<b>Total</b>	<b>0</b>	<b>0</b>	<b>0</b>	<b>0</b>	<b>2</b>	<b>1</b>	<b>0</b>	<b>0</b>	<b>0</b>	<b>0</b>	

### FINAL TEAM STATISTICS

		VISITOR BRONCOS	HOME BILLS
TOTAL FIRST DOWNS		20	12
By Rushing		8	5
By Passing		13	5
By Penalty		1	2
THIRD DOWN EFFICIENCY		3-14-21%	4-15-27%
FOURTH DOWN EFFICIENCY		0-1-0%	0-0-0%
TOTAL NET YARDS		304	213
Total Offensive Plays (inc. times thrown passing)		69	61
Average gain per offensive play		4.4	3.5
NET YARDS RUSHING		81	104
Total Rushing Plays		32	35
Average gain per rushing play		2.5	3.0
NET YARDS PASSING		223	109
Times thrown - yards lost attempting to pass		4-34	1-8
Gross yards passing		257	117
PASS ATTEMPTS-COMPLETIONS-HAD INTERCEPTED		33-22-1	25-13-2
Average gain per pass play (inc. # thrown passing)		6.0	4.2
KICKOFFS Number-In End Zone-Touchbacks		2-0-0	3-1-0
PUNTS Number and Average		6-43.7	8-38
Had Blocked		0	0
FGs - PATs Had Blocked		0-0	0-0
TOTAL RETURN YARDAGE (Not including Kickoffs)		41	11
No. and Yards Punt Returns		3-36	0-0
No. and Yards Kickoff Returns		3-49	1-24
No. and Yards Interception Returns		2-5	1-11
PENALTIES Number and Yards		4-20	6-35
FUMBLES Number and Lost		4-1	0-0
TOUCHDOWNS		1	1
Rushing		1	0
Passing		0	0
Returns		0	1
EXTRA POINTS Made-Attempts		1-1	1-1
FIELD GOALS Made-Attempts		0-3	1-1
SAFETIES		0	0
FINAL SCORE		7	10
TIME OF POSSESSION		34:53	25:07

# 1991 AFC DIVISIONAL PLAYOFF GAME

DENVER 26, HOUSTON 24

Jan. 4, 1992 • Mile High Stadium • Denver

Weather: Sunny, 36°, Wind W 14 mph • Attendance: 75,301 • Time: 3:09

The Denver Broncos advanced to their fourth AFC Championship Game in six years after defeating Houston 26-24 before 75,301 in Mile High Stadium. David Treadwell's 28-yard field goal with 20 seconds remaining capped a 12-play, 78-yard drive in which the Broncos converted two fourth-down plays.

Houston QB Warren Moon drove his team 70 yards in four plays — highlighted by a 49-yard strike to Haywood Jeffries, who would also haul in the TD pass from 15 yards — to put Houston up 7-0 with only 1:46 gone in the game. After a Denver punt, Moon again drove his team down the field and threw his second TD pass, this one for nine yards to WR Drew Hill.

The Broncos started their next possession on their 35 and covered 65 yards in eight plays to score on a 10-yard pass from QB John Elway to WR Vance Johnson, but a fumbled snap on the conversion attempt left the score 14-6. On the sixth play of the ensuing Oilers' drive, Moon was intercepted by FS Steve Atwater, but a roughing the passer call nullified the effort. Three plays later Houston scored on a six-yard pass from Moon to WR Curtis Duncan.

The next Oilers' possession ended when Atwater intercepted a pass and gave Denver the ball on its own 12 with 6:03 left in the half. In a drive that saw Elway complete all six passes for 64 yards, and Steve Sewell complete one to Johnson for 10, the Broncos covered 88 yards in 12 plays to score on a one-yard run by RB Greg Lewis, cutting the Houston lead to 21-13. After a missed Houston field goal attempt, the Broncos drove from their 20 to Houston's 31 and David Treadwell nailed a 49-yard field goal, the longest in Denver postseason history. Now up by only five at 21-16, the Oilers reached the Broncos' seven on their next drive, but had to settle for a 25-yard field goal.

Denver started on its 20 and nine plays later faced a fourth-and-four from the Houston 41. Elway threw a short pass to WR Michael Young, who broke two tackles and was finally brought down on Houston's 15, a gain of 26 yards. Three plays later Lewis bowled over from one for his second TD of the day, making the score 24-23 in favor of Houston. The Oilers' next drive stalled and Greg Montgomery punted to the Denver two. With 2:07 and no time outs remaining, Elway hit Young for a 22-yard gain on first down, but three plays later the Broncos had a fourth-and-six on the 28. Elway dropped back, then scrambled left upfield and ran out of bounds a yard past the first-down marker. Three straight incompletions again left Denver with a do-or-die fourth down situation. Elway again dropped back and scrambled left, but as he headed upfield he tossed a pass to Johnson, who ran to the Houston 21 for a 44-yard gain. RB Steve Sewell ran for 10 yards on first down, and two plays later Treadwell came on for the winning kick.

## OFFICIALS

Referee — Johnny Grier (23); Umpire — John Keck (67); Line Judge — Ron Blum (83); Side Judge — Don Carlson (39); Head Linesman — Dave Anderson (81); Back Judge — Roy Clymer (24); Field Judge — Ed Merrifield (76)

## STARTING LINEUPS

Houston Oilers				Denver Broncos			
Offense		Defense		Offense		Defense	
WR 84 H. Jeffries	LE 95 W. Fuller	WR 83 M. Young	LDE 73 S. Fletcher	WR 83 M. Young	LDE 73 S. Fletcher	WR 83 M. Young	LDE 73 S. Fletcher
WR 85 D. Hill	LT 79 R. Childress	LT 62 J. Davidson	LDL 71 G. Kragen	LT 62 J. Davidson	LDL 71 G. Kragen	LT 62 J. Davidson	LDL 71 G. Kragen
LT 78 D. Maggs	RT 97 L. Williams	G 63 S. Farrell	RDT 77 K. Mecklenburg	G 63 S. Farrell	RDT 77 K. Mecklenburg	G 63 S. Farrell	RDT 77 K. Mecklenburg
LG 63 M. Munchak	RE 96 S. Jones	C 79 Da. Widell	RDE 51 M. Croel	C 79 Da. Widell	RDE 51 M. Croel	C 79 Da. Widell	RDE 51 M. Croel
C 74 B. Matthews	LLB 57 L. Lathorn	RG 67 Do. Widell	MLB 56 M. Brooks	RG 67 Do. Widell	MLB 56 M. Brooks	RG 67 Do. Widell	MLB 56 M. Brooks
RG 66 D. Dawson	MLB 54 A. Smith	RT 76 K. Lanier	LCB 34 T. Braxton	RT 76 K. Lanier	LCB 34 T. Braxton	RT 76 K. Lanier	LCB 34 T. Braxton
RT 73 D. Williams	RLB 91 J. Meads	TE 86 C. Kay	RCB 29 C. Dimry	TE 86 C. Kay	RCB 29 C. Dimry	TE 86 C. Kay	RCB 29 C. Dimry
WR 81 E. Givins	LCB 28 C. Dishman	WR 85 D. Russell	CB 21 L. Lang	WR 85 D. Russell	CB 21 L. Lang	WR 85 D. Russell	CB 21 L. Lang
WR 80 C. Duncan	RCB 23 R. Johnson	QB 7 J. Elway	S 48 R. Robbins	QB 7 J. Elway	S 48 R. Robbins	QB 7 J. Elway	S 48 R. Robbins
QB 1 W. Moon	SS 25 B. McDowell	RB 28 G. Green	SS 49 D. Smith	RB 28 G. Green	SS 49 D. Smith	RB 28 G. Green	SS 49 D. Smith
RB 44 L. White	FS 26 B. Orlando	RB 81 S. Sharpe	FS 27 S. Atwater	RB 81 S. Sharpe	FS 27 S. Atwater	RB 81 S. Sharpe	FS 27 S. Atwater

DENVER SUBSTITUTIONS: 2 M. Horan, 8 G. Kubiak, 9 D. Treadwell, 22 A. Montgomery, 30 S. Sewell, 38 R. Rivers, 41 G. Lewis, 52 J. Mills, 54 K. Traylor, 59 T. Lucas, 60 N. Subia, 65 C. Ker, 70 B. Sochia, 72 K. Kartz, 74 H. Salem, 82 V. Johnson, 84 R. Nattiel, 86 B. Johnson, 89 R. Johnson, 90 R. Holmes, 96 K. Walker, DID NOT PLAY: 24 W. Henderson, 91 W. Powers. INACTIVE: 12 S. Moore, 26 B. Humphrey.

## FIELD GOALS (made ( ) & missed)

A. Del Greco		33WR (25)		D. Treadwell		(49) (28)	
VISITOR	HOME	1	2	3	4	OT	TOTAL
Houston Oilers	Denver Broncos	14	7	0	3	—	24
HOME	Denver Broncos	6	7	3	10	—	26

Team		Qtr		Elapsed Time		SCORING PLAY		SCORE	
								Visitor	
								Home	
OILERS	1	1:46	H. Jeffries 15 yd. pass from W. Moon (A. Del Greco, kick) (4-70, 1:46)	7	0				
OILERS	1	9:44	D. Hill 9 yd. pass from W. Moon (A. Del Greco, kick) (9-63, 3:39)	14	0				
BRONCOS	1	13:43	V. Johnson 10 yd. pass from J. Elway (No good, WL) (8-65, 3:59)	14	6				
OILERS	2	4:05	C. Duncan 6 yd. pass from W. Moon (A. Del Greco, kick) (8-80, 5:22)	21	6				
BRONCOS	2	14:21	G. Lewis 1 yd. run (D. Treadwell, kick) (12-88, 5:24)	21	13				
BRONCOS	3	13:02	D. Treadwell 49 yd. Field Goal (9-49, 3:11)	21	16				
OILERS	4	1:35	A. Del Greco 25 yd. Field Goal (7-87, 3:33)	24	16				
BRONCOS	4	8:07	G. Lewis 1 yd. run (D. Treadwell, kick) (12-80, 6:32)	24	23				
BRONCOS	4	14:44	D. Treadwell 28 yd. Field Goal (12-87, 1:51)	24	26				

## BRONCOS DEFENSIVE LEADERS

(Based on unofficial press box totals)

Player	UT	A	TT	PD	FR	FF	S-Yds	I-Yds
C. Dimry	8	0	9	1	0	0	0-0	0-0
M. Brooks	7	2	9	1	0	0	0-0	0-0
S. Atwater	3	5	8	2	0	0	0-0	1-0
L. Lang	3	2	5	0	0	0	0-0	0-0
T. Braxton	2	3	5	0	0	0	0-0	0-0
S. Fletcher	3	1	4	0	0	0	0-0	0-0
D. Smith	2	2	4	0	0	0	0-0	0-0
G. Kragen	2	1	3	0	0	0	0-0	0-0
Team Totals	38	18	56	4	0	0	0-0	1-0

## FINAL INDIVIDUAL STATISTICS

Houston Oilers							Denver Broncos							
RUSHING	ATT	YDS	AVG	LG	TD		RUSHING	ATT	YDS	AVG	LG	TD		
L. White	17	79	4.6	10	0		G. Green	17	59	3.5	14	0		
W. Moon	2	18	9.0	15	0		S. Sewell	4	48	12.0	19	0		
							J. Elway	6	39	6.5	15	0		
							R. Rivers	1	3	3.0	3	0		
							G. Lewis	3	2	0.7	1	2		
Total	19	97	5.1	15	0		Total	31	151	4.9	19	2		
PASSING							PASSING							
W. Moon	ATT	CMP	YDS	TD	LG	IN	J. Elway	ATT	CMP	YDS	TD	LG	IN	
	36	27	325	0/0	3	49	1	S. Sewell	1	1	10	0/0	0	10
Total	36	27	325	0/0	3	49	1	Total	34	20	267	0/0	1	44
RECEIVING							RECEIVING							
H. Jeffries	NO	YDS	LONGEST	TD			V. Johnson	NO	YDS	LONGEST	TD			
E. Givins	6	111	29	0			M. Young	4	85	32	0			
C. Duncan	6	40	11	1			S. Sewell	3	28	16	0			
L. White	5	35	10	0			S. Sharpe	3	20	7	0			
D. Hill	2	21	12	1			R. Nattiel	2	27	23	0			
T. Jones	1	19	19	0			D. Russell	1	20	20	0			
							C. Kay	1	8	8	0			
							G. Green	1	1	1	0			
Total	27	325	49	3			Total	20	267	44	1			
INTERCEPTIONS							INTERCEPTIONS							
R. Johnson	NO	YDS	LONGEST	TD			S. Atwater	NO	YDS	LONGEST	TD			
	1	25	25	0				1	0	0	0			
Total	1	25	25	0			Total	1	0	0	0			
PUNTING							PUNTING							
G. Montgomery	NO	YDS	AVG	TD	IN20	LG	M. Horan	NO	YDS	AVG	TD	IN20	LG	
	1	44	44.0	0	1	44		2	81	40.5	0	0	43	
Total	1	44	44.0	0	1	44	Total	2	81	40.5	0	0	43	
PUNT RETURNS							PUNT RETURNS							
P. Coleman	NO	FC	YDS	LG	TD		(DOWNED)	NO	FC	YDS	LG	TD		
(OUT OF BOUNDS)	0	1	0	0	0			1	0	0	0	0		
Returns	0	0	0	0	0		Returns	0	0	0	0	0		
KICKOFF RTNS							KICKOFF RTNS							
P. Coleman	NO	FC	YDS	LG	TD		A. Montgomery	NO	FC	YDS	LG	TD		
A. Pinkett	3	0	46	22	0		(TOUCHBACK)	1	0	0	0	0		
Returns	6	82	22	0			Returns	4	88	30	0			

Houston Oilers							Denver Broncos						
FUMBLES	FUM	OWN-REC	YDS	TD	FORCED	OPP-REC	FUMBLES	FUM	OWN-REC	YDS	TD	OUT-BDS	
A. Smith	0	0	0	0	0	1	G. Green	1	0	0	0	0	0
B. Orlando	0	0	0	0	0	1	J. Davidson	0	1	0	0	0	0
	0	0	0	0	0	2	S. Sewell	1	0	0	0	0	1
Total	0	0	0	0	0	2	J. Elway	1	1	0	0	0	0
							Total	3	2	0	0	0	1

## FINAL TEAM STATISTICS

		VISITOR OILERS		HOME BRONCOS	
TOTAL FIRST DOWNS		23		26	
By Rushing		7		13	
By Passing		14		12	
By Penalty		2		1	
THIRD DOWN EFFICIENCY		5-8-63%		5-11-45%	
FOURTH DOWN EFFICIENCY		0-0-0%		3-3-100%	
TOTAL NET YARDS		422		418	
Total Offensive Plays (inc. times thrown passing)		55		65	
Average gain per offensive play		7.7		6.4	
NET YARDS RUSHING		97		151	
Total Rushing Plays		19		31	
Average gain per rushing play		5.1		4.9	
NET YARDS PASSING		325		267	
Times thrown — yards lost attempting to pass		0-0		0-0	
Gross yards passing		325		267	
PASS ATTEMPTS-COMPLETIONS-HAD INTERCEPTED		36-27-1		34-20-1	
Average gain per pass play (inc. # thrown passing)		9.0		7.9	
KICKOFFS Number-In End Zone-Touchbacks		5-1-1		6-0-0	
PUNTS Number and Average		1-44		2-40.5	
Had Blocked		0		0	
FGs — PATs Had Blocked		0-0		0-0	
TOTAL RETURN YARDAGE (Not Including Kickoffs)		25		0	
No. and Yards Punt Returns		0-0		0-0	
No. and Yards Kickoff Returns		6-82		4-88	
No. and Yards Interception Returns		1-25		1-0	
PENALTIES Number and Yards		13-85		6-70	
FUMBLES Number and Lost		0-0		3-0	
TOUCHDOWNS		3		3	
Rushing		0		2	
Passing		3		1	
Returns		0		0	
EXTRA POINTS Made-Attempts		3-3		2-3	
FIELD GOALS Made-Attempts		1-2		2-2	
SAFETIES		0		0	
FINAL SCORE		24		26	
TIME OF POSSESSION		30:26		29:34	

## SUPER BOWL XXIV

SAN FRANCISCO 55, DENVER 10

Jan. 28, 1990 • Louisiana Superdome • New Orleans, La.

Weather: Indoors • Attendance: 72,919 • Time: 3:21

The San Francisco Forty-Niners captured their fourth World Championship with a 55-10 victory over Denver in Super Bowl XXIV, played in the Louisiana Superdome. San Francisco QB Joe Montana completed 22 of 29 passes for 297 yards and five touchdowns — three to WR Jerry Rice.

The Forty-Niners scored two touchdowns in every quarter and outgained the Broncos 461 yards to 167. After stopping Denver on the game's initial possession, San Francisco drove 66 yards in 10 plays, scoring on a 20-yard pass from Montana to Rice. The Broncos' next possession covered 49 yards in 10 plays and resulted in a 42-yard field goal by David Treadwell.

After limiting the Niners to four yards on their next drive, Denver took possession on its own 49, but on first down RB Bobby Humphrey fumbled and DE Kevin Fagan recovered for San Francisco on the Niners' 46. That turnover led to a seven-yard TD pass from Montana to TE Brent Jones, and after a failed extra point attempt, San Francisco led 13-3 with three seconds left in the first quarter.

The Broncos failed to cross mid-field in the second period while the Niners scored on a one-yard run by RB Tom Rathman and a 38-yard pass from Montana to Rice. San Francisco was unable to move the ball on the initial drive of the second half, but Elway was intercepted on the first play of Denver's next drive and the Niners took possession on the Broncos' 28. On first down Montana threw a TD pass to Rice to put his team up 34-3. The next Denver drive also ended with an interception, leading to a 35-yard scoring pass from Montana to WR John Taylor. The Broncos, spurred by a 34-yard run by Humphrey, moved 61 yards in five plays and a penalty to score on a three-yard run by Elway. San Francisco roared back with an 11-play, 75-yard drive that ended with a three-yard TD run by Rathman. Following another Bronco fumble, RB Roger Craig plowed one-yard into the end zone to round out the scoring.

## OFFICIALS

Referee — Dick Jorgensen (60); Umpire — Hendi Anich (115); Line Judge — Ron Blum (83); Side Judge — Gerry Austin (34); Head Linesman — Earnie Frantz (111); Back Judge — Al Jury (109); Field Judge — Don Orr (77)

## STARTING LINEUPS

San Francisco 49ers				Denver Broncos			
Offense		Defense		Offense		Defense	
WR 82 J. Taylor	LE 78 P. Holt	WR 82 J. Taylor	LE 78 P. Holt	WR 82 J. Taylor	LE 78 P. Holt	WR 82 J. Taylor	LE 78 P. Holt
LT 77 W. Paris	NT 95 M. Carter	LT 77 W. Paris	NT 95 M. Carter	LT 77 W. Paris	NT 95 M. Carter	LT 77 W. Paris	NT 95 M. Carter
LG 62 G. McIntyre	RE 75 K. Fagan	LG 62 G. McIntyre	RE 75 K. Fagan	LG 62 G. McIntyre	RE 75 K. Fagan	LG 62 G. McIntyre	RE 75 K. Fagan
C 61 J. Sapola	LOLB 94 C. Haley	C 61 J. Sapola	LOLB 94 C. Haley	C 61 J. Sapola	LOLB 94 C. Haley	C 61 J. Sapola	LOLB 94 C. Haley
RG 69 B. Collie	LILB 54 M. Miller	RG 69 B. Collie	LILB 54 M. Miller	RG 69 B. Collie	LILB 54 M. Miller	RG 69 B. Collie	LILB 54 M. Miller
RT 79 H. Barton	RILB 99 M. Walter	RT 79 H. Barton	RILB 99 M. Walter	RT 79 H. Barton	RILB 99 M. Walter	RT 79 H. Barton	RILB 99 M. Walter
TE 84 B. Jones	LCB 58 K. Turner	TE 84 B. Jones	LCB 58 K. Turner	TE 84 B. Jones	LCB 58 K. Turner	TE 84 B. Jones	LCB 58 K. Turner
WR 80 J. Rice	RCB 26 D. Pollard	WR 80 J. Rice	RCB 26 D. Pollard	WR 80 J. Rice	RCB 26 D. Pollard	WR 80 J. Rice	RCB 26 D. Pollard
QB 16 J. Montana	PCB 29 D. Griffin	QB 16 J. Montana	PCB 29 D. Griffin	QB 16 J. Montana	PCB 29 D. Griffin	QB 16 J. Montana	PCB 29 D. Griffin
RB 33 R. Craig	SS 31 C. Brooks	RB 33 R. Craig	SS 31 C. Brooks	RB 33 R. Craig	SS 31 C. Brooks	RB 33 R. Craig	SS 31 C. Brooks
RB 44 T. Rathman	FS 42 R. Lott	RB 44 T. Rathman	FS 42 R. Lott	RB 44 T. Rathman	FS 42 R. Lott	RB 44 T. Rathman	FS 42 R. Lott

DENVER SUBSTITUTIONS: 2 M. Horan, 8 G. Kubiak, 9 D. Treadwell, 23 S. Winder, 25 K. Corrington, 32 M. Bratton, 35 K. Bell, 36 M. Haynes, 48 R. Robbins, 51 M. Munford, 54 K. Bishop, 58 S. Curtis, 59 T. Lucas, 61 A. Townsend, 65 M. Smith, 68 B. Henke, 63 M. Young, 84 R. Nattiel, 86 P. Green, 88 C. Kay, 91 W. Powers, 97 B. Klotterman. INACTIVE: 40 J. Alexander, 57 M. Ruether.

## FIELD GOALS (made ( ) &amp; missed)

		D. Treadwell (42)			
VISITOR	HOME	1	2	3	4
San Francisco 49ers	Denver Broncos	13	14	14	14
		3	0	7	0
					—
					55
					10

Team	Qtr	Elapsed Time	SCORING PLAY	SCORE Visitor	Home
NINERS	1	4:54	J. Rice 20 yd. pass from J. Montana (M. Cofer, kick) (10-66, 3:59)	7	0
BRONCOS	1	8:13	D. Treadwell 42 yd. Field Goal (10-49, 3:19)	7	3
NINERS	1	14:57	B. Jones 7 yd. pass from J. Montana (No good, WR) (10-54, 5:15)	13	3
NINERS	2	7:45	T. Rathman 1 yd. run (M. Cofer, kick) (14-89, 7:07)	20	3
NINERS	2	14:26	J. Rice 38 yd. pass from J. Montana (M. Cofer, kick) (5-59, 1:04)	27	3
NINERS	3	2:12	J. Rice 35 yd. pass from J. Montana (M. Cofer, kick) (1-28, 0:06)	34	3
NINERS	3	5:16	J. Taylor 35 yd. pass from J. Montana (M. Cofer, kick) (2-37, 0:48)	41	3
BRONCOS	3	8:07	J. Elway 3 yd. run (D. Treadwell, kick) (5-61, 2:51)	41	10
NINERS	4	0:03	T. Rathman 3 yd. run (M. Cofer, kick) (11-75, 6:56)	48	10
NINERS	4	1:13	R. Craig 1 yd. run (M. Cofer, kick) (1-1, 0:04)	55	10

## BRONCOS DEFENSIVE LEADERS

(Based on unofficial press box totals)

Player	UT	A	TT	PD	FR	FF	S-Yds	I-yds
T. Braxton	8	0	8	2	0	0	1-0	0-0
S. Atwater	4	4	8	0	0	0	0-0	0-0
M. Munford	5	1	6	0	0	0	0-0	0-0
W. Henderson	5	0	5	1	0	0	0-0	0-0
R. Dennison	5	0	5	0	0	0	0-0	0-0
S. Fletcher	5	0	5	0	0	0	0-0	0-0
S. Curtis	4	1	5	0	0	0	0-0	0-0
G. Kragen	4	0	4	0	0	0	0-0	0-0
R. Holmes	3	1	4	0	0	0	0-0	0-0
D. Smith	1	3	4	0	0	0	0-0	0-0
M. Brooks	3	0	3	0	0	0	0-0	0-0
A. Carreker	2	1	3	0	0	0	0-0	0-0
A. Townsend	2	1	3	0	0	0	0-0	0-0
D. Carrington	2	0	2	0	0	0	0-0	0-0
W. Powers	2	0	2	0	0	0	0-0	0-0
T. Lucas	1	1	2	0	0	0	0-0	0-0
K. Corrington	1	0	1	0	0	0	0-0	0-0
K. Mecklenburg	1	0	1	0	0	0	0-0	0-0
Team Totals	58	13	71	3	0	0	1-0	0-0

## FINAL INDIVIDUAL STATISTICS

San Francisco Forty Niners							Denver Broncos						
RUSHING	ATT	YDS	AVG	LG	TD		RUSHING	ATT	YDS	AVG	LG	TD	
R. Craig	20	69	3.5	18	1		B. Humphrey	12	61	5.1	34	0	
T. Rathman	11	38	3.5	18	2		J. Elway	4	8	2.0	31	1	
J. Montana	2	15	7.5	10	0		S. Winder	1	-5	-5.0	-5	0	
T. Flagler	6	14	2.3	10	0								
S. Young	4	6	1.5	11	0								
H. Sydney	1	2	2.0	2	0								
Total	44	144	3.3	18	3		Total	17	64	3.8	34	1	

TKD/							TKD/							
PASSING	ATT	CMP	YDS	YD TD	LG	IN	PASSING	ATT	CMP	YDS	YD TD	LG	IN	
J. Montana	29	22	197	1/0	5	38	J. Elway	26	10	108	4/30	0	27	2
S. Young	3	2	20	0/0	0	13	G. Kubiak	3	1	28	2/3	0	28	0
Total	32	24	317	1/0	5	38	Total	29	11	136	6/33	1	44	1

RECEIVING	NO	YDS	LONGEST	TD	RECEIVING	NO	YDS	LONGEST	TD
J. Rice	7	148	38	3	B. Humphrey	3	38	27	0
R. Craig	5	34	12	0	S. Stewell	2	22	12	0
R. Rahnman	4	43	21	1	V. Johnson	2	21	13	0
J. Taylor	3	49	35	1	R. Nattell	1	28	28	0
M. Sherrard	1	13	13	0	M. Bratton	1	14	14	0
W. Walls	1	9	9	0	S. Winder	1	7	7	0
B. Jones	1	7	7	1	C. Kay	1	6	6	0
H. Sydney	1	7	7	0					
J. Williams	1	7	7	0					
Total	24	317	38	5	Total	11	136	28	0

RECEIVING							RECEIVING						
NO	YDS	LONGEST	TD				NO	YDS	LONGEST	TD			
J. Rice	7	148	38	3			B. Humphrey	3	38	27	0		
R. Craig	5	34	12	0			S. Sewell	2	22	12	0		
T. Rathman	4	43	18	0			V. Johnson	2	21	13	0		
J. Taylor	3	49	35	1			R. Nattiel	1	28	28	0		
M. Sherrard	1	13	13	0			M. Bratton	1	14	14	0		
W. Walls	1	9	9	0			S. Winder	1	7	7	0		
B. Jones	1	7	7	1			C. Kay	1	6	6	0		
H. Sydney	1	7	7	0									
J. Williams	1	7	7	0			Total	11	136	28	0		
Total	24	317	38	5									

INTERCEPTIONS							INTERCEPTIONS						
NO	YDS	LONGEST	TD				NO	YDS	LONGEST	TD			
M. Walter	1	4	4	0									
C. Brooks	1	38	38	0			Total	0	0	0	0		
Total	2	42	38	0									

PUNT RETURNS						PUNT RETURNS					
NO	FC	YDS	LG	TD		NO	FC	YDS	LG	TD	
J. Taylor	3	2	38	17	0	V. Johnson	2	1	11	7	0
(OUT OF BOUNDS)	1	0	0	0	0	(DOWNED)	1	0	0	0	0

Returns	3		38	17	0	Returns	2		11	7	0
KICKOFF RTNS	NO	FC	YDS	LG	TD	KICKOFF RTNS	NO	FC	YDS	LG	TD
T. Flagler	3		49	22	0	D. Carrington	6		146	39	0
						K. Bell	2		41	24	0

KICKOFF RTNS						KICKOFF RTNS					
NO	FC	YDS	LG	TD		NO	FC	YDS	LG	TD	
T. Flagler	3		49	22	0	D. Carrington	6		146	39	0
Returns	3		49	22	0	K. Bell	2		41	24	0
						M. Bratton	1		9	9	0
						Returns	9		196	39	0

San Francisco Forty Niners												
FUMBLES	FUM	OWN-REC	YDS	TD	FORCED	OPP-REC	YDS	TD	OUT-BDS			
K. Fagan	0	0	0	0	1	0	0	0	0			
C. Brooks	0	0	0	0	0	1	0	0	0			
D. Griffin	0	0	0	0	1	0	0	0	0			
D. Stubbs	0	0	0	0	0	1	15	0	0			
Total	0	0	0	0	2	2	15	0	0			

Denver Broncos												
FUMBLES	FUM	OWN-REC	YDS	TD	FORCED	OPP-REC	YDS	TD	OUT-BDS			
B. Humphrey	1	0	0	0	0	0	0	0	0			0
J. Elway	2	1	-1	0	0	0	0	0	0			0
Total	3	1	-1	0	0	0	0	0	0			0

## FINAL TEAM STATISTICS

	VISITOR NINERS	HOME BRONCOS
TOTAL FIRST DOWNS	28	12
By Rushing	14	5
By Passing	14	6
By Penalty	0	1
THIRD DOWN EFFICIENCY	8-15-53%	3-11-27%
FOURTH DOWN EFFICIENCY	2-2-100%	0-0-0%
TOTAL NET YARDS	461	167
Total Offensive Plays (inc. times thrown passing)	77	52
Average gain per offensive play	6.0	3.2
NET YARDS RUSHING	144	64
Total Rushing Plays	44	17
Average gain per rushing play	3.3	3.8
NET YARDS PASSING	317	103
Times thrown - yards lost attempting to pass	1-0	6-33
Gross yards passing	317	136
PASS ATTEMPTS-COMPLETIONS-HAD INTERCEPTED	32-24-0	29-11-2
Average gain per pass play (inc. # thrown passing)	9.6	2.9
KICKOFFS Number-In End Zone-Touchbacks	9-3-0	3-0-0
PUNTS Number and Average	4-39.5	6-38.5
Had Blocked	0	0
FGs - PATs Had Blocked	0-0	0-0
TOTAL RETURN YARDAGE (Not including Kickoffs)	80	11
No. and Yards Punt Returns	3-38	2-11
No. and Yards Kickoff Returns	3-49	9-196
No. and Yards Interception Returns	2-42	0-0
PENALTIES Number and Yards	4-38	0-0
FUMBLES Number and Lost	0-0	3-2
TOUCHDOWNS	8	1
Rushing	3	1
Passing	5	0
EXTRA POINTS Made-Attempts	7-8	1-1
FIELD GOALS Made-Attempts	0-0	1-1
SAFETIES	0	0
FINAL SCORE	55	10
TIME OF POSSESSION	39:31	20:29



# 1989 AFC CHAMPIONSHIP GAME

DENVER 37, CLEVELAND 21

Jan. 14, 1990 • Mile High Stadium • Denver

Weather: Sunny, 53°, Wind W 10 mph • Attendance: 76,005 • Time: 3:28

The Denver Broncos won their third American Football Conference Championship in four years with a dramatic 37-21 victory over Cleveland before 76,005 fans in Mile High Stadium. Broncos QB John Elway threw for 385 yards and three TDs, RB Sammy Winder tied a Denver postseason record with two touchdowns, and SS Dennis Smith nabbed two of the Browns' three interceptions. Denver had 497 yards of total offense to the Browns' 256 and had a time possession of 36:53.

The Broncos took the opening kickoff and drove to the Cleveland one, but on third down, Elway's pitch to RB Bobby Humphrey was fumbled and the Browns' Andrew Stewart recovered on the eight. With five minutes left in the first quarter, Smith picked off Bernie Kosar pass and returned it to the Cleveland 32. Denver moved to the Cleveland 12 but had to settle for a 29-yard field goal by David Treadwell.

Neither team mounted scoring drives until the Broncos took possession on their own 18 with 6:54 left in the half. On first down Elway hit WR Mark Jackson for 12 yards, and three plays later he connected WR Michael Young for a 70-yard touchdown play. The Browns took the opening kickoff of the second half and drove 70 yards in six plays, scoring a 27-yard pass from Kosar to Brian Brennan. Denver roared right back on its next possession, going 80 yards in six plays and scoring on a five-yard pass from Elway to TE Orson Mobley. The key play on that drive was a 53-yard pass from Elway to Young. Cleveland was unable to move the ball and punted back to Denver. The Browns moved from their own 40, and buoyed by a 25-yard run by Elway, covered 60 yards in six plays and scored a seven-yard run by Winder, making the score 24-7.

The Browns needed just six plays to go 72 yards and score on a 10-yard Kosar-to-Brennan pass, and two plays into Denver's next drive, Cleveland's Felix Wright recovered a Denver fumble and returned it to the Bronco one. On second down Tim Manoa barreled over from the two, cutting Denver's lead to 24-21 with one second left in the third quarter. The Browns shut out the Browns in the final quarter while posting 13 points. Their initial drive of the quarter covered 80 yards in six plays and ended with a 39-yard touchdown pass from Elway to Winder. Denver's Kip Corrington intercepted Kosar to set the Broncos up on the Cleveland 39. Denver got as far as the Browns' 17 but had to settle for a 34-yard Treadwell field goal. Smith grabbed his second interception to end the Browns' next drive, leading to a 31-yard field goal.

## OFFICIALS

Referee — Dick Hartak (105); Umpire — Art Demmas (78); Line Judge — Bill Reynolds (53); Side Judge — Nate Jones (87); Head Linesman — Dale Williams (8); Back Judge — Paul Baetz (22); Field Judge — Jack Vaughan (93)

## STARTING LINEUPS

Cleveland Browns				Denver Broncos			
Offense		Defense		Offense		Defense	
WR 84 W. Slaughter	LDE 60 A. Baker	WR 82 V. Johnson	LE 92 A. Carreker	LT 74 P. Farnen	LDT 78 C. Hairston	LT 60 G. Perry	NT 71 G. Kragert
LG 68 T. Banker	RDE 92 M. Perry	LG 86 J. Juriga	RE 90 R. Holmes	LG 68 T. Banker	RDE 97 R. Banks	LG 86 J. Juriga	RE 90 R. Holmes
C 73 G. Rakoczy	LLB 57 C. Matthews	RG 67 D. Widell	LILB 55 R. Dennison	C 73 G. Rakoczy	LLB 57 C. Matthews	RG 67 D. Widell	LILB 55 R. Dennison
RG 86 T. Jones	MLB 99 M. Johnson	RT 76 K. Lanier	RILB 77 K. Mecklenburg	RT 63 C. Risien	MLB 99 M. Johnson	RT 76 K. Lanier	RILB 77 K. Mecklenburg
TE 82 O. Newsome	RLB 56 D. Grayson	TE 87 Pat Kelly	ROLB 73 S. Fletcher	TE 82 O. Newsome	RLB 56 D. Grayson	TE 87 Pat Kelly	ROLB 73 S. Fletcher
WR 88 R. Langhorne	LCB 31 F. Minnifield	WR 80 M. Jackson	LCB 34 T. Braxton	WR 88 R. Langhorne	LCB 31 F. Minnifield	WR 80 M. Jackson	LCB 34 T. Braxton
QB 19 B. Kosar	RCB 29 H. Dixon	QB 7 J. Elway	RCB 24 W. Henderson	QB 19 B. Kosar	RCB 29 H. Dixon	QB 7 J. Elway	RCB 24 W. Henderson
RB 21 E. Metcalf	SS 22 F. Wright	FB 32 M. Bratton	SS 49 D. Smith	RB 21 E. Metcalf	SS 22 F. Wright	FB 32 M. Bratton	SS 49 D. Smith
FB 34 K. Mack	FS 30 T. Gash	RB 26 B. Humphrey	FS 27 S. Atwater	FB 34 K. Mack	FS 30 T. Gash	RB 26 B. Humphrey	FS 27 S. Atwater

DENVER SUBSTITUTIONS: 2 M. Horan, 8 G. Kubiak, 9 D. Treadwell, 23 S. Winder, 25 K. Corrington, 29 D. Carrington, 30 S. Sewell, 35 K. Ball, 36 M. Haynes, 48 R. Robbins, 51 M. Munford, 54 K. Bishop, 58 S. Curtis, 59 T. Lucas, 61 A. Townsend, 65 M. Smith, 68 B. Henke, 83 M. Young, 84 R. Nattiel, 88 C. Kay, 89 O. Mobley, 91 W. Powers, 97 B. Kiosterman. INACTIVE: 40 J. Alexander, 57 M. Ruether.

## FIELD GOALS (made ( ) & missed)

		D. Treadwell		(29)	54B	(34)	(31)		
VISITOR	Cleveland Browns	1	2	3	4	OT	TOTAL		
HOME	Denver Broncos	0	0	21	0	—	21		
		3	7	14	13	—	37		

		SCORE		SCORE		SCORE	
Team	Qtr	Elapsed Time	Field Goal	Visitor	Home	Visitor	Home
BRONCOS	1	12:59	D. Treadwell 29 yd. Field Goal (5-20, 2:46)	0	3	0	3
BRONCOS	2	6:03	M. Young 70 yd. pass from J. Elway (D. Treadwell, kick) (4-82, 0:57)	0	10	0	10
BROWNS	3	3:19	B. Brennan 27 yd. pass from B. Kosar (M. Bahr, kick) (6-70, 3:19)	7	10	7	10
BRONCOS	3	7:00	O. Mobley 5 yd. pass from J. Elway (D. Treadwell, kick) (6-80, 3:41)	7	17	7	17
BRONCOS	3	10:41	S. Winder 7 yd. run (D. Treadwell, kick) (6-60, 2:41)	7	24	7	24
BROWNS	3	12:48	B. Brennan 10 yd. pass from B. Kosar (M. Bahr, kick) (6-72, 2:07)	14	24	14	24
BROWNS	3	14:59	T. Manoa 2 yd. run (M. Bahr, kick) (2-1, 1:12)	21	24	21	24
BRONCOS	4	2:25	S. Winder 39 yd. pass from J. Elway (D. Treadwell, kick) (6-80, 2:26)	21	31	21	31
BRONCOS	4	6:38	D. Treadwell 34 yd. Field Goal (7-22, 3:48)	21	34	21	34
BRONCOS	4	13:00	D. Treadwell 31 yd. Field Goal (10-34, 6:50)	21	37	21	37

## BRONCOS DEFENSIVE LEADERS

(Based on unofficial press box totals)

Player	UT	A	TT	PD	FR	FF	S-Yds	I-yds
T. Braxton	6	1	7	2	0	0	0-0	0-0
S. Fletcher	5	2	7	1	0	0	2-3	0-0
K. Mecklenburg	3	1	4	0	0	0	0-0	0-0
W. Henderson	3	0	3	0	0	0	0-0	0-0
D. Smith	3	0	3	0	0	0	0-0	2-13
S. Atwater	2	1	3	0	0	0	0-0	0-0
A. Townsend	2	1	3	0	0	0	1-10	0-0
G. Kragen	2	0	2	0	0	1	0-0	0-0
R. Robbins	2	0	2	0	0	0	0-0	0-0
M. Munford	2	0	2	0	0	0	0-0	0-0
A. Carreker	2	0	2	1	0	0	1-7	0-0
Team Totals	35	7	42	6	0	1	4-20	3-13

## FINAL INDIVIDUAL STATISTICS

Cleveland Browns						Denver Broncos					
RUSHING	ATT	YDS	AVG	LG	TD	RUSHING	ATT	YDS	AVG	LG	TD
K. Mack	6	36	6.0	19	0	J. Elway	5	39	7.8	25	0
B. Kosar	2	22	11.0	16	0	S. Winder	21	37	1.8	9	1
T. Manoa	2	5	2.5	3	1	B. Humphrey	8	23	2.9	9	0
E. Metcalf	3	4	1.3	2	0	S. Sewell	4	17	4.3	12	0
R. Langhorne	1	-1	-1.0	-1	0	M. Bratton	1	4	4.0	4	0
Total	14	66	4.7	19	1	Total	39	120	3.1	25	1

TKD/							TKD/								
PASSING	ATT	CMP	YDS	YD	TD	LG	IN	PASSING	ATT	CMP	YDS	YD	TD	LG	IN
B. Kosar	44	19	210	4/20	2	27	3	J. Elway	36	20	385	1/8	3	7/0	0
Total	44	19	210	4/20	2	27	3	Total	36	20	385	1/8	3	7/0	0

RECEIVING						RECEIVING					
NO	YDS	LONGEST	TD			NO	YDS	LONGEST	TD		
R. Langhorne	5	78	27	0		V. Johnson	7	91	23	0	
B. Brennan	5	58	27	2		S. Sewell	3	55	43	0	
W. Slaughter	3	36	16	0		M. Young	2	123	70	1	
K. Mack	2	8	5	0		S. Winder	2	39	39	1	
E. Metcalf	2	7	4	0		M. Jackson	2	25	13	0	
L. Tillman	1	15	15	0		O. Mobley	2	22	17	1	
T. Manoa	1	8	8	0		B. Humphrey	1	23	23	0	
Total	19	210	27	2		M. Bratton	1	7	7	0	
Total	19	210	27	2		Total	20	385	70	3	

INTERCEPTIONS						INTERCEPTIONS					
NO	YDS	LONGEST	TD			NO	YDS	LONGEST	TD		
D. Smith	2	13	9	0		D. Smith	2	13	9	0	
K. Corrington	1	1	1	0		K. Corrington	1	1	1	0	
Total	3	14	10	0		Total	3	14	10	0	

PUNTING						PUNTING							
	NO	YDS	AVG	TB	IN20	LG		NO	YDS	AVG	TB	IN20	LG
B. Wagner	8	338	42.3	1	1	52	M. Horan	5	232	46.4	2	1	61
Total	8	338	42.3	1	1	52	Total	5	232	46.4	2	1	61

PUNT RETURNS						PUNT RETURNS					
NO	FC	YDS	LG	TD		NO	FC	YDS	LG	TD	
G. McNeill	1	1	7	7	0	V. Johnson	4	0	36	11	0
Returns	1	1	7	7	0	Returns	4	0	36	11	0

KICKOFF RTNS						KICKOFF RTNS					
NO	FC	YDS	LG	TD		NO	FC	YDS	LG	TD	
E. Metcalf	6	118	28	0		V. Johnson	4	0	36	11	0
K. Jones	1	12	12	0		Returns	0	0	0	0	0
Returns	7	130	28	0		Returns	0	0	0	0	0

Cleveland Browns						Denver Broncos					
FUMBLE	FUM	OWN-REC	YDS	TD	FORCED	OPP-REC	YDS	TD	OUT-BDS		
A. Stewart	0	0	0	0	0	1	0	0	0	0	
K. Mack	2	1	0	0	0	0	0	0	0	0	
B. Kosar	1	2	0	0	0	0	0	0	0	0	
F. Wright	0	0	0	0	0	1	27	0	0	0	
Total	3	3	0	0	0	2	27	0	0	0	

Denver Broncos						Denver Broncos					
FUMBLE	FUM	OWN-REC	YDS	TD	FORCED	OPP-REC	YDS	TD	OUT-BDS		
J. Elway	1	0	-6	0	0	0	0	0	0	0	
M. Bratton	1	0	0	0	0	0	0	0	0	0	
Total	2	0	-6	0	0	0	0	0	0	0	

## FINAL TEAM STATISTICS

		VISITOR BROWNS	HOME BRONCOS
TOTAL FIRST DOWNS		14	22
By Rushing		3	6
By Passing		11	14
By Penalty		0	2
THIRD DOWN EFFICIENCY		3-13-23%	9-18-50%
FOURTH DOWN EFFICIENCY		0-1-0%	0-0-0%
TOTAL NET YARDS		256	497
Total Offensive Plays (inc. times thrown passing)		62	76
Average gain per offensive play		4.1	6.5
NET YARDS RUSHING		66	120
Total Rushing Plays		14	39
Average gain per rushing play		4.7	3.1
NET YARDS PASSING		190	377
Times thrown — yards lost attempting to pass		4-20	1-8
Gross yards passing		210	385
PASS ATTEMPTS-COMPLETIONS-HAD INTERCEPTED		44-19-3	36-20-0
Average gain per pass play (inc. # thrown passing)		4.0	10.2
KICKOFFS Number-In End Zone-Touchbacks		4-4-4	8-1-1
PUNTS Number and Average		8-42.3	5-46.4
Had Blocked		0	0
FGs — PATs Had Blocked		0-0	1-0
TOTAL RETURN YARDAGE (Not Including Kickoffs)		7	50
No. and Yards Punt Returns		1-7	4-36
No. and Yards Kickoff Returns		7-130	0-0
No. and Yards Interception Returns		0-0	3-14
PENALTIES Number and Yards		8-55	1-5
FUMBLES Number and Lost		3-0	2-2
TOUCHDOWNS		3	4
Rushing		1	1
Passing		2	3
Returns		0	0
EXTRA POINTS Made-Attempts		3-3	4-4
FIELD GOALS Made-Attempts		0-0	3-4
SAFETIES		0	0
FINAL SCORE		21	37
TIME OF POSSESSION		23:07	36:53

# 1989 AFC DIVISIONAL PLAYOFF GAME

DENVER 24, PITTSBURGH 23

Jan. 7, 1990 • Mile High Stadium • Denver

Weather: Sunny, 55°, Wind W 6 mph • Attendance: 75,868 • Time: 2:57

The Denver Broncos advanced to their third AFC Championship Game in four years with a come-from-behind 24-23 victory over the Steelers before 75,868 in Mile High Stadium. Although Pittsburgh held the upper hand in total yards (404 to 364) and time of possession (34:14 to 25:46) Denver was able to mount a late fourth quarter drive and score the winning touchdown with just 2:27 remaining.

The Steelers took the opening kickoff return and drove 65 yards in 13 plays, scoring on a 32-yard Gary Anderson field goal. Late in the opening quarter Pittsburgh took possession at its own seven-yard line, but after a 45-yard run by Merrill Hoge and a 33-yard Bobby Brister to Tim Worley pass play, Pittsburgh was knocking on the door and scored three plays later on a seven-yard run by Hoge to put Pittsburgh up 10-0.

The Broncos took their first possession of the second quarter and drove 75 yards in 12 plays to score on a one-yard plunge by RB Mel Bratton on third-and-goal. The Steelers roared back, traveling 77 yards in 12 plays to score on a nine-yard pass from Brister to WR Louis Lipps. The Broncos got the ball back on their own 33 with 20 seconds left in the half. On first down, QB John Elway and WR Mark Jackson combined for 26 yards, and then Elway fired a 15-yard pass to WR Ricky Nattiel, putting Denver at the Pittsburgh 26 with two seconds left. David Treadwell kicked a 43-yard field goal to pull Denver within 17-10 at the half.

Early in the third quarter, Denver NT Greg Kragen forced a Tim Worley fumble and CB Tyrone Braxton recovered for the Broncos on the Steeler 37. On first down Elway hit WR Vance Johnson for a touchdown, tying the score at 17. Pittsburgh's next two possessions ended in Anderson field goals and the Steelers held a 23-17 lead in the early stages of the fourth quarter. After an exchange of punts the Broncos took possession on their own 29 with 7:06 left in the game. After a first down penalty, making it first-and-19 from the 20, Elway hit Jackson for 18 yards. Elway then handed off to RB Bobby Humphrey, who pitched the ball back to Elway, and he threw a 36-yard strike to Johnson, giving Denver a first down on the Steeler 26. Humphrey ran on the next four plays, gaining 24 yards and taking the ball to the two. On third-and-goal from the one, Bratton scored again and Treadwell's extra point gave Denver its first lead of the game with 2:27 left. Pittsburgh got the ball on its own 20, but on third down Brister's signals were drowned out by the crowd and he mishandled the snap. Randy Robbins recovered for Denver on the Pittsburgh 18 and the Broncos were able to run out the clock.

## OFFICIALS

Referee — Gene Barth (14); Umpire — Dave Hamilton (42); Line Judge — Ron Blum (83); Side Judge — Gene Austin (34); Head Linesman — Ron Phares (10); Back Judge — Louis Richard (68); Field Judge — Bobby Skelton (73)

## STARTING LINEUPS

Pittsburgh Steelers				Denver Broncos			
Offense		Defense		Offense		Defense	
WR 87	W. Thompson	LE 83	K. Willis	WR 82	V. Johnson	LE 92	A. Carreker
LT 65	J. Jackson	NT 98	G. Williams	LT 60	G. Perry	LT 71	G. Kragen
LG 79	J. Reinstra	RE 78	T. Johnson	LG 66	J. Junga	RE 90	R. Holmes
C 63	D. Dawson	LOLB 53	B. Hinkle	C 72	K. Kartz	LOLB 56	M. Brooks
RG 74	T. Long	LILB 50	D. Little	RG 67	D. Widell	LILB 51	M. Munford
RT 62	T. Ikin	RILB 54	H. Nickerson	RT 76	K. Lanier	RILB 77	K. Mecklenburg
TE 84	M. Mularkey	ROLB 95	G. Lloyd	TE 89	O. Mobley	ROLB 73	S. Fletcher
WR 83	L. Lipps	LCB 49	D. Woodruff	WR 80	M. Jackson	LCB 34	T. Braxton
QB 6	B. Brister	RCB 26	R. Woodson	QB 7	J. Elway	RCB 24	W. Henderson
FB 33	M. Hoge	SS 37	C. Lake	FB 32	M. Bratton	SS 49	D. Smith
RB 38	T. Worley	FS 27	T. Everett	RB 26	B. Humphrey	FS 27	S. Atwater

DENVER SUBSTITUTIONS: 2 M. Horan, 8 G. Kubiak, 9 D. Treadwell, 23 S. Winder, 25 K. Cornington, 29 D. Carrington, 30 S. Sewell, 35 K. Bell, 36 M. Haynes, 48 R. Robbins, 54 K. Bishop, 55 R. Dennison, 58 S. Curtis, 59 T. Lucas, 61 A. Townsend, 65 M. Smith, 68 B. Henkle, 63 M. Young, 84 R. Nattiel, 67 P. Kelly, 88 C. Kay, 91 W. Powers, 97 B. Klosterman. INACTIVE: 40 J. Alexander, 57 M. Ruether.

## FIELD GOALS (made ( ) & missed)

G. Anderson		(32)	(35)	(32)	D. Treadwell		(43)
VISITOR	Pittsburgh Steelers	1	2	3	4	OT	TOTAL
HOME	Denver Broncos	3	14	3	3	—	23
		0	10	7	7	—	24

Team	Qtr	Elapsed Time	SCORING PLAY	SCORE	Visitor	Home
STEELERS	1	7:47	G. Anderson 32 yd. Field Goal (13-65, 7:47)	3	0	
STEELERS	2	1:38	M. Hoge 7 yd. run (G. Anderson, kick) (5-93, 2:27)	10	0	
BRONCOS	2	8:38	M. Bratton 1 yd. run (D. Treadwell, kick) (12-75, 7:00)	10	7	
STEELERS	2	14:34	L. Lipps 9 yd. pass from B. Brister (G. Anderson, kick) (12-77, 5:56)	17	7	
BRONCOS	2	15:00	D. Treadwell 43 yd. Field Goal (3-41, 0:26)	17	10	
BRONCOS	3	1:58	V. Johnson 37 yd. pass from J. Elway (D. Treadwell, kick) (1-37, 0:07)	20	17	
STEELERS	3	7:26	G. Anderson 35 yd. Field Goal (10-62, 5:28)	20	17	
STEELERS	4	0:07	G. Anderson 32 yd. Field Goal (10-34, 5:54)	23	17	
BRONCOS	4	12:33	M. Bratton 1 yd. run (D. Treadwell, kick) (9-71, 4:39)	23	24	

## BRONCOS DEFENSIVE LEADERS

(Based on unofficial press box totals)

Player	UT	A	TT	PD	FR	FF	S-Yds	I-yds
M. Brooks	6	3	9	0	0	0	0-0	0-0
G. Kragen	6	3	9	0	0	1	0-0	0-0
S. Atwater	6	0	6	0	0	0	0-0	0-0
R. Holmes	5	0	5	0	0	0	0-0	0-0
D. Smith	4	1	5	0	0	0	0-0	0-0
K. Mecklenburg	4	0	4	0	0	0	0-0	0-0
T. Braxton	3	0	3	0	1	0	0-0	0-0
R. Dennison	2	1	3	0	0	0	0-0	0-0
W. Henderson	2	0	2	0	0	0	0-0	0-0
A. Carreker	2	0	2	0	0	0	0-0	0-0
M. Munford	1	1	2	0	0	0	0-0	0-0
R. Robbins	1	0	1	0	1	0	0-0	0-0
S. Fletcher	1	0	1	1	0	0	0-0	0-0
Team Totals	45	9	54	1	2	1	0-0	0-0

## FINAL INDIVIDUAL STATISTICS

Pittsburgh Steelers							Denver Broncos							
RUSHING	ATT	YDS	AVG	LG	TD		RUSHING	ATT	YDS	AVG	LG	TD		
M. Hoge	16	120	7.5	45	1		B. Humphrey	18	85	4.7	17	0		
T. Worley	13	50	3.8	19	0		J. Elway	7	44	6.3	32	0		
B. Brister	2	4	2.0	4	0		S. Sewell	1	6	6.0	6	0		
L. Lipps	1	1	1.0	1	0		M. Bratton	4	3	0.8	1	2		
							S. Winder	1	0	0.0	0	0		
Total	32	175	5.5	45	1		Total	31	138	4.5	32	2		
TKD/							TKD/							
PASSING	ATT	CMP	YDS	YD TD	LG	IN	PASSING	ATT	CMP	YDS	YD TD	LG	IN	
B. Brister	29	19	229	0/0	1	33	J. Elway	20	12	239	1/13	1	51	1
Total	29	19	229	0/0	1	33	Total	20	12	239	1/13	1	51	1
RECEIVING	NO	YDS	LONGEST	TD			RECEIVING	NO	YDS	LONGEST	TD			
M. Hoge	8	60	19	0			M. Jackson	5	111	5	0			
L. Lipps	3	29	11	1			V. Johnson	3	85	37	1			
D. Stone	3	18	11	0			M. Young	2	22	12	0			
M. Mularkey	2	36	25	0			R. Nattiel	1	15	15	0			
T. Worley	1	33	33	0			B. Humphrey	1	6	6	0			
M. Stock	1	30	30	0										
W. Thompson	1	23	23	0										
Total	19	229	33	1			Total	12	239	51	1			
INTERCEPTIONS	NO	YDS	LONGEST	TD			INTERCEPTIONS	NO	YDS	LONGEST	TD			
T. Everett	1	26	26	0										
Total	1	26	26	0			Total	0	0	0	0			
PUNTING	NO	YDS	AVG	TB	IN20	LG	PUNTING	NO	YDS	AVG	TB	IN20	LG	
H. Newsome	2	88	43.0	0	0	50	M. Horan	3	133	44.3	1	2	55	
							J. Elway	1	17	17.0	0	1	17	
Total	2	88	43.0	0	0	50	Total	4	150	37.5	1	3	55	
PUNT RETURNS	NO	FC	YDS	LG	TD		PUNT RETURNS	NO	FC	YDS	LG	TD		
R. Woodson	0	1	0	0	0		V. Johnson	1	1	6	6	0		
Returns	0	1	0	0	0		Returns	1	1	6	6	0		
KICKOFF RTNS	NO	FC	YDS	LG	TD		KICKOFF RTNS	NO	FC	YDS	LG	TD		
R. Woodson	2	33	19	0			K. Bell	2	62	31	0			
							D. Carrington	2	51	27	0			
							M. Bratton	1	6	6	0			
Returns	2	33	19	0			Returns	5	119	31	0			

## FINAL TEAM STATISTICS

VISITOR		HOME	
STEELERS		BRONCOS	
TOTAL FIRST DOWNS	19	19	
By Rushing	7	8	
By Passing	12	9	
By Penalty	0	2	
THIRD DOWN EFFICIENCY	9-15-60%	6-10-60%	
FOURTH DOWN EFFICIENCY	0-0-0%	0-0-0%	
TOTAL NET YARDS	404	364	
Total Offensive Plays (inc. times thrown passing)	81	52	
Average gain per offensive play	6.6	7.0	
NET YARDS RUSHING	175	138	
Total Rushing Plays	32	31	
Average gain per rushing play	5.5	4.5	
NET YARDS PASSING	229	226	
Times thrown — yards lost attempting to pass	0-0	1-13	
Gross yards passing	229	239	
PASS ATTEMPTS-COMPLETIONS-HAD INTERCEPTED	29-19-0	20-12-1	
Average gain per pass play (inc. # thrown passing)	7.9	10.8	
KICKOFFS Number-In End Zone-Touchbacks	6-1-1	4-2-2	
PUNTS Number and Average	2-43.0	4-37.5	
Had Blocked	0	0	
FGs — PATs Had Blocked	0-0	0-0	
TOTAL RETURN YARDAGE (Not including Kickoffs)	26	6	
No. and Yards Punt Returns	0-0	1-6	
No. and Yards Kickoff Returns	2-33	5-119	
No. and Yards Interception Returns	1-26	0-0	
PENALTIES Number and Yards	8-50	2-19	
FUMBLES Number and Lost	2-2	1-0	
TOUCHDOWNS	2	3	
Rushing	1	2	
Passing	1	1	
Returns	0	0	
EXTRA POINTS Made-Attempts	2-2	3-3	
FIELD GOALS Made-Attempts	3-3	1-1	
SAFETIES	0	0	
FINAL SCORE	23	24	
TIME OF POSSESSION	34:14	25:46	

# **SUPER BOWL XXII** **WASHINGTON 24, DENVER 10**

**Jan. 31, 1988 • Jack Murphy Stadium • San Diego, Calif.**

**Weather:** Mostly Cloudy, 61° • **Wind** SW 5 mph • **Attendance:** 73,302 • **Time:** 3:40

The Washington Redskins scored 35 points in the second quarter to power their way to a 42-10 victory over the Broncos in Super Bowl XXII, played at San Diego Jack Murphy Stadium.

Super Bowl MVP Doug Williams of Washington completed 18 of 29 passes for 340 yards and four touchdowns, while rusher Timmy Smith gained 204 yards on 22 carries, scoring twice, and wide receiver Ricky Sanders caught nine passes for 193 yards and two touchdowns.

Overall, the Redskins gained 602 yards of total offense to Denver's 327. The Broncos took the early lead on their first play from scrimmage, a 56-yard bomb from John Elway to Ricky Nattiel, coming with 1:57 gone in the game. Denver's next possession stalled at the Redskins' seven-yard line, as Rich Karlis put the Broncos up 10-0 with a 24-yard field goal.

In the second quarter, however, Denver's dreams of a World Championship were blown apart by the Redskins. On Washington's first play of the quarter, Williams and Sanders combined for an 80-yard TD to bring the score to 10-7. The Redskins took the lead for good on the fifth play of their next possession when Williams hit Gary Clark for 27 yards and a score.

Denver got as far as the Washington 26 on its next drive, but Karlis' 43-yards field goal attempt sailed wide left. Two plays later Timmy Smith scored on a 58-yard run to increase the Washington lead to 21-10. The Redskins' next possession ended with a 50-yard Williams-to-Sanders TD pass, and minutes later, Williams and Clint Didier combined for a seven-yard TD pass to give the Washington Redskins a 35-10 lead at halftime.

The Broncos could move only as far as the Redskins' 48-yard line in the second half, while Washington closed out the scoring late in the game on a four-yard run by Smith.

## OFFICIALS

**Referee** — Bob McElwee (95); **Umpire** — Al Conway (27); **Line Judge** — Jack Fette (39); **Side Judge** — Don Wedge (28); **Head Linesman** — Dale Hamer (104); **Back Judge** — Al Jury (106); **Field Judge** — Johnny Grier (23)

## STARTING LINEUPS

Washington Redskins				Denver Broncos			
Offense		Defense		Offense		Defense	
WR 87	G. Clark	LE 71	C. Mann	WR 80	M. Jackson	LE 61	A. Townsend
LT 66	J. Jacoby	LT 65	D. Butz	LT 70	D. Studdard	NT 71	G. Kragen
LG 63	R. McKenzie	RT 77	D. Grant	LG 54	K. Bishop	RE 75	R. Jones
C 53	J. Bostic	RE 72	D. Manley	C 62	M. Freeman	LOLB 73	S. Fletcher
RG 99	R. C. Thelmann	LLB 55	M. Kaufman	RG 79	S. Humphries	LILB 77	K. Mecklenburg
RT 78	M. May	MLB 52	N. Olekewicz	RT 76	K. Lanier	RILB 96	R. Hunley
TE 86	C. Didier	RLB 51	M. Coleman	TE 86	C. Kay	ROLB 50	J. Ryan
TE 85	D. Warren	LCB 28	D. Green	QB 7	J. Elway	LCB 36	M. Haynes
QB 17	D. Williams	RCB 23	T. Bowles	RB 23	S. Winder	RCB 45	S. Wilson
QB 38	T. Smith	SS 45	B. Wilburn	RB 33	G. Lang	SS 31	D. Smith
WR 83	R. Sanders	FS 40	A. Walton	WR 84	R. Nattiel	FS 22	T. Lilly

**DENVER SUBSTITUTIONS:** 2 M. Horan, 3 R. Karlis, 8 G. Kubiak, 24 T. Boddie, 27 K. Clark, 28 J. Castille, 30 S. Sewell, 34 T. Braxton, 35 K. Bell, 38 B. Plummer, 46 B. Mecho, 48 R. Robbins, 55 R. Dennison, 56 M. Brooks, 59 T. Lucas, 66 W. Bowyer, 72 K. Kartz, 81 S. Watson, 82 V. Johnson, 89 O. Mobley, 90 F. Gilbert, 97 B. Klosterman. **DID NOT PLAY:** 68 L. Lee.

## FIELD GOALS (made ( ) & missed)

A. Haji-Sheikh		46 hit upright		R. Karlis		(24)	43WL
		1	2	3	4	OT	TOTAL
VISITOR	Washington Redskins	0	35	0	7	—	42
HOME	Denver Broncos	10	0	0	0	—	10

Team	Qtr	Elapsed Time	SCORING PLAY	SCORE
				Visitor Home
BRONCOS	1	1:57	R. Nattiel 56 yd. pass from J. Elway (R. Karlis, kick) (1-56, 0:08)	0 7
BRONCOS	1	5:51	R. Karlis 24 yd. Field Goal (7-61, 2:05)	0 10
REDSKINS	2	0:53	R. Sanders 80 yd. pass from D. Williams (A. Haji-Sheikh, kick) (1-80, 0:10)	7 10
REDSKINS	2	4:45	G. Clark 27 yd. pass from D. Williams (A. Haji-Sheikh, kick) (5-64, 2:44)	14 10
REDSKINS	2	8:33	T. Smith 58 yd. run (A. Haji-Sheikh, kick) (2-74, 0:51)	21 10
REDSKINS	2	11:18	R. Sanders 50 yd. pass from D. Williams (A. Haji-Sheikh, kick) (3-60, 0:52)	28 10
REDSKINS	2	13:56	C. Didier 8 yd. pass from D. Williams (A. Haji-Sheikh, kick) (7-79, 1:10)	35 10
REDSKINS	4	1:51	T. Smith 4 yd. run (A. Haji-Sheikh, kick) (4-68, 2:03)	42 10

## BRONCOS DEFENSIVE LEADERS

(Based on unofficial press box totals)

Player	UT	A	TT	PD	FR	FF	S-Yds	I-yds
D. Smith	7	2	9	0	0	0	0-0	0-0
K. Mecklenburg	7	0	7	0	0	0	1-8	0-0
S. Fletcher	6	0	6	0	0	0	0-0	0-0
F. Gilbert	4	1	5	0	0	0	0-0	0-0
R. Jones	4	0	4	0	0	0	1-10	0-0
T. Lilly	4	0	4	0	0	0	0-0	0-0
S. Wilson	4	0	4	0	0	0	0-0	0-0
M. Haynes	3	0	3	0	0	0	0-0	0-0
J. Ryan	3	0	3	0	0	0	0-0	0-0
A. Townsend	3	0	3	1	0	0	0-0	0-0
G. Kragen	2	0	2	0	0	0	0-0	0-0
J. Castille	1	0	1	0	0	0	0-0	1-0
R. Dennison	1	0	1	0	0	0	0-0	0-0
R. Hunley	1	0	1	0	0	0	0-0	0-0
R. Robbins	1	0	1	1	0	0	0-0	0-0
<b>Team Totals</b>	<b>45</b>	<b>9</b>	<b>54</b>	<b>1</b>	<b>2</b>	<b>1</b>	<b>0-0</b>	<b>0-0</b>

# **FINAL INDIVIDUAL STATISTICS**

Washington Redskins											Denver Broncos																																																																																																																																																																																																																																																																																																																																																																																																																																																																																																																																																																																																																																																																																																																																																																																																																																																																																																																																																																																																																																																																																																																																																																																																																																													
RUSHING	ATT	YDS	AVG	LG	TD	RUSHING	ATT	YDS	AVG	LG	TD	RUSHING	ATT	YDS	AVG	LG	TD																																																																																																																																																																																																																																																																																																																																																																																																																																																																																																																																																																																																																																																																																																																																																																																																																																																																																																																																																																																																																																																																																																																																																																																																																																							
T. Smith	22	204	9.3	58	2	G. Lang	5	38	7.6	13	0	G. Lang	38	14	257	5/50	1	56	3																																																																																																																																																																																																																																																																																																																																																																																																																																																																																																																																																																																																																																																																																																																																																																																																																																																																																																																																																																																																																																																																																																																																																																																																																																					
K. Bryant	8	38	4.8	15	0	J. Elway	3	32	10.7	21	0	J. Elway	1	1	23	0/0	0	23	0																																																																																																																																																																																																																																																																																																																																																																																																																																																																																																																																																																																																																																																																																																																																																																																																																																																																																																																																																																																																																																																																																																																																																																																																																																					
G. Clark	1	25	25.0	25	0	S. Winder	8	30	3.8	13	0	S. Winder	8	30	3.8	13	0	S. Winder	8	30	3.8	13	0																																																																																																																																																																																																																																																																																																																																																																																																																																																																																																																																																																																																																																																																																																																																																																																																																																																																																																																																																																																																																																																																																																																																																																																																																																	
G. Rogers	5	17	3.4	5	0	S. Sewell	1	-3	-3.0	0	0	S. Sewell	1	-3	-3.0	0	0	S. Sewell	1	-3	-3.0	0	0																																																																																																																																																																																																																																																																																																																																																																																																																																																																																																																																																																																																																																																																																																																																																																																																																																																																																																																																																																																																																																																																																																																																																																																																																																	
K. Griffin	1	2	2.0	2	0																																																																																																																																																																																																																																																																																																																																																																																																																																																																																																																																																																																																																																																																																																																																																																																																																																																																																																																																																																																																																																																																																																																																																																																																																																																			



# 1987 AFC CHAMPIONSHIP GAME

DENVER 38, CLEVELAND 33

Jan. 17, 1988 • Mile High Stadium • Denver

Weather: Mostly Sunny, 44°, Wind NE 8 mph • Attendance: 75,993 • Time: 3:37

Denver's Jeremiah Castille recovered a Cleveland fumble on the Denver three-yard line with just over a minute left in the game, halting a desperate drive by the Browns and preserving a victory for Denver. With the win, Denver became the first AFC Champion since the Pittsburgh Steelers in 1978-79 to win the conference in consecutive seasons.

The Broncos were presented with the game's first scoring opportunity when Freddie Gilbert caught a deflected Bernie Kosar pass on the contest's third play. Denver took four plays to go 18 yards, scoring on an eight-yard pass from John Elway to Ricky Nattiel. The Browns' next drive reached the Bronco 45 before Kevin Mack fumbled, and it was recovered by Steve Wilson on the Denver 40. Two plays later Gene Lang took off on a 42-yard run that would stand for nine years as the longest in postseason history for Denver, taking the ball to the Cleveland 11. Six plays later, on third-and-goal from the three, Elway's throw incomplete into the end zone, but Cleveland was penalized for holding, giving the Broncos new life at the Browns' one. Steve Sewell scored on first down to give Denver a 14-0 lead with 11 minutes gone in the first quarter.

The Browns took thirteen plays to move 64-yards for their first points of the game, scoring on a 24-yard Matt Bahr field goal. Elway responded by moving the Broncos 80 yards in 11 plays, capped by a one-yard Gene Lang TD run to up Denver's lead to 21-3. Both teams missed field goals in the latter part of the first half, and the Broncos took their 18-point lead into the dressing room at halftime.

After Elway was intercepted by Felix Wright four plays into the second half, Cleveland needed just three plays to go 35 yards and score on an 18-yard pass from Bernie Kosar to Reggie Langhorne. The Broncos answered four plays into their next drive, when on third-and-10 from the Denver 20, Elway scrambled right and threw to Mark Jackson, who caught the ball at the Bronco 25, evaded two tackles and sprinted for a touchdown to complete an 80-yard scoring play and give the Broncos a 28-10 lead. Kosar and the Browns roared right back, moving 80 yards in five plays to score on a 32-yard Kosar-to-Earner Byner pass.

After a Bronco punt, Cleveland engineered another scoring drive, going 42 yards in four plays and scoring on a four-yard run by Byner to narrow the Bronco lead to 28-24. Just before the end of the third period, Rich Karlis capped off a Denver possession with a 38-yard field goal. The Browns, however, moved 86 yards in nine plays to tie the score at 31-31 on a four-yard pass from Kosar to Webster Slaughter. After an exchange of punts, Denver began a drive at their own 25 with 5:14 left in the game. A pair of 26-yard pass plays to Ricky Nattiel put Denver at the Cleveland 20, setting up a 23-yard Elway-Sammy Winder pass play for a touchdown to put the Broncos up 38-31 with just over four minutes left. Kosar and the Browns advanced to the Denver eight-yard line with 1:12 remaining, when Byner ran to the three, but had the ball stripped by Castille, who recovered for the Broncos. Denver was forced into a fourth down situation with 13 seconds left, and punter Mike Horan carried the ball out of the back of the end zone for a safety, making the score 38-33 in Denver's favor. After the ensuing free kick, Cleveland attempted one pass before time ran out.

## OFFICIALS

Referee — Jim Tunney (32); Umpire — Ben Montgomery (117); Line Judge — Ron Blum (83); Side Judge — Bill Quintin (58); Head Linearmen — Sid Semon (109); Back Judge — Roy Clymer (24); Field Judge — Dick Dolack (31)

## STARTING LINEUPS

Cleveland Browns				Denver Broncos			
Offense		Defense		Offense		Defense	
WR 85	R. Langhorne	LE 91	S. Clancy	WR 84	R. Nattiel	LE 61	A. Townsend
LT 74	P. Farren	NT 72	D. Puzoski	LT 70	D. Studdard	NT 71	G. Kragen
LG 73	G. Rakoczy	RE 78	C. Hairston	LG 54	K. Bishop	RE 75	R. Jones
C 61	M. Baab	LOLB 50	L. Sanford	C 62	M. Freeman	LOLB 73	S. Fletcher
RG 69	D. Fike	LILB 51	E. Johnson	RG 79	S. Humphries	LILB 77	K. Mecklenburg
RT 63	C. Risen	RILB 59	M. Johnson	RT 76	K. Lanier	RILB 98	R. Hunley
TE 82	O. Newsome	ROLB 57	C. Matthews	TE 88	C. Kay	ROLB 50	J. Ryan
WR 84	W. Slaughter	LCB 57	F. Minnifield	WR 80	M. Jackson	LCB 36	M. Haynes
QB 19	B. Kosar	RCB 29	H. Dixon	QB 7	J. Elway	FS 22	T. Lilly
RB 81	D. Tennell	SS 24	R. Ellis	HB 23	S. Winder	SS 49	D. Smith
FB 34	K. Mack	FS 22	F. Wright	FB 33	G. Lang	CB 45	S. Wilson

DENVER SUBSTITUTIONS: 2 M. Horan, 3 R. Karlis, 8 G. Kubiak, 24 T. Boddie, 27 K. Clark, 28 J. Castille, 30 S. Sewell, 34 T. Bratton, 35 K. Bell, 38 B. Plummer, 46 B. Micho, 55 R. Dennison, 56 M. Brooks, 59 T. Lucas, 65 W. Bowyer, 72 K. Kartz, 81 S. Watson, 86 M. Andrews, 89 O. Mobley, 90 F. Gilbert, 95 S. Bryan, 97 B. Klosterman. DID NOT PLAY: 68 L. Lee.

## FIELD GOALS (made (\_\_\_) & missed)

		M. Bahr (24) 45WR		R. Karlis		50WL (38)	
		1	2	3	4	OT	TOTAL
VISITOR	Cleveland Browns	0	3	21	9	—	33
HOME	Denver Broncos	14	7	10	7	—	38

		Team		Qtr		Elapsed Time		SCORING PLAY		SCORE	
										Visitor	
BRONCOS	1	3:38	R. Nattiel	8 yd. pass from J. Elway (R. Karlis, kick)	(4-16, 2:05)	0	7			0	7
BRONCOS	1	11:06	S. Sewell	1 yd. run (R. Karlis, kick)	(8-60, 3:47)	0	14			0	14
BROWNS	2	1:41	M. Bahr	24 y. d. Field Goal	(13-64, 5:35)	3	14			3	14
BRONCOS	2	6:59	G. Lang	1 yd. run (R. Karlis, kick)	(11-80, 5:18)	3	21			3	21
BROWNS	3	3:44	R. Langhorne	18 yd. pass from B. Kosar (M. Bahr, kick)	(3-35, 1:30)	10	21			10	21
BRONCOS	3	5:03	M. Jackson	80 yd. pass from J. Elway (R. Karlis, kick)	(3-80, 1:19)	10	28			10	28
BROWNS	3	8:10	E. Byner	32 yd. pass from B. Kosar (M. Bahr, kick)	(5-60, 3:07)	17	28			17	28
BROWNS	3	11:15	E. Byner	4 yd. run (M. Bahr, kick)	(4-42, 1:58)	24	28			24	28
BRONCOS	3	14:50	R. Karlis	38 yd. Field Goal	(9-59, 3:35)	24	31			24	31
BROWNS	4	4:12	W. Slaughter	4 yd. pass from B. Kosar (M. Bahr, kick)	(9-86, 4:22)	31	31			31	31
BRONCOS	4	10:59	S. Winder	20 yd. pass from J. Elway (R. Karlis, kick)	(5-75, 1:13)	31	38			31	38
BROWNS	4	14:52	Safety	M. Horan runs out of end zone (Minnifield)		33	38			33	38

## BRONCOS DEFENSIVE LEADERS

(Based on unofficial press box totals)

Player	UT	A	TT	PD	FR	FF	S-Yds	I-yds
T. Lilly	10	1	11	1	0	0	0-0	0-0
J. Ryan	4	4	8	0	0	0	0-0	0-0
Team Totals	49	11	60	6	2	2	2-20	1-0

## FINAL INDIVIDUAL STATISTICS

Cleveland Browns							Denver Broncos								
RUSHING	ATT	YDS	AVG	LG	TD		RUSHING	ATT	YDS	AVG	LG	TD			
E. Byner	15	67	4.5	16	1		S. Winder	20	72	3.6	10	0			
K. Mack	12	61	5.1	14	0		G. Lang	5	51	10.2	42	1			
							J. Elway	11	36	3.3	11	0			
							T. Boddie	1	6	8.0	8	0			
							S. Sewell	1	1	1.0	11	1			
							M. Horan	1	-12	-12.0	-12	0			
Total	27	128	4.7	16	1		Total	39	156	4.0	42	2			
PASSING							PASSING								
ATT	CMP	YDS	YD/TD	LG	IN		ATT	CMP	YDS	YD/TD	LG	IN			
B. Kosar	41	26	356	2/20	3	53	1	J. Elway	26	14	281	2/25	3	801	1
Total	41	26	356	2/20	3	53	1	Total	26	14	281	2/25	3	801	1
RECEIVING							RECEIVING								
NO	YDS	LONGEST	TD				NO	YDS	LONGEST	TD					
E. Byner	7	120	53	1			R. Nattiel	5	95	26	1				
W. Slaughter	4	53	24	1			M. Jackson	4	134	801	1				
B. Brennan	4	48	19	0			S. Winder	3	34	201	1				
K. Mack	4	28	9	0			S. Sewell	1	10	10	0				
O. Newsome	3	35	25	0			O. Mobley	1	8	8	0				
R. Langhorne	2	48	30	1											
C. Weathers	1	19	19	0											
D. Tennell	1	5	5	0											
Total	26	356	53	3			Total	14	281	801	3				
INTERCEPTIONS							INTERCEPTIONS								
NO	YDS	LONGEST	TD				NO	YDS	LONGEST	TD					
F. Wright	1	13	13	0			F. Gilbert	1	0	0	0				
Total	1	13	13	0			Total	1	0	0	0				
PUNTING							PUNTING								
NO	YDS	AVG	TB	IN20	LG		NO	YDS	AVG	TB	IN20	LG			
L. Johnson	2	96	48.0	0	0	59	M. Horan	2	83	41.5	0	0	44		
							J. Elway	1	18	18.0	0	0	18		
Total	2	96	48.0	0	0	59	Total	3	101	33.7	0	0	44		
PUNT RETURNS							PUNT RETURNS								
NO	FC	YDS	LG	TD			NO	FC	YDS	LG	TD				
G. McNeil	2	0	24	17	0		K. Clark	2	0	13	10	0			
Returns	2		24	17	0		Returns	2		13	10	0			
KICKOFF RTNS							KICKOFF RTNS								
NO	FC	YDS	LG	TD			NO	FC	YDS	LG	TD				
G. McNeil	5	94	28	0			K. Bell	3	43	23	0				
Returns	5		94	28	0		Returns	3		43	23	0			
Cleveland Browns FUMBLES							Denver Broncos FUMBLES								
FUM	OWN-REC	YDS	TD	FORCED	OPP-REC	YDS	TD	OUT-BDS							
K. Mack	1	0	0	0	0	0	0	0	0	0	0	0	0		
B. Brennan	1	0	0	0	0	0	0	0	0	0	0	0	0		
E. Byner	1	0	0	0	0	0	0	0	0	0	0	0	0		
Total	3	0	0	0	0	0	0	0	0	0	0	0	0		
Denver Broncos FUMBLES							Cleveland Browns FUMBLES								
FUM	OWN-REC	YDS	TD	FORCED	OPP-REC	YDS	TD	OUT-BDS							
S. Wilson	0	0	0	0	0	0	1	0	0	0	0	0	0		
J. Elway	1	1	-2	0	0	0	0	0	0	0	0	0	0		
R. Robbins	0	0	0	0	0	0	1	0	0	0	0	0	0		
K. Bell	1	0	0	0	0	0	0	0	0	0	0	1	0		
J. Castille	0	0	0	0	0	0	1	0	0	0	0	0	0		
Total	2	1	-2	0	0	0	3	0	0	0	0	0	0		

## FINAL TEAM STATISTICS

	VISITOR BROWNS	HOME BRONCOS
TOTAL FIRST DOWNS	25	24
By Rushing	8	10
By Passing	15	11
By Penalty	2	3
THIRD DOWN EFFICIENCY	8-14-57%	7-14-50%
FOURTH DOWN EFFICIENCY	1-1-100%	0-1-0%
TOTAL NET YARDS	464	412
Total Offensive Plays (inc. times thrown passing)	70	67
Average gain per offensive play	6.6	6.1
NET YARDS RUSHING	128	156
Total Rushing Plays	27	39
Average gain per rushing play	4.7	4.0
NET YARDS PASSING	336	256
Times thrown — yards lost attempting to pass	2-20	2-25
Gross yards passing	356	281
PASS ATTEMPTS-COMPLETIONS-HAD INTERCEPTED	41-26-1	26-14-1
Average gain per pass play (inc. # thrown passing)	7.8	9.1
PUNTS Number and Average	2-48.0	8-33.7
Had Blocked	0	0
FGs — PATs Had Blocked	0-0	0-0
TOTAL RETURN YARDAGE (Not including Kickoffs)	37	13
No. and Yards Punt Returns	2-24	2-13
No. and Yards Kickoff Returns	5-94	3-43
No. and Yards Interception Returns	1-13	1-0
PENALTIES Number and Yards	7-59	7-44
FUMBLES Number and Lost	3-3	2-1
TOUCHDOWNS	4	5
Rushing	1	2
Passing	3	3
EXTRA POINTS Made-Attempts	4-4	5-5
FIELD GOALS Made-Attempts	1-2	1-2
SAFETIES	0	1
FINAL SCORE	33	38
TIME OF POSSESSION	31:37	28:23

## 1987 AFC DIVISIONAL PLAYOFF GAME

DENVER 34, HOUSTON 10

Jan. 10, 1988 • Mile High Stadium • Denver

Weather: Mostly Sunny, 45°, Wind E 6 mph • Attendance: 75,968 • Time: 3:07

The Denver Broncos advanced to the AFC Championship game after beating the Oilers 34-10, the largest margin of victory ever for the Broncos in postseason play. The Broncos were led on defense by Mark Haynes and Karl Mecklenburg, who both picked up key interceptions, and on offense by quarterback John Elway (14 of 25, 259 yards, two TDs) and receivers Vance Johnson (four catches for 105 yards) and Clarence Kay (three catches for 57 yards and two TDs).

Punter Mike Horan put the Oilers in a hole after the Broncos' first drive stalled, sending a punt to the Houston five-yard line, where two plays later, a lateral pass from Warren Moon to Mike Rozier was fumbled, and Steve Wilson recovered for Denver on the one. Gene Lang scored two plays later to give the Broncos an early 7-0 lead. Houston's next drive reached the Bronco 20-yard line before Mecklenburg intercepted a pass and returned it to the Denver 28. Elway hit Kay for 29 yards on the next play to move into Houston territory, and five plays later the same connection was made for a 27-yard touchdown pass, giving the Broncos a 14-0 lead.

Both teams added field goals on their first drive of the second quarter to make the score 17-3 in Denver's favor. On the fourth Denver play after Houston's field goal, Elway threw a 55-yard bomb to Johnson to move the ball to the Oilers 11. Five plays later Elway hit Kay, again for a touchdown on a one-yard pass to up the lead to 24-3 with less than two minutes left in the half.

Denver's first possession of the second half resulted in a Rich Karlis field goal. Houston then took 10 plays to reach the Denver seven, but Mark Haynes picked off a Moon pass in the end zone and returned it 57 yards, a Bronco playoff record. Houston's next drive reached the Bronco 11 but a pass on fourth down fell incomplete. The Oilers got the ball back three plays later when Patrick Allen intercepted an Elway pass, and that led to a 19-yard TD pass from Moon to Ernest Givins, cutting Denver's lead to 27-10. The Broncos' Kevin Clark recovered the onside kick that followed, and Denver moved 52 yards in seven plays to score the final points of the game on a three-yard run by Elway.

## OFFICIALS

Referee — Jerry Markbreit (9); Umpire — Ed Fillick (57); Line Judge — Ray Dodez (74); Side Judge — Larry Nemmers (20); Head Lineman — Ed Marion (26); Back Judge — Al Jury (106); Field Judge — Ron Spiller (119)

## STARTING LINEUPS

Houston Oilers				Denver Broncos			
Offense		Defense		Offense		Defense	
WR 85 D. Hill	LE 79 R. Childress	WR 82 V. Johnson	LE 81 A. Townsend	LT 77 B. Davis	NT 99 D. Smith	LT 70 D. Studdard	NT 71 G. Kragen
LG 63 M. Michak	RE 71 R. Byrd	LG 54 K. Bishop	RE 75 R. Jones	C 52 J. Pennington	LLB 93 R. Lyles	C 62 M. Freeman	LLB 73 S. Fletcher
RG 74 B. Matthews	LLB 59 J. Grimsley	RG 79 S. Humphries	LLB 77 K. Mecklenburg	RT 70 D. Steinkuhler	RILB 54 A. Smith	RT 76 K. Lanier	RILB 98 R. Hunley
TE 87 J. Williams	RILB 91 J. Meads	TE 88 C. Kay	RILB 50 J. Ryan	WR 81 E. Givins	LCB 24 S. Brown	WR 80 M. Jackson	LCB 36 M. Haynes
QB 1 W. Moon	RCB 29 P. Allen	QB 7 J. Elway	FS 22 T. Lilly	RB 30 M. Rozier	SS 25 K. Bostic	RB 30 S. Sewell	SS 31 M. Harder
FB 32 A. Highsmith	FS 31 J. Donaldson	FB 89 O. Mobley	RCB 45 S. Wilson				

DENVER SUBSTITUTIONS: 2 M. Horan, 3 R. Karlis, 8 G. Kubiak, 23 S. Winder, 24 T. Boddie, 27 K. Clark, 28 J. Castille, 33 G. Lang, 34 T. Braxton, 35 K. Bell, 38 B. Plummer, 46 B. Micho, 55 R. Dennison, 56 M. Brooks, 59 T. Lucas, 65 W. Bowyer, 68 L. Lee, 72 K. Kartz, 81 S. Watson, 84 R. Nattiel, 86 M. Andrews, 90 F. Gilbert, 97 B. Klosterman, DID NOT PLAY: None.

## FIELD GOALS (made ( ) &amp; missed)

		R. Karlis		(43) (23)	
T. Zendejas	(46)	1	2	3	4
VISITOR	Houston Oilers	0	3	0	7
HOME	Denver Broncos	14	10	3	7

		SCORE		Visitor		Home	
Team	Qtr	Elapsed Time	SCORING PLAY	Visitor	Home	Visitor	Home
BRONCOS	1	6:19	G. Lang 1 yd. run (R. Karlis, kick) (2-1, 0:39)	0	7	0	0
BRONCOS	1	13:34	C. Kay 27 yd. pass from J. Elway (R. Karlis, kick) (6-72, 2:55)	0	14	0	0
BRONCOS	2	3:20	R. Karlis 43 yd. Field Goal (7-14, 3:09)	0	17	0	0
OILERS	2	9:03	T. Zendejas 46 yd. Field Goal (12-54, 5:43)	3	17	3	0
BRONCOS	2	13:08	C. Kay 1 yd. pass from J. Elway (R. Karlis, kick) (9-80, 4:05)	3	24	3	0
BRONCOS	3	2:29	R. Karlis 23 yd. Field Goal (5-51, 1:25)	3	27	3	0
OILERS	4	6:38	E. Givins 19 yd. pass from W. Moon (T. Zendejas, kick) (3-48, 1:14)	10	27	10	0
BRONCOS	4	10:33	J. Elway 3 yd. run (R. Karlis, kick) (7-52, 3:55)	10	34	10	0

## BRONCOS DEFENSIVE LEADERS

(Based on unofficial press box totals)

Player	UT	A	TT	PD	FR	FF	S-Yds	I-yds
R. Dennison	6	2	8	0	0	0	0-0	0-0
M. Haynes	6	0	6	2	0	0	0-0	1-57
T. Lilly	5	1	6	0	0	0	0-0	0-0
S. Wilson	5	1	6	1	1	0	0-0	0-0
R. Jones	3	2	5	0	0	0	0-0	0-0
R. Hunley	2	3	5	0	0	0	0-0	0-0
K. Mecklenburg	4	0	4	0	0	0	0-0	1-18
G. Kragen	3	0	3	0	0	0	0-0	0-0
A. Townsend	3	0	3	0	0	0	0-0	0-0
W. Bowyer	2	1	3	0	0	0	0-0	0-0
M. Brooks	2	1	3	0	0	0	0-0	0-0
K. Clark	2	0	2	0	0	0	0-0	0-0
F. Gilbert	2	0	2	0	0	0	0-0	0-0
B. Plummer	2	0	2	1	0	0	0-0	0-0
J. Ryan	0	1	1	1	0	0	0-0	0-0
S. Fletcher	0	1	1	0	0	0	0-0	0-0
J. Castille	0	0	0	1	0	0	0-0	0-0
Team Totals	47	13	60	6	1	0	0-0	2-75

## FINAL INDIVIDUAL STATISTICS

Houston Oilers						Denver Broncos								
RUSHING	ATT	YDS	AVG	LG	TD	RUSHING	ATT	YDS	AVG	LG	TD			
M. Rozier	9	25	3.1	8	0	S. Winder	13	46	3.5	8	0			
A. Pinkett	6	20	3.3	8	0	S. Sewell	5	9	1.8	5	0			
W. Moon	5	15	3.0	7	0	J. Elway	4	8	2.0	4	1			
A. Highsmith	5	13	2.6	11	0	K. Bell	2	7	3.5	5	0			
E. Givins	1	0	0.0	0	0	G. Kubiak	2	-3	-1.5	-1	0			
						G. Lang	3	-6	-2.0	11	0			
Total	26	73	2.8	11	0	Total	29	61	2.1	8	2			
TKD/						TKD/								
PASSING	ATT	CMP	YDS	YD/TD	LG	IN	PASSING	ATT	CMP	YDS	YD/TD	LG	IN	
W. Moon	43	24	264	0/0	1	24	J. Elway	25	14	259	1/4	2	55	1
Total	43	24	264	0/0	1	24	Total	25	14	259	1/4	2	55	1
RECEIVING						RECEIVING								
NO	YDS	LONGEST	TD			NO	YDS	LONGEST	TD					
E. Givins	6	84	19	1	1	V. Johnson	4	105	55	0	0			
D. Hill	5	93	24	0	0	C. Kay	3	57	29	2	2			
C. Duncan	4	32	13	0	0	S. Sewell	3	41	25	0	0			
A. Highsmith	4	20	16	0	0	G. Lang	1	25	25	0	0			
W. Drewrey	2	17	9	0	0	T. Boddie	1	15	15	0	0			
J. Williams	1	7	7	0	0	O. Mobley	1	9	9	0	0			
M. Rozier	1	6	6	0	0	R. Nattiel	1	7	7	0	0			
A. Pinkett	1	5	5	0	0									
Total	24	264	24	1	1	Total	14	259	55	2	2			
INTERCEPTIONS						INTERCEPTIONS								
NO	YDS	LONGEST	TD			NO	YDS	LONGEST	TD					
P. Allen	1	2	2	0	0	K. Mecklenburg	1	18	18	0	0			
						M. Haynes	1	57	57	0	0			
Total	1	2	2	0	0	Total	2	75	57	0	0			
PUNTING						PUNTING								
NO	YDS	AVG	TB	IN20	LG	NO	YDS	AVG	TB	IN20	LG			
J. Gossett	3	134	44.7	0	1	57	M. Horan	2	92	46.0	1	1	49	
Total	3	134	44.7	0	1	57	Total	2	92	46.0	1	1	49	
PUNT RETURNS						PUNT RETURNS								
NO	FC	YDS	LG	TD			NO	FC	YDS	LG	TD			
Returns	0	0	0	0	0	0	G. Clark	2	1	15	12	0		
							Returns	2	15	12	0			
KICKOFF RTNS						KICKOFF RTNS								
NO	FC	YDS	LG	TD			NO	FC	YDS	LG	TD			
A. Pinkett	3	62	21	0	0	0	K. Bell	1	28	28	0			
							K. Clark	1	0	0	0			
Returns	3	62	21	0	0	0	Returns	2	28	28	0			

Houston Oilers									
FUMBLES	FUM	OWN-REC	YDS	TD	FORCED	OPP-REC	YDS	TD	OUT-BDS
W. Moon	1	1	0	0	0	0	0	0	0
E. Givins	1	0	-5	0	0	0	0	0	0
Total	2	1	-5	0	0	0	0	0	0
Denver Broncos									
FUMBLES	FUM	OWN-REC	YDS	TD	FORCED	OPP-REC	YDS	TD	OUT-BDS
S. Wilson	0	0	0	0	0	1	0	0	0
Total	0	0	0	0	0	1	0	0	0

## FINAL TEAM STATISTICS

		VISITOR OILERS	HOME BRONCOS
TOTAL FIRST DOWNS		20	19
By Rushing		5	9
By Passing		14	9
By Penalty		1	1
THIRD DOWN EFFICIENCY		8-18-50%	4-9-44%
FOURTH DOWN EFFICIENCY		2-4-50%	1-1-100%
TOTAL NET YARDS		337	316
Total Offensive Plays (inc. times thrown passing)		69	55
Average gain per offensive play		4.9	5.7
NET YARDS RUSHING		73	61
Total Rushing Plays		26	29
Average gain per rushing play		2.8	2.1
NET YARDS PASSING		264	255
Times thrown — yards lost attempting to pass		0-0	1-4
Gross yards passing		264	259
PASS ATTEMPTS-COMPLETIONS-HAD INTERCEPTED		43-24-2	25-14-1
Average gain per pass play (inc. # thrown passing)		6.1	9.8
PUNTS Number and Average		3-44.7	2-46.0
Had Blocked		0	0
FGs — PATs Had Blocked		0-0	0-0
TOTAL RETURN YARDAGE (Not Including Kickoffs)		2	90
No. and Yards Punt Returns		0-0	2-15
No. and Yards Kickoff Returns		3-62	2-28
No. and Yards Interception Returns		1-2	2-75
PENALTIES Number and Yards		10-73	4-35
FUMBLES Number and Lost		2-1	0-0
TOUCHDOWNS		1	4
Rushing		0	2
Passing		1	2
Returns		0	0
EXTRA POINTS Made-Attempts		1-1	4-4
FIELD GOALS Made-Attempts		1-1	2-2
SAFETIES		0	0
FINAL SCORE		10	34
TIME OF POSSESSION		32:33	27:27

## SUPER BOWL XXI

## NEW YORK GIANTS 39, DENVER 20

Jan. 25, 1987 • Rose Bowl • Pasadena, Calif.

Weather: Sunny, 76°, Wind W 2-5 mph • Attendance: 101,063 • Time: 3:25

The New York Giants broke open a close game with 24 unanswered points to open the second half, capturing a 39-20 win over the Broncos in Super Bowl XXI. The game, played before a crowd of 101,063 in Pasadena's Rose Bowl, featured outstanding performances by the two quarterbacks, Super Bowl MVP Phil Simms of New York (22 of 25, 268 yards, 3 TDs) and Denver's John Elway (22 of 37, 304 yards, 1 TD).

The Broncos drove to the Giants' 31-yard line on their opening drive and took a 3-0 lead when Rich Karlis booted a Super Bowl record-tying 48-yard field goal. New York answered with a nine-play, 78-yard scoring drive that culminated with a six-yard touchdown pass from Simms to tight end Mark Bavaro.

With five-and-a-half minutes remaining in the first quarter, the Broncos took possession on their own 42 after a 28-yard kickoff return by Ken Bell. Elway completed passes on the first three plays of the drive as Denver reached the New York 33. Two Giant penalties left the Broncos with a first-and-10 at the 12, and on third down, Elway called his own number, scoring from four yards out on a quarterback draw to give Denver a 10-7 lead. The Giants' next drive stalled and the Broncos got the ball back at the 14-minute mark of the second quarter. On the third play of the drive, on third-and-18, Elway unleashed a 54-yard bomb to Vance Johnson, giving the Broncos a first down on the Giants 28. Seven plays later Denver had a first-and-goal at the New York one, but failed to score in three plays and Karlis was wide right on a 23-yard field goal attempt.

Denver's Orange Crush defense stifled the next Giant drive at the New York 47, and after a punt, the Broncos got the ball back on their own 15. Controversy entered the game when, on second-and-twelve, Elway threw an apparent completion for a first down to Clarence Kay. The pass was ruled incomplete, a call that was upheld after review of the television replay. On the next play, Giant defensive end George Martin sacked Elway in the end zone for a safety to pull New York within a point of Denver at 10-9. The Denver defense held again, giving Denver the ball at its own 37. Elway quickly hit Steve Watson for 31 yards and Gerald Willhite for 11 more to give the Broncos a first-and-10 at the Giants 21 with 43 seconds left in the half. Denver reached the 16-yard line, but Karlis was wide right on a 34-yard field goal attempt with 13 seconds left in the half.

New York scored on all three third-quarter drives and outgained Denver in the period 163 yards to two. With the score at 26-10, the Giants mounted a scoring drive on their first possession of the fourth quarter, and they went up 33-10 after Phil McConkey caught a deflected pass in the end zone. Simms' third TD strike of the day, Denver got the ball back at its own 16 and Elway moved the squad to the New York 10, as Karlis kicked a 27-yard field goal to make the score 33-13. The Giants took only five plays to move 46 yards for their next TD, a two-yard run by Otis Armstrong which made the score 39-13. Elway took Denver down the field again and hit Vance Johnson with a 47-yard TD pass for the game's final points.

## OFFICIALS

Referee — Jerry Markbreit (9); Umpire — Bob Boylston (101); Line Judge — Bob Beeks (59); Side Judge — Gil Mace (90); Head Linesman — Terry Gierke (72); Back Judge — Jim Poole (92); Field Judge — Pat Mallette (82)

## STARTING LINEUPS

Denver Broncos				New York Giants			
Offense		Defense		Offense		Defense	
WR 82	V. Johnson	LE 61	A. Townsend	WR 86	L. Manuel	LE 75	G. Martin
LT 70	D. Studdard	NT 71	G. Kragen	LT 60	B. Benson	NT 64	J. Burt
LG 54	K. Bishop	RE 75	R. Jones	LG 67	B. Ard	RE 70	J. Marshall
C 64	B. Bryan	LOLB 50	J. Ryan	C 65	B. Oates	LOLB 58	C. Banks
RG 63	M. Cooper	LILB 77	K. Mecklenburg	RG 61	C. Godfrey	LILB 55	G. Reasens
RT 76	K. Lanier	RILB 98	R. Hunley	RT 63	K. Nelson	RILB 53	H. Carson
TE 86	C. Kay	ROLB 57	T. Jackson	TE 89	M. Bavaro	ROLB 56	L. Taylor
WR 81	S. Watson	LCB 20	L. Wright	WR 81	S. Robinson	LCB 34	E. Patterson
QB 7	J. Elway	RCB 31	M. Harden	QB 11	P. Simms	RCB 23	P. Williams
RB 23	S. Winder	SS 49	D. Smith	RB 20	J. Morris	SS 48	K. Hill
RB 47	G. Willhite	FS 43	S. Foley	RB 44	M. Carthon	FS 27	H. Welch

DENVER SUBSTITUTIONS: 2 M. Horan, 3 R. Karlis, 8 G. Kubiak, 22 T. Lilly, 30 S. Sewell, 33 G. Lang, 35 K. Bell, 36 M. Haynes, 45 S. Wilson, 48 R. Robbins, 52 K. Woodard, 55 R. Dennison, 59 D. Comeaux, 62 M. Freeman, 69 T. Colorado, 73 S. Fletcher, 74 D. Riemsberg, 80 M. Jackson, 84 C. Sampson, 85 J. Hackett, 87 B. Micho, 89 O. Mobley, 90 F. Gilbert.

## FIELD GOALS (made ( ) &amp; missed)

		R. Karlis (48)		23WR 34WR (29)		R. Allegre (21)	
		1	2	3	4	OT	TOTAL
VISITOR	Denver Broncos	10	0	0	10	—	20
HOME	New York Giants	7	2	17	13	—	39

Team	Qtr	Elapsed Time	SCORING PLAY	SCORE	Visitor	Home
BRONCOS	1	4:09	R. Karlis 48 yd. Field Goal (8-45, 4:09)	3	0	
GIANTS	1	9:33	T. Mowatt 6 yd. pass from P. Simms (R. Allegre, kick) (9-78, 5:24)	3	7	
BRONCOS	1	12:54	J. Elway 4 yd. run (R. Karlis, kick) (6-58, 3:21)	10	7	
GIANTS	2	12:14	Safety — J. Elway sacked by G. Martin in end zone (3- (-)15, 0:47)	10	9	
GIANTS	3	4:52	M. Bavaro 13 yd. pass from P. Simms (R. Allegre, kick) (8-63, 4:52)	10	16	
GIANTS	3	11:08	R. Allegre 21 yd. Field Goal (9-32, 5:07)	10	19	
GIANTS	3	14:38	J. Morris 1 yd. run (R. Allegre, kick) (5-68, 2:14)	10	26	
GIANTS	4	4:04	P. McConkey 6 yd. pass from P. Simms (R. Allegre, kick) (6-52, 3:50)	10	33	
BRONCOS	4	8:59	R. Karlis 28 yd. Field Goal (13-73, 4:55)	13	33	
GIANTS	4	10:42	O. Anderson 2 yd. run (kick wide) (5-46, 2:43)	13	39	
BRONCOS	4	12:54	V. Johnson 47 yd. pass from J. Elway (R. Karlis, kick) (5-69, 1:12)	20	39	

## BRONCOS DEFENSIVE LEADERS

(Based on unofficial press box totals)

Player	UT	A	TT	PD	FR	FF	S-Yds	I-yds
K. Woodard	8	3	11	0	0	0	0.5-2.5	0-0
J. Ryan	6	3	9	0	0	0	0-0	0-0
R. Hunley	7	1	8	0	0	0	0-0	0-0
R. Jones	4	2	6	0	0	0	0-0	0-0
S. Foley	5	0	5	0	0	0	0-0	0-0
D. Smith	5	0	5	0	0	0	0-0	0-0
L. Wright	5	0	5	0	0	0	0-0	0-0
Team Totals	58	20	78	0	0	0	1-5	0-0

## FINAL INDIVIDUAL STATISTICS

Denver Broncos							New York Giants												
RUSHING	ATT	YDS	AVG	LG	TD		RUSHING	ATT	YDS	AVG	LG	TD							
J. Elway	6	27	4.5	10	1		J. Morris	20	67	3.3	11	1							
G. Willhite	4	19	4.8	11	0		P. Simms	3	25	8.3	22	0							
S. Sewell	3	4	1.3	12	0		L. Rouson	3	22	7.3	18	0							
G. Lang	2	2	1.0	4	0		T. Galbreath	4	17	4.3	7	0							
S. Winder	4	0	0.0	3	0		M. Carthon	3	4	1.3	2	0							
							O. Anderson	2	1	0.5	2	0							
							J. Rutledge	3	0	0.0	2	0							
Total	19	52	2.7	12	1		Total	38	136	3.6	22	2							
TKD/							TKD/												
PASSING	ATT	CMP	YDS	YD TD	LG	IN	PASSING	ATT	CMP	YDS	YD TD	LG	IN						
J. Elway	37	22	304	3/26	1	54	1	P. Simms	25	22	268	1/5 44	3	0					
G. Kubiak	4	4	48	1/6	0	23	0												
Total	41	26	352	4/32	1	54	1	Total	25	22	268	1/5 44	3	0					
RECEIVING							RECEIVING												
	NO	YDS	LONGEST	TD				NO	YDS	LONGEST	TD								
V. Johnson	5	121	54	1			M. Bavaro	4	51	17	1								
G. Willhite	5	39	11	0			J. Morris	4	20	12	0								
S. Winder	4	34	14	0			M. Carthon	4	13	7	0								
M. Jackson	3	51	24	0			S. Robinson	3	62	36	0								
S. Watson	2	54	31	0			L. Manuel	3	43	17	0								
C. Sampson	2	20	11	0			P. McConkey	2	50	44	1								
O. Mobley	2	17	11	0			L. Rouson	1	23	23	0								
S. Sewell	2	12	7	0			Z. Mowatt	1	6	6	1								
G. Lang	1	4	4	0															
Total	26	352	54	1			Total	22	268	44	3								
INTERCEPTIONS							INTERCEPTIONS												
	NO	YDS	LONGEST	TD				NO	YDS	LONGEST	TD								
Total	0	0	0	0			Total	1	-7	-7	0								
PUNTING							PUNTING												
	NO	YDS	AVG	TB	IN20	LG		NO	YDS	AVG	TB	IN20	LG						
M. Horan	2	82	41.0	0	0	42		S. Landeta	3	138	46.0	1	1	59					
Total	2	82	41.0	0	0	42		Total	3	138	46.0	1	1	59					
PUNT RETURNS							PUNT RETURNS												
	NO	FC	YDS	LG	TD			NO	FC	YDS	LG	TD							
G. Willhite	1	1	9	9	0			P. McConkey	1	1	25	25	0						
Returns	1		9	9	0			Returns	1	25	25	0							
KICKOFF RTNS							KICKOFF RTNS												
	NO	FC	YDS	LG	TD			NO	FC	YDS	LG	TD							
K. Bell	3		48	28	0			L. Rouson	3		56	22	0						
G. Lang	2		36	23	0			T. Flynn	1		-3	0	0						
Returns	5		84	28	0			Returns	4		53	22	0						
Denver Broncos FUMBLES							New York Giants FUMBLES												
	FUM	OWN-REC	YDS	TD	FORCED	OPP-REC	YDS	TD	OUT-BDS		FUM	OWN-REC	YDS	TD	FORCED	OPP-REC	YDS	TD	OUT-BDS
J. Elway	1	1	0	0	0	0	0	0	0	0	0	0	0	0	0	0	0	0	0
K. Bell	1	0	0	0	0	0	0	0	0	0	0	0	0	0	0	0	0	0	0
J. Hackett	0	1	0	0	0	0	0	0	0	0	0	0	0	0	0	0	0	0	0
Total	0	0	0	0	0	0	2	0	0	0	0	0	0	0	0	0	0	0	0
New York Giants FUMBLES							Denver Broncos FUMBLES												
	FUM	OWN-REC	YDS	TD	FORCED	OPP-REC	YDS	TD	OUT-BDS		FUM	OWN-REC	YDS	TD	FORCED	OPP-REC	YDS	TD	OUT-BDS
L. Marshall	0	0	0	0	0	1	0	0	0	0	0	0	0	0	0	0	0	0	0
P. Johnson	0	0	0	0	0	1	0	0	0	0	0	0	0	0	0	0	0	0	0
Total	0	2	2	0	0	0	0	0	0	0	0	0	0	0	0	0	0	0	0

## FINAL TEAM STATISTICS

	VISITOR BRONCOS	HOME GIANTS
TOTAL FIRST DOWNS	23	24
By Rushing	5	10
By Passing	16	13
By Penalty	2	1
THIRD DOWN EFFICIENCY	7-14-50%	6-12-50%
FOURTH DOWN EFFICIENCY	0-0-0%	1-2-50%
TOTAL NET YARDS	372	399
Total Offensive Plays (inc. times thrown passing)	64	64
Average gain per offensive play	5.8	6.2
NET YARDS RUSHING	52	136
Total Rushing Plays	19	38
Average gain per rushing play	2.7	3.6
NET YARDS PASSING	320	263
Times thrown — yards lost attempting to pass	4-32	1-5
Gross yards passing	352	268
PASS ATTEMPTS-COMPLETIONS-HAD INTERCEPTED	41-26-1	25-22-0
Average gain per pass play (inc. # thrown passing)	7.1	10.1
PUNTS Number and Average	2-41	3-46
Had Blocked	0	0
FGs — PATs Had Blocked	0-0	0-0
TOTAL RETURN YARDAGE (Not including Kickoffs)	9	18
No. and Yards Punt Returns	1-9	1-25
No. and Yards Kickoff Returns	5-84	4-53
No. and Yards Interception Returns	0-0	1-(-7)
PENALTIES Number and Yards	4-28	6-48
FUMBLES Number and Lost	2-0	0-0
TOUCHDOWNS	2	5
Rushing	1	2
Passing	1	3
Returns	0	0
EXTRA POINTS Made-Attempts	2-2	4-5
FIELD GOALS Made-Attempts	2-4	1-1
SAFETIES	1	0
FINAL SCORE	20	39
TIME OF POSSESSION	25:21	34:39



# 1986 AFC CHAMPIONSHIP GAME

DENVER 23, CLEVELAND 20

Jan. 11, 1987 • Cleveland Stadium • Cleveland, Ohio

Weather: Solid Overcast, 30°, Wind NW 14 mph (-5°) • Attendance: 79,915 • Time: 3:50

Rich Karlis kicked a 33-yard field goal 5:48 into overtime to give the Broncos a 23-20 victory over the Browns. The game was played before a crowd of 79,915 people, who braved a wind-chill of five degrees. Cleveland took an early 7-0 lead when Bernie Kosar threw a six-yard TD pass to Herman Fontenot with 5:19 left in the first quarter to cap a 14-play, 86-yard drive. The Broncos stopped the next two Cleveland drives with interceptions, the first Ricky Hunley and the second by Jim Ryan, who returned the ball 26 yards to the Cleveland nine. Four plays later Karlis nailed a 19-yard field goal to make the score 7-3. Denver got another break on Cleveland's next play when Kevin Mack fumbled and Ken Woodard recovered the ball on the Browns' 37. On first down John Elway rambled 34 yards, and two more rushes got Denver to the one-yard line. On fourth-and-goal Gerald Willhite plunged into the end zone to give the Broncos a 10-7 lead.

Cleveland kicker Mark Moseley tied the score at 10 with a 29-yard field goal with 20 seconds left in the first half. Both teams saw their first two possessions of the second half end in punts before Denver scored on a 26-yard Karlis field goal 12 minutes into the third quarter, capping an 11-play, 61-yard drive. The Browns responded as Mack rushed for 34 yards in a 10-play, 76-yard drive that culminated with a 24-yard Moseley field goal, knotting the score at 13-13. The Broncos' next two possessions ended in punts, and Cleveland followed the second with a 48-yard touchdown strike from Kosar to Brian Brennan on a third-and-six play to put Cleveland ahead 20-13 with 5:43 left in regulation.

The ensuing kickoff rolled to the Denver two-yard line where Gene Lang fell on it. Pro Bowl-bound Elway then engineered the longest and most important drive of his four-year career. On the fifth play of the drive (2nd-and-7 from the Broncos' 15), Elway rushed for 11 yards and a first down. He then hit Steve Sewell for a 22-yard gain, followed by a 12-yard strike to Steve Watson to give Denver a first down on the Cleveland 40. After an incompletion and an eight-yard sack, Elway threw a 20-yard pass to Mark Jackson, moving the team to the Cleveland 28. Another incompletion was followed by a 14-yard Elway-to-Sewell pass, giving the Broncos a first down on the Brown's 14 with 57 seconds left. After an incompletion Elway ran nine yards to the Cleveland five-yard line. On the next play, he hit Jackson for a TD, and Karlis' extra point tied the score at 20 with 39 seconds left. Cleveland was unable to move the ball as time ran out in the fourth quarter.

The Browns won the overtime coin toss and elected to receive. Three plays into the drive, (on third-and-two from the Cleveland 38), the Orange Crush rose up to snuff Herman Fontenot for no gain. Cleveland punted and Willhite returned it to the Bronco 25, where the Denver juggernaut revved it up again. On second-and-five, Elway hit Orson Mobley for a 22-yard gain, and three plays later Elway threw a 28-yard pass to Watson. With a first down on Cleveland's 22-yard line, the Broncos rushed three times to get to the 15, and on fourth down, Karlis hit the 33-yard game-winner. Elway accounted for 300 total yards in the game, rushing for 56 and completing 22 of 38 passes for 244 yards. The Broncos kept alive a 1986 record of 13-0 when they scored 20 or more points. Denver also notched its 11th win on natural turf, losing only to San Diego at home on grass.

## OFFICIALS

Referee — Chuck Heberling (48); Umpire — Gordon Wells (89); Line Judge — Bill Reynolds (53); Side Judge — Gary Lane (120); Head Linesman — Ed Marlon (26); Back Judge — Ben Tompkins (52); Field Judge — Johnny Grier (23)

## STARTING LINEUPS

Denver Broncos				Cleveland Browns			
Offense		Defense		Offense		Defense	
WR 82	V. Johnson	LE 75	R. Jones	WR 88	R. Langhorne	LE 98	R. Camp
LT 70	D. Studdard	NT 71	G. Kragen	LT 77	R. Bolden	NT 79	B. Golic
LG 54	K. Bishop	RE 61	A. Townsend	LG 74	P. Fameri	RE 78	C. Hairston
C 64	B. Bryan	LOLB 50	J. Ryan	C 61	M. Baab	LOLB 56	C. Banks
RG 63	M. Cooper	LILB 77	K. Mecklenburg	RG 69	D. Fike	LILB 51	E. Johnson
RT 76	K. Lanier	RILB 98	R. Hunley	RT 63	C. Riesen	RILB 53	A. Griggs
TE 85	J. Hackett	ROLB 57	T. Jackson	TE 82	O. Newsome	ROLB 57	C. Matthews
WR 81	S. Watson	LCB 20	L. Wright	WR 84	W. Slaughter	LCB 31	F. Minnifield
QB 7	J. Elway	RCB 31	M. Harden	QB 19	B. Kosar	RCB 29	H. Dixon
RB 23	S. Winder	SS 48	D. Smith	RB 44	E. Byner	SS 24	R. Ellis
TE 89	O. Mobley	FS 43	S. Foley	FB 34	K. Mack	FS 37	C. Rockins

DENVER SUBSTITUTIONS: 2 M. Horan, 3 R. Karlis, 8 G. Kubiak, 22 T. Lilly, 30 S. Sewell, 33 G. Lang, 35 K. Bell, 45 S. Wilson, 47 G. Willhite, 48 R. Robbins, 52 K. Woodard, 55 R. Dennison, 59 D. Comeaux, 62 M. Freeman, 69 T. Colorado, 73 S. Fletcher, 74 D. Remsburg, 80 M. Jackson, 84 C. Sampson, 87 B. Micho, 88 C. Kay, 90 F. Gilbert. DID NOT PLAY: 38 M. Haynes.

## FIELD GOALS (made ( ) & missed)

		R. Karlis		M. Moseley			
		(19)	(26)	(33)	(29)	(24)	
VISITOR	Denver Broncos	1	2	3	4	OT	TOTAL
HOME	New York Giants	0	10	3	7	3	23
		7	3	0	10	0	20

Team		Qtr		Elapsed Time		SCORING PLAY		SCORE	
								Visitor	
BROWNS	1	9:41				H. Fontenot 6 yd. pass from B. Kosar (M. Moseley, kick) (14-86, 7:18)	0	7	
BRONCOS	2	2:53				R. Karlis 19 yd. Field Goal (4-6, 0:54)	3	7	
BRONCOS	2	4:24				G. Willhite 1 yd. run (R. Karlis, kick) (5-37, 1:05)	10	7	
BROWNS	2	14:40				M. Moseley 29 yd. Field Goal (9-53, 4:01)	10	10	
BRONCOS	3	12:10				R. Karlis 26 yd. Field Goal (11-61, 4:28)	13	10	
BROWNS	4	2:22				M. Moseley 24 yd. Field Goal (10-76, 5:01)	13	13	
BROWNS	4	9:17				B. Brennan 48 yd. pass from B. Kosar (M. Moseley, kick) (3-52, 0:57)	13	20	
BRONCOS	4	14:23				M. Jackson 5 yd. pass from J. Elway (R. Karlis, kick) (15-98, 4:55)	20	20	
BRONCOS OT	5:48					R. Karlis 33 yd. Field Goal (9-60, 5:07)	23	20	

## BRONCOS DEFENSIVE LEADERS

(Based on unofficial press box totals)

Player	UT	A	TT	PD	FR	FF	S-Yds	I-yds
L. Wright	6	1	7	2	0	0	0-0	0-0
K. Mecklenburg	5	2	7	0	0	0	0-0	0-0
R. Jones	5	2	7	0	0	0	1-3	0-0
J. Ryan	4	2	6	0	0	0	0-0	0-0
T. Jackson	2	4	6	0	0	0	0-0	0-0
Team Totals	54	20	74	12	1	1	1-3	2-40

## FINAL INDIVIDUAL STATISTICS

Denver Broncos							Cleveland Browns						
RUSHING	ATT	YDS	AVG	LG	TD		RUSHING	ATT	YDS	AVG	LG	TD	
S. Winder	26	83	3.2	9	0		K. Mack	26	94	3.6	15	0	
J. Elway	4	56	14.0	34	0		B. Kosar	4	3	0.8	3	0	
G. Lang	3	9	3.0	4	0		H. Fontenot	3	3	1.0	4	0	
S. Sewell	1	1	1.0	1	0								
G. Willhite	3	0	0.0	2	1								
Total	37	149	4.0	34	1		Total	33	100	3.0	15	0	

PASSING							PASSING								
ATT	CMP	YDS	YD/T	LG	IN		ATT	CMP	YDS	YD/T	LG	IN			
J. Elway	38	22	244	2/19	1	28	1	B. Kosar	32	18	259	1/3	2	48	2
Total	38	22	244	2/19	1	28	1	Total	32	18	259	1/3	2	48	2
RECEIVING							RECEIVING								
NO	YDS	LONGEST	TD				NO	YDS	LONGEST	TD					
S. Watson	3	55	28	0			H. Fontenot	7	66	24	1				
S. Sewell	3	47	22	0			B. Brennan	4	72	48	1				
O. Mobley	3	36	22	0			R. Langhorne	2	35	22	0				
V. Johnson	3	25	14	0			K. Mack	2	20	12	0				
M. Jackson	2	25	20	1			C. Weathers	1	42	42	0				
C. Kay	2	23	15	0			W. Slaughter	1	20	20	0				
G. Willhite	2	20	16	0			E. Byner	1	4	4	0				
S. Winder	2	2	5	0											
C. Sampson	1	10	10	0											
G. Lang	1	1	1	0											
Total	22	244	28	1			Total	18	259	48	2				

INTERCEPTIONS							INTERCEPTIONS						
NO	YDS	LONGEST	TD				NO	YDS	LONGEST	TD			
J. Ryan	1	26	26	0			M. Harper	1	0	0	0		
R. Hunley	1	14	14	0									
Total	2	40	26	0			Total	1	0	0	0		

PUNTING							PUNTING						
NO	YDS	AVG	TB	IN20	LG		NO	YDS	AVG	TB	IN20	LG	
M. Horan	6	244	40.7	0	1	48	J. Gossett	6	259	43.2	1	2	58
J. Elway	1	19	19.0	0	1	19							
Total	7	263	37.6	0	2	48	Total	6	259	43.2	1	2	58

PUNT RETURNS							PUNT RETURNS						
NO	FC	YDS	LG	TD			NO	FC	YDS	LG	TD		
G. Willhite	3	1	10	4	0		G. McNeil	3	1	37	18	0	
Returns	3	1	10	4	0		Returns	3	1	37	18	0	
KICKOFF RTNS							KICKOFF RTNS						
NO	FC	YDS	LG	TD			NO	FC	YDS	LG	TD		
G. Lang	2	14	14	0			H. Fontenot	2	25	14	0		
K. Bell	2	10	10	0			G. McNeil	4	80	30	0		
M. Freeman	1	9	9	0									
Returns	5	33	14	0			Returns	6	105	30	0		

Denver Broncos							Cleveland Browns						
FUMBLE	OWN-REC	YDS	TD	FORCED	OPP-REC	YDS	TD	OUT-BDS					
K. Woodard	0	0	0	0	0	0	0	0	0	0	0	0	0
K. Bell	1	1	0	0	0	0	0	0	0	0	0	0	0
Total	1	1	0	0	0	0	1	0	0	0	0	0	0

Denver Broncos							Cleveland Browns						
FUMBLE	OWN-REC	YDS	TD	FORCED	OPP-REC	YDS	TD	OUT-BDS					
K. Mack	2	0	0	0	0	0	0	0	0	0	0	0	0
T. Tucker	0	1	0	0	0	0	0	0	0	0	0	0	0
G. McNeil	1	0	0	0	0	0	0	0	0	0	0	0	0
C. Rockins	0	1	0	0	0	0	0	0	0	0	0	0	0
Total	3	2	0	0	0	0	0	0	0	0	0	0	0

## FINAL TEAM STATISTICS

	VISITOR BRONCOS	HOME BROWNS
TOTAL FIRST DOWNS	22	17
By Rushing	6	4
By Passing	13	12
By Penalty	3	1
THIRD DOWN EFFICIENCY	5-18-28%	5-13-39%
FOURTH DOWN EFFICIENCY	1-1-100%	0-0-0%
TOTAL NET YARDS	374	356
Total Offensive Plays (inc. times thrown passing)	77	66
Average gain per offensive play	4.9	5.4
NET YARDS RUSHING	149	100
Total Rushing Plays	37	33
Average gain per rushing play	4.0	3.0
NET YARDS PASSING	225	256
Times thrown — yards lost attempting to pass	2-19	1-3
Gross yards passing	244	259
PASS ATTEMPTS-COMPLETIONS-HAD INTERCEPTED	38-22-1	32-18-2
Average gain per pass play (inc. # thrown passing)	5.6	7.8
PUNTS Number and Average	7-38	6-43
Had Blocked	0	0
FGs — PATs Had Blocked	0-0	0-0
TOTAL RETURN YARDAGE (Not Including Kickoffs)	50	37
No. and Yards Punt Returns	3-10	3-37
No. and Yards Kickoff Returns	5-33	6-105
No. and Yards Interception Returns	2-40	1-0
PENALTIES Number and Yards	6-39	9-76
FUMBLES Number and Lost	2-0	3-1
TOUCHDOWNS	2	2
Rushing	1	0
Passing	1	2
Returns	0	0
EXTRA POINTS Made-Attempts	2-2	2-2
FIELD GOALS Made-Attempts	3-3	2-2
SAFETIES	0	0
FINAL SCORE	23	20
TIME OF POSSESSION	34:05	31:43

# 1986 AFC Divisional Playoff Game

DENVER 22, NEW ENGLAND 17

Jan. 4, 1987 • Mile High Stadium • Denver

Weather: Sunny, 65°, Wind S 9 mph • Attendance: 76,105 • Time: 3:09

Rulon Jones sacked Tony Eason in the end zone for a safety with 1:37 left on the clock to put Denver up 22-17 and halt the Patriots' final comeback drive. The playoff victory was the first since Jan. 1, 1978 for the Broncos, when they defeated Oakland for the AFC Championship.

The two teams traded punts for the first nine minutes of the game before Denver posed the initial scoring threat. Starting at their own 20, the Broncos took four plays to reach the New England 7, behind John Elway completions of 39 and 21 yards. On second-and-goal from the four, Elway rolled around the left side and was hit just short of the goal line. He was penalized (delay of game) for spiking the ball after the play, and that sent Denver back to the six. Two plays later, Rich Karlis nailed a 27-yard field goal to give Denver a 3-0 lead.

New England mounted a seven-play 87-yard drive later in the quarter, with Eason hitting Stanley Morgan for a 19-yard TD. The Broncos roared right back with a 13-play, 82-yard drive that was punctuated by a 22-yard TD run by Elway, giving Denver a 10-7 lead midway through the second quarter. The Patriots tied the score on the last play of the half with a 38-yard Tony Franklin field goal.

Denver received the kickoff to open the second half and proceeded to chew up over nine minutes off of the clock. The Broncos ran the ball 11 times on the drive, which stalled on the Patriot five. Karlis' 22-yard field goal put Denver up 13-10.

Five plays into the next New England drive, the Patriots took a page out of Dan Reeve's bag of tricks, scoring on a flea-flicker that ended with a 45-yard TD pass from Eason to Morgan to give New England its first lead of the game at 17-13. Denver jumped right back on top, traveling 86 yards in six plays to score on a 48-yard Elway-to-Vance Johnson pass on the last play of the third quarter.

The two teams both punted three times in the fourth quarter, and the last one, a Mike Horan punt of 54 yards, backed New England to its own 10. On first down, Eason dropped back to pass but was sacked for a safety by Rulon Jones. Denver recovered the onside free kick and held on to the ball to preserve the win.

## OFFICIALS

Referee — Jerry Seeman (70); Umpire — Rex Stuart (103); Line Judge — Ray Dodez (74); Side Judge — Bob Rice (80); Head Linesman — Ben Toler (37); Back Judge — Jim Poole (92); Field Judge — Ron Spiller (119)

## STARTING LINEUPS

New England Patriots				Denver Broncos			
Offense		Defense		Offense		Defense	
WR 86 S. Morgan	LE 96 B. Williams	WR 82 V. Johnson	LE 75 R. Jones	WR 82 V. Johnson	LE 75 R. Jones	WR 82 V. Johnson	LE 75 R. Jones
LT 76 B. Holloway	NT 90 T. Williams	LT 70 D. Studdard	NT 71 G. Kragen	LT 70 D. Studdard	NT 71 G. Kragen	LT 70 D. Studdard	NT 71 G. Kragen
LG 66 P. Fairchild	RE 60 G. Veris	LG 54 K. Bishop	RE 61 A. Townsend	LG 54 K. Bishop	RE 61 A. Townsend	LG 54 K. Bishop	RE 61 A. Townsend
C 58 P. Brock	LOLB 56 A. Tippett	C 64 B. Bryan	LOLB 56 J. Ryan	C 64 B. Bryan	LOLB 56 J. Ryan	C 64 B. Bryan	LOLB 56 J. Ryan
RG 61 R. Wooten	ILB 52 J. Rember	RG 60 P. Howard	ILB 77 K. Mecklenburg	RG 60 P. Howard	ILB 77 K. Mecklenburg	RG 60 P. Howard	ILB 77 K. Mecklenburg
RT 68 D. Haley	RLB 50 L. McCraw	TE 76 K. Lantry	RLB 98 R. Hunley	TE 76 K. Lantry	RLB 98 R. Hunley	TE 76 K. Lantry	RLB 98 R. Hunley
TE 48 G. Baly	ROLB 55 D. Blackmon	TE 85 J. Hackett	ROLB 57 T. Jackson	TE 85 J. Hackett	ROLB 57 T. Jackson	TE 85 J. Hackett	ROLB 57 T. Jackson
WR 80 I. Fryar	LCB 43 E. Gibson	WR 81 S. Watson	LCB 20 L. Wright	WR 81 S. Watson	LCB 20 L. Wright	WR 81 S. Watson	LCB 20 L. Wright
QB 11 T. Eason	FS 31 F. Marion	QB 7 J. Elway	FS 43 S. Foley	QB 7 J. Elway	FS 43 S. Foley	QB 7 J. Elway	FS 43 S. Foley
FB 30 M. Tatupu	SS 38 R. James	RB 23 S. Winder	SS 48 R. Robbins	RB 23 S. Winder	SS 48 R. Robbins	RB 23 S. Winder	SS 48 R. Robbins
HB 33 T. Collins	RCB 26 R. Clayborn	TE 89 O. Mobley	RCB 31 M. Hardin	TE 89 O. Mobley	RCB 31 M. Hardin	TE 89 O. Mobley	RCB 31 M. Hardin

**DENVER SUBSTITUTIONS:** 2 M. Horan, 3 R. Karlis, 8 G. Kubicki, 22 T. Lilly, 30 S. Sewell, 33 G. Lang, 35 K. Bell, 36 M. Haynes, 45 S. Wilson, 47 G. Willhite, 52 K. Woodard, 55 R. Dennison, 59 D. Comeaux, 62 M. Freeman, 63 M. Cooper, 69 T. Colorado, 73 S. Fletcher, 74 D. Remsburg, 80 M. Jackson, 84 C. Sampson, 87 B. Micho, 90 F. Gilbert. **DID NOT PLAY:** 49 D. Smith.

## FIELD GOALS (made ( ) & missed)

		R. Karlis				
		1	2	3	4	OT
VISITOR	New England Patriots	0	10	7	0	17
HOME	Denver Broncos	3	7	10	2	22

Team	Qtr	Elapsed Time	SCORING PLAY	SCORE
				Visitor Home
BRONCOS	1	12:12	R. Karlis 27 yd. Field Goal (8-71, 3:07)	0 3
PATRIOTS	2	0:56	S. Morgan 19 yd. pass from T. Eason (T. Franklin, kick) (7-87, 2:24)	7 3
BRONCOS	2	7:18	J. Elway 22 yd. run (R. Karlis, kick) (13-82, 6:22)	10 10
PATRIOTS	2	14:58	T. Franklin 38 yd. Field Goal (6-8, 0:56)	10 10
BRONCOS	3	9:10	R. Karlis 22 yd. Field Goal (15-80, 9:10)	10 13
PATRIOTS	3	12:10	S. Morgan 45 yd. pass from T. Eason (T. Franklin, kick) (5-78, 3:00)	17 13
BRONCOS	3	15:00	V. Johnson 48 yd. pass from J. Elway (R. Karlis, kick) (6-86, 2:50)	17 20
BRONCOS	4	13:23	Safety — T. Eason tackles in end zone by R. Jones	17 22

## BRONCOS DEFENSIVE LEADERS

(Based on unofficial press box totals)

Player	UT	A	TT	PD	FR	FF	S-Yds	I-Yds
J. Ryan	9	1	10	0	0	0	1-8	0-0
S. Foley	3	2	5	0	0	0	0-0	0-0
R. Hunley	3	2	5	1	0	0	0-0	0-0
F. Gilbert	4	0	4	0	0	0	1-8	0-0
M. Hardin	4	0	4	0	0	0	0-0	0-0
R. Jones	3	1	4	0	0	0	2-19	0-0
K. Mecklenburg	3	1	4	0	0	0	1-5	0-0
T. Jackson	2	2	4	0	0	0	0-0	0-0
R. Robbins	3	0	3	0	0	0	0-0	0-0
T. Lilly	2	0	2	0	0	0	0-0	0-0
A. Townsend	2	0	2	0	0	0	0-0	0-0
S. Wilson	2	0	2	3	0	0	0-0	0-0
G. Kragen	1	1	2	0	0	0	0-0	0-0
K. Woodard	0	2	2	0	0	0	0-0	0-0
L. Wright	1	0	1	0	0	0	0-0	0-0
R. Dennison	1	0	1	0	0	0	0-0	0-0
M. Haynes	0	1	1	0	0	0	0-0	0-0
D. Comeaux	0	1	1	0	0	0	0-0	0-0
S. Fletcher	0	1	1	0	0	0	0-0	0-0
Team Totals	46	15	61	4	0	0	5-40	0-0

## FINAL INDIVIDUAL STATISTICS

New England Patriots								Denver Broncos							
RUSHING	ATT	YDS	AVG	LG	TD			RUSHING	ATT	YDS	AVG	LG	TD		
T. Collins	5	46	9.2	23	0			S. Winder	19	102	5.4	16	0		
C. James	10	31	3.1	17	0			G. Lang	11	44	4.0	14	0		
T. Eason	2	23	11.5	13	0			J. Elway	5	18	3.6	22	1		
R. Dupard	5	18	3.6	8	0			K. Bell	2	12	6.0	8	0		
G. Hawthorne	1	5	5.0	5	0			S. Sewell	2	6	4.0	8	0		
J. Fryar	1	-2	-2.0	-2	0			G. Willhite	3	4	1.3	3	0		
Total	24	121	5.0	23	0			Total	42	188	4.5	22	1		
TKD/								TKD/							
PASSING	ATT	CMP	YDS	YD/TD	LG	IN		PASSING	ATT	CMP	YDS	YD/TD	LG	IN	
T. Eason	24	13	194	6/44	2	45	0	J. Elway	32	13	257	1/4	1	49	2
Total	24	13	194	6/44	2	45	0	Total	32	13	257	1/4	1	49	2
RECEIVING								RECEIVING							
NO	YDS	LONGEST	TD					NO	YDS	LONGEST	TD				
T. Collins	4	46	20	0				V. Johnson	4	89	48	1			
S. Morgan	3	100	45	2				S. Sewell	3	41	39	0			
G. Baly	3	31	13	0				O. Mobley	2	69	49	0			
I. Fryar	2	11	7	0				S. Watson	1	21	21	0			
G. Hawthorne	1	6	6	0				B. Micho	1	20	20	0			
Total	13	194	45	2				S. Winder	1	16	16	0			
								G. Lang	1	1	1	0			
Total	13	194	45	2				Total	13	257	49	1			
INTERCEPTIONS								INTERCEPTIONS							
NO	YDS	LONGEST	TD					NO	YDS	LONGEST	TD				
R. McSwain	1	2	2	0											
J. Rember	1	0	0	0											
Total	2	2	2	0				Total	0	0	0	0			
PUNTING								PUNTING							
NO	YDS	AVG	TB	IN20	LG			NO	YDS	AVG	TB	IN20	LG		
R. Camanillo	9	452	50.2	2	0	60		M. Horan	5	245	49.0	1	3	54	
Total	9	452	50.2	2	0	60		J. Elway	1	31	31.0	1	1	31	
								Total	6	276	46.0	2	4	54	
PUNT RETURNS								PUNT RETURNS							
NO	FC	YDS	LG	TD				NO	FC	YDS	LG	TD			
I. Fryar	2	0	13	9	0			G. Willhite	1	1	9	9	0		
Returns	2	0	13	9	0			V. Johnson	3	0	26	13	0		
								Returns	4	1	35	13	0		
KICKOFF RTNS								KICKOFF RTNS							
NO	FC	YDS	LG	TD				NO	FC	YDS	LG	TD			
S. Starring	2		31	21	0			G. Lang	1		21	21	0		
Returns	2		31	21	0			K. Bell	3		63	35	0		
								Returns	4		84	35	0		

New England Patriots								Denver Broncos							
FUMBLES	FUM	OWN-REC	YDS	TD	FORCED	OPP-REC	YDS	TD	OUT-BDS						
T. Eason	1	0	0	0	0	0	0	0	0						
P. Brock	0	1	0	0	0	0	0	0	0						
Total	1	1	0	0	0	0	0	0	0						
Denver Broncos								Denver Broncos							
FUMBLES	FUM	OWN-REC	YDS	TD	FORCED	OPP-REC	YDS	TD	OUT-BDS						
Total	0	0	0	0	0	0	0	0	0						

## FINAL TEAM STATISTICS

	VISITOR PATRIOTS	HOME BRONCOS
TOTAL FIRST DOWNS	12	23
By Rushing	6	12
By Passing	13	9
By Penalty	0	2
THIRD DOWN EFFICIENCY	2-12-17%	5-15-33%
FOURTH DOWN EFFICIENCY	0-0-0%	0-0-0%
TOTAL NET YARDS	271	441
Total Offensive Plays (inc. times thrown passing)	54	75
Average gain per offensive play	5.0	5.9
NET YARDS RUSHING	121	188
Total Rushing Plays	24	42
Average gain per rushing play	5.0	4.5
NET YARDS PASSING	150	253
Times thrown — yards lost attempting to pass	6-44	1-4
Gross yards passing	194	257
PASS ATTEMPTS-COMPLETIONS-HAD INTERCEPTED	24-13-2	32-13-2
Average gain per pass play (inc. # thrown passing)	5.0	7.7
PUNTS Number and Average	9-50	6-46
Had Blocked	0	0
FGs — PATs Had Blocked	0-0	0-0
TOTAL RETURN YARDAGE (Not Including Kickoffs)	15	35
No. and Yards Punt Returns	2-13	4-35
No. and Yards Kickoff Returns	2-31	4-84
No. and Yards Interception Returns	2-2	0-0
PENALTIES Number and Yards	5-45	3-20
FUMBLES Number and Lost	1-0	0-0
TOUCHDOWNS	2	2
Rushing	0	1
Passing	2	1
Returns	0	0
EXTRA POINTS Made-Attempts	2-2	2-2
FIELD GOALS Made-Attempts	1-1	2-2
SAFETIES	3	0
FINAL SCORE	17	22
TIME OF POSSESSION	24:31	35:29

# 1984 AFC Divisional Playoff Game

Pittsburgh 24, Denver 17

Dec. 30, 1984 • Mile High Stadium • Denver

Weather: Mostly Sunny, 52°, Wind N 7 mph • Attendance: 74,981 • Time: 3:11

Denver had two possessions in the final two minutes of the game but failed to score as Pittsburgh advanced to the Conference Championship game, ending a Broncos season in which they had compiled a franchise-best 13-3 regular season record.

Denver's opportunistic defense recovered two Steeler fumbles in the first quarter. The first one resulted in a Rich Karlis field goal attempt, but it sailed wide right. Pittsburgh fumbled on the next play, and the Broncos recovered again. That turnover lead to a seven-yard touchdown pass from John Elway to Jim Wright.

Pittsburgh scored on a 28-yard field goal on the first play of the second period, and just before intermission, the Steelers took the lead on Frank Pollard's one-yard TD plunge.

Denver tied the game early in the third quarter on a 21-yard Karlis field goal. The Broncos regained the lead on their next possession, scoring on a 20-yard pass from Elway to Steve Watson. For the game, Watson gained 177 yards on 11 receptions.

The Steelers then mounted a scoring drive of their own, tying the game at 17-17 on a Mark Malone to Louis Lipps pass late in the quarter. Later, Pittsburgh's Eric Williams intercepted an Elway pass and returned it to the Denver two-yard line with only 2:45 left in the game. Pollard scored two plays later to give the Steelers the lead 24-17. Denver couldn't move the ball on its final two possessions as time ran out.

## OFFICIALS

**Referee** — Fred Wyant (11); **Umpire** — Art Demmas (78); **Line Judge** — Vern Marshall (94); **Side Judge** — Royal Cathcart (16); **Head Linesman** — Dale Williams (8); **Back Judge** — Dick Hantak (105); **Field Judge** — Bob Lewis (18)

## STARTING LINEUPS

Pittsburgh Steelers												Denver Broncos																									
Offense						Defense						Offense						Defense																			
WR	82	J. Stallworth	LE	95	J. Goodman	WR	85	D. Summers	LE	79	B. Chavous	LT	63	P. Rostovsky	NT	87	G. Dunn	LT	70	D. Studdard	LT	68	R. Carter	LG	54	K. Bishop	RE	75	R. Jones	LOLB	50	J. Ryan	LT	63	P. Rostovsky		
LT	63	P. Rostovsky	NT	87	G. Dunn	LT	70	D. Studdard	LT	68	R. Carter	LG	54	K. Bishop	RE	75	R. Jones	LOLB	50	J. Ryan	LT	63	P. Rostovsky	NT	87	G. Dunn	LT	70	D. Studdard	LT	68	R. Carter	LG	54	K. Bishop		
LG	73	C. Wolfley	RE	64	E. Nelson	LG	54	K. Bishop	RE	75	R. Jones	LOLB	50	J. Ryan	LT	63	P. Rostovsky	NT	87	G. Dunn	LT	70	D. Studdard	LT	68	R. Carter	LG	54	K. Bishop	RE	75	R. Jones	LOLB	50	J. Ryan		
C	52	M. Webster	LOLB	57	M. Merrweather	C	54	B. Bryan	LOLB	50	J. Ryan	LT	63	P. Rostovsky	NT	87	G. Dunn	LT	70	D. Studdard	LT	68	R. Carter	LG	54	K. Bishop	RE	75	R. Jones	LOLB	50	J. Ryan	LT	63	P. Rostovsky		
RG	74	T. Long	LILB	56	D. Little	RG	60	P. Howard	LILB	55	R. Dennison	RT	62	T. Ikin	RILB	56	R. Cole	RT	76	K. Lanier	RILB	56	S. Busick	TE	81	D. Nelson	TE	81	D. Nelson	TE	81	D. Nelson	TE	81	D. Nelson		
RT	62	T. Ikin	RILB	56	R. Cole	RT	76	K. Lanier	RILB	56	S. Busick	TE	81	D. Nelson	TE	81	D. Nelson	TE	81	D. Nelson	TE	81	D. Nelson	TE	81	D. Nelson	TE	81	D. Nelson	TE	81	D. Nelson	TE	81	D. Nelson		
TE	81	D. Nelson	TE	81	D. Nelson	TE	81	D. Nelson	TE	81	D. Nelson	TE	81	D. Nelson	TE	81	D. Nelson	TE	81	D. Nelson	TE	81	D. Nelson	TE	81	D. Nelson	TE	81	D. Nelson	TE	81	D. Nelson	TE	81	D. Nelson		
WR	83	L. Lips	LOLB	49	D. Woodruff	WR	83	S. Watson	LOLB	57	D. Wright	LT	63	P. Rostovsky	NT	87	G. Dunn	LT	70	D. Studdard	LT	68	R. Carter	LG	54	K. Bishop	RE	75	R. Jones	LOLB	50	J. Ryan	LT	63	P. Rostovsky		
LB	36	L. Malone	FCB	31	S. Washington	LB	28	C. Windsor	FCB	31	S. Washington	LB	36	L. Malone	FCB	31	S. Washington	LB	28	C. Windsor	FCB	31	S. Washington	LB	36	L. Malone	FCB	31	S. Washington	LB	28	C. Windsor	FCB	31	S. Washington		
QB	34	W. Abernombrie	SS	31	D. Shells	QB	7	J. Elway	SS	31	D. Shells	QB	7	J. Elway	SS	31	D. Shells	QB	7	J. Elway	SS	31	D. Shells	QB	7	J. Elway	SS	31	D. Shells	QB	7	J. Elway	SS	31	D. Shells		
FB	30	F. Pollard	ES	21	E. Williams	FB	H-B	87	J. Wright	ES	21	E. Williams	FB	H-B	87	J. Wright	ES	21	E. Williams	FB	H-B	87	J. Wright	ES	21	E. Williams	FB	H-B	87	J. Wright	ES	21	E. Williams	FB	H-B	87	J. Wright



# 1983 AFC Wild Card Playoff Game

SEATTLE 31, DENVER 7

Dec. 24, 1983 • Kingdome • Seattle, Wash.

Weather: Indoors • Attendance: 60,752 • Time: 2:53

Seattle broke open a close contest with two second-half Dave Krieg touchdown passes as the Seahawks beat Denver 31-7 in the AFC Wild Card playoff game.

Seattle scored on its first possession of the day with a 17-yard pass from Krieg to Steve Largent. Later in the first quarter, Denver mounted a nine-play, 76-yard drive, scoring on a 13-yard pass from Steve DeBerg to Jesse Myles. Seattle cornerback Kerry Justin intercepted a DeBerg pass on Denver's next drive and the Seahawks drove to the Denver 20-yard line, with Norm Johnson converting a 37-yard field goal.

Denver then drove to the Seattle four-yard line, but Gerald Willhite fumbled and Seattle recovered, and then ran the remaining time off the clock. The second half belonged to the Seahawks as Krieg passed (for two touchdowns and running back David Hughes ran for another, making the final score 31-7.

## OFFICIALS

Referee — Red Cashion (43); Umpire — John Kiek (67); Line Judge — Dick McKenzie (41); Side Judge — Gil Mace (90); Head Linesman — Sid Semon (109); Back Judge — Don Wedge (28); Field Judge — Bob Wortman (84)

## STARTING LINEUPS

Denver Broncos					Seattle Seahawks				
Offense			Defense		Offense			Defense	
WR 84	C. Sampson	LE 79	B. Chavous	TE 88	P. Metzelaars	LE 79	J. Green	NT 72	J. Nash
LT 70	D. Studdard	NT 68	R. Carter	LT 84	R. Essink	NT 72	J. Nash	RE 77	J. Bryant
LG 54	K. Bishop	RE 75	R. Jones	LG 55	E. Bailey	RE 77	J. Bryant	LOLB 58	B. Scholtz
C 64	B. Bryan	LOLB 50	J. Ryan	C 59	B. Bush	LOLB 58	B. Scholtz	ULB 52	J. Norman
RG 60	P. Howard	RT 72	D. Latimer	RG 61	R. Pratt	ULB 52	J. Norman	ROLB 56	G. Gaines
RT 76	K. Lanier	RILB 53	R. Gradishar	RT 76	S. August	RILB 53	K. Butler	ROLB 56	G. Gaines
TE 85	R. Egloff	ROLB 57	T. Jackson	TE 87	C. Young	ROLB 56	G. Gaines	LCB 26	K. Justin
WR 81	S. Watson	LCB 20	L. Wright	WR 80	S. Largent	LCB 26	K. Justin	RCB 22	D. Brown
QB 17	S. DeBerg	RCB 31	M. Harden	QB 17	D. Krieg	RCB 22	D. Brown	SS 45	K. Easley
RB 23	S. Winder	SS 49	D. Smith	RB 28	C. Warner	SS 45	K. Easley	FS 44	J. Harris
FB 34	N. Poole	FS 43	S. Foley	FB 32	C. Bryant	FS 44	J. Harris		

DENVER SUBSTITUTIONS: 3 R. Karlis, 7 R. Karlis, 11 L. Prestridge, 21 M. Dupree, 28 R. Jackson, 29 W. Myers, 37 S. Trimble, 39 J. Myles, 45 S. Wilson, 46 D. Preston, 47 G. Willhite, 52 K. Woodard, 55 R. Dennison, 56 S. Busick, 59 D. Comeaux, 62 T. Glasco, 63 M. Cooper, 65 W. Bowyer, 66 B. Manor, 67 K. Uecker, 74 J. Baker, 77 K. Mecklenburg, 78 R. Stachowski, 82 Z. Thomas, 83 J. Sawyer, 88 R. Odums. DID NOT PLAY: 8 G. Kubiak.

### FIELD GOALS (made ( ) & missed)

		N. Johnson		(37)			
VISITOR	HOME	1	2	3	4	OT	TOTAL
Denver Broncos	Seattle Seahawks	7	0	0	0	—	7
Seattle Seahawks	Denver Broncos	7	3	7	14	—	31

Team	Qtr	Elapsed Time	SCORING PLAY	SCORE Visitor	Home
SEAHAWKS	1	4:42	S. Largent 17 yd. pass from D. Krieg (N. Johnson, kick) (8-62, 4:33)	0	7
BRONCOS	1	11:22	J. Myles 13 yd. pass from S. DeBerg (R. Karlis, kick) (9-76, 4:08)	7	7
SEAHAWKS	2	5:35	N. Johnson 37 yd. Field Goal (9-32, 4:33)	7	10
SEAHAWKS	3	7:02	P. Metzelaars 5 yd. pass from D. Krieg (N. Johnson, kick) (5-73, 3:19)	7	17
SEAHAWKS	4	0:04	P. Johns 18 yd. pass from D. Krieg (N. Johnson, kick) (9-61, 4:17)	7	24
SEAHAWKS	4	5:26	D. Hughes 2 yd. run (N. Johnson, kick) (9-64, 4:43)	7	31

## BRONCOS DEFENSIVE LEADERS

(Based on unofficial press box totals)

Player	UT	A	TT	PD	FR	FF	S-Yds	I-yds
J. Ryan	6	1	7	0	0	0	0-0	0-0
S. Busick	5	1	6	0	0	0	0-0	0-0
T. Jackson	5	1	6	0	0	0	0-0	0-0
R. Gradishar	4	2	6	0	0	0	0-0	0-0
M. Harden	4	2	6	0	0	0	0-0	0-0
B. Chavous	2	4	6	0	0	0	0-0	0-0
R. Carter	4	1	5	0	0	0	0-0	0-0
D. Latimer	4	1	5	0	0	0	0-0	0-0
S. Foley	2	3	5	0	0	0	0-0	0-0
R. Jones	2	3	5	0	0	0	0-0	0-0
D. Smith	4	0	4	0	0	0	0-0	0-0
L. Wright	2	0	2	0	0	0	0-0	0-0
K. Woodard	2	0	2	0	0	0	1-11	0-0
B. Manor	1	0	1	0	0	0	1-10	0-0
W. Myers	1	0	1	0	0	0	0-0	0-0
Team Totals	48	19	57	0	0	0	2-21	0-0

## FINAL INDIVIDUAL STATISTICS

Denver Broncos							Seattle Seahawks								
RUSHING	ATT	YDS	AVG	LG	TD		RUSHING	ATT	YDS	AVG	LG	TD			
S. Winder	16	59	3.7	35	0		C. Warner	23	99	4.3	15	0			
N. Poole	7	25	3.6	7	0		D. Hughes	3	16	5.3	9	1			
J. Elway	3	16	5.3	11	0		C. Bryant	5	15	3.0	4	0			
G. Willhite	5	16	3.2	8	0		D. Krieg	3	9	3.0	8	0			
C. Sampson	1	8	8.0	8	0		Z. Dixon	3	4	1.3	5	0			
S. Watson	1	1	1.0	1	0		J. Zorn	1	2	2.0	2	0			
Total	33	125	3.8	35	0		Total	38	145	3.8	15	1			
TKD/							TKD/								
PASSING	ATT	CMP	YDS	YD/TD	LG	IN	PASSING	ATT	CMP	YDS	YD/TD	LG	IN		
S. DeBerg	19	14	131	2/19	1	22	1	D. Krieg	13	12	200	2/21	3	41	0
J. Elway	15	10	123	0/0	0	31	1								
Total	34	24	254	2/19	1	31	2	Total	13	12	200	2/21	3	41	0
RECEIVING	NO	YDS	LONGEST	TD			RECEIVING	NO	YDS	LONGEST	TD				
J. Myles	7	73	18	1			S. Largent	4	76	34	1				
S. Watson	4	51	22	0			C. Warner	3	22	9	0				
N. Poole	4	17	8	0			P. Johns	2	59	41	0				
C. Sampson	3	52	31	0			C. Young	2	38	28	0				
S. Winder	2	13	11	0			P. Metzelaars	1	5	51	1				
Z. Thomas	1	19	19	0											
R. Egloff	1	16	16	0											
S. Wilson	1	12	12	0											
G. Willhite	1	1	1	0											
Total	24	254		31	1		Total	12	200		41	3			
INTERCEPTIONS	NO	YDS	LONGEST	TD			INTERCEPTIONS	NO	YDS	LONGEST	TD				
Total	0	0		0	0		K. Justin	1	45	45	0				
							G. Johnson	1	0	0	0				
							Total	2	45	45	0				
PUNTING	NO	YDS	AVG	TB	IN20	LG	PUNTING	NO	YDS	AVG	TB	IN20	LG		
L. Prestridge	4	191	47.8	0	0	49	J. West	3	125	41.7	0	0	47		
Total	4	191	47.8	0	0	49	Total	3	125	41.7	0	0	47		
PUNT RETURNS	NO	FC	YDS	LG	TD		PUNT RETURNS	NO	FC	YDS	LG	TD			
Z. Thomas	3	0	10	6	0		P. Johns	4	0	58	19	0			
Returns	3	0	10	6	0		Returns	4	0	58	19	0			
KICKOFF RTNS	NO	FC	YDS	LG	TD		KICKOFF RTNS	NO	FC	YDS	LG	TD			
Z. Thomas	4		81	22	0		Z. Dixon	2		43	31	0			
S. Wilson	2		37	20	0										
Returns	6		118	22	0		Returns	2		43	31	0			
Denver Broncos FUMBLES	FUM	OWN-REC	YDS	TD			FORCED	OPP-REC	YDS	TD	OUT-BDS				
G. Willhite	1		0	0	0		0	0	0	0	0				
Total	1		0	0	0		0	0	0	0	0				
Seattle Seahawks FUMBLES	FUM	OWN-REC	YDS	TD			FORCED	OPP-REC	YDS	TD	OUT-BDS				
C. Warner	1		0	0	0		0	0	0	0	0				
P. Metzelaars	0	1	0	0	0		0	0	0	0	0				
P. Moyer	0		0	0	0		0	1	0	0	0				
Total	1	1	0	0	0		0	1	0	0	0				

## FINAL TEAM STATISTICS

	VISITOR BRONCOS	HOME SEAHAWKS
TOTAL FIRST DOWNS	21	17
By Rushing	5	8
By Passing	14	9
By Penalty	2	0
THIRD DOWN EFFICIENCY	9-17-53%	5-10-50%
FOURTH DOWN EFFICIENCY	1-2-50%	1-1-100%
TOTAL NET YARDS	360	324
Total Offensive Plays (inc. times thrown passing)	69	53
Average gain per offensive play	5.2	6.1
NET YARDS RUSHING	125	145
Total Rushing Plays	33	38
Average gain per rushing play	3.8	3.8
NET YARDS PASSING	235	179
Times thrown — yards lost attempting to pass	2-19	2-21
Gross yards passing	254	200
PASS ATTEMPTS-COMPLETIONS-HAD INTERCEPTED	34-24-2	13-12-0
Average gain per pass play (inc. # thrown passing)	6.5	11.9
PUNTS Number and Average	4-48	3-42
Had Blocked	0	0
FGs — PATs Had Blocked	0-0	0-0
TOTAL RETURN YARDAGE (Not including Kickoffs)	9-128	8-146
No. and Yards Punt Returns	3-10	4-58
No. and Yards Kickoff Returns	6-118	2-43
No. and Yards Interception Returns	0-0	2-45
PENALTIES Number and Yards	5-35	3-34
FUMBLES Number and Lost	1-1	1-0
TOUCHDOWNS	1	4
Rushing	0	1
Passing	1	3
Returns	0	0
EXTRA POINTS Made-Attempts	1-1	4-4
FIELD GOALS Made-Attempts	0-0	1-1
SAFETIES	0	0
FINAL SCORE	7	31
TIME OF POSSESSION	30:57	29:03

# 1979 AFC WILD CARD PLAYOFF GAME

HOUSTON 13, DENVER 7

Dec. 23, 1979 • Astrodome • Houston, Texas

Weather: Indoors • Attendance: 48,776 • Time: 2:59

Toni Fritsch kicked two field goals to provide the margin of victory as the Houston Oilers played strong second half defense and defeated the Broncos 13-7, earning the Oilers advancement in the American Football Conference playoffs.

Fritsch opened the scoring with a 31-yard first period field goal, but Denver came back to take a 7-3 lead on a seven-yard pass from Craig Morton to running back Dave Preston, an 80-yard drive that took the Broncos 13 plays.

Houston went ahead to stay on a three-yard burst by Earl Campbell at 14:14 of the second period. However, Campbell was injured on the play and did not return to action in the second half. Oiler quarterback Dan Pastorini and wide receiver Ken Burrough also left the contest due to injuries, both early in the second half, putting a severe crimp in the Houston attack. But the Broncos were able to move the ball for only 216 yards total offense, and the tenacious Houston defense sacked Morton six times for 40 yards in losses as the Oilers held on to win.

Linebacker Bob Swenson intercepted a Gifford Nielsen pass at the Oiler 26-yard line midway through the fourth period, but two sacks of Morton led to a 50-yard field goal attempt by Fred Steinfort. Steinfort's kick hit the upright, and the Oilers later drove for a second field goal by Fritsch, this one of 20 yards, providing the final victory margin.

Denver drove to the Houston 27 at the two minute mark, but the Oiler defense again rose to the occasion to stifle the threat and secure the win, eliminating the Broncos from the playoffs.

## OFFICIALS

Referee — Gene Barth (14); Umpire — Bob Boylston (101); Line Judge — Bill Reynolds (53); Side Judge — Royal Cathcart (16); Head Linesman — Gil Mace (90); Back Judge — Jim Kearney (107); Field Judge — Bob Lewis (18)

## STARTING LINEUPS

Denver Broncos				Houston Oilers			
Offense		Defense		Offense		Defense	
WR 80 R. Upchurch	LE 79 B. Chavous	WR 00 K. Burrough	DE 69 A. Doms	LT 70 D. Studdard	NT 68 R. Carter	LT 74 L. Gray	MG 78 C. Culp
LG 62 T. Glasco	RE 66 B. Manor	LG 58 D. Carter	DE 65 E. Bethes	C 64 B. Bryan	LOLB 51 B. Swenson	C 55 C. Mauck	LB 59 T. Washington
RG 60 P. Howard	ULB 59 J. Rizzo	RG 60 E. Fisher	LB 54 G. Bingham	RT 71 C. Minor	RILB 53 R. Gradishar	RT 70 C. Hayman	LB 53 A. Stringer
TE 88 R. Odoms	ROLB 57 T. Jackson	TE 86 M. Barber	LB 52 R. Brazile	WR 25 H. Moses	LC 20 L. Wright	WR 88 R. Caster	CB 33 J.C. Wilson
QB 7 C. Morton	RC 43 S. Foley	QB 7 D. Pastorini	CB 27 G. Sternick	RB 24 O. Armstrong	SS 36 B. Thompson	RB 45 T. Wilson	SS 32 V. Perry
FB 32 J. Keyworth	WS 29 B. Jackson	RB 34 E. Campbell	WS 37 M. Reinfeildt				

DENVER SUBSTITUTIONS: 11 L. Prestidge, 14 N. Weese, 15 J. Turner, 19 F. Steinfort, 23 C. Pane, 30 J. Jensen, 35 L. Canada, 40 C. West, 46 D. Preston, 50 J. Ryan, 55 K. Brown, 56 L. Evans, 58 R. Nairne, 63 J. Grant, 65 G. Hyde, 72 D. Latimer, 73 K. Clark, 81 S. Watson, 84 V. Kinney, 85 R. Egliff, 88 R. Odoms. **DID NOT PLAY:** 12 C. Penrose, 47 G. Atkinson, 78 B. Radford.

## FIELD GOALS (made ( ) & missed)

		T. Fritsch		(31) (20)		OT		TOTAL	
F. Steinfort	50 hit upright	1	2	3	4	—	—	7	7
VISITOR	Denver Broncos	7	0	0	0	—	—	7	7
HOME	Houston Oilers	3	7	0	3	—	—	13	13

		SCORING PLAY		SCORE	
Team	Qtr	Elapsed Time		Visitor	Home
OILERS	1	4:58	T. Fritsch 31 yd. Field Goal (11-64, 4:59)	0	3
BRONCOS	1	11:33	D. Preston 7 yd. pass from C. Morton (J. Turner, kick) (11-80, 6:35)	7	3
OILERS	2	14:14	E. Campbell 3 yd. run (T. Fritsch, kick) (9-74, 1:47)	7	10
OILERS	4	10:42	T. Fritsch 20 yd. Field Goal (6-17, 3:35)	7	13

## BRONCOS DEFENSIVE LEADERS

(Based on unofficial press box totals)

Player	UT	A	TT	PD	FR	FF	S-Yds	I-yds
R. Gradishar	12	1	13	2	0	0	0-0	0-0
R. Carter	6	4	10	0	0	0	0-0	0-0
T. Jackson	4	2	6	0	0	0	0-0	0-0
B. Jackson	4	1	5	0	0	0	0-0	0-0
B. Chavous	4	0	4	0	0	0	1-11	0-0
B. Swenson	4	0	4	1	0	0	0-0	1-0
D. Latimer	3	0	3	0	0	0	0-0	0-0
L. Wright	3	0	3	2	0	0	0-0	0-0
S. Foley	2	0	2	0	0	0	0-0	0-0
B. Manor	2	0	2	0	0	0	0-0	0-0
J. Rizzo	2	0	2	0	0	0	0-0	0-0
J. Ryan	1	0	1	0	0	0	0-0	0-0
L. Canada	1	0	1	0	0	0	0-0	0-0
L. Evans	1	0	1	0	0	0	0-0	0-0
J. Grant	1	0	1	0	0	0	0-0	1-12
B. Thompson	1	0	1	0	0	0	0-0	0-0
C. West	1	0	1	0	0	0	0-0	0-0
Team Totals	53	8	61	7	0	0	1-11	2-12

## FINAL INDIVIDUAL STATISTICS

Denver Broncos												Houston Oilers																																				
RUSHING	ATT	YDS	AVG	LG	TD	PASSING	ATT	YDS	AVG	LG	TD	RUSHING	ATT	YDS	AVG	LG	TD	PASSING	ATT	YDS	AVG	LG	TD																									
O. Armstrong	12	51	4.3	15	0	C. Morton	27	14	144	6/40	1 25 1	R. Carpenter	16	59	3.7	9	0	D. Pastorini	18	8	147	1/11	0 41 1																									
L. Canada	4	29	7.2	13	0							E. Campbell	16	50	3.1	9	1	G. Nielsen	4	2	9	0/0	0 6 1																									
D. Preston	9	24	2.7	7	0							T. Wilson	8	21	2.6	5	0	R. Coleman	2	5	2.5	4	0																									
J. Jensen	4	5	1.2	3	0																																											
R. Upchurch	1	3	3.0	3	0																																											
C. Morton	2	0	0.0	0	0																																											
Total	32	112	3.5	15	0							Total	42	135	3.2	9	1																															
TKD/												TKD/																																				
PASSING	ATT	CMP	YDS	YD/T	LG	IN	PASSING	ATT	CMP	YDS	YD/T	LG	IN	PASSING	ATT	CMP	YDS	YD/T	LG	IN	PASSING	ATT	CMP	YDS	YD/T	LG	IN																					
C. Morton	27	14	144	6/40	1	25	1	D. Pastorini	18	8	147	1/11	0 41	1	D. Pastorini	18	8	147	1/11	0 41	1	D. Pastorini	18	8	147	1/11	0 41	1																				
								G. Nielsen	4	2	9	0/0	0 6	1	G. Nielsen	4	2	9	0/0	0 6	1	G. Nielsen	4	2	9	0/0	0 6	1																				
Total	27	14	144	6/40	1	25	1	Total	22	10	158	1/11	0 41	2	Total	22	10	158	1/11	0 41	2	Total	22	10	158	1/11	0 41	2																				
RECEIVING	NO	YDS	LONGEST	TD	RECEIVING	NO	YDS	LONGEST	TD	RECEIVING	NO	YDS	LONGEST	TD	RECEIVING	NO	YDS	LONGEST	TD	RECEIVING	NO	YDS	LONGEST	TD	RECEIVING	NO	YDS	LONGEST	TD																			
D. Preston	4	40	12	1	D. Preston	4	40	12	1	T. Wilson	4	53	20	0	T. Wilson	4	53	20	0	T. Wilson	4	53	20	0	T. Wilson	4	53	20	0																			
H. Moses	3	47	25	0	H. Moses	3	47	25	0	R. Carpenter	3	26	13	0	R. Carpenter	3	26	13	0	R. Carpenter	3	26	13	0	R. Carpenter	3	26	13	0																			
O. Armstrong	2	22	13	0	O. Armstrong	2	22	13	0	R. Coleman	1	41	41	0	R. Coleman	1	41	41	0	R. Coleman	1	41	41	0	R. Coleman	1	41	41	0																			
R. Odoms	2	3	3	0	R. Odoms	2	3	3	0	M. Barber	1	31	31	0	M. Barber	1	31	31	0	M. Barber	1	31	31	0	M. Barber	1	31	31	0																			
R. Egliff	1	17	17	0	R. Egliff	1	17	17	0	E. Campbell	1	7	7	0	E. Campbell	1	7	7	0	E. Campbell	1	7	7	0	E. Campbell	1	7	7	0																			
J. Jensen	1	11	11	0	J. Jensen	1	11	11	0																																							
L. Canada	1	4	4	0	L. Canada	1	4	4	0																																							
Total	14	144	25	0	Total	14	144	25	0	Total	10	158	41	0	Total	10	158	41	0	Total	10	158	41	0	Total	10	158	41	0																			
INTERCEPTIONS	NO	YDS	LONGEST	TD	INTERCEPTIONS	NO	YDS	LONGEST	TD	INTERCEPTIONS	NO	YDS	LONGEST	TD	INTERCEPTIONS	NO	YDS	LONGEST	TD	INTERCEPTIONS	NO	YDS	LONGEST	TD	INTERCEPTIONS	NO	YDS	LONGEST	TD																			
B. Thompson	1	12	12	0	B. Thompson	1	12	12	0	G. Bingham	1	15	15	0	G. Bingham	1	15	15	0	G. Bingham	1	15	15	0	G. Bingham	1	15	15	0																			
B. Swenson	1	0	0	0	B. Swenson	1	0	0	0																																							
Total	2	12	12	0	Total	2	12	12	0	Total	1	15	15	0	Total	1	15	15	0	Total	1	15	15	0	Total	1	15	15	0																			
PUNTING	NO	YDS	AVG	TB	IN20	LG	PUNTING	NO	YDS	AVG	TB	IN20	LG	PUNTING	NO	YDS	AVG	TB	IN20	LG	PUNTING	NO	YDS	AVG	TB	IN20	LG	PUNTING	NO	YDS	AVG	TB	IN20	LG														
L. Prestidge	6	266	44.4	0	3	52	C. Parsley	5	216	43.2	0	3	49	C. Parsley	5	216	43.2	0	3	49	C. Parsley	5	216	43.2	0	3	49	C. Parsley	5	216	43.2	0	3	49														
Total	6	266	44.4	0	3	52	Total	5	216	43.2	0	3	49	Total	5	216	43.2	0	3	49	Total	5	216	43.2	0	3	49	Total	5	216	43.2	0	3	49														
PUNT RETURNS	NO	FC	YDS	LG	TD	PUNT RETURNS	NO	FC	YDS	LG	TD	PUNT RETURNS	NO	FC	YDS	LG	TD	PUNT RETURNS	NO	FC	YDS	LG	TD	PUNT RETURNS	NO	FC	YDS	LG	TD	PUNT RETURNS	NO	FC	YDS	LG	TD													
R. Upchurch	2	0	25	17	0	R. Ellender	5	1	42	17	0	R. Ellender	5	1	42	17	0	R. Ellender	5	1	42	17	0	R. Ellender	5	1	42	17	0	R. Ellender	5	1	42	17	0													
Returns	2	0	25	17	0	Returns	5	1	42	17	0	Returns	5	1	42	17	0	Returns	5	1	42	17	0	Returns	5	1	42	17	0	Returns	5	1	42	17	0													
KICKOFF RTNS	NO	FC	YDS	LG	TD	KICKOFF RTNS	NO	FC	YDS	LG	TD	KICKOFF RTNS	NO	FC	YDS	LG	TD	KICKOFF RTNS	NO	FC	YDS	LG	TD	KICKOFF RTNS	NO	FC	YDS	LG	TD	KICKOFF RTNS	NO	FC	YDS	LG	TD													
D. Preston	3	56	22	0	C. Hartwig	1	26	26	0	C. Hartwig	1	26	26	0	C. Hartwig	1	26	26	0	C. Hartwig	1	26	26	0	C. Hartwig	1	26	26	0	C. Hartwig	1	26	26	0	C. Hartwig	1	26	26	0									
R. Upchurch	1	27	27	0	Returns	1	26	26	0	Returns	1	26	26	0	Returns	1	26	26	0	Returns	1	26	26	0	Returns	1	26	26	0	Returns	1	26	26	0	Returns	1	26	26	0									
Returns	4	83	27	0																																												
Denver Broncos												Houston Oilers																																				
FUMBLES	FUM	OWN-REC	YDS	TD	FORCED	OPP-REC	YDS	TD	OUT-BDS	FUMBLES	FUM	OWN-REC	YDS	TD	FORCED	OPP-REC	YDS	TD	OUT-BDS	FUMBLES	FUM	OWN-REC	YDS	TD	FORCED	OPP-REC	YDS	TD	OUT-BDS	FUMBLES	FUM	OWN-REC	YDS	TD	FORCED	OPP-REC	YDS	TD	OUT-BDS									
C. Morton	1	1	0	0	0	0	0	0	0	C. Morton	1	1	0	0	0	0	0	0	0	0	C. Morton	1	1	0	0	0	0	0	0	0	C. Morton	1	1	0	0	0	0	0	0	0								
Total	1	1	0	0	0	0	0	0	0	Total	1	1	0	0	0	0	0	0	0	Total	1	1	0	0	0	0	0	0	Total	1	1	0	0	0	0	0	0	0	Total	1	1	0	0	0	0	0	0	0

## FINAL TEAM STATISTICS

		VISITOR BRONCOS		HOME OILERS	
TOTAL FIRST DOWNS		17		18	
By Rushing		7		8	
By Passing		9		6	
By Penalty		1		4	
THIRD DOWN EFFICIENCY		4-13-31%		7-17-40%	
FOURTH DOWN EFFICIENCY		0-1-0%		0-1-0%	
TOTAL NET YARDS		216		282	
Total Offensive Plays (inc. times thrown passing)		65		85	
Average gain per offensive play		3.3		4.3	
NET YARDS RUSHING		112		135	
Total Rushing Plays		32		42	
Average gain per rushing play		3.5		3.2	
NET YARDS PASSING		104		147	
Times thrown - yards lost attempting to pass		6-40		1-11	
Gross yards passing		144		158	
PASS ATTEMPTS-COMPLETIONS-HAD INTERCEPTED		27-14-1		22-10-2	
Average gain per pass play (inc. # thrown passing)		3.1		6.4	
PUNTS Number and Average		5-45		5-43	
Had Blocked		0		0	
FGs - PATs Had Blocked		0-0		0-0	
TOTAL RETURN YARDAGE (Not Including Kickoffs)		37		57	
No. and Yards Punt Returns		2-25		5-42	
No. and Yards Kickoff Returns		4-83		1-26	
No. and Yards Interception Returns		2-12		1-15	
PENALTIES Number and Yards		7-70		2-19	
FUMBLES Number and Lost		1-0		0-0	
TOUCHDOWNS		1		1	
Rushing		0		1	
Passing		1		0	
Returns		0		0	
EXTRA POINTS Made-Attempts		1-1		1-1	
FIELD GOALS Made-Attempts		0-1		2-2	
SAFETIES		0		0	
FINAL SCORE		7		13	
TIME OF POSSESSION		27:38		32:22	

# 1978 AFC Divisional Playoff Game

PITTSBURGH 33, DENVER 10

Dec. 30, 1978 • Three Rivers Stadium • Pittsburgh, Pa.

Weather: Light Rain, 33°, Wind S 5 mph • Attendance: 48,921 • Time: 3:02

Two fourth-quarter touchdown passes by Pittsburgh quarterback Terry Bradshaw lifted the Steelers to a 33-10 victory over the Denver Broncos and into the American Football Conference Championship game.

Bradshaw's scoring tosses included a 45-yard bomb to John Stallworth and a 38-yarder to Lynn Swann, capping a brilliant performance by the Pittsburgh passer.

The Broncos took the early lead on a 37-yard Jim Turner field goal, but Pittsburgh's Franco Harris ran for two touchdowns — a one-yarder and an 18-yarder — and Roy Gerela kicked a 24-yard field goal to give the Steelers a 16-3 advantage. Denver cut the margin to 16-10 on a three-yard Dave Preston touchdown run, but Gerela kicked another field goal to make the halftime margin 19-10.

Denver threatened to come closer in the third period, but Turner's 29-yard field goal attempt was blocked, and Bradshaw's passing sealed Denver's fate early in the final stanza.

The Steelers rolled to 425 yards total offense, with Bradshaw accounting for 272 through the air — 156 on 10 receptions by Stallworth.

The eventual World Champion Steelers limited the Broncos' ground game to just 87 yards in earning the right to play the Houston Oilers for the AFC crown the following week.

## OFFICIALS

Referee — Gene Barth (14); Umpire — Gordon Wells (89); Line Judge — Bob Beeks (59); Side Judge — Royal Cathcart (16); Head Linesman — Ed Marion (26); Back Judge — John Fouch (45); Field Judge — Dick Dolack (31).

## STARTING LINEUPS

Denver Broncos					Pittsburgh Steelers				
Offense			Defense		Offense			Defense	
WR 82 J. Dolbin	LE 79 B. Chavous	WR 82 J. Stallworth	LE 68 L. Greenwood		WR 82 J. Stallworth	LE 68 L. Greenwood			
LT 71 C. Minor	NT 68 R. Carter	LT 55 J. Kolb	LT 75 J. Greene		LT 55 J. Kolb	LT 75 J. Greene			
LG 62 T. Glasick	RE 77 L. Alzado	LG 57 S. Davis	RT 64 S. Furness		LG 57 S. Davis	RT 64 S. Furness			
C 64 B. Bryan	LOLB 51 B. Swenson	C 52 M. Webster	RE 76 J. Banaszak		C 52 M. Webster	RE 76 J. Banaszak			
RG 60 P. Howard	LILB 59 J. Rizzo	RG 74 R. Pinney	LLB 59 J. Ham		RG 74 R. Pinney	LLB 59 J. Ham			
RT 76 T. Neville	RILB 53 R. Gradishar	RT 79 L. Brown	MLB 58 J. Lambert		RT 79 L. Brown	MLB 58 J. Lambert			
TE 88 R. Odoms	ROLB 57 T. Jackson	TE 84 R. Grossman	RLB 56 R. Cole		TE 84 R. Grossman	RLB 56 R. Cole			
WR 25 H. Moses	LC 20 L. Wright	WR 88 L. Swann	LCB 29 R. Johnson		WR 88 L. Swann	LCB 29 R. Johnson			
QB 7 C. Morton	RC 43 S. Foley	QB 12 T. Bradshaw	RCB 47 M. Blount		QB 12 T. Bradshaw	RCB 47 M. Blount			
RB 41 R. Lytle	SS 36 B. Thompson	RB 20 R. Bleier	SS 31 D. Shell		RB 20 R. Bleier	SS 31 D. Shell			
RB 32 J. Keyworth	WS 29 B. Jackson	RB 32 F. Harris	FS 23 M. Wagner		RB 32 F. Harris	FS 23 M. Wagner			

DENVER SUBSTITUTIONS: 10 B. Dilts, 14 N. Weese, 15 J. Turner, 23 C. Paine, 27 M. Harvey, 33 L. Perrin, 35 L. Canada, 40 C. West, 46 D. Preston, 50 B. Maples, 55 G. Turk, 56 L. Evans, 58 R. Naima, 63 J. Grant, 65 G. Hyde, 80 R. Upchurch, 84 V. Kinney, 87 B. Moore. DID NOT PLAY: 12 C. Penrose, 24 O. Armstrong, 66 B. Manor, 67 S. Schindler.

## FIELD GOALS (made (...) & missed)

J. Turner	(37)	29B	R. Gerela	(24)	(27)		
VISITOR	1	2	3	4	OT	TOTAL	
HOME	3	7	0	0	—	10	
	6	13	0	14	—	33	

## SCORING PLAY

Team	Qtr	Elapsed Time	Scoring Play	Score Visitor	Home
BRONCOS	1	9:10	J. Turner 37 yd. Field Goal (5-6, 3:41)	3	0
STEELERS	1	12:27	F. Harris 1 yd. run (kick failed) (8-86, 3:17)	3	6
STEELERS	2	1:36	F. Harris 18 yd. run (R. Gerela, kick) (4-43, 2:05)	3	13
STEELERS	2	8:54	R. Gerela 24 yd. Field Goal (8-38, 3:20)	3	16
BRONCOS	2	13:04	D. Preston 3 yd. run (J. Turner, kick) (4-49, 2:00)	10	16
STEELERS	2	14:53	R. Gerela 27 yd. Field Goal (7-45, 1:49)	10	19
STEELERS	4	3:29	J. Stallworth 45 yd. pass from T. Bradshaw (R. Gerela, kick) (4-71, 2:14)	10	26
STEELERS	4	4:03	L. Swann 38 yd. pass from T. Bradshaw (R. Gerela, kick) (2-29, 0:21)	10	33

## BRONCOS DEFENSIVE LEADERS

(Based on unofficial press box totals)

Player	UT	A	TT	PD	FR	FF	S-Yds	I-yds
R. Gradishar	8	5	13	0	0	0	0-0	0-0
S. Foley	7	2	9	1	0	0	0-0	0-0
B. Swenson	6	3	9	1	0	0	0-0	0-0
J. Rizzo	6	2	8	1	0	0	0-0	0-0
L. Wright	5	1	6	1	0	0	0-0	0-0
L. Alzado	4	2	6	0	0	0	0-0	0-0
T. Jackson	4	2	6	1	0	0	0-0	0-0
B. Chavous	3	2	5	0	0	0	0-0	0-0
L. Evans	3	1	4	0	0	0	0-0	0-0
J. Grant	3	1	4	0	0	0	0-0	0-0
B. Manor	3	1	4	0	0	0	0-0	0-0
B. Thompson	3	1	4	1	0	0	0-0	0-0
R. Carter	2	1	3	0	0	0	0-0	0-0
B. Jackson	2	1	3	1	1	0	0-0	0-0
G. Turk	2	0	2	0	0	0	0-0	0-0
C. West	1	0	1	0	0	0	0-0	0-0
C. Latimer	1	0	1	0	0	0	0-0	0-0
Team Totals	63	25	98	6	1	0	0-0	1-4

## FINAL INDIVIDUAL STATISTICS

Denver Broncos							Pittsburgh Steelers						
RUSHING	ATT	YDS	AVG	LG	TD		RUSHING	ATT	YDS	AVG	LG	TD	
N. Weese	4	43	10.7	12	0		F. Harris	24	105	4.4	18	2	
D. Preston	4	14	3.5	10	1		R. Bleier	8	26	3.2	8	0	
J. Keyworth	5	12	2.0	5	0		R. Moser	2	6	3.0	3	0	
R. Lytle	5	6	1.2	4	0		T. Bradshaw	2	4	2.0	4	0	
L. Perrin	6	6	1.0	8	0		S. Thornton	1	4	2.0	3	0	
O. Armstrong	1	3	3.0	3	0		J. Deloplain	1	4	4.0	4	0	
L. Canada	1	3	3.0	3	0		J. Smith	1	4	4.0	4	0	
Total	27	87	3.2	12	1		Total	40	153	3.8	18	2	

PASSING							PASSING						
ATT	CMP	YDS	TD	LG	IN		ATT	CMP	YDS	TD	LG	IN	
N. Weese	16	8	118	5/30	0	28	0	0	0	0	0	0	0
C. Morton	3	3	34	1/7	0	19	0	0	0	0	0	0	0
B. Dilts	1	1	16	0/0	0	16	0	0	0	0	0	0	0
Total	22	12	168	6/37	0	28	0	0	0	0	0	0	0

RECEIVING							RECEIVING						
NO	YDS	LONGEST	TD				NO	YDS	LONGEST	TD			
J. Dolbin	4	77	28	0			J. Stallworth	10	156	45	1		
H. Moses	2	33	19	0			R. Grossman	4	64	22	0		
D. Preston	2	19	16	0			L. Swann	2	52	38	1		
L. Perrin	2	16	11	0									
R. Odoms	1	24	24	0									
R. Lytle	1	1	1	0									
Total	12	168	28	0			Total	16	272	45	2		

INTERCEPTIONS							INTERCEPTIONS						
NO	YDS	LONGEST	TD				NO	YDS	LONGEST	TD			
B. Swenson	1	4	4	0									
B. Thompson	0	6	6	0									
Total	1	10	6	0			Total	0	0	0	0		

PUNTING							PUNTING						
NO	YDS	AVG	TB	IN20	LG		NO	YDS	AVG	TB	IN20	LG	
B. Dilts	6	204	34.0	0	1	43	C. Colquitt	2	72	36.0	0	1	38
Total	6	204	34.0	0	1	43	Total	2	72	36.0	0	1	38

PUNT RETURNS							PUNT RETURNS						
NO	FC	YDS	LG	TD			NO	FC	YDS	LG	TD		
R. Upchurch	2	0	30	22	0		T. Bell	3	1	7	4	0	
							J. Deloplain	1	0	21	21	0	
							J. Smith	0	1	0	0	0	
							Returns	4	2	28	21	0	

KICKOFF RTNS							KICKOFF RTNS						
NO	FC	YDS	LG	TD			NO	FC	YDS	LG	TD		
R. Upchurch	3	47	24	0			L. Anderson	2	57	30	0		
L. Perrin	1	18	18	0			S. Thornton	1	8	8	0		
J. Keyworth	1	5	5	0									
C. Paine	1	0	0	0			Returns	3	65	30	0		
Returns	6	70	24	0									

FUMBLES							FUMBLES						
FUM	OWN-REC	YDS	TD	FORCED	OPP-REC	YDS	TD	OUT-BDS					
L. Canada	1	0	0	0	0	0	0	0	0	0	0	0	0
T. Jackson	0	0	0	0	0	0	0	0	0	0	0	0	0
R. Upchurch	1	0	0	0	0	0	0	0	0	0	0	0	0
Total	2	0	0	0	0	0	0	1	0	0	0	0	0

PITTSBURGH STEELERS							PITTSBURGH STEELERS						
FUM	OWN-REC	YDS	TD	FORCED	OPP-REC	YDS	TD	OUT-BDS					
D. Shell	0	0	0	0	0	0	0	0	0	0	0	0	0
T. Bell	1	0	0	0	0	0	0	0	0	0	0	0	0
T. Dungy	0	1	0	0	0	0	0	0	0	0	0	0	0
T. Bradshaw	2	1	-12	0	0	0	0	0	0	0	0	0	0
R. Bleier	1	0	0	0	0	0	0	0	0	0	0	0	0
R. Grossman	0	1	0	0	0	0	0	0	0	0	0	0	0
D. Winston	0	0	0	0	0	0	0	0	0	0	0	0	0
Total	4	3	-12	0	0	0	2	0	0	0	0	0	0

## FINAL TEAM STATISTICS

	VISITOR BRONCOS	HOME STEELERS
TOTAL FIRST DOWNS	15	24
By Rushing	5	9
By Passing	8	11
By Penalty	2	
THIRD DOWN EFFICIENCY	3-14-21%	6-14-43%
FOURTH DOWN EFFICIENCY	1-2-50%	3-4-75%
TOTAL NET YARDS	218	425
Total Offensive Plays (inc. times thrown passing)	55	69
Average gain per offensive play	3.9	6.1
NET YARDS RUSHING	87	153
Total Rushing Plays	27	40
Average gain per rushing play	3.2	3.8
NET YARDS PASSING	131	272
Times thrown – yards lost attempting to pass	6-37	0-0
Gross yards passing	168	272
PASS ATTEMPTS-COMPLETIONS-HAD INTERCEPTED	22-12-0	29-16-1
Average gain per pass play (inc. # thrown passing)	4.8	9.4
PUNTS Number and Average	6-34	2-36
Had Blocked	0	0
FGs – PATs Had Blocked	1-0	0-0
TOTAL RETURN YARDAGE (Not Including Kickoffs)	110	93
No. and Yards Punt Returns	2-30	4-28
No. and Yards Kickoff Returns	6-70	3-65
No. and Yards Interception Returns	1-10	0-0
PENALTIES Number and Yards	8-104	11-88
FUMBLES Number and Lost	2-2	4-1
TOUCHDOWNS	1	4
Rushing	1	2
Passing	0	2
EXTRA POINTS Made-Attempts	1-1	3-4
FIELD GOALS Made-Attempts	1-2	2-2
FINAL SCORE	10	33
TIME OF POSSESSION	29:39	30:21



# SUPER BOWL XII

## DALLAS 27, DENVER 10

Jan. 15, 1978 • Louisiana Superdome • New Orleans, La.

Weather: Indoors • Attendance: 76,400 • Time: 3:32

The Dallas Cowboys evened their Super Bowl record at 2-2 by defeating the Denver Broncos 27-10 before a sellout crowd of 76,400, plus 90 million television viewers, the largest audience ever to watch a sporting event.

Dallas converted two pass interceptions — by safety Randy Hughes and cornerback Aaron Kyle — into 10 points and Efen Herrera added a 35-yard field goal to give the Cowboys a 13-0 half-time advantage. The Denver offense had trouble getting untracked against the hard-hitting Cowboy defense. The Broncos lost three fumbles and were intercepted twice on their last five possessions of the first half.

The Broncos came back momentarily at the outset of the third period. Craig Morton engineered a drive to the Cowboys 30-yard line from where Jim Turner booted a 47-yard field goal to make the score 13-3. After an exchange of punts, Dallas wide receiver Butch Johnson made a spectacular diving catch in the end zone to complete a 45-yard pass from Roger Staubach to put the Cowboys ahead 20-3.

However, the momentum swung back to the Broncos as Rick Upchurch returned the kickoff 67 yards to the Dallas 26. On the second play of the series, Noris Weese relieved Craig Morton at quarterback. Morton, who was intercepted only eight times during the regular season, had thrown a Super Bowl record four interceptions. Weese guided the Broncos to a touchdown — a one-yarder by Ron Kyle — to cut the Dallas lead to 20-10 with 5:39 left in the third quarter.

But Dallas clinched the victory when running back Robert Newhouse threw a 29-yard touchdown pass to Golden Richards on an option play with 7:04 remaining in the game. It was the first pass thrown by Newhouse since the 1975 regular season. The Cowboys' offense amassed 325 yards while the defense limited the Broncos to 156 in a game that saw the Cowboys control the ball 38:34 to Denver's 21:26.

Roger Staubach completed 17 of 25 passes for 183 yards while Harvey Martin and Randy White — who were named co-MVPs — led the Cowboys defense which recovered four fumbles and intercepted four passes.

### OFFICIALS

Referee — Jim Tunney (32); Umpire — Joe Conrelli (57); Line Judge — Art Holst (33);

Head Linesman — Tony Velen (36); Back Judge — Ray Douglas (5); Field Judge — Bob Wortman (84)

### STARTING LINEUPS

Dallas Cowboys				Denver Broncos			
Offense		Defense		Offense		Defense	
WR 56 B. Johnson	LE 72 E. Jones	WR 52 J. Dobbin	LE 79 B. Chavous	LT 74 A. Maurer	NT 68 R. Carter	LT 74 A. Maurer	NT 68 R. Carter
LT 73 R. Neely	LT 75 J. Pugh	LG 62 T. Glasco	RE 77 L. Alzado	LG 62 T. Glasco	RE 77 L. Alzado	LG 62 T. Glasco	RE 77 L. Alzado
LG 63 H. Scott	RT 84 R. White	C 52 M. Montferrer	LOLB 51 B. Swenson	C 52 M. Montferrer	LOLB 51 B. Swenson	C 52 M. Montferrer	LOLB 51 B. Swenson
C 52 J. Fitzgerald	RE 79 H. Martin	RG 60 P. Howard	JLB 59 J. Rizzo	RG 60 P. Howard	JLB 59 J. Rizzo	RG 60 P. Howard	JLB 59 J. Rizzo
RG 64 T. Ralfferty	LLB 56 T. Henderson	RT 71 C. Minor	RILB 53 R. Gradishar	RT 71 C. Minor	RILB 53 R. Gradishar	RT 71 C. Minor	RILB 53 R. Gradishar
RT 67 P. Donovan	MLB 53 B. Breunig	TE 88 R. Odums	ROLB 57 T. Jackson	TE 88 R. Odums	ROLB 57 T. Jackson	TE 88 R. Odums	ROLB 57 T. Jackson
TE 89 B. DuPree	RLB 50 D.D. Lewis	QB 25 H. Moses	LCB 20 L. Wright	QB 25 H. Moses	LCB 20 L. Wright	QB 25 H. Moses	LCB 20 L. Wright
WR 88 D. Pearson	LCB 31 B. Barnes	QB 43 C. Morton	RCB 43 S. Foley	QB 43 C. Morton	RCB 43 S. Foley	QB 43 C. Morton	RCB 43 S. Foley
QB 12 R. Staubach	RCB 25 A. Kyle	RB 24 O. Armstrong	SS 36 B. Thompson	RB 24 O. Armstrong	SS 36 B. Thompson	RB 24 O. Armstrong	SS 36 B. Thompson
RB 33 T. Dorsett	SS 41 C. Waters	RB 32 J. Kayworth	FB 29 B. Jackson	RB 32 J. Kayworth	FB 29 B. Jackson	RB 32 J. Kayworth	FB 29 B. Jackson
RB 44 R. Newhouse	FS 43 C. Harris						

DENVER SUBSTITUTIONS: 10 B. Dills, 14 N. Weese, 15 J. Turner, 21 R. Poll, 30 J. Jensen, 35 L. Perrin, 40 R. Rich, 41 R. Lytle, 50 B. Maples, 55 G. Turk, 56 L. Evans, 58 R. Nairne, 63 J. Grant, 65 G. Hyde, 66 B. Manor, 70 P. Smith, 73 H. Allison, 80 R. Upchurch, 85 R. Eglott, 86 J. Schultz. **DID NOT PLAY:** 12 C. Penrose. **INACTIVE:** 26 L. Riley, 67 S. Schindler.

### FIELD GOALS (made ( ) & missed)

E. Herrera	(35)	(43)	43WL	32WRI	44WL	J. Turner	(47)
	1	2	3	4	OT	TOTAL	
VISITOR	Dallas Cowboys	10	3	7	—	27	
HOME	Denver Broncos	0	0	10	0	10	

Team	Qtr	Elapsed Time	SCORING PLAY	SCORE
				Visitor Home
COWBOYS	1	10:31	T. Dorsett 3 yd. run (E. Herrera, kick) (5-25, 2:40)	7 0
COWBOYS	1	13:29	E. Herrera 35 yd. Field Goal (6-17, 1:56)	10 0
COWBOYS	2	3:44	E. Herrera 43 yd. Field Goal (8-32, 3:31)	13 0
BRONCOS	3	2:28	J. Turner 47 yd. Field Goal (9-35, 2:28)	13 3
COWBOYS	3	8:01	B. Johnson 45 yd. pass from R. Staubach (E. Herrera, kick) (6-58, 2:29)	20 3
BRONCOS	3	9:21	R. Lytle 1 yd. run (J. Turner, kick) (5-26, 1:20)	20 10
COWBOYS	4	7:56	G. Richards 29 yd. pass from R. Newhouse (E. Herrera, kick) (1-29, 0:07)	27 10

### BRONCOS DEFENSIVE LEADERS

(Based on unofficial press box totals)

Player	UT	A	TT	PD	FR	FF	S-Yds	I-yds
J. Rizzo	6	3	9	1	0	0	0-0	0-0
R. Carter	6	2	8	0	1	0	2-10	0-0
R. Gradishar	5	3	8	1	0	0	0-0	0-0
T. Jackson	7	0	7	1	1	0	1-9	0-0
L. Alzado	6	1	7	0	0	0	2-16	0-0
B. Jackson	5	2	7	1	0	0	0-0	0-0
B. Swenson	4	2	6	1	0	0	0-0	0-0
B. Thompson	3	2	5	2	0	0	0-0	0-0
L. Wright	3	2	5	2	0	0	0-0	0-0
P. Smith	2	1	3	0	0	0	0-0	0-0
B. Chavous	2	0	2	0	0	0	0-0	0-0
J. Grant	2	1	2	0	0	0	0-0	0-0
S. Foley	1	1	2	0	0	0	0-0	0-0
R. Poll	1	1	2	0	0	0	0-0	0-0
R. Rich	1	0	1	0	0	0	0-0	0-0
R. Nairne	1	0	1	0	0	0	0-0	0-0
B. Manor	1	0	1	0	0	0	0-0	0-0
Team Totals	56	21	77	9	2	0	5-35	0-0

### FINAL INDIVIDUAL STATISTICS

Dallas Cowboys						Denver Broncos					
RUSHING	ATT	YDS	AVG	LG	TD	RUSHING	ATT	YDS	AVG	LG	TD
T. Dorsett	15	66	4.4	19	1	R. Lytle	10	35	3.5	16	1
R. Newhouse	14	55	3.9	10	0	O. Armstrong	7	27	3.9	18	0
D. White	1	13	13.0	13	0	N. Weese	3	26	8.7	10	0
P. Pearson	3	11	3.7	5	0	J. Jensen	1	16	16.0	16	0
R. Staubach	3	8	2.0	5	0	J. Kayworth	5	8	1.6	6	0
S. Laidlaw	1	1	1.0	1	0	L. Perrin	3	8	2.7	4	0
B. Johnson	1	-9	-9.0	-9	0						
Total	38	143	3.8	19	1	Total	29	121	4.2	18	1

TKD/							TKD/							
PASSING	ATT	CMP	YDS	YD/TD	LG	IN	PASSING	ATT	CMP	YDS	YD/TD	LG	IN	
R. Staubach	25	17	183	5/35	1	45L	C. Morton	15	4	39	2/20	0	21	4
D. White	2	1	5	0/0	0	5	N. Weese	10	4	22	2/6	0	9	0
R. Newhouse	1	1	29	0/0	1	29L								
Total	28	19	217	5/35	2	45L	Total	25	8	61	4/26	0	21	4

RECEIVING						RECEIVING					
	NO	YDS	LONGEST	TD			NO	YDS	LONGEST	TD	
P. Pearson	5	37	11	0	J. Dobbin	2	24	15	0		
B. DuPree	4	66	19	0	R. Odums	2	9	10	0		
R. Newhouse	3	-1	5	0	H. Moses	1	21	21	0		
B. Johnson	2	53	45L	1	R. Upchurch	1	9	9	0		
G. Richards	2	38	29L	1	J. Jensen	1	5	5	0		
T. Dorsett	2	11	15	0	L. Perrin	1	-7	-7	0		
D. Pearson	1	13	13	0							
Total	19	217	45L	2	Total	8	61	21	0		

INTERCEPTIONS						INTERCEPTIONS					
	NO	YDS	LONGEST	TD			NO	YDS	LONGEST	TD	
M. Washington	1	27	27	0							
A. Kyle	1	19	19	0							
B. Barnes	1	0	0	0							
R. Hughes	1	0	0	0							
Total	4	46	27	0	Total	0	0	0	0	0	

Total	4		46	27		0	Total	0		0	0		0
PUNTING	NO	YDS	AVG	TB	IN20	LG	PUNTING	NO	YDS	AVG	TB	IN20	LG
D. White	5	208	41.6	0	0	53	B. Dills	4	153	38.2	1	1	46
Total	5	208	41.6	0	0	53	Total	4	153	38.2	1	1	46

PUNT RETURNS						PUNT RETURNS					
	NO	FC	YDS	LG	TD		NO	FC	YDS	LG	TD
T. Hill	1	1	0	0	0	R. Upchurch	3	0	22	8	0
						J. Schultz	1	0	0	0	0

Returns	1	0	0	0	Returns	3	22	8	0		
KICKOFF RTNS	NO	FC	YDS	LG	TD	KICKOFF RTNS	NO	FC	YDS	LG	TD
B. Johnson	2		29	15	0	R. Upchurch	3		94	67	0

L. Brinson	1	22	22	0	J. Schultz	2	62	37	0
					J. Jensen	1	17	17	0
Returns	3	51	22	0	Returns	6	173	67	0

Dallas Cowboys						Denver Broncos					
FUMBLES	FUM	OWN-REC	YDS	TD	FORCED	OPP-REC	YDS	TD	OUT-BDS		
B. Johnson	3	2	0	0	0	0	0	0	0		
T. Hill	1	1	0	0	0	0	0	0	0		
T. Dorsett	1	0	0	0	0	0	0	0	0		
B. DuPree	1	0	0	0	0	0	0	0	0		
R. Staubach	1	0	0	0	0	0	0	0	0		
J. Fitzgerald	0	1	0	0	0	0	0	0	0		
B. Husher (1-0), R. Hughes (2-21) and A. Kyle (1-0) each had opponent recoveries.											
Total	6	4	0	0	0	4	21	0	0		

Denver Broncos						FUMBLES					
FUMBLES	FUM	OWN-REC	YDS	TD	FORCED	OPP-REC	YDS	TD	OUT-BDS		
J. Schultz	1	0	0	0	0	0	0	0	0		
J. Dobbin	1	0	0	0	0	0	0	0	0		
R. Odums	1	0	0	0	0	0	0	0	0		
N. Weese	1	0	0	0	0	0	0	0	0		
T. Jackson	0	0	0	0	0	1	0	0	0		
R. Carter	0	0	0	0	0	1	0	0	0		
Total	4	0	0	0	0	2	0	0	0		

### FINAL TEAM STATISTICS

	VISITOR COWBOYS	HOME BRONCOS
TOTAL FIRST DOWNS	17	11
By Rushing	8	8
By Passing	8	1
By Penalty	1	2
THIRD DOWN EFFICIENCY	6-17-35%	3-14-21%
FOURTH DOWN EFFICIENCY	1-1-100%	3-4-75%
TOTAL NET YARDS	325	156
Total Offensive Plays (inc. times thrown passing)	71	58
Average gain per offensive play	4.6	2.7
NET YARDS RUSHING	143	121
Total Rushing Plays	38	29
Average gain per rushing play	3.8	4.2
NET YARDS PASSING	162	35
Times thrown — yards lost attempting to pass	5-35	4-26
Gross yards passing	217	61
PASS ATTEMPTS-COMPLETIONS-HAD INTERCEPTED	26-19-0	25-6-4
Average gain per pass play (inc. # thrown passing)	6.6	2.1
PUNTS Number and Average	5-42	4-38
Had Blocked	0	0
FGs — PATs Had Blocked	0-0	0-0
TOTAL RETURN YARDAGE (Not Including Kickoffs)	97	195
No. and Yards Punt Returns	1-0	4-22
No. and Yards Kickoff Returns	3-51	6-173
No. and Yards Interception Returns	4-46	0-0
PENALTIES Number and Yards	12-94	8-60
FUMBLES Number and Lost	6-2	4-4
TOUCHDOWNS	3	1
Rushing	1	1
Passing	2	0
Returns	0	0
EXTRA POINTS Made-Attempts	3-3	1-1
FIELD GOALS Made-Attempts	2-5	1-1
SAFETIES	0	0
FINAL SCORE	27	10
TIME OF POSSESSION	38:34	21:26

## 1977 AFC CHAMPIONSHIP GAME

DENVER 20, OAKLAND 17

Jan. 1, 1978 • Mile High Stadium • Denver

Weather: Mostly Sunny, 18°, Wind NE 3 mph • Attendance: 74,982 • Time: 2:55

Denver quarterback Craig Morton threw two touchdown passes to Haven Moses as the Broncos defeated the defending NFL Champion Oakland Raiders 20-17 and moved into their first Super Bowl.

Morton, who was drafted and spent nine-and-a-half years with the Cowboys, would face his former Dallas teammates after completing 10 of 20 passes for 224 yards. It would be the second meeting in five weeks for these two teams—Dallas won 14-6 in the regular season finale as Morton played only the opening series due to a bruised hip.

On a sunny, 18-degree day before 74,982 Denver partisans, the Raiders scored on their initial possession as Errol Mann kicked a 20-yard field goal to climax an 18-play drive. Morton hit Moses for their first scoring hookup two plays later on a 74-yard touchdown bomb, and the Broncos were on top to stay.

Denver took advantage of two Oakland turnovers in the second half to win its second game in three meetings with Raiders during the 1977 season. Defensive end Brisson Manor recovered running back Clarence Davis' fumble at the Oakland 17 and running back Jon Keyworth scored from the 1-yard line to increase the margin to 14-3 in the third quarter.

Oakland quarterback Ken Stabler hit tight end Dave Casper on the first of two scoring passes to narrow the lead to 14-10 with 39 seconds elapsed in the final period. But on Oakland's next possession, linebacker Bob Swenson intercepted a Stabler pass and ran to the Raiders' 14. Morton then threw 12 yards to Moses for the Broncos' final touchdown. Oakland finished the scoring on the next series as Stabler threw 17 yards to Casper for the game's last touchdown.

Denver controlled the ball for the final 3:08 and gave Red Miller the AFC title in his first year as head coach. Moses, a 10-year veteran, had five receptions for 168 yards. The Denver defense, which was No. 1 against the rush in the NFL during the regular season, held the Raiders to 94 yards on the ground.

## OFFICIALS

Referee—Chuck Heberling (46); Umpire—Ralph Morcroft (15); Line Judge—Bruce Alford (24); Head Linesman—Ed Marion (26); Back Judge—Stan Javie (29); Field Judge—Arman Terzian (23)

## STARTING LINEUPS

Oakland Raiders				Denver Broncos			
Offense		Defense		Offense		Defense	
WR 21 C. Branch	LE 72 J. Matuszak	WR 82 J. Dolbin	DE 79 B. Chavous	LT 74 A. Maurer	NT 68 R. Carter	LT 74 A. Maurer	NT 68 R. Carter
LT 78 A. Shell	ME 74 D. Rowe	LG 62 T. Glassic	DE 77 L. Alzado	LG 62 T. Glassic	DE 77 L. Alzado	LG 62 T. Glassic	DE 77 L. Alzado
LG 63 G. Upshaw	RE 60 C. Sistrunk	C 52 M. Montier	LB 53 R. Gradishar	C 52 M. Montier	LB 53 R. Gradishar	C 52 M. Montier	LB 53 R. Gradishar
C 50 D. Dalby	LB 52 F. Rice	RG 60 P. Howard	LB 51 B. Swenson	RG 60 P. Howard	LB 51 B. Swenson	RG 60 P. Howard	LB 51 B. Swenson
RG 64 G. Buehler	LB 58 M. Johnson	RT 71 C. Minor	LB 57 T. Jackson	RT 71 C. Minor	LB 57 T. Jackson	RT 71 C. Minor	LB 57 T. Jackson
RT 70 H. Lawrence	LB 39 W. Hall	TE 88 R. Odums	LB 59 J. Rizzo	TE 88 R. Odums	LB 59 J. Rizzo	TE 88 R. Odums	LB 59 J. Rizzo
TE 67 D. Casper	LB 83 T. Hendricks	WR 25 H. Moses	LC 20 L. Wright	WR 25 H. Moses	LC 20 L. Wright	WR 25 H. Moses	LC 20 L. Wright
WR 25 F. Biletnikoff	CB 37 L. Hayes	QB 7 C. Morton	RC 43 S. Foley	QB 7 C. Morton	RC 43 S. Foley	QB 7 C. Morton	RC 43 S. Foley
QB 12 K. Stabler	CB 24 W. Brown	RB 41 R. Lytle	S 36 B. Thompson	RB 41 R. Lytle	S 36 B. Thompson	RB 41 R. Lytle	S 36 B. Thompson
RB 28 C. Davis	S 26 S. Thomas	RB 32 J. Keyworth	S 29 B. Jackson	RB 32 J. Keyworth	S 29 B. Jackson	RB 32 J. Keyworth	S 29 B. Jackson
FB 30 M. van Egghen	S 32 J. Tatum						

DENVER SUBSTITUTIONS: 10 B. Dilts, 14 N. Weese, 15 J. Turner, 21 R. Pott, 24 O. Armstrong, 30 J. Jensen, 35 L. Perrin, 40 R. Rich, 50 B. Maples, 55 G. Turk, 56 L. Evans, 58 R. Naimie, 63 J. Grant, 65 G. Hyde, 66 B. Manor, 67 S. Schindler, 70 P. Smith, 80 R. Upchurch, 85 R. Eglott, 86 J. Schultz. DID NOT PLAY: 12 C. Penrose. INACTIVE: 26 L. Riley, 73 H. Allison.

## FIELD GOALS (made ( ) &amp; missed)

E. Mann	(20)	19	hit	upright	J. Turner	40WL	21	WR	44WL
VISITOR	Oakland Raiders	1	2	3	4	OT	TOTAL		
HOME	Denver Broncos	3	0	0	14	—	20		
		7	0	7	6	—	20		

Team	Qtr	Elapsed Time	SCORING PLAY	Visitor	Home
RAIDERS	1	10:34	E. Mann 20 yd. Field Goal (18-54, 7:44)	3	0
BRONCOS	1	11:01	H. Moses 74 yd. pass from C. Morton (J. Turner, kick) (2-69, 0:27)	3	7
BRONCOS	3	6:23	J. Keyworth 1 yd. run (J. Turner, kick) (4-17, 1:48)	3	14
RAIDERS	4	0:39	D. Casper 7 yd. pass from K. Stabler (E. Mann, kick) (8-48, 2:25)	10	14
BRONCOS	4	7:17	H. Moses 12 yd. pass from C. Morton (pass failed) (3-17, 1:29)	10	20
RAIDERS	4	11:44	D. Casper 17 yd. pass from K. Stabler (E. Mann, kick) (8-74, 4:17)	17	20

## BRONCOS DEFENSIVE LEADERS

(Based on unofficial press box totals)

Player	UT	A	TT	PD	FR	FF	S-Yds	I-yds
R. Gradishar	4	4	8	2	0	0	0-0	0-0
L. Alzado	5	2	7	0	0	0	0-0	0-0
B. Jackson	6	0	6	1	0	0	0-0	0-0
J. Rizzo	4	2	6	1	0	0	0-0	0-0
B. Swenson	4	2	6	0	0	0	0-0	1-14
R. Carter	3	3	6	0	0	0	1-11	0-0
J. Grant	5	0	5	0	0	0	0-0	0-0
B. Thompson	5	0	5	0	0	0	0-0	0-0
T. Jackson	4	1	5	0	0	0	0-0	0-0
L. Wright	3	0	3	0	0	0	0-0	0-0
B. Chavous	2	1	3	1	0	0	0-0	0-0
S. Foley	2	0	2	7	0	0	0-0	0-0
L. Evans	1	0	1	0	1	0	0-0	0-0
R. Naimie	0	1	1	0	0	0	0-0	0-0
B. Manor	0	0	0	1	1	0	0-0	0-0
Team Totals	48	16	64	13	2	0	1-11	1-14

## FINAL INDIVIDUAL STATISTICS

Oakland Raiders							Denver Broncos								
RUSHING	ATT	YDS	AVG	LG	TD		RUSHING	ATT	YDS	AVG	LG	TD			
M. van Egghen	20	71	3.6	13	0		L. Perrin	11	42	3.8	10	0			
P. Banaszak	7	22	3.1	9	0		R. Lytle	7	26	3.7	8	0			
C. Davis	9	1	0.1	6	0		J. Keyworth	8	19	2.4	7	1			
							O. Armstrong	7	16	2.3	8	0			
							J. Jensen	1	2	2.0	2	0			
							C. Morton	2	-4	-2.0	-2	0			
							H. Moses	1	-10	-10.0	-10	0			
Total	36	94	2.6	13	0		Total	37	91	2.5	10	1			
TKD/							TKD/								
PASSING	ATT	CMP	YDS	YD TD	LG	IN	PASSING	ATT	CMP	YDS	YD TD	LG	IN		
K. Stabler	35	17	215	1/11	2	26	1	C. Morton	20	20	224	1/7	2	74	1
Total	35	17	215	1/11	2	26	1	Total	20	20	224	1/7	2	74	1
RECEIVING							RECEIVING								
NO	YDS	LONGEST	TD				NO	YDS	LONGEST	TD					
D. Casper	5	71	26	2			H. Moses	5	168	74	2				
F. Biletnikoff	4	38	15	0			L. Perrin	2	20	16	0				
C. Branch	3	59	24	0			J. Jensen	1	20	20	0				
M. van Egghen	2	8	5	0			R. Odoms	1	13	13	0				
M. Bradshaw	1	25	25	0			J. Keyworth	1	3	3	0				
M. Siani	1	12	12	0											
P. Banaszak	1	2	2	0											
Total	17	215	26	2			Total	10	224	74	2				
INTERCEPTIONS							INTERCEPTIONS								
NO	YDS	LONGEST	TD				NO	YDS	LONGEST	TD					
F. Rice	1	11	11	0			B. Swenson	1	14	14	0				
Total	1	11	11	0			Total	1	14	14	0				
PUNTING							PUNTING								
NO	YDS	AVG	TB	IN20	LG		NO	YDS	AVG	TB	IN20	LG			
R. Guy	5	180	36.0	2	0	44	B. Dilts	4	163	40.8	0	1	55		
Total	5	180	36.0	2	0	44	Total	4	163	40.8	0	1	55		
PUNT RETURNS							PUNT RETURNS								
NO	FC	YDS	LG	TD			NO	FC	YDS	LG	TD				
C. Garrett	2	0	5	5	0		R. Upchurch	2	0	12	9	0			
Returns	2	0	5	5	0		Returns	2	0	12	9	0			
KICKOFF RTNS							KICKOFF RTNS								
NO	FC	YDS	LG	TD			NO	FC	YDS	LG	TD				
C. Garrett	3	111	62	0			R. Upchurch	2	33	18	0				
C. Davis	1	25	25	0			J. Schultz	1	20	20	0				
Returns	4	136	62	0			R. Lytle	1	14	14	0				
							Returns	4	67	20	0				

Oakland Raiders							Denver Broncos						
FUMBLE	FUM	OWN-REC	YDS	TD	FORCED	OPP-REC	YDS	TD	OUT-BDS				
C. Davis	1	0	0	0	0	0	0	0	0	0	0	0	0
C. Garrett	1	0	0	0	0	0	0	0	0	0	0	0	0
Total	2	0	0	0	0	0	0	0	0	0	0	0	0
Denver Broncos							FUMBLE						
FUMBLE	FUM	OWN-REC	YDS	TD	FORCED	OPP-REC	YDS	TD	OUT-BDS				
B. Manor	0	0	0	0	0	0	0	1	0	0	0	0	0
L. Evans	0	0	0	0	0	0	0	1	0	0	0	0	0
Total	0	0	0	0	0	0	0	2	0	0	0	0	0

## FINAL TEAM STATISTICS

VISITOR RAIDERS		HOME BRONCOS	
TOTAL FIRST DOWNS	20	16	
By Rushing	6	6	
By Passing	11	8	
By Penalty	3	2	
THIRD DOWN EFFICIENCY	7-16-44%	5-13-39%	
FOURTH DOWN EFFICIENCY	1-1-100%	0-0-0%	
TOTAL NET YARDS	298	306	
Total Offensive Plays (inc. times thrown passing)	72	58	
Average gain per offensive play	4.1	5.3	
NET YARDS RUSHING	94	91	
Total Rushing Plays	36	37	
Average gain per rushing play	2.6	2.5	
NET YARDS PASSING	204	217	
Times thrown — yards lost attempting to pass	1-1	1-7	
Gross yards passing	215	224	
PASS ATTEMPTS-COMPLETIONS-HAD INTERCEPTED	35-17-1	20-10-1	
Average gain per pass play (inc. # thrown passing)	5.7	10.3	
PUNTS Number and Average	5-36	4-41	
Had Blocked	0	0	
FGs — PATs Had Blocked	0-0	0-0	
TOTAL RETURN YARDAGE (Not including Kickoffs)	152	93	
No. and Yards Punt Returns	2-5	2-12	
No. and Yards Kickoff Returns	4-136	4-67	
No. and Yards Interception Returns	1-11	1-14	
PENALTIES Number and Yards	2-6	8-46	
FUMBLE Number and Lost	2-2	0-0	
TOUCHDOWNS	2	3	
Rushing	0	1	
Passing	2	2	
Returns	0	0	
EXTRA POINTS Made-Attempts	2-2	2-3	
FIELD GOALS Made-Attempts	1-2	0-3	
SAFETIES	0	0	
FINAL SCORE	17	20	
TIME OF POSSESSION	32:59	27:01	

# 1977 AFC DIVISIONAL PLAYOFF GAME

DENVER 34, PITTSBURGH 21

Dec. 24, 1977 • Mile High Stadium • Denver

Weather: Sunny, 43°, Wind E 9 mph • Attendance: 75,011 • Time: 3:15

After ties at 7, 14, and 21, veteran Jim Turner kicked a 44-yard field goal to put Denver ahead to stay as the Broncos — in their first playoff game ever — beat the perennial AFC Central Champion Steelers.

Leading 24-21, the Broncos capped their victory with two fourth-quarter interceptions by linebacker Tom Jackson, the last of which set up Craig Morton's 34-yard game-clinching touchdown pass to Jack Dolbin.

Denver capitalized on a blocked punt and a fumble recovery for two scores in the first half, which ended 14-14. Morton and Steeler quarterback Terry Bradshaw traded touchdown passes in the second half before Turner's kick, Jackson's interceptions, and Morton's arm kept Pittsburgh from the AFC title game for the first time in four years.

The Denver victory set up a third game between the AFC Western Champion Broncos and the AFC Wild Card Raiders, who split two regular season games.

## OFFICIALS

Referee — Gene Barth (14); Umpire — Paul Trepinski (22); Line Judge — Royal Catlicart (16); Head Linesman — Frank Glover (85); Back Judge — Bob Rice (80); Field Judge — Ed Menfield (76).

## STARTING LINEUPS

Pittsburgh Steelers					Denver Broncos				
Offense					Defense				
WR 82 J. Stallworth	LE 64 S. Furness	WR 25 H. Moses	LE 79 B. Chavous		WR 25 H. Moses	LE 79 B. Chavous			
LT 57 S. Davis	LT 75 J. Greene	LT 74 A. Maurer	NT 68 R. Carter		LT 74 A. Maurer	NT 68 R. Carter			
LG 55 J. Kolb	RT 63 E. Holmes	LG 52 T. Glassic	RE 77 L. Alzado		LG 52 T. Glassic	RE 77 L. Alzado			
C 52 M. Webster	RE 78 D. White	C 52 M. Montier	LB 51 B. Swenson		C 52 M. Montier	LB 51 B. Swenson			
RG 50 J. Clark	LB 59 J. Ham	RG 60 P. Howard	LB 53 R. Gradishar		RG 60 P. Howard	LB 53 R. Gradishar			
RT 74 R. Pinney	LB 58 J. Lambert	RT 71 C. Minor	LB 57 T. Jackson		RT 71 C. Minor	LB 57 T. Jackson			
TE 79 L. Brown	LB 51 L. Toews	TE 88 R. Odoms	LB 59 J. Rizzo		TE 88 R. Odoms	LB 59 J. Rizzo			
WR 88 L. Swann	CB 24 J.T. Thomas	WR 82 J. Dolbin	LCB 20 L. Wright		WR 82 J. Dolbin	LCB 20 L. Wright			
QB 12 T. Bradshaw	CB 45 J. Allen	QB 7 C. Morton	RCB 43 S. Foley		QB 7 C. Morton	RCB 43 S. Foley			
RB 20 R. Bleier	S 31 D. Shell	RB 41 R. Lytle	S 36 B. Thompson		RB 41 R. Lytle	S 36 B. Thompson			
RB 32 F. Harris	S 27 G. Edwards	RB 32 J. Keyworth	S 29 B. Jackson		RB 32 J. Keyworth	S 29 B. Jackson			

DENVER SUBSTITUTIONS: 10 B. Dilts, 14 N. Weese, 15 J. Turner, 21 R. Polti, 24 O. Armstrong, 30 J. Jensen, 40 R. Rich, 50 B. Maples, 55 G. Turk, 56 L. Evans, 58 R. Naima, 63 J. Grant, 65 G. Hyde, 66 B. Manor, 67 S. Schindler, 70 P. Smith, 80 R. Upchurch, 85 R. Egloff, 86 J. Schultz. DID NOT PLAY: 85 L. Perrin. INACTIVE: 26 L. Riley, 73 H. Allison.

## FIELD GOALS (made ( ) & missed)

	J. Turner	(44)	(25)	
VISITOR	1	2	3	4
HOME	0	14	0	7
	7	7	7	13

Team	Qtr	Elapsed Time	SCORING PLAY	SCORE Visitor Home
BRONCOS	1	8:47	R. Lytle 7 yd. run (J. Turner, kick) (4-17, 1:56)	0 7
STEELERS	2	5:59	T. Bradshaw 1 yd. run (R. Gerela, kick) (11-56, 5:10)	7 7
BRONCOS	2	10:45	O. Armstrong 10 yd. run (J. Turner, kick) (1-10, 0:04)	7 14
STEELERS	2	13:19	F. Harris 1 yd. run (R. Gerela, kick) (9-55, 2:35)	14 14
BRONCOS	3	13:36	R. Odoms 30 yd. pass from C. Morton (J. Turner, kick) (4-41, 1:01)	14 21
STEELERS	4	4:05	L. Brown 1 yd. pass from T. Bradshaw (R. Gerela, kick) (4-61, 1:42)	21 21
BRONCOS	4	7:43	J. Turner 44 yd. Field Goal (7-39, 3:29)	21 24
BRONCOS	4	9:50	J. Turner 44 yd. Field Goal (4-2, 1:36)	21 27
BRONCOS	4	13:16	J. Dolbin 34 yd. pass from C. Morton (J. Turner, kick) (2-33, 0:13)	21 34

## BRONCOS DEFENSIVE LEADERS

(Based on unofficial press box totals)

Player	UT	A	TT	PD	FR	FF	S-Yds	I-yds
B. Thompson	10	3	13	0	0	0	0-0	0-0
R. Gradishar	5	5	10	1	1	0	0-0	0-0
T. Jackson	7	1	8	2	0	0	0-0	2-48
J. Rizzo	5	2	7	1	0	0	0-0	0-0
B. Swenson	4	2	6	0	0	0	0-0	1-15
B. Jackson	4	1	5	1	0	0	0-0	0-0
L. Alzado	3	2	5	0	0	0	0-0	0-0
B. Chavous	4	0	4	0	0	0	0-0	0-0
L. Wright	3	0	3	2	0	0	0-0	0-0
R. Rich	1	2	3	0	0	0	0-0	0-0
R. Naima	2	1	3	0	0	0	0-0	0-0
P. Smith	1	1	2	0	0	0	0-0	0-0
G. Turk	1	1	2	0	0	0	0-0	0-0
J. Grant	0	2	2	0	0	0	0-0	0-0
R. Carter	1	0	1	0	0	0	0-0	0-0
B. Manor	1	0	1	0	0	0	0-0	0-0
R. Polti	1	0	1	1	0	0	0-0	0-0
Team Totals	53	23	76	8	1	0	0-0	3-64

## FINAL INDIVIDUAL STATISTICS

Pittsburgh Steelers							Denver Broncos						
RUSHING	ATT	YDS	AVG	LG	TD		RUSHING	ATT	YDS	AVG	LG	TD	
F. Harris	28	92	3.3	20	1		O. Armstrong	11	44	4.0	29	1	
T. Bradshaw	4	21	5.3	11	1		R. Lytle	12	26	2.2	7	1	
R. Bleier	7	14	2.0	5	0		J. Keyworth	5	20	4.4	6	0	
							J. Jensen	4	13	3.3	5	0	
							C. Morton	5	0	0.0	6	0	
Total	39	127	3.3	20	2		Total	37	103	2.8	29	2	

PITTSBURGH STEELERS							DENVER BRONCOS							
T. Bradshaw							C. Morton							
PASSING	ATT	CMP	YDS	TD	LG	IN	PASSING	ATT	CMP	YDS	TD	LG	IN	
T. Bradshaw	37	19	177	0/0	1	48	3	C. Morton	23	11	164	1/9	2	34
Total	37	19	177	0/0	1	48	3	Total	23	11	164	1/9	2	34

RECEIVING							RECEIVING						
NO	YDS	LONGEST	TD				NO	YDS	LONGEST	TD			
J. Stallworth	4	80	48	0			R. Odoms	5	43	30	1		
F. Harris	4	20	12	0			H. Moses	2	45	27	0		
B. Cunningham	3	42	19	0			J. Jensen	2	33	29	0		
A. Maxson	3	11	10	0			J. Dolbin	1	34	34	1		
R. Bleier	2	10	7	0			O. Armstrong	1	9	9	0		
R. Grossman	1	7	7	0									
L. Swann	1	6	6	0									
L. Brown	1	1	11	1									
Total	19	177	48	1			Total	11	164	34	2		

INTERCEPTIONS							INTERCEPTIONS						
NO	YDS	LONGEST	TD				NO	YDS	LONGEST	TD			
							T. Jackson	2	49	32	0		
							B. Jackson	1	15	15	0		
Total	0	0	0	0			Total	3	64	32	0		

PUNTING							PUNTING						
NO	YDS	AVG	TB	IN20	LG		NO	YDS	AVG	TB	IN20	LG	
R. Engles	5	204	40.8	0	0	55	B. Dilts	5	188	37.6	0	1	41
Total	5	204	40.8	0	0	55	Total	5	188	37.6	0	1	41

PUNT RETURNS							PUNT RETURNS						
NO	FC	YDS	LG	TD			NO	FC	YDS	LG	TD		
J. Smith	4	1	31	17	0		B. Thompson	2	0	5	3	0	
							J. Schultz	1	0	4	0		
							R. Upchurch	1	1	3	0		
Returns	4	1	31	17	0		Returns	4	1	12	4	0	

KICKOFF RTNS							KICKOFF RTNS						
NO	FC	YDS	LG	TD			NO	FC	YDS	LG	TD		
J. Smith	4	80	34	0			R. Upchurch	3	58	26	0		
A. Maxson	1	24	24	0			J. Schultz	1	27	27	0		
Returns	5	104	34	0			Returns	4	85	27	0		

PITTSBURGH STEELERS							DENVER BRONCOS						
FUM	OWN-REC	YDS	TD	FORCED	OPP-REC	YDS	TD	OUT-BDS					
B. Cunningham	1	1	0	0	0	0	0	0	0	0	0	0	
F. Harris	1	0	0	0	0	0	0	0	0	0	0	0	
J. Greene	0	0	0	0	0	0	0	0	0	0	0	0	
Total	2	1	0	0	0	0	1	0	0	0	0	0	


DENVER BRONCOS							DENVER BRONCOS						
FUM	OWN-REC	YDS	TD	FORCED	OPP-REC	YDS	TD	OUT-BDS					
R. Gradishar	1	0	0	0	0	0	0	0	0	0	0	0	
T. Jackson	0	1	25	0	0	0	0	0	0	0	0	0	
J. Keyworth	1	0	0	0	0	0	0	0	0	0	0	0	
B. Thompson	1	0	0	0	0	0	0	0	0	0	0	0	
S. Foley	0	1	0	0	0	0	0	0	0	0	0	0	
Total	3	2	25	0	0	0	1	5	0	0	0	0	

## FINAL TEAM STATISTICS

	VISITOR STEELERS	HOME BRONCOS
TOTAL FIRST DOWNS	18	15
By Rushing	10	5
By Passing	8	9
By Penalty	0	1
THIRD DOWN EFFICIENCY	11-22-50%	4-13-31%
FOURTH DOWN EFFICIENCY	1-2-50%	0-1-0%
TOTAL NET YARDS	304	258
Total Offensive Plays (inc. times thrown passing)	76	61
Average gain per offensive play	4.0	4.2
NET YARDS RUSHING	127	103
Total Rushing Plays	39	37
Average gain per rushing play	3.3	2.8
NET YARDS PASSING	177	155
Times thrown — yards lost attempting to pass	0-0	1-9
Gross yards passing	177	164
PASS ATTEMPTS-COMPLETIONS-HAD INTERCEPTED	37-19-3	23-11-0
Average gain per pass play (inc. # thrown passing)	4.8	6.5
PUNTS Number and Average	6-34	5-38
Had Blocked	1	0
FGs — PATs Had Blocked	0-0	0-0
TOTAL RETURN YARDAGE (Not Including Kickoffs)	135	161
No. and Yards Punt Returns	4-31	4-12
No. and Yards Kickoff Returns	5-104	4-85
No. and Yards Interception Returns	0-0	0-0
PENALTIES Number and Yards	10-67	3-20
FUMBLES Number and Lost	2-1	3-1
TOUCHDOWNS	3	4
Rushing	2	2
Passing	1	2
Returns	0	0
EXTRA POINTS Made-Attempts	3-3	4-4
FIELD GOALS Made-Attempts	0-0	2-2
SAFETIES	0	0
FINAL SCORE	21	34
TIME OF POSSESSION	34:26	25:34



## INDIVIDUAL AND TEAM RECORDS



Linebacker Bill Romanowski proved to be a valuable free agent acquisition in 1996, as he was voted to the Pro Bowl for the first time in his nine-year career. The second-team All-Pro led the Broncos in tackles with 128 and added three sacks and three interceptions to a defensive effort that had the Broncos ranked No. 4 in the league.

## BRONCOS COACHING HISTORY

Season	Coach	Record	
1960	Frank Filchock	4-9-1	
1961	Frank Filchock	3-11-0	
	<b>Filchock's totals</b>	<b>7-20-1</b>	<b>.268</b>
1962	Jack Faulkner	7-7-0	
1963	Jack Faulkner	2-11-1	
1964	Jack Faulkner	0-4-0	
	<b>Faulkner's totals</b>	<b>9-22-1</b>	<b>.297</b>
1964	Mac Speedie	2-7-1	
1965	Mac Speedie	4-10-0	
1966	Mac Speedie	0-2-0	
	<b>Speedie's totals</b>	<b>6-19-1</b>	<b>.250</b>
1966	Ray Malavasi	4-8-0	
	<b>Malavasi's totals</b>	<b>4-8-0</b>	<b>.333</b>
1967	Lou Saban	3-11-0	
1968	Lou Saban	5-9-0	
1969	Lou Saban	5-8-1	
1970	Lou Saban	5-8-1	
1971	Lou Saban	2-6-1	
	<b>Saban's totals</b>	<b>20-42-3</b>	<b>.331</b>
1971	Jerry Smith	2-3-0	
	<b>Smith's totals</b>	<b>2-3-0</b>	<b>.400</b>
1972	John Ralston	5-9-0	
1973	John Ralston	7-5-2	
1974	John Ralston	7-6-1	
1975	John Ralston	6-8-0	
1976	John Ralston	9-5-0	
	<b>Ralston's totals</b>	<b>34-33-3</b>	<b>.507</b>
1977	Red Miller	12-2-0	
	Playoffs	2-1-0	
1978	Red Miller	10-6-0	
	Playoffs	0-1-0	
1979	Red Miller	10-6-0	
	Playoffs	0-1-0	
1980	Red Miller	8-8-0	
	<b>Miller's regular season totals</b>	<b>40-22-0</b>	<b>.645</b>
	<b>Miller's overall totals</b>	<b>42-25-0</b>	<b>.627</b>
1981	Dan Reeves	10-6-0	
1982	Dan Reeves	2-7-0	
1983	Dan Reeves	9-7-0	
	Playoffs	0-1	
1984	Dan Reeves	13-3-0	
	Playoffs	0-1	
1985	Dan Reeves	11-5-0	
1986	Dan Reeves	11-5-0	
	Playoffs	2-1-0	
1987	Dan Reeves	10-4-1	
	Playoffs	2-1-0	
1988	Dan Reeves	8-8-0	
1989	Dan Reeves	11-5-0	
	Playoffs	2-1-0	
1990	Dan Reeves	5-11-0	
1991	Dan Reeves	12-4-0	
	Playoffs	1-1-0	
1992	Dan Reeves	8-8-0	
	<b>Reeves' regular season totals</b>	<b>110-73-1</b>	<b>.600</b>
	<b>Reeves' overall totals</b>	<b>117-79-1</b>	<b>.596</b>
1993	Wade Phillips	9-7	
	Playoffs	0-1	
1994	Wade Phillips	7-9	
	<b>Phillips' regular season totals</b>	<b>16-16</b>	<b>.500</b>
	<b>Phillips' overall totals</b>	<b>16-17</b>	<b>.485</b>
1995	Mike Shanahan	8-8	
1996	Mike Shanahan	13-3	
	Playoffs	0-1	
	<b>Shanahan's regular season totals</b>	<b>21-11</b>	<b>.656</b>
	<b>Shanahan's overall totals</b>	<b>21-12</b>	<b>.636</b>

# ALL-TIME ASSISTANT COACH ROSTER

Vernon Banks.....1993-94	Jim Martin.....1962
Marvin Bass.....1982-92	Marv Matuszak.....1966
Raymond Berry.....1992	Richie McCabe.....1978-82
Marv Braden.....1977-80	Bus Mertes.....1965-66
Frank Bush.....1995-96	Al Miller.....1985-92
Ken Carpenter.....1961	Bob Miller.....1963-65
Rubin Carter.....1987-88	Myrel Moore...1972-77, 1982-88
Jim Cason.....1960	Nick Nicolau.....1981-87
Barney Chavous.....1989-96	Mike Nolan.....1987-92
Max Coley.....1972-76	Rex Norris.....1994
Joe Collier.....1969-88	Brian Pariani.....1995-96
Dick Coury.....1972-73	Babe Parilli.....1977-79
Kay Dalton.....1974-76, 1986	Wade Phillips.....1989-92
Joe DeCamillis.....1991-92	Fran Polsfoot.....1977-84
Rick Dennison.....1995-96	Dan Radakovich.....1983
George Dickson.....1964-65	Alvin Reynolds.....1993-95
Dale Dodrill.....1960-63, 1966	Harold Richardson.....1989-94
Ed Donatell.....1995-96	Paul Roach.....1977-80
Whitey Dovell.....1967-71, '79-80	Greg Robinson.....1995-96
Rod Dowhower.....1980-82	Sam Rutigliano.....1967-70
George Dyer.....1995-96	Greg Saporta.....1995-96
Hunter Enis.....1967-71	Mike Shanahan...1984-87, '89-91
Jim Fassel.....1993-94	Jerry Smith.....1971
Mo Forte.....1988-94	Richard Smith.....1993-96
Jerry Frei.....1972-75, 1981-82	Rick Smith.....1996
Leon Fuller.....1994	Mac Speedie.....1962-64
Chan Gailey.....1985-90	Ernie Stautner.....1991-93
Bob Gambold.....1972-77	Les Steckel.....1993-94
Alex Gibbs.....1984-87, 1995-96	Bobby Turner.....1995-96
Mike Giddings.....1976	Rich Tuten.....1995-96
Gary Glick.....1962	Doc Urich.....1972-76, 1984-85
I.J. Gorman.....1983-84	Doak Walker.....1966
Ken Gray.....1977-78	Charlie Waters.....1988-94
Bob Griffin.....1966	Charlie West.....1983-88
John Hadl.....1983	John-Paul Young.....1993-94
Bishop Harris.....1993-94	Bob Zeman.....1978-82
Mike Heimerdinger.....1995-96	
George Henshaw.....1988-92	
Ed Hughes.....1963	
Charley Johnson.....1976	
Reed Johnson.....1981	
Stan Jones.....1967-71, 1976-88	
Larry Kennan.....1988	
Gary Kubiak.....1995-96	
Charlie Lee.....1981	
Earl Leggett.....1989-90	
John Levra.....1993-94	
Dick MacPherson.....1967-70	
Ray Malavasi.....1964-66	
Pete Mangurian.....1988-92	

# ATTENDANCE MARKS

## BRONCOS LARGEST CROWDS

### AT HOME—MILE HIGH STADIUM

76,105	vs. New England (Playoffs)	Jan. 4, 1987
76,089	vs. Seattle	Oct. 26, 1986
76,082	vs. Dallas	Oct. 5, 1986
76,005	vs. Cleveland (Playoffs)	Jan. 14, 1990
75,999	vs. Seattle	Sept. 13, 1987
75,993	vs. Cleveland (Playoffs)	Jan. 17, 1988
75,986	vs. Seattle	Sept. 4, 1988
75,968	vs. Houston (Playoffs)	Jan. 10, 1988
75,964	vs. Los Angeles Raiders	Sept. 26, 1988
75,905	vs. Washington	Dec. 13, 1986
75,896	vs. Los Angeles Raiders	Nov. 19, 1991
75,868	vs. Pittsburgh (Playoffs)	Jan. 7, 1990
75,866	vs. Kansas City	Oct. 20, 1991
75,822	vs. Kansas City	Dec. 12, 1993
75,804	vs. New England	Sept. 28, 1986
75,806	vs. Cleveland	Nov. 13, 1988

### ON THE ROAD

101,063	at Pasadena (Super Bowl XXI)	Jan. 25, 1987
91,020	at Los Angeles Raiders	Oct. 28, 1984
90,153	at Los Angeles Raiders	Nov. 2, 1986
87,560	at Los Angeles Raiders	Dec. 3, 1989
81,065	at Cleveland	Oct. 5, 1980
80,272	at Buffalo (Playoffs)	Jan. 12, 1992
79,915	at Cleveland (Playoffs)	Jan. 11, 1987
79,884	at Buffalo	Oct. 5, 1975
79,439	at Kansas City	Sept. 22, 1996
78,637	at Cleveland	Oct. 1, 1989
78,453	at Kansas City	Sept. 20, 1993
78,176	at Buffalo	Sept. 18, 1989
78,064	at Cleveland	Sept. 27, 1992
77,818	at Cleveland	Nov. 7, 1993
77,757	at Buffalo	Oct. 25, 1981
77,631	at Kansas City	Dec. 4, 1994

## REGULAR SEASON ATTENDANCE BY SEASON

Year	Home	Road	Total	Year	Home	Road	Total
1960	91,333	115,994	207,327	1979	597,521	427,040	1,024,561
1961	74,508	122,315	196,823	1980	593,084	473,680	1,066,764
1962	178,485	146,442	324,927	1981	598,224	475,360	1,073,584
1963	132,218	165,995	298,213	1982	369,555	183,046	552,601
1964	118,259	166,744	285,003	1983	592,493	385,022	977,515
1965	219,786	215,992	435,778	1984	585,233	450,442	1,035,675
1966	192,198	203,799	395,997	1985	589,500	452,847	1,042,347
1967	231,801	247,696	479,497	1986	589,037	526,550	1,115,587
1968	281,374	278,008	559,382	1987	498,715	370,586	869,301
1969	326,851	276,755	603,606	1988	597,680	487,571	1,085,251
1970	355,739	330,184	685,923	1989	588,144	542,541	1,130,685
1971	358,400	377,642	736,042	1990	560,703	509,425	1,070,128
1972	361,414	412,073	773,487	1991	584,214	466,818	1,051,032
1973	356,327	351,334	707,661	1992	597,704	503,447	1,101,151
1974	347,322	354,367	701,689	1993	590,808	521,349	1,112,157
1975	342,375	347,944	690,319	1994	574,180	524,941	1,099,121
1976	436,468	349,126	785,594	1995	583,510	455,634	1,039,144
1977	524,595	370,917	895,512	1996	589,296	462,194	1,051,490
1978	598,085	470,756	1,068,841	<b>Total</b>	<b>15,762,139</b>	<b>13,522,576</b>	<b>29,284,715</b>

\*Bronco records

## BRONCOS SEASON TICKET SALES

1960.....2,675	1970.....43,580	*1980.....73,298	*1990.....73,966
1961.....5,775	*1971.....47,500	*1981.....73,380	*1991.....73,682
1962.....5,042	*1972.....48,000	*1982.....73,380	*1992.....73,592
1963.....7,624	*1973.....48,000	*1983.....73,377	*1993.....73,182
1964.....8,002	*1974.....49,000	*1984.....73,347	*1994.....73,072
1965.....22,905	*1975.....49,000	*1985.....73,309	*1995.....73,222
1966.....18,898	*1976.....62,215	*1986.....73,348	*1996.....73,180
1967.....24,650	*1977.....73,089	*1987.....74,147	*1997.....73,275
1968.....27,348	*1978.....73,092	*1988.....74,147	
1969.....31,936	*1979.....73,313	*1989.....73,952	

\*Season tickets sold out. Every Bronco game at Mile High Stadium has been a sell-out since the beginning of the 1970 season, with the exception of two replacement games played during the 1987 strike (both games were sold out before the strike). The Broncos have sold out 203 consecutive non-strike regular season games, and with postseason games the total reaches 213.

## BRONCOS STATISTICAL HISTORY

## TEAM OFFENSE YEAR-BY-YEAR

	Total Plays	First Downs	Rush Yards	League Rank	Pass Yards	League Rank	Total Yards	League Rank	Total Points
1960	958	248	1195	8th	3247	3rd	4442	6th	309
1961	934	219	1091	8th	2720	3rd	3811	7th	251
1962	885	270	1298	7th	3404	1st	4702	4th	353
1963	832	230	1508	6th	2487	8th	3995	7th	301
1964	905	211	1311	8th	2021	8th	3332	8th	240
1965	959	255	1829	2nd	2640	3rd	4469	2nd	303
1966	816	171	1173	8th	1995	9th	3168	9th	196
1967	852	172	1265	9th	1682	8th	2947	9th	256
1968	897	217	1614	7th	2357	6th	3971	7th	255
1969	841	243	1637	6th	2524	5th	4161	6th	297
1970	883	217	1802	9th	2025	19th	3827	16th	253
1971	891	217	2093	10th	2065	17th	4158	11th	203
1972	831	237	1838	18th	2634	8th	4472	5th	325
1973	893	253	1954	14th	2519	3rd	4473	6th	354
1974	861	258	2157	5th	2328	9th	4485	5th	302
1975	964	268	1993	13th	2541	7th	4534	10th	254
1976	901	239	1932	19th	2204	12th	4136	16th	315
1977	887	223	2043	11th	1863	15th	3906	17th	274
1978	1039	294	2451	8th	2378	17th	4829	14th	282
1979	1044	306	2040	18th	3102	13th	5142	12th	289
1980	992	286	1865	20th	2777	18th	4642	25th	310
1981	1062	306	1895	21st	3531	8th	5426	14th	321
1982	592	170	1018	17th	1819	15th	2837	15th	148
1983	1025	292	1784	23rd	3027	20th	4811	26th	302
1984	1018	298	2076	10th	2859	24th	4935	22nd	353
1985	1152	339	1851	16th	3645	6th	5496	10th	380
1986	1042	319	1678	20th	3538	10th	5216	15th	378
1987	1070	331	1970	12th	3854	3rd	5824	2nd	379
1988	1077	338	1815	19th	3691	6th	5506	8th	327
1989	1071	308	2092	6th	3001	23rd	5093	15th	362
1990	1035	323	1872	14th	3341	7th	5213	8th	331
1991	1012	284	2018	8th	2994	17th	5012	12th	304
1992	928	234	1500	25th	2930	19th	4430	21st	262
1993	1060	327	1693	18th	3768	4th	5461	5th	373
1994	1112	346	1470	23rd	4017	4th	5487	6th	347
1995	1060	344	1995	5th	4045	7th	6040	3rd	388
1996	1092	336	2362	1st	3429	13th	5791	1st	391

## TEAM DEFENSE YEAR-BY-YEAR

	Total Plays	First Downs	Rush Yards	League Rank	Pass Yards	League Rank	Total Yards	League Rank	Total Points
1960	927	254	2145	8th	2987	5th	5132	8th	393
1961	899	233	1633	5th	2785	5th	4418	6th	432
1962	862	234	1868	5th	2670	4th	4538	6th	332
1963	828	254	1687	5th	3394	8th	5081	6th	473
1964	902	270	2064	8th	2906	3rd	4970	7th	438
1965	850	244	1337	3rd	2960	7th	4297	7th	392
1966	871	251	2029	8th	2515	3rd	4544	3rd	381
1967	921	276	2076	8th	3125	8th	5201	9th	409
1968	916	251	1861	7th	3163	10th	5024	10th	404
1969	91	278	1709	7th	2932	10th	4641	8th	344
1970	838	199	1351	3rd	2354	18th	3705	7th	264
1971	825	206	1834	14th	1985	5th	3819	10th	275
1972	876	251	1668	4th	2183	16th	3851	9th	350
1973	872	239	1795	6th	2440	24th	4235	19th	296
1974	945	265	1808	13th	2583	24th	4391	21st	294
1975	901	247	1974	13th	2032	7th	4006	9th	307
1976	903	222	1709	3rd	2026	12th	3735	8th	206
1977	941	217	1530	1st	2244	25th	3774	9th	148
1978	1016	251	1979	6th	2469	8th	4448	6th	198
1979	1033	273	1693	1st	3159	23rd	4852	10th	262
1980	1043	303	2117	20th	3125	15th	5242	15th	323
1981	999	268	1992	13th	2868	5th	4860	6th	289
1982	616	176	935	7th	2234	26th	3169	24th	226
1983	1099	321	1938	10th	3673	23rd	5611	21st	327
1984	1123	308	1664	5th	4023	27th	5687	25th	241
1985	1069	290	1973	14th	3206	14th	5179	13th	329
1986	1026	291	1651	5th	3296	16th	4947	9th	327
1987	941	277	2017	20th	2796	5th	4813	9th	288
1988	1055	316	2538	27th	2933	7th	5471	22nd	352
1989	977	246	1580	6th	2827	3rd	4407	3rd	226
1990	969	306	1963	17th	3382	21st	5345	20th	374
1991	939	242	1794	19th	2755	3rd	4549	5th	235
1992	1001	283	1963	23rd	3120	14th	5083	22nd	329
1993	1005	280	1418	4th	3731	27th	5149	19th	284
1994	1023	303	1752	16th	4155	28th	5907	28th	396
1995	1010	322	1895	23rd	3298	9th	5193	15th	345
1996	951	261	1331	1st	3139	10th	4470	4th	275

League rankings for 1960-69 reflect American Football League ranking. The AFL had eight teams from 1960-65, nine teams from 1966-67 and 10 teams from 1968-69. The NFL had 26 teams from 1970-75, 28 teams from 1976-94 and 30 teams from 1995-96.

## INDIVIDUAL YEAR-BY-YEAR LEADERS

## Rushing

	Yards	Attempts	Average	TDe
1960	Rolle—501	Rolle—130	Mingo—3.9	Mingo—4
1961	Stone—505	Stone—127	Stone—4.0	Bukaty—5
1962	Stone—360	Stone—94	Stone—3.8	Mingo—4
1963	Joe—649	Joe—154	Joe—4.2	Joe—4
1964	Mitchell—590	Mitchell—177	Joe—3.7	Mitchell—5
1965	Gilchrist—954	Gilchrist—252	Hayes—4.1	Gilchrist—6
1966	Hayes—411	Hayes—129	Hayes—3.9	Hayes—2
				Choboian—2
1967	Little—361	Little—130	Mitchell—3.6	Hickey—4
				Hayes—4
1968	Little—584	Little—158	Little—3.7	Lynch—4
1969	Little—729	Little—146	Little—5.0	Little—6
1970	Little—901	Little—209	Anderson—4.4	Crenshaw—5
1971	Little—1133	Little—284	Dawkins—4.4	Little—6
1972	Little—859	Little—216	Anderson—4.4	Little—9
1973	Little—979	Little—256	Dawkins—4.4	Little—12
1974	Armstrong—1407	Armstrong—263	Armstrong—5.3	Keyworth—10
1975	Keyworth—725	Keyworth—182	Keyworth—4.0	Keyworth—3
				Lynch—3
1976	Armstrong—1008	Armstrong—247	Armstrong—4.1	Armstrong—5
1977	Armstrong—489	Armstrong—130	Perrin—4.1	Armstrong—4
1978	Perrin—455	Armstrong—112	Canada—4.6	Perrin—4
1979	Armstrong—453	Armstrong—108	Armstrong—4.2	Lytle—4
1980	Jensen—476	Preston—111	Jensen—4.7	Armstrong—4
				Preston—4
1981	Parros—749	Preston—183	Parros—4.3	Lytle—4
1982	Willhite—347	Parros—77	Willhite—5.0	Willhite—2
1983	Winder—757	Winder—196	Willhite—4.4	Willhite—2
1984	Winder—1153	Winder—296	Willhite—4.8	Willhite—2
1985	Winder—714	Winder—199	Elway—5.1	Winder—4
1986	Winder—789	Winder—240	Sewell—5.3	Winder—8
1987	Winder—741	Winder—196	Willhite—5.4	Winder—9
1988	Dorsett—703	Dorsett—181	Elway—4.3	Winder—6
1989	Humphrey—1151	Humphrey—294	Elway—5.1	Dorsett—5
1990	Humphrey—1202	Humphrey—288	Elway—5.2	Humphrey—7
1991	Green—1037	Green—261	Elway—4.8	Humphrey—7
1992	Green—648	Green—161	Elway—4.8	Elway—6
1993	Bernstine—616	Bernstine—223	Green—4.0	Lewis—4
1994	L. Russell—690	L. Russell—190	Delphino—3.7	Delphino—8
1995	Davis—1117	Davis—237	Elway—4.1	L. Russell—9
1996	Davis—1538	Davis—345	Milburn—5.4	Davis—7
			Hebron—5.3	Davis—13

## Passing

	Yards	Attempts	Completions
1960	Tripucka—3038	Tripucka—478	Tripucka—248
1961	Tripucka—1690	Tripucka—344	Tripucka—167
1962	Tripucka—2917	Tripucka—440	Tripucka—240
1963	Slaughter—1689	Slaughter—223	Slaughter—112
1964	Lee—1611	Lee—265	Lee—133
1965	McCormick—1292	McCormick—253	McCormick—103
1966	Choboian—1110	McCormick—193	Choboian—82
1967	Tensi—1915	Tensi—325	Tensi—131
1968	Briscoe—1589	Briscoe—224	Briscoe—93
1969	Tensi—1990	Tensi—286	Tensi—131
1970	Liske—1340	Liske—238	Liske—112
1971	Ramsey—1120	Ramsey—178	Hom—89
1972	Johnson—1783	Johnson—238	Johnson—132
1973	Johnson—2465	Johnson—346	Johnson—184
1974	Johnson—1969	Johnson—244	Johnson—136
1975	Ramsey—1562	Ramsey—233	Ramsey—128
1976	Ramsey—1931	Ramsey—270	Ramsey—128
1977	Morton—1929	Morton—254	Morton—131
1978	Morton—1802	Morton—267	Morton—146
1979	Morton—2626	Morton—370	Morton—204
1980	Morton—2150	Morton—301	Morton—183
1981	Morton—3195	Morton—376	Morton—225
1982	DeBerg—1405	DeBerg—223	DeBerg—131
1983	Elway—1663	Elway—259	Elway—123
1984	Elway—2598	Elway—380	Elway—214
1985	Elway—3891	Elway—605	Elway—327
1986	Elway—3485	Elway—504	Elway—280
1987	Elway—3198	Elway—410	Elway—224
1988	Elway—3309	Elway—496	Elway—274
1989	Elway—3051	Elway—416	Elway—223
1990	Elway—3526	Elway—502	Elway—294
1991	Elway—3253	Elway—451	Elway—242
1992	Elway—2242	Elway—316	Elway—174
1993	Elway—4030	Elway—551	Elway—348
1994	Elway—3490	Elway—494	Elway—307
1995	Elway—3970	Elway—542	Elway—316
1996	Elway—3328	Elway—466	Elway—287



# INDIVIDUAL YEAR-BY-YEAR LEADERS, CONT.

## Passing, cont.

	Completion Pct.	Touchdowns	Interceptions
1960	Tripucka—519	Tripucka—24	Tripucka—34
1961	Tripucka—486	Tripucka—10	Herring—22
1962	Tripucka—545	Tripucka—17	Tripucka—25
1963	Slaughter—502	Slaughter—12	Slaughter—14
1964	Slaughter—513	Lee—11	Lee—20
1965	Slaughter—510	McCormick—7	McCormick—14
1966	Chobolan—503	McCormick—6	McCormick—15
1967	Tensi—403	Tensi—16	Tensi—17
1968	Briscoe—415	Briscoe—14	Briscoe—13
1969	Tensi—458	Tensi—14	Tensi—12
1970	Liske—471	Liske—7	Liske—11
1971	Horn—514	Ramsey—5	Horn—14
1972	Johnson—555	Johnson—14	Johnson—14
1973	Johnson—532	Johnson—20	Johnson—17
1974	Johnson—557	Johnson—13	Johnson—9
1975	Ramsey—549	Ramsey—9	Ramsey—14
1976	Ramsey—474	Ramsey—11	Ramsey—13
1977	Morton—516	Morton—14	Morton—8
1978	Weese—632	Morton—11	Morton—8
1979	Morton—551	Morton—16	Morton—19
1980	Morton—608	Morton—12	Morton—13
1981	Morton—598	Morton—21	Morton—14
1982	DeBerg—587	DeBerg—7	DeBerg—11
1983	DeBerg—553	DeBerg—9	Elway—14
1984	Kubiak—587	Elway—18	Elway—15
1985	Elway—540	Elway—22	Elway—23
1986	Kubiak—605	Elway—19	Elway—13
1987	Karcher—549	Elway—19	Elway—12
1988	Kubiak—623	Elway—17	Elway—19
1989	Kubiak—582	Elway—18	Elway—18
1990	Elway—586	Elway—15	Elway—14
1991	Elway—537	Elway—13	Elway—12
1992	Elway—551	Elway—10	Elway—17
1993	Elway—632	Elway—25	Elway—10
1994	Elway—621	Elway—16	Elway—10
1995	Elway—583	Elway—26	Elway—14
1996	Elway—616	Elway—26	Elway—14

## Receiving

	Receptions	Yards	Average	Touchdowns
1960	Taylor—92	Taylor—1235	Carmichael—19.3	Taylor—12
1961	Taylor—100	Taylor—1176	Frazier—17.0	Frazier—6
1962	Taylor—77	Taylor—908	Scarpitto—19.0	Scarpitto—6
1963	Taylor—78	Taylor—1101	Groman—16.2	Taylor—10
1964	Taylor—76	Taylor—873	Dixon—15.4	Taylor—7
1965	Taylor—85	Taylor—1131	Scarpitto—18.3	Taylor—6
1966	Haynes—46	Denson—725	Denson—20.1	Scarpitto—4
1967	Denson—46	Denson—899	Denson—19.5	Denson—11
1968	Crabtree—46	Crabtree—601	Denson—17.2	Crabtree—5
1969	Crabtree—35			Denson—5
1970	Denson—53	Denson—809	Embre—16.2	Denson—10
1971	Denson—47	Denson—646	Whalen—14.0	Whalen—3
1972	Anderson—37	Simmons—403	Simmons—16.1	Harrison—2
1973	Sherman—38	Sherman—661	Sherman—17.4	Moses—5
1974	Odoms—43	Odoms—629	Moses—18.5	Moses—8
1975	Odoms—42	Odoms—639	Moses—16.4	Odoms—6
1976	Keyworth—42	Odoms—544	Moses—17.4	Dolbin—3
1977	Armstrong—39	Moses—498	Moses—19.9	Odoms—3
1978	Odoms—37	Moses—539	Moses—20.0	Moses—7
1979	Odoms—54	Odoms—829	Moses—20.1	Moses—4
1980	Upchurch—64	Moses—943	Moses—17.5	Odoms—6
1981	Jensen—49	Moses—674	Moses—17.7	Upchurch—7
1982	Watson—60	Watson—1244	Moses—20.7	Odoms—6
1983	Parros—37	Watson—555	Upchurch—15.7	Watson—13
1984	Watson—59	Watson—1133	Watson—19.2	Upchurch—3
1985	Watson—69	Watson—1170	Watson—17.0	Watson—5
1986	Watson—61	Watson—915	B. Johnson—20.0	Watson—7
1987	Willhite—64	Jackson—738	Jackson—19.4	Watson—5
1988	V. Johnson—42	V. Johnson—684	Nattiel—20.3	Winder—5
1989	V. Johnson—68	V. Johnson—896	Jackson—18.5	V. Johnson—7
1990	V. Johnson—76	V. Johnson—1095	Young—18.3	V. Johnson—7
1991	Jackson—57	Jackson—926	Nattiel—16.5	Jackson—4
1992	Young—44	Young—629	Jackson—18.3	Young—4
1993	Sharpe—53	Jackson—745	Marshall—19.0	V. Johnson—3
1994	Sharpe—81	Sharpe—995	Russell—16.3	Jackson—8
1995	Sharpe—87	Miller—1107	Miller—18.5	Sharpe—9
1996	Sharpe—63	Miller—1079	Miller—18.3	Miller—5
1997	Sharpe—80	Sharpe—1062	R. Smith—14.8	Miller—14
1998				Sharpe—10

# INDIVIDUAL YEAR-BY-YEAR LEADERS, CONT.

## Interceptions

	No.	Return Yards
1960	Gonsoulin—11	Gonsoulin—98
1961	Nugent—7	McNamara—85
1962	Gonsoulin—7	Zeman—133
1963	Gonsoulin—6	Gonsoulin—64
1964	Brown—9	Brown—140
1965	Gonsoulin—6	Wilson—118
1966	Brown/Sellers—3	Brown—37
1967	Sellers—7	Wilson—153
1968	Jaquess—5	Jaquess—64
1969	Thompson—3	Thompson—92
1970	Martha—6	Martha—99
1971	Thompson—5	Thompson—83
1972	Mitchell—3	Preece—30
1973	Jones—4	Thompson—96
1974	Jones/Thompson—5	Thompson—105
1975	Gradishar—3	Thompson—97
1976	Jackson—7	Jackson—136
1977	Thompson—5	Wright—128
1978	B. Jackson/Foley—6	B. Jackson—128
1979	Foley—6	Thompson—57
1980	Foley—4	Foley—115
1981	Foley—5	Foley—81
1982	Kyle—3	Smith—29
1983	Wright—6	Harden—127
1984	Foley/Harden—6	Mecklenburg—105
1985	Harden/L. Wright—5	Harden—100
1986	Harden—6	Harden—179
1987	Harden—4	Clark—105
1988	Harden—4	Robbins—66
1989	Braxton—6	Braxton—103
1990	Atwater/Henderson/Montgomery—2	Henderson—71
1991	Atwater/Smith—5	Atwater—104
1992	Henderson/Smith—4	Henderson—79
1993	Smith/Braxton—3	Atwater—81
1994	Crockett/Hilliard/R. Jones—2	Atwater—24
1995	Atwater—3	Atwater—54
1996	Braxton—9	Braxton—128

## Punt Returns

	No.	Yards	Average
1960	Carmichael—15	Carmichael—101	Carmichael—6.7
1961	Frazier—18	Frazier—231	Frazier—12.8
1962	Mingo—7	Zeman—59	Zeman—11.8
1963	Mitchell—12	Mitchell—141	Mingo—12.1
1964	Barry—16	Barry—149	Mitchell—12.0
1965	Barry—21	Barry—210	Barry—10.0
1966	Haynes—10	Haynes—119	Haynes—11.9
1967	Little—16	Little—270	Little—16.9
1968	Little—24	Little—261	Little—10.9
1969	Thompson—25	Thompson—288	Thompson—11.5
1970	Thompson—23	Thompson—233	Thompson—10.1
1971	Thompson—29	Thompson—274	Thompson—9.4
1972	Sherman—10	Sherman—89	Sherman—8.9
1973	Thompson—30	Thompson—366	Thompson—13.2
1974	Thompson—26	Thompson—350	Thompson—13.5
1975	Upchurch—27	Upchurch—312	Thompson—12.2
1976	Upchurch—39	Upchurch—536	Upchurch—13.7
1977	Upchurch—51	Upchurch—653	Upchurch—12.8
1978	Upchurch—36	Upchurch—493	Upchurch—13.7
1979	Upchurch—30	Upchurch—304	Upchurch—10.1
1980	Upchurch—37	Upchurch—353	Upchurch—9.5
1981	Manning—41	Manning—378	Manning—9.2
1982	Upchurch—15	Upchurch—242	Upchurch—16.1
1983	Thomas—33	Thomas—368	Thomas—11.2
1984	Willhite/Thomas—20	Willhite—200	Willhite—10.0
1985	V. Johnson—30	V. Johnson—260	Willhite—10.4
1986	Willhite—42	Willhite—468	Willhite—11.1
1987	Clark—18	Clark—233	Swanson—14.7
1988	Nattiel—22	Nattiel—218	Nattiel—9.9
1989	Bell—21	Bell—143	V. Johnson—9.8
1990	Clark—21	Clark—159	V. Johnson—8.4
1991	V. Johnson—24	V. Johnson—174	V. Johnson—7.3
1992	Marshall—33	Marshall—349	Marshall—10.6
1993	Milburn—40	Milburn—425	Milburn—10.6
1994	Milburn—41	Milburn—379	Milburn—9.2
1995	Milburn—31	Milburn—354	Milburn—11.4
1996	Kinchen—26	Kinchen—300	R. Smith—12.3

# INDIVIDUAL YEAR-BY-YEAR LEADERS, CONT.

## Kickoff Returns

No.	Yards	Average
1960 Carmichael—22	Carmichael—581	Carmichael—26.4
1961 Frazier—18	Frazier—504	Frazier—28.0
1962 Frazier—19	Frazier—388	Frazier—20.4
1963 Mitchell—37	Mitchell—954	Mitchell—25.7
1964 Barry—47	Barry—1245	Barry—26.5
1965 Haynes—34	Haynes—901	Haynes—26.5
1966 Sellers—19	Sellers—540	Sellers—28.4
1967 Little—35	Little—942	Little—26.9
1968 Little—26	Little—649	Little—25.0
1969 Williams—23	Williams—574	Thompson—28.5
1970 Anderson—21	Anderson—520	Anderson—24.8
1971 Anderson—8	Little—199	Little—28.3
1972 Montgomery—29	Montgomery—756	Montgomery—26.1
1973 Armstrong—20	Armstrong—472	Armstrong—23.6
1974 Armstrong—16	Armstrong—386	Armstrong—24.1
1975 Upchurch—40	Upchurch—1084	Upchurch—27.1
1976 Upchurch—22	Upchurch—514	Perrin—27.9
1977 Upchurch—20	Upchurch—456	Upchurch—22.8
1978 Perrin—12	Perrin—256	Upchurch—27.8
1979 Pane—18	Pane—354	Pane—19.7
1980 Brunson—40	Brunson—923	Brunson—23.1
1981 Manning—26	Manning—514	Manning—19.8
1982 Willhite—17	Manning—346	Manning—23.1
1983 Thomas—24	Thomas—573	Thomas—20.5
1984 Lang—19	Lang—404	Lang—21.3
1985 V. Johnson—30	V. Johnson—740	V. Johnson—24.7
1986 Bell—23	Bell—531	Bell—23.1
1987 Bell—15	Bell—323	Swanson—26.0
1988 Bell—36	Bell—762	Bell—21.2
1989 Bell—30	Bell—602	Bell—20.1
1990 Clark—20	Clark—505	Clark—25.3
1991 Montgomery—26	Montgomery—488	Montgomery—18.8
1992 Montgomery—21	Montgomery—466	Montgomery—22.2
1993 Russell—18	Russell—374	Russell—20.8
1994 Milburn—37	Milburn—793	By not e—22.7
1995 Milburn—47	Milburn—1269	Milburn—27.0
1996 Hebron—45	Hebron—1099	Hebron—24.4

## Scoring

Touchdowns	Field Goals	Points
1960 Taylor—12	Mingo 18-28, 643	Mingo—123
1961 Frazier/Stone—8	Hill 5-15, 333	Frazier—50
1962 Scarpitto—6	Mingo 27-39, 692	Mingo—137
1963 Taylor—10	Mingo 16-30, 533	Mingo—83
1964 Taylor—7	Mingo 8-12, 667	Taylor—42
1965 Hayes/Gilchrist—7	Kroner 13-29, 448	Kroner—71
1966 Scarpitto—5	Kroner 14-25, 560	Kroner—62
1967 Denson—11	Humphreys 7-15, 467	Denson—66
1968 Crabtree/Little/Denson—5	Howfield 9-18, 500	Howfield—57
1969 Denson—10	Howfield 13-29, 448	Howfield—75
1970 Crenshaw—6	Howfield 18-32, 563	Howfield—81
1971 Little—6	Turner 25-38, 658	Turner—93
1972 Little—13	Turner 20-29, 690	Turner—97
1973 Little—13	Turner 22-33, 667	Turner—106
1974 Armstrong—12	Turner 11-21, 524	Armstrong—72
1975 *5 players—4	Turner 21-29, 724	Turner—86
1976 Moses—7	Turner 15-21, 714	Turner—81
1977 *5 players—4	Turner 13-19, 684	Turner—76
1978 Odoms—6	Turner 11-22, 500	Turner—64
1979 Upchurch—7	Turner 13-21, 619	Turner—71
1980 Odoms—6	Steinfert 26-34, 765	Steinfert—110
1981 Watson—13	Steinfert 17-30, 567	Steinfert—87
1982 Upchurch—5	Karlis 11-13, 846	Karlis—48
1983 Watson—5	Karlis 21-25, 840	Karlis—96
1984 Watson—7	Karlis 21-28, 750	Karlis—101
1985 Winder—8	Karlis 23-38, 605	Karlis—110
1986 Winder—14	Karlis 20-28, 715	Karlis—104
1987 V. Johnson/Winder—7	Karlis 18-25, 720	Karlis—91
1988 Jackson/Sewell—6	Karlis 23-36, 639	Karlis—105
1989 Humphrey—8	Treadwell—27-33, 818	Treadwell—120
1990 Humphrey—7	Treadwell—25-34, 735	Treadwell—109
1991 Elway—6	Treadwell—27-36, 750	Treadwell—112
1992 Jackson—8	Treadwell—20-24, 833	Treadwell—88
1993 Sharpe—9	Elam—26-35, 743	Elam—119
1994 L. Russell—9	Elam—30-37, 841	Elam—119
1995 Miller—14	Elam—31-38, 816	Elam—132
1996 Davis—15	Elam—21-28, 750	Elam—109

\*Keyworth, Dolbin, Little, Lynch, Odoms.

\*\*Armstrong, Moses, Morton, Perrin, Upchurch.

# INDIVIDUAL YEAR-BY-YEAR LEADERS, CONT.

## Defense

Quarterback Sacks	Total Tackles
1968 R. Jackson—10	1968 R. Jackson—91
1969 Costa—12	1969 R. Jackson—69*
1970 Costa/P. Smith—11	1970 R. Jackson—84*
1971 P. Smith—12	1971 Forsberg—98
1972 Alzado—12	1972 Alzado/Graham—91
1973 P. Smith—11	1973 P. Smith—106
1974 Alzado—13	1974 T. Jackson—116
1975 Alzado—7	1975 Gradishar—177
1976 Chavous—8.5	1976 Gradishar—198
1977 Alzado—10	1977 Gradishar—219
1978 Alzado—9	1978 Gradishar—286
1979 Chavous/Marior—4	1979 Gradishar—235
1980 R. Jones—11.5	1980 Gradishar—250
1981 R. Jones—9.5	1981 Gradishar—258
1982 Chavous—5	1982 Gradishar—151
1983 T. Jackson—5.5	1983 Gradishar—224
1984 R. Jones—11	1984 Busick—195
1985 Mecklenburg—13	1985 Harden—82
1986 R. Jones—13.5	1986 Hunley—164
1987 R. Jones—7	1987 Ryan—125
1988 Fletcher—9	1988 Krager—140
1989 Fletcher—12	1989 Mecklenburg—143
1990 Fletcher—11	1990 Brooks—175
1991 Fletcher—13.5	1991 Brooks—153
1992 Fletcher—16	1992 Brooks—170
1993 Fletcher—13.5	1993 Atwater—141
1994 Fletcher—7	1994 Alexander—172
1995 Perry—6	1995 Atwater—148
1996 A. Williams—13	1996 Romanowski—128

## BRONCOS ALL-TIME SERVICE RECORDS

### Most Seasons with Denver

14	John Elway, 1983-96
14	Tom Jackson, 1973-86
14	Dennis Smith, 1981-94
13	Barney Chavous, 1973-85
13	Paul Howard, 1973-75, 1977-86
13	Bill Thompson, 1969-81
12	Billy Bryan, 1977-88
12	Rubin Carter, 1975-86
12	Ken Lanier, 1981-92
12	Riley Odoms, 1972-83
12	Louis Wright, 1975-86
12	Karl Mecklenburg, 1983-94

### Most Games Played with Denver

205	John Elway, 1983-96
191	Tom Jackson, 1973-86
187	Paul Howard, 1973-75, 1977-86
184	Dennis Smith, 1981-94
182	Barney Chavous, 1973-85
179	Bill Thompson, 1968-81
173	Ken Lanier, 1981-92
172	Simon Fletcher, 1985-95
170	Karl Mecklenburg, 1983-94
166	Rubin Carter, 1975-86
166	Louis Wright, 1975-86
160	Steve Foley, 1976-86
153	Billy Bryan, 1977-88

### Most Games Started with Denver

203	John Elway, 1983-96
178	Bill Thompson, 1968-81
177	Tom Jackson, 1973-86
177	Barney Chavous, 1973-85
170	Dennis Smith, 1981-94
165	Ken Lanier, 1981-92
163	Louis Wright, 1975-86
151	Billy Bryan, 1977-88
151	Rubin Carter, 1975-86
146	Paul Howard, 1973-75, 1977-86

### Most Consecutive Games Played

172	Simon Fletcher
	(1st in '85 through 16th in '95)
166	Ken Lanier
	(13th in '81 through 16th in '92)
156	Bill Thompson
	(1st in '71 through 16th in '81)

### Most Consecutive Games Started

156	Bill Thompson
	(1st in '71 through 16th in '81)
140	Simon Fletcher
	(1st in '87 through 16th in '95)
131	Ken Lanier
	(9th in '84 through 16th in '92)



## INDIVIDUAL YEAR-BY-YEAR LEADERS, CONT.

## Kickoff Returns

No.	Yards	Average
1960 Carmichael—22	Carmichael—581	Carmichael—26.4
1961 Frazier—18	Frazier—504	Frazier—28.0
1962 Frazier—19	Frazier—388	Frazier—20.4
1963 Mitchell—37	Mitchell—954	Mitchell—25.7
1964 Barry—47	Barry—1245	Barry—26.5
1965 Haynes—34	Haynes—901	Haynes—26.5
1966 Sellers—19	Sellers—540	Sellers—28.4
1967 Little—35	Little—942	Little—26.9
1968 Little—26	Little—649	Little—25.0
1969 Williams—23	Williams—574	Thompson—28.5
1970 Anderson—21	Anderson—520	Anderson—24.8
1971 Anderson—8	Little—199	Little—28.3
1972 Montgomery—29	Montgomery—756	Montgomery—26.1
1973 Armstrong—20	Armstrong—472	Armstrong—23.6
1974 Armstrong—16	Armstrong—386	Armstrong—24.1
1975 Upchurch—40	Upchurch—1084	Upchurch—27.1
1976 Upchurch—22	Upchurch—514	Perrin—27.9
1977 Upchurch—20	Upchurch—456	Upchurch—22.8
1978 Perrin—12	Perrin—256	Upchurch—27.8
1979 Pane—18	Pane—354	Pane—19.7
1980 Brunson—40	Brunson—923	Brunson—23.1
1981 Manning—26	Manning—514	Manning—19.8
1982 Willhite—17	Manning—346	Manning—23.1
1983 Thomas—24	Thomas—573	Thomas—20.5
1984 Lang—19	Lang—404	Lang—21.3
1985 V. Johnson—30	V. Johnson—740	V. Johnson—24.7
1986 Bell—23	Bell—531	Bell—23.1
1987 Bell—15	Bell—323	Swanson—26.0
1988 Bell—36	Bell—762	Bell—21.2
1989 Bell—30	Bell—602	Bell—20.1
1990 Clark—20	Clark—505	Clark—25.3
1991 Montgomery—26	Montgomery—488	Montgomery—18.8
1992 Montgomery—21	Montgomery—466	Montgomery—22.2
1993 Russell—18	Russell—374	Russell—20.8
1994 Milburn—37	Milburn—793	By'not'e—22.7
1995 Milburn—47	Milburn—1269	Milburn—27.0
1996 Hebron—45	Hebron—1099	Hebron—24.4

## Scoring

Touchdowns	Field Goals	Points
1960 Taylor—12	Mingo 18-28, 643	Mingo—123
1961 Frazier/Stone—8	Hill 5-15, 333	Frazier—50
1962 Scarpitto—6	Mingo 27-39, 692	Mingo—137
1963 Taylor—10	Mingo 16-30, 533	Mingo—83
1964 Taylor—7	Mingo 8-12, 667	Taylor—42
1965 Hayes/Gilchrist—7	Kroner 13-29, 448	Kroner—71
1966 Scarpitto—5	Kroner 14-25, 560	Kroner—62
1967 Denson—11	Humphreys 7-15, 467	Denson—66
1968 Crabtree/Little/Denson—5	Howfield 9-18, 500	Howfield—57
1969 Denson—10	Howfield 13-29, 448	Howfield—75
1970 Crenshaw—6	Howfield 18-32, 563	Howfield—81
1971 Little—6	Turner 25-38, 658	Turner—93
1972 Little—13	Turner 20-29, 690	Turner—97
1973 Little—13	Turner 22-33, 667	Turner—106
1974 Armstrong—12	Turner 11-21, 524	Armstrong—72
1975 *5 players—4	Turner 21-29, 724	Turner—86
1976 Moses—7	Turner 15-21, 714	Turner—81
1977 **5 players—4	Turner 13-19, 684	Turner—76
1978 Odoms—6	Turner 11-22, 500	Turner—64
1979 Upchurch—7	Turner 13-21, 619	Turner—71
1980 Odoms—6	Steinfert 26-34, 765	Steinfert—110
1981 Watson—13	Steinfert 17-30, 567	Steinfert—87
1982 Upchurch—5	Karlis 11-13, 846	Karlis—48
1983 Watson—5	Karlis 21-25, 840	Karlis—96
1984 Watson—7	Karlis 21-28, 750	Karlis—101
1985 Winder—8	Karlis 23-38, 605	Karlis—110
1986 Winder—14	Karlis 20-28, 715	Karlis—104
1987 V. Johnson/Winder—7	Karlis 18-25, 720	Karlis—91
1988 Jackson/Sewell—6	Karlis 23-36, 639	Karlis—105
1989 Humphrey—8	Treadwell—27-33, 818	Treadwell—120
1990 Humphrey—7	Treadwell—25-34, 735	Treadwell—109
1991 Elway—6	Treadwell—27-36, 750	Treadwell—112
1992 Jackson—8	Treadwell—20-24, 833	Treadwell—88
1993 Sharpe—9	Elam—26-35, 743	Elam—119
1994 L. Russell—9	Elam—30-37, 841	Elam—119
1995 Miller—14	Elam—31-38, 816	Elam—132
1996 Davis—15	Elam—21-28, 750	Elam—109

\*Keyworth, Dolbin, Little, Lynch, Odoms.

\*\*Armstrong, Moses, Morton, Perrin, Upchurch.

## INDIVIDUAL YEAR-BY-YEAR LEADERS, CONT.

## Defense

Quarterback Sacks	Total Tackles
1968 R. Jackson—10	1968 R. Jackson—91
1969 Costa—12	1969 R. Jackson—69*
1970 Costa/P. Smith—11	1970 R. Jackson—84*
1971 P. Smith—12	1971 Forsberg—98
1972 Alzado—12	1972 Alzado/Graham—91
1973 P. Smith—11	1973 P. Smith—106
1974 Alzado—13	1974 T. Jackson—116
1975 Alzado—7	1975 Gradishar—177
1976 Chavous—8.5	1976 Gradishar—198
1977 Alzado—10	1977 Gradishar—219
1978 Alzado—9	1978 Gradishar—286
1979 Chavous/Manor—4	1979 Gradishar—235
1980 R. Jones—11.5	1980 Gradishar—250
1981 R. Jones—9.5	1981 Gradishar—258
1982 Chavous—5	1982 Gradishar—151
1983 T. Jackson—5.5	1983 Gradishar—224
1984 R. Jones—11	1984 Busick—195
1985 Mecklenburg—13	1985 Harden—82
1986 R. Jones—13.5	1986 Hunley—164
1987 R. Jones—7	1987 Ryan—125
1988 Fletcher—9	1988 Kragen—140
1989 Fletcher—12	1989 Mecklenburg—143
1990 Fletcher—11	1990 Brooks—175
1991 Fletcher—13.5	1991 Brooks—153
1992 Fletcher—16	1992 Brooks—170
1993 Fletcher—13.5	1993 Atwater—141
1994 Fletcher—7	1994 Alexander—172
1995 Perry—6	1995 Atwater—148
1996 A. Williams—13	1996 Romanowski—128

## BRONCOS ALL-TIME SERVICE RECORDS

## Most Seasons with Denver

14	John Elway, 1983-96
14	Tom Jackson, 1973-86
14	Dennis Smith, 1981-94
13	Barney Chavous, 1973-85
13	Paul Howard, 1973-75, 1977-86
13	Bill Thompson, 1969-81
12	Billy Bryan, 1977-88
12	Rubin Carter, 1975-86
12	Ken Lanier, 1981-92
12	Riley Odoms, 1972-83
12	Louis Wright, 1975-86
12	Karl Mecklenburg, 1983-94

## Most Games Played with Denver

205	John Elway, 1983-96
191	Tom Jackson, 1973-86
187	Paul Howard, 1973-75, 1977-86
184	Dennis Smith, 1981-94
182	Barney Chavous, 1973-85
179	Bill Thompson, 1968-81
173	Ken Lanier, 1981-92
172	Simon Fletcher, 1985-95
170	Karl Mecklenburg, 1983-94
166	Rubin Carter, 1975-86
166	Louis Wright, 1975-86
160	Steve Foley, 1976-86
153	Billy Bryan, 1977-88

## Most Games Started with Denver

203	John Elway, 1983-96
178	Bill Thompson, 1968-81
177	Tom Jackson, 1973-86
177	Barney Chavous, 1973-85
170	Dennis Smith, 1981-94
165	Ken Lanier, 1981-92
163	Louis Wright, 1975-86
151	Billy Bryan, 1977-88
151	Rubin Carter, 1975-86
146	Paul Howard, 1973-75, 1977-86

## Most Consecutive Games Played

172	Simon Fletcher
	(1st in '85 through 16th in '95)
166	Ken Lanier
	(13th in '81 through 16th in '92)
156	Bill Thompson
	(1st in '71 through 16th in '81)

## Most Consecutive Games Started

156	Bill Thompson
	(1st in '71 through 16th in '81)
140	Simon Fletcher
	(1st in '87 through 16th in '95)
131	Ken Lanier
	(9th in '84 through 16th in '92)



# INDIVIDUAL RECORDS — OFFENSE

## RUSHING, CONT.

### BEST RUSHING AVERAGE, CONT.

#### Season (min. 100 carries)

5.35	Otis Armstrong, 1974
4.99	Floyd Little, 1969
4.82	Gerald Wilhite, 1984
4.71	Terrell Davis, 1995
4.71	Jim Jensen, 1980
4.62	Larry Canada, 1978
4.62	Jon Keyworth, 1974
4.46	Terrell Davis, 1996
4.43	Otis Armstrong, 1980
4.43	Bobby Anderson, 1970

#### Game (min. 8 rushes)

11.00	Rolle, vs. Oakland, 10/2/60
10.38	Joe, at Boston, 10/18/63
10.33	Dawkins, at Kansas City, 10/7/73
10.00	Weese, at Chicago, 12/12/76
9.87	Keyworth, at Oakland, 11/24/74
8.86	Little, at N.Y. Giants, 11/5/72
8.80	Russell, vs. San Diego, 9/4/94
8.75	Keyworth, at Sea., 10/29/78 (OT)
8.75	Little, at San Francisco, 10/25/70
8.67	Armstrong, vs. San Diego, 10/7/79

### BEST RUSHING AVERAGE BY A ROOKIE

#### Season (min. 100 carries)

4.71	Terrell Davis, 1995
4.62	Larry Canada, 1978
4.62	Jon Keyworth, 1974

#### Game (min. 8 rushes)

10.38	Joe, at Boston, 10/18/63
10.00	Weese, at Chicago, 12/12/76
9.87	Keyworth, at Oakland, 11/24/74

### MOST RUSHING TOUCHDOWNS

#### Career

43	Floyd Little, 1967-75
39	Sammy Winder, 1982-90
31	John Elway, 1983-96
25	Otis Armstrong, 1973-80
22	Jon Keyworth, 1973-80
20	Terrell Davis, 1995-96
17	Gerald Wilhite, 1982-88
14	Bobby Humphrey, 1989-91
13	Steve Sewell, 1985-92
12	Rob Lytle, 1977-83
12	Fran Lynch, 1967-75

#### Season

13	Terrell Davis, 1996
12	Floyd Little, 1973
10	Jon Keyworth, 1974
9	Leonard Russell, 1994
9	Sammy Winder, 1986
9	Otis Armstrong, 1974
9	Floyd Little, 1972
8	Robert Delapino, 1993
8	Sammy Winder, 1985
7	Terrell Davis, 1995
7	Bobby Humphrey, 1990
7	Bobby Humphrey, 1989

#### Game

3	Green, vs. San Diego, 9/22/91
3	Armstrong, vs. Houston, 12/8/74
3	Keyworth, vs. K.C., 11/18/74
3	Little, vs. Cincinnati, 9/16/73
2	many (last by Davis @ NE, 11/17/96)

### MOST RUSHING TDs BY A ROOKIE

#### Season

7	Terrell Davis, 1995
7	Bobby Humphrey, 1989
4	4 times (last by Greg Lewis, 1991)

#### Game

3	Keyworth, vs. K.C., 11/18/74
2	many (last by Davis vs. Wash, 9/17/95)

### LONGEST SCORING RUN

82	Gene Mingo, vs. Oakland, 10/5/62
80	Floyd Little, at S.F., 10/25/70
72	Joe Dawkins, at K.C., 10/7/73
71	Terrell Davis, vs. Balt., 10/20/96
68	Billy Joe, at Boston, 10/18/63
67	Gaston Green, vs. Hou., 10/18/91
66	Billy Van Heusen, vs. Hou., 9/17/72
65	Terrell Davis, at K.C., 9/22/96
63	Gaston Green, vs. S.D., 9/22/91
63	Bob Scarpitto, at S.D., 10/30/66

### LONGEST SCORING RUN BY A ROOKIE

68	Billy Joe, at Boston, 10/18/63
60	Terrell Davis, at Houston, 11/26/95
57	Dave Rolle, vs. Oakland, 10/2/60

### LONGEST NON-SCORING RUN

68	Henry Bell, vs. L.A., 10/16/60
63	Jim Krieg, vs. San Diego, 12/10/72
62	Lonnie Perrin, vs. Balt., 11/27/77
52	Gerald Wilhite, vs. K. City, 9/23/84
51	Billy Joe, vs. New York, 11/15/64
48	Reggie Rivers, at Cleve., 9/27/92
47	Vaughn Hebron, vs. K.C., 10/27/96
47	Larry Canada, vs. K. City, 12/10/78
47	Floyd Little, at Houston, 10/14/73
47	Abner Haynes, at K. City, 12/19/65

### LONGEST NON-SCORING RUN BY A ROOKIE

68	Henry Bell, vs. L.A., 10/16/60
63	Jim Krieg, vs. San Diego, 12/10/72
47	Larry Canada, vs. K.C., 12/10/78

## PASSING

### MOST PASSING YARDS

#### Career

45,034	John Elway, 1983-96
11,895	Craig Morton, 1977-82
7,676	Frank Tripucka, 1960-63
7,238	Charley Johnson, 1972-75
6,437	Steve Ramsey, 1971-76
5,153	Steve Tensi, 1967-70
3,819	Steve DeBerg, 1981-83
3,607	Mickey Slaughter, 1963-66
2,791	J. McCormick, 1963, 1965-66, '68
2,303	Jacky Lee, 1964-65

#### Season

4,030	John Elway, 1993
3,970	John Elway, 1995
3,891	John Elway, 1985
3,526	John Elway, 1990
3,490	John Elway, 1994
3,485	John Elway, 1986
3,328	John Elway, 1996
3,309	John Elway, 1988
3,253	John Elway, 1991
3,198	John Elway, 1987

## PASSING, CONT.

### MOST PASSING YARDS, CONT.

#### Game

447	Tripucka, at Buffalo, 9/15/62
445	C. Johnson, vs. K. City, 11/18/74
432	Elway, at Seattle, 12/20/85
382	Elway, vs. Atlanta, 10/23/94
376	Tripucka, vs. San Diego, 9/07/62
375	Tripucka, vs. Houston, 11/06/60
371	Elway, vs. San Diego, 9/04/94
370	Lee, at Oakland, 12/05/65
367	Elway, at Green Bay, 10/10/93
361	C. Johnson, at Oakland, 10/22/72

### MOST PASSING YARDS BY A ROOKIE

#### Season

1,689	Mickey Slaughter, 1963
1,663	John Elway, 1983
1,589	Marlin Briscoe, 1968

#### Game

345	Elway, vs. Balt., 12/11/83 (23-34)
335	Briscoe, vs. Buf., 11/24/68 (12-29)

### MOST ATTEMPTS

#### Career

6,392	John Elway, 1983-96
1,594	Craig Morton, 1977-82
1,277	Frank Tripucka, 1960-63
970	Charley Johnson, 1972-75
919	Steve Ramsey, 1971-76
810	Steve Tensi, 1967-70
584	Mickey Slaughter, 1963-66
546	Steve DeBerg, 1981-83
537	John McCormick, 1963, 1965-66, '68
353	Pete Liske, 1969-70

#### Season

605	John Elway, 1985
551	John Elway, 1993
542	John Elway, 1995
504	John Elway, 1986
502	John Elway, 1990
496	John Elway, 1988
494	John Elway, 1994
478	Frank Tripucka, 1962
466	John Elway, 1996
451	John Elway, 1991

#### Game

59	Elway, at Green Bay, 10/10/93
56	Tripucka, at Buffalo, 9/15/62
53	Slaughter, at Houston, 12/20/64
52	Tripucka, at Houston, 11/20/60
52	Tripucka, vs. Houston, 11/06/60
50	Elway, vs. San Diego, 11/17/85
49	Elway, at L.A. Raiders, 12/04/88
47	Elway, vs. Washington, 9/17/95
46	Elway, vs. Oakland, 10/16/95
46	Elway, vs. San Diego, 9/4/94

### MOST ATTEMPTS BY A ROOKIE

#### Season

259	John Elway, 1983
224	Marlin Briscoe, 1968
223	Mickey Slaughter, 1963

#### Game

44	Elway, vs. Baltimore, 12/11/83
29	Briscoe, vs. Buffalo, 11/24/68
28	Maddox, at Buffalo, 12/12/92

### MOST COMPLETIONS

#### Career

3,633	John Elway, 1983-96
907	Craig Morton, 1977-82
662	Frank Tripucka, 1960-63
517	Chaley Johnson, 1972-75
456	Steve Ramsey, 1971-76
348	Steve Tensi, 1967-70
314	Steve DeBerg, 1981-83
291	Mickey Slaughter, 1963-66
207	John McCormick, 1963, 1965-66, '68
177	Jacky Lee, 1964-65

#### Season

348	John Elway, 1993
327	John Elway, 1985
316	John Elway, 1995
307	John Elway, 1994
294	John Elway, 1990
287	John Elway, 1996
280	John Elway, 1986
274	John Elway, 1988
248	Frank Tripucka, 1960
242	John Elway, 1991

#### Game

36	Elway vs. San Diego, 9/04/94
34	Slaughter, at Houston, 12/20/64
33	Elway, at Green Bay, 10/10/93
30	Elway, vs. Washington, 9/17/95
30	Elway, vs. Cleveland, 10/30/94
30	Elway, vs. Minnesota, 11/14/93
30	Elway, vs. Seattle, 9/23/90
30	Elway, at G. Bay (Milw.), 9/20/87
30	Tripucka, vs. Houston, 11/06/60
29	Elway, at New York Jets, 9/11/94
29	Elway, vs. L.A. Raiders, 12/04/88
29	Tripucka, at Buffalo, 9/15/62

### MOST COMPLETIONS BY A ROOKIE

#### Season

123	John Elway, 1983
112	Mickey Slaughter, 1963
93	Marlin Briscoe, 1968

#### Game

23	Elway, vs. Baltimore, 12/11/83
18	Maddox, at L.A. Raiders, 11/22/92

### BEST COMPLETION PERCENTAGE

#### Career (min. 100 passes)

626	Hugh Millen, 1994-95
581	Gary Kubiak, 1983-91
570	Norris Weese, 1976-79
567	Craig Morton, 1977-82
568	John Elway, 1983-96
545	Tommy Maddox, 1992
533	Charley Johnson, 1972-75
518	Frank Tripucka, 1960-63
514	Don Horn, 1971
513	Jacky Lee, 1964-65

#### Season (min. 50 passes)

632	John Elway, 1983
632	Norris Weese, 1978
623	Gary Kubiak, 1988
621	John Elway, 1994
618	Hugh Millen, 1994
616	John Elway, 1996
608	Craig Morton, 1980
598	Craig Morton, 1981
593	Steve DeBerg, 1982
587	Gary Kubiak, 1984
587	Steve DeBerg, 1982

## INDIVIDUAL RECORDS — OFFENSE

## PASSING, CONT.

## BEST COMPLETION PERCENTAGE, CONT.

## Game (min. 10 passes)

.944	Morton, vs. San Diego, 9/27/81
.917	Elway, at L.A. Raiders, 11/02/86
.863	Morton, vs. Kansas City, 12/20/78
.842	Elway, vs. Minnesota, 11/18/84
.833	Ramsey, vs. Cleveland, 10/19/75
.826	Millen, at San Francisco, 12/17/94
.818	Elway, at Kansas City, 10/04/94
.800	Elway, at Minnesota, 11/04/90
.783	Elway, vs. San Diego, 9/04/94
.773	Morton, vs. Houston, 11/02/80

## MOST TOUCHDOWN PASSES

## Career

251	John Elway, 1983-96
74	Craig Morton, 1977-82
52	Charley Johnson, 1972-75
51	Frank Tripucka, 1960-63
38	Steve Tensi, 1967-70
35	Steve Ramsey, 1971-76
22	Steve DeBerg, 1981-83
22	Mickey Slaughter, 1963-66
17	John McCormick, 1963, 1965-66, '68
16	Pete Liske, 1969-70
16	Jacky Lee, 1964-65

## Season

26	John Elway, 1996
26	John Elway, 1995
25	John Elway, 1993
24	Frank Tripucka, 1960
22	John Elway, 1985
21	Craig Morton, 1981
20	Charley Johnson, 1973
19	John Elway, 1987
19	John Elway, 1986
18	John Elway, 1989 & 1984

## Game

5	Elway, vs. Minnesota, 11/18/84
5	Tripuca, vs. Buffalo, 10/28/62
4	11 times, most recently, John Elway, vs. San Diego, 10/6/96

## MOST TOUCHDOWN PASSES BY A ROOKIE

## Season

14	Marlin Briscoe, 1968
12	Mickey Slaughter, 1963
7	John Elway, 1983

## Game

4	Elway, vs. Baltimore, 12/11/83
4	Briscoe, vs. Buffalo, 11/24/68
3	Maddox, vs. Dallas, 12/6/92
3	Briscoe, at San Diego, 10/20/68
3	Briscoe, vs. San Diego, 12/1/68

## MOST INTERCEPTIONS THROWN

## Career

205	John Elway, 1983-96
85	Frank Tripucka, 1960-63
65	Craig Morton, 1977-82
58	Steve Ramsey, 1971-76
52	Charley Johnson, 1972-75
45	Steve Tensi, 1967-70
37	Mickey Slaughter, 1963-66
33	John McCormick, 1963, 1965-66, '68
24	Steve DeBerg, 1981-83

## Season

34	Frank Tripucka, 1960
25	Frank Tripucka, 1962
23	John Elway, 1985
22	George Herring, 1961
21	Frank Tripucka, 1961
20	Jacky Lee, 1964
19	John Elway, 1988
19	Craig Morton, 1979
18	John Elway, 1989
17	John Elway, 1992
17	Charley Johnson, 1973
17	Steve Tensi, 1967

## Game

6	Horn, at Green Bay, 9/26/71
6	Herring, at Houston, 11/26/61
5	8 times, most recently, John Elway, vs. Kansas City, 12/14/85

## MOST INTs THROWN BY A ROOKIE

## Season

14	John Elway, 1983
14	Mickey Slaughter, 1963
13	Marlin Briscoe, 1968

## Game

5	Slaughter, vs. Houston, 10/13/63
4	Maddox, vs. Dallas, 12/6/92
4	Elway, at Kansas City, 12/18/83

## BEST INTERCEPT AVOIDANCE

## Career (min. 100 passes)

.018	Hugh Millen, 1994-95
.032	John Elway, 1983-96
.039	Craig Morton, 1977-82
.043	Don Breaux, 1963
.047	Steve Deberg, 1981-83
.054	Gary Kubiak, 1983-91
.054	Charley Johnson, 1972-75
.056	Norris Weese, 1976-79
.056	Steve Tensi, 1967-70
.058	Marlin Briscoe, 1968
.061	John McCormick, 1963, 1965-66, '68

## Season (min. 50 passes)

.013	Gary Kubiak, 1984
.018	John Elway, 1993
.020	John Elway, 1994
.023	Hugh Millen, 1994
.026	John Elway, 1995
.026	John Elway, 1986
.027	John Elway, 1991
.028	John Elway, 1990
.029	John Elway, 1987
.030	Craig Morton, 1978
.030	John Elway, 1996

## BEST AVERAGE GAIN PER ATTEMPT

## Career (min. 100 attempts)

7.52	Norris Weese, 1976-79
7.46	Charley Johnson, 1972-75
7.46	Craig Morton, 1977-82
7.12	George Shaw, 1962
7.09	Marlin Briscoe, 1968
7.05	John Elway, 1983-96
7.00	Steve Ramsey, 1971-76
6.99	Steve DeBerg, 1981-83
6.81	Max Choboian, 1966
6.78	Don Breaux, 1963

## INDIVIDUAL RECORDS — OFFENSE

## BEST AVG. GAIN PER ATTEMPT, CONT.

## Season (min. 50 attempts)

8.65	Jacky Lee, 1965
8.50	Craig Morton, 1981
8.31	Norris Weese, 1978
8.07	Charley Johnson, 1974
7.84	Steve Ramsey, 1974
7.80	John Elway, 1987
7.66	Steve Ramsey, 1972
7.59	Craig Morton, 1977
7.57	Mickey Slaughter, 1963
7.54	Norris Weese, 1979

## Game (min. 12 attempts)

17.10	Morton vs. San Diego, 9/27/81
16.45	Johnson vs. Kansas City
15.70	Morton vs. Detroit, 10/11/81
13.41	Weese vs. Pittsburgh, 12/16/78

## BEST AVERAGE GAIN PER COMPLETION

## Career (min. 100 passes)

17.09	Marlin Briscoe, 1968
15.98	George Shaw, 1962
15.09	Steve Tensi, 1976-70
14.12	Steve Ramsey, 1971-76
14.00	Charley Johnson, 1972-75
13.54	Max Choboian, 1966
13.48	John McCormick, 1963, 1965-66, '68
13.36	Don Breaux, 1963
13.20	Norris Weese, 1976-79
13.11	Craig Morton, 1977-82

## Season (min. 50 passes)

17.93	John Hufnagel, 1975
17.09	Marlin Briscoe, 1968
16.15	Steve Ramsey, 1972
15.98	George Shaw, 1962
15.73	Jacky Lee, 1965
15.71	Charley Johnson, 1975
15.47	Don Breaux, 1963
15.19	Steve Tensi, 1969
15.09	Steve Ramsey, 1976
15.08	Mickey Slaughter, 1963

## Game (min. 12 passes)

33.64	Lee at Oakland, 12/5/65
33.00	Elway at Cleveland, 10/1/89
27.92	Briscoe vs. Buffalo 11/24/68

## HIGHEST PASSER RATING

## Career (min. 500 passes)

78.8	Craig Morton, 1977-82
78.4	John Elway, 1983-96
73.1	Charley Johnson, 1972-75

## Season (min. 200 passes)

92.8	John Elway, 1993
90.5	Craig Morton, 1981
89.2	John Elway, 1996

## HIGHEST PASSER RATING BY A ROOKIE

## Season (min. 200 passes)

67.2	Mickey Slaughter, 1963
63.1	Marlin Briscoe, 1968
54.9	John Elway, 1983

## MOST CONSECUTIVE GAMES WITH A TD

15	Elway, 1995-96 (last 12 games of 1995, first three of 1996)
13	Elway 1985-86 (last 7 games of 1985, first 6 of 1986)
12	Elway, 1995 (current)
12	Elway 1992-93 (last game of 1992, first 11 games of 1993)
10	Elway, 1996 (5th through 15; did not play in one game)

10	Johnson 1973-74 (last 8 games of 1973, first 2 games of 1974)
9	Elway, 1987 (6th through 14th)
9	Morton, 1977 (5th through 13th)
9	Tripuca, 1962 (span of 10 games, did not play 1 game)
8	Tensi, 1967 (last 8 games)
8	Tripuca, 1962 (last 5 in 1960, first 3 in 1961)

## MOST CONSECUTIVE COMPLETIONS

20	Millen, last 7 at L.A. Raiders, 12/11/94 and first 13 at S.F., 12/17/94
18	DeBerg, at L.A. Rams (17), 12/12/82 and vs Kansas City (1) 12/19/82
16	Morton, vs Kansas City, 12/10/78
11	Elway, vs L.A. Raiders, 11/02/86
11	Elway, vs Kansas City, (8), 12/14/85 and at Seattle (3), 12/20/85
11	Morton, vs. San Diego, 9/27/81
11	Tensi, at San Diego, 11/23/69
10	Elway at Minnesota, 11/24/96
10	Elway, at Seattle, 11/28/93
10	Tripuca, vs. Dallas, 1/8/61

## LONGEST SCORING PASS

97	George Shaw - Jerry Tarr, at Boston, 9/21/63
96	Frank Tripucka - Al Frazier, at Buffalo, 9/15/62
95	Craig Morton - Steve Watson, vs. San Diego, 9/27/81
93	Craig Morton - Steve Watson, vs. Detroit, 10/11/81
90	Charley Johnson - Rick Upchurch, vs. Kansas City, 9/21/75
90	John McCormick - Bob Scarpiotto, vs. Houston, 10/17/65
87	Frank Tripucka - Al Frazier, vs. San Diego, 11/12/61
82	Jacky Lee - Al Denson, at Kansas City, 11/01/64
81	Arthur Marshall - Cedric Tillman, vs. Dallas, 12/06/92
81	Craig Morton - Jack Dolbin, at Cincinnati, 10/23/77

## LONGEST NON-SCORING PASS

86	John Elway - Vance Johnson, vs. L.A. Raiders, 9/26/88
86	Craig Morton - Steve Watson, vs. Kansas City, 12/06/81
76	Hugh Millen - Anthony Miller, vs. San Francisco 12/17/94
74	Don Horn - Floyd Little, vs. Oakland, 10/10/71
74	Pete Liske - Billy Van Heusen, at New Orleans, 11/22/70
73	John Elway - Steve Watson, at Seattle, 12/15/84
72	Charley Johnson - Floyd Little, vs. San Diego, 10/29/74
71	John Elway - Mark Jackson, vs. Kansas City, 10/20/91
71	Pete Liske - Frank Quayle, vs. Cincinnati, 12/14/69
69	John Elway - Vance Johnson, vs. Seattle, 11/26/89

## LONGEST COMPLETION BY A ROOKIE

81	Arthur Marshall - Cedric Tillman, vs. Dallas, 12/6/92 (TD)
71	Pete Liske - Frank Quayle, vs. Cincinnati, 12/14/69

## INDIVIDUAL RECORDS — OFFENSE

## RECEIVING

## MOST RECEPTIONS

## Career

543	Lionel Taylor, 1960-65
415	Vance Johnson, 1985-93, 1995
396	Riley Odoms, 1972-83
393	Shannon Sharpe, 1990-96
353	Steve Watson, 1979-87
302	Haven Moses, 1972-81
276	Mark Jackson, 1986-92
267	Rick Upchurch, 1975-83
250	Al Denson, 1964-70
215	Floyd Little, 1967-76

## Season

100	Lionel Taylor, 1961
92	Lionel Taylor, 1960
87	Shannon Sharpe, 1994
85	Lionel Taylor, 1965
81	Shannon Sharpe, 1993
80	Shannon Sharpe, 1996
78	Lionel Taylor, 1963
77	Glyn Milburn, 1994
77	Lionel Taylor, 1962
76	Vance Johnson, 1989
76	Lionel Taylor, 1964

## Game

13	Sharpe, vs. San Diego, 10/6/96
13	Anderson, vs. Chicago, 9/30/73
13	Taylor, vs. Oakland, 11/29/64
12	Taylor, at Boston, 9/21/62
11	Taylor, vs. Oakland, 11/21/65
11	Scarpitto, at Houston, 12/20/64
11	Taylor, at New York, 9/24/61
11	Taylor, vs. New York, 12/4/60

## MOST RECEPTIONS BY A ROOKIE

## Season

92	Lionel Taylor, 1960
51	Vance Johnson, 1985
47	Al Frazier, 1961

## Game

11	Taylor, vs. New York, 12/4/60
10	Taylor, vs. Boston, 10/13/60
10	Taylor, at Houston, 11/20/60
10	Taylor, vs. Houston, 11/6/60

## MOST RECEIVING YARDS

## Career

6,872	Lionel Taylor, 1960-66
6,112	Steve Watson, 1979-87
5,755	Riley Odoms, 1972-83
5,695	Vance Johnson, 1985-93, 1995
5,450	Haven Moses, 1972-81
4,884	Shannon Sharpe, 1990-96
4,746	Mark Jackson, 1986-92
4,369	Rick Upchurch, 1975-83
4,150	Al Denson, 1964-70
2,921	Anthony Miller, 1994-96

## Season

1,244	Steve Watson, 1981
1,235	Lionel Taylor, 1960
1,178	Lionel Taylor, 1961
1,170	Steve Watson, 1984
1,133	Steve Watson, 1983
1,131	Lionel Taylor, 1965
1,107	Anthony Miller, 1994
1,105	Lionel Taylor, 1963
1,095	Vance Johnson, 1989
1,079	Anthony Miller, 1995
1,062	Shannon Sharpe, 1996

## Game

199	Taylor, vs. Buffalo, 11/27/60
183	Watson, at L.A. Rams, 12/12/82
182	Watson, vs. Detroit, 10/11/81
180	Sharpe, vs. Buffalo, 9/3/95
178	Watson, vs. San Diego, 9/27/81
172	Taylor, vs. Buffalo, 9/18/65
171	Taylor, at Los Angeles, 12/10/60
169	Taylor, vs. Boston, 9/29/63
166	Frazier, vs. Oakland, 10/15/61
165	Odoms, vs. Kansas City, 12/10/78
165	Little, vs. Buffalo, 11/24/68

## MOST RECEIVING YARDS BY A ROOKIE

## Season

1,235	Lionel Taylor, 1960
799	Al Frazier, 1961
738	Mark Jackson, 1986

## Game

199	Taylor, vs. Buffalo, 11/27/60
171	Taylor, at Los Angeles, 12/10/60
146	Al Frazier, vs. Oakland, 10/15/61

## MOST TOUCHDOWN RECEPTIONS

## Career

44	Lionel Taylor, 1960-66
44	Haven Moses, 1972-81
41	Riley Odoms, 1972-81
37	Vance Johnson, 1985-93, 1995
36	Steve Watson, 1979-87
32	Al Denson, 1964-70
31	Shannon Sharpe, 1990-96
24	Mark Jackson, 1986-92
24	Bob Scarpitto, 1962-67
24	Rick Upchurch, 1975-83

## Season

14	Anthony Miller, 1995
13	Steve Watson, 1981
12	Lionel Taylor, 1960
11	Al Denson, 1967
10	Shannon Sharpe, 1996
10	Al Denson, 1969
10	Lionel Taylor, 1963
9	Shannon Sharpe, 1993
8	Mark Jackson, 1992
8	Haven Moses, 1973

## Game

3	McCaffrey, vs. Baltimore, 10/20/96
3	Sharpe, vs. San Diego, 10/6/96
3	Miller, at Dallas, 9/10/95
3	Sharpe, vs. Kansas City, 12/12/93
3	Watson, vs. Baltimore, 9/20/81
3	Moses, at Houston, 10/14/73
3	Scarpitto, at Buffalo, 12/18/66
3	Taylor, vs. Buffalo, 11/27/60

## MOST TD RECEPTIONS BY A ROOKIE

## Season

12	Lionel Taylor, 1960
6	Al Frazier, 1961
4	Rick Massie, 1987

## Game

3	Taylor, vs. Buffalo, 11/27/60
1	many (last by Davis, vs. Wash., 9/17/95)

## INDIVIDUAL RECORDS — OFFENSE / SPECIAL TEAMS

## BEST AVERAGE GAIN PER RECEPTION

## Career (min. 50 receptions)

20.54	Bill Van Heusen, 1968-76
18.05	Haven Moses, 1972-81
17.41	Al Frazier, 1961-63
17.31	Steve Watson, 1979-1987
17.20	Mark Jackson, 1986-92
16.82	Bob Scarpitto, 1962-67
16.80	Mike Haffner, 1968-70
16.77	Jack Dolbin, 1975-79
16.69	Anthony Miller, 1994-96
16.63	Rick Upchurch, 1975-83

## Season (min. 20 receptions)

22.05	Bob Scarpitto, 1963
20.73	Steve Watson, 1981
20.32	Ricky Nattiel, 1987
20.14	Al Denson, 1966
20.11	Haven Moses, 1974
19.96	Haven Moses, 1977
19.92	Haven Moses, 1976
19.54	Al Denson, 1967
19.42	Mark Jackson, 1986
19.25	Al Carmichael, 1960

## Game (min. 4 receptions)

41.3	Little vs. Buffalo, 11/24/68
38.0	Tarr at Boston, 9/12/62
36.4	Watson vs. Detroit, 10/11/81

## BEST AVG. GAIN PER REC. BY A ROOKIE

## Season (min. 20 receptions)

20.32	Ricky Nattiel, 1987
19.42	Mark Jackson, 1986
17.00	Al Frazier, 1961

## Game (min. 4 receptions)

24.00	Johnson, at Atlanta, 9/22/85
23.25	Nattiel, vs. Chicago, 11/6/87
22.11	Taylor, vs. Buffalo, 11/27/60

## MOST CONSECUTIVE GAMES WITH TD

6	Anthony Miller, 1995
6	Lionel Taylor, 1960-61 (last 4 games of 1960, first 2 of '61)
6	Vance Johnson, 1987
6	Al Denson, 1969
5	Steve Watson, 1981
4	Bob Scarpitto, 1963
4	Al Denson, 1967
4	Riley Odoms, 1973
4	Rick Upchurch, 1979

## MOST CONSEC. GAMES WITH RECEPTION

62	Lionel Taylor, 1960-64
49	Steve Watson, 1983-86
47	Mark Jackson, 1989-92
41	Anthony Miller, 1994-96 (current)
41	Riley Odoms, 1976-79
33	Riley Odoms, 1973-76
29	Dave Preston, 1980-82
28	Steve Watson, 1980-82
25	Vance Johnson, 1988-89
24	Michael Young, 1990-91

## LONGEST RECEPTION BY A ROOKIE

90	Upchurch, (from Charley Johnson), vs. Kansas City, 9/21/75
87	Frazier (from Frank Tripucka), vs. San Diego, 11/12/61 (TD)
71	Quayle (from Pete Liske), vs. Cincinnati, 12/14/69

## PUNTING

## MOST PUNTS

## Career

574	Bill Van Heusen, 1968-76
377	Luke Prestridge, 1979-83
374	Mike Horan, 1986-92
260	Tom Rouen, 1993-96
248	Bob Scarpitto, 1965-67
202	Jim Fraser, 1962-64

## Season

105	Bob Scarpitto, 1967
96	Chris Norman, 1984
96	Bucky Dilts, 1978
92	Chris Norman, 1985
90	Bucky Dilts, 1977
89	Luke Prestridge, 1979
88	Bill Van Heusen, 1970
87	Luke Prestridge, 1983
87	Bill Van Heusen, 1970
86	Luke Prestridge, 1981

## Game

12	Prestridge, at Buffalo, 10/25/81
12	Van Heusen, vs. Cincin., 10/6/68
12	Scarpitto, at Oakland, 9/19/67
11	Rodriguez, vs. Seattle, 11/30/92
11	Norman, vs. Seattle, 10/20/85
11	Scarpitto, vs. Oakland, 11/5/67
11	Prestridge, at Baltimore, 9/11/83
10	Prestridge, vs. Los Angeles, 9/6/79
10	Dilts, at Oakland, 10/16/77
10	Van Heusen, at Cincinnati, 9/12/76
10	Janik, vs. Buffalo, 12/13/64
10	Fraser, vs. N.Y. Jets, 11/15/64

## BEST AVERAGE PER PUNT

## Career (min. 50 punts)

45.2	Jim Fraser, 1962-64
44.4	Bob Scarpitto, 1965-67
43.0	Tom Rouen, 1993-96
42.5	Mike Horan, 1986-92
41.8	Luke Prestridge, 1979-83
41.7	Bill Van Heusen, 1968-76

## Season (min. 50 punts)

46.09	Jim Fraser, 1963
45.79	Bob Scarpitto, 1966
45.13	Bill Van Heusen, 1973
45.00	Tom Rouen, 1993
44.89	Bob Scarpitto, 1967
44.79	Jim Fraser, 1964
44.44	Jim Fraser, 1962
44.40	Mike Horan, 1990
44.02	Mike Horan, 1988
43.94	Luke Prestridge, 1980
43.78	Bill Van Heusen, 1968

## Game (min. 4 punts)

57.20	Horan, vs. L.A. Raiders, 9/26/88
56.60	Norman, vs. Seattle, 11/25/84
55.80	Horan, vs. San Diego, 12/16/90
55.00	Horan, at New England, 10/27/91
53.75	Scarpitto, vs. San Diego, 10/22/67
53.50	Fraser, vs. N.Y. Jets, 11/17/63
52.50	Fraser, vs. Kansas City, 10/11/64
52.50	Fraser, at San Diego, 12/22/63
51.50	Horan, vs. Kansas City, 12/29/87
51.20	Van Heusen, at S. Diego, 12/9/73



# INDIVIDUAL RECORDS — SPECIAL TEAMS

## PUNTING, CONT.

### LONGEST PUNT

83	Norman, vs. Kansas City, 9/23/84
78	Van Heusen, vs. Dallas, 12/2/73
75	Fraser, at Oakland, 10/14/62
75	Fraser, vs. Boston, 11/11/62
73	Dilts, vs. New York Jets, 11/5/78
72	Scarpitto, vs. Boston, 9/3/67
72	Van Heusen, vs. Oak., 10/22/73
72	Scarpitto, vs. San Diego, 10/22/67
71	Horan, at New England, 10/27/91
70	Horan, vs. L.A. Raiders, 9/26/88

## PUNT RETURNS

### MOST PUNT RETURNS

#### Career

248	Rick Upchurch, 1975-83
157	Bill Thompson, 1969-81
101	Gerald Willhite, 1982-88
81	Vance Johnson, 1985-91
81	Floyd Little, 1967-75
71	Glyn Milburn, 1993-95
55	Charles Greer, 1968-74
55	Ricky Nattiel, 1987-91
54	Kevin Clark, 1987-88, 1990-91
53	Zach Thomas, 1983-84

#### Season

51	Rick Upchurch, 1977
42	Gerald Willhite, 1986
41	Glyn Milburn, 1994
41	Wade Manning, 1981
40	Glyn Milburn, 1993
39	Rick Upchurch, 1976
37	Rick Upchurch, 1980
36	Rick Upchurch, 1978
33	Arthur Marshall, 1992
33	Zach Thomas, 1983

#### Game

8	Upchurch, vs. Baltimore, 10/22/78
7	R. Smith, vs. Kansas City, 10/27/96
7	Nattiel, vs. L.A. Raiders, 9/26/88
7	Willhite, vs. Kansas City, 11/16/86
7	Upchurch, vs. San Diego, 11/30/75
7	Thompson, at K.C., 10/6/74
6	11 times, most recently, Todd Kinchen, vs. N.Y. Jets, 9/1/96

### MOST YARDS ON PUNT RETURNS

#### Career

3,008	Rick Upchurch, 1975-83
1,814	Bill Thompson, 1969-81
1,010	Gerald Willhite, 1982-88
893	Floyd Little, 1967-75
779	Glyn Milburn, 1993-95
689	Vance Johnson, 1985-91
486	Zach Thomas, 1983-84
546	Kevin Clark, 1987-88, 1990-91
433	Wade Manning, 1981-82
426	Charles Greer, 1968-74

#### Season

653	Rick Upchurch, 1977
536	Rick Upchurch, 1976
493	Rick Upchurch, 1978
425	Glyn Milburn, 1993
379	Glyn Milburn, 1994
378	Wade Manning, 1981
368	Zach Thomas, 1983
366	Bill Thompson, 1973
354	Glyn Milburn, 1995
353	Rick Upchurch, 1980

#### Game

167	Upchurch, vs. Pittsburgh, 11/6/77
144	Clark, vs. San Diego, 12/27/87
125	Upchurch, vs. Cleveland, 9/26/76
112	Swanson, at Kansas City, 10/18/87
105	Upchurch, vs. Buffalo, 9/25/77
103	Thompson, at K.C., 10/6/74
102	Little, at New York, 12/3/67
100	Upchurch, vs. San Diego, 10/3/76
99	Smith, vs. Kansas City, 10/27/96
97	Manning, at Tampa Bay, 11/15/81

### BEST AVERAGE PER PUNT RETURN

#### Career (min. 15 punts)

12.30	Rod Smith, 1995-96
12.13	Rick Upchurch, 1975-83
11.89	Gene Mingo, 1960-64
11.55	Bill Thompson, 1969-81
11.54	Todd Kinchen, 1996
11.02	Floyd Little, 1967-75
10.97	Glyn Milburn, 1993-95
10.58	Arthur Marshall, 1992
10.46	Charlie Mitchell, 1963-67
10.11	Kevin Clark, 1987-88, 1990-91
10.11	Al Frazier, 1961-63

#### Season (min. 10 punts)

16.88	Floyd Little, 1967
16.13	Rick Upchurch, 1982
13.74	Rick Upchurch, 1976
13.69	Rick Upchurch, 1978
13.46	Bill Thompson, 1976
12.94	Kevin Clark, 1987
12.83	Al Frazier, 1961
12.80	Rick Upchurch, 1977
12.30	Rod Smith, 1996
12.20	Bill Thompson, 1973

### LONGEST SCORING PUNT RETURN

92	Upchurch, vs. San Diego, 10/3/76
87	Upchurch, vs. Pittsburgh, 11/6/77
78	Upchurch, vs. K.C., 12/19/82
76	Mingo, at Boston, 9/9/60
75	Upchurch, vs. San Diego, 9/17/78
73	Upchurch, vs. Cleveland, 9/26/76
72	Little, at New York Jets, 12/3/67
71	Clark, vs. San Diego, 12/27/87
70	Willhite, vs. Kansas City, 11/16/86
70	Thomas, vs. L.A. Raiders, 9/25/83

### LONGEST NON-SCORING PUNT RETURN

60	Thompson, at Baltimore, 11/10/74
59	Thompson, vs. N. Eng., 12/17/72
54	Milburn, vs. Tampa Bay, 12/26/93
54	Mitchell, at Buffalo, 9/20/64
53	Upchurch, at K. City, 9/24/78 (OT)
53	Upchurch, at Sea., 10/29/78 (OT)
53	Thompson, at N.Y. Jets, 10/28/73
52	Little, vs. New York, 9/21/69
51	Upchurch, vs. Phila., 12/14/75
49	Upchurch, at Detroit, 11/23/78
48	Gonsoulin, at New York, 9/30/62 (after lateral)

# INDIVIDUAL RECORDS — SPECIAL TEAMS / DEFENSE

## KICKOFF RETURNS

### MOST KICKOFF RETURNS

#### Career

104	Ken Bell, 1986-89
104	Floyd Little, 1967-75
96	Glyn Milburn, 1993-95
95	Rick Upchurch, 1975-83
73	Odell Barry, 1964-65
61	Alton Montgomery, 1990-92
61	Gene Lang, 1984-87
58	Charlie Mitchell, 1963-67
46	Bill Thompson, 1969-81
45	Vaughn Hebron, 1996

#### Season

47	Glyn Milburn, 1995
47	Odell Barry, 1964
45	Vaughn Hebron, 1996
40	Rick Upchurch, 1975
40	Larry Brunson, 1980
37	Glyn Milburn, 1994
37	Charlie Mitchell, 1963
36	Ken Bell, 1988
35	Floyd Little, 1967
34	Abner Haynes, 1965

#### Game

7	Milburn, at Houston, 1/26/95
7	Milburn, at L.A. Raiders, 12/11/94
7	Bell, at Pittsburgh, 10/23/88
7	Barry, at Kansas City, 11/1/64
6	Hebron, at Green Bay, 12/8/96
6	Hebron, vs. Baltimore, 10/20/96
6	Johnson, vs. Miami, 9/29/85
6	Upchurch, vs. Cleveland, 10/19/75
6	Montgomery, at S. Diego, 9/24/72
5	25 times

### MOST YARDS ON KICKOFF RETURNS

#### Career

2,523	Floyd Little, 1967-75
2,355	Rick Upchurch, 1975-83
2,250	Glyn Milburn, 1993-95
2,218	Ken Bell, 1986-89
1,856	Odell Barry, 1964-65
1,394	Charlie Mitchell, 1963-67
1,323	Gene Lang, 1984-87
1,240	Alton Montgomery, 1990-92
1,156	Bill Thompson, 1969-81
1,130	Abner Haynes, 1965-66

#### Season

1,269	Glyn Milburn, 1995
1,245	Odell Barry, 1964
1,099	Vaughn Hebron, 1996
1,084	Rick Upchurch, 1975
954	Charlie Mitchell, 1963
942	Floyd Little, 1967
923	Larry Brunson, 1980
901	Abner Haynes, 1965
793	Glyn Milburn, 1994
762	Ken Bell, 1988

#### Game

201	Montgomery, at S. Diego, 9/24/72
197	Upchurch, vs. Cleveland, 10/19/75
185	Little, at Miami, 9/17/67
178	Milburn, at Houston, 11/26/95
177	Milburn, vs. San Diego, 11/19/95
161	Barry, vs. Boston, 10/4/64
161	Frazier, vs. Kansas City, 9/7/63
152	Little, vs. Oakland, 11/10/68
146	Barry, at Kansas City, 11/1/64
143	Sellers, at Houston, 9/3/66

### BEST AVERAGE PER KICKOFF RETURN

#### Career (min. 40 returns)

26.28	Abner Haynes, 1965-66
25.42	Odell Barry, 1964-65
25.13	Bill Thompson, 1969-81
24.79	Rick Upchurch, 1975-83
24.48	Al Frazier, 1961-63
24.42	Vaughn Hebron, 1996
24.26	Floyd Little, 1967-75
24.03	Charlie Mitchell, 1963-67

#### Season (min. 14 returns)

28.50	Bill Thompson, 1969
28.47	Goldie Sellers, 1966
28.00	Al Frazier, 1961
27.93	Lonnie Perrin, 1976
27.10	Rick Upchurch, 1975
27.00	Glyn Milburn, 1995
26.91	Floyd Little, 1967
26.50	Abner Haynes, 1965
26.49	Odell Barry, 1964
26.41	Al Carmichael, 1960

### LONGEST SCORING KICKOFF RETURN

100	Sellers, vs. Houston, 10/2/66
100	Wilson, at Kansas City, 10/8/66
94	Montgomery, at S. Diego, 9/24/72
90	Mitchell, at Houston, 9/14/63
90	Frazier, vs. Boston, 12/3/61

### LONGEST NON-SCORING KICKOFF RETURN

89	Little, vs. Oakland, 11/10/68
88	Montgomery, at Oakland, 10/22/72
86	Milburn, vs. San Diego, 11/19/95
77	Scott, vs. Kansas City, 10/23/66
76	Stone, at San Diego, 10/29/61
75	Clark, at Minnesota, 11/4/90
68	Carrington, at K. City, 11/12/89
68	Carmichael, at Buffalo, 9/18/60
67	Hollomon, vs. Buffalo, 11/24/68
64	Montgomery, vs. Seattle, 12/20/92
64	Upchurch, at K. City, 10/24/76
64	Barry, vs. New York Jets, 10/3/65

## INTERCEPTIONS

### MOST INTERCEPTIONS

#### Career

44	Steve Foley, 1976-86
43	Goose Gonsoulin, 1960-66
40	Bill Thompson, 1969-81
33	Mike Harden, 1980-88
30	Dennis Smith, 1981-92
29	Tyrone Braxton, 1987-93, 1995-96
26	Louis Wright, 1975-86
21	Steve Atwater, 1989-96
20	Randy Gradishar, 1974-83
20	Tom Jackson, 1973-86

#### Season

11	Goose Gonsoulin, 1960
9	Tyrone Braxton, 1996
9	Willie Brown, 1964
7	Tom Jackson, 1976
7	Goldie Sellers, 1967
7	Goose Gonsoulin, 1964
7	Goose Gonsoulin, 1962
7	Phil Nugent, 1961

#### Game

4	Brown, vs. New York, 11/15/64
4	Gonsoulin, at Buffalo, 9/18/60
3	Wilson, vs. Seattle, 11/20/83
3	Smith, vs. L.A. Raiders, 12/8/85
3	Foley, vs. San Diego, 8/27/81
3	Rizzo, at Oakland, 10/16/77
3	Martha, vs. Atlanta, 10/18/70
3	Gonsoulin, vs. K. City, 10/11/64
2	53 times

## INDIVIDUAL RECORDS — DEFENSE

## INTERCEPTIONS, CONT.

## MOST INTERCEPTIONS BY A ROOKIE

## Season

- 11 Goose Gonsoulin, 1960  
3 Bill Thompson, 1969

## Game

- 4 Gonsoulin, at Buffalo, 9/18/60

## MOST YARDS ON INTERCEPTION RETURNS

## Career

- 784 Billy Thompson, 1969-81  
643 Mike Harden, 1980-88  
622 Steve Foley, 1976-86  
542 Goose Gonsoulin, 1960-66  
435 Tyrone Braxton, 1987-93, 1995-96  
431 Dennis Smith, 1981-93  
360 Louis Wright, 1975-86  
355 Tom Jackson, 1973-86  
342 Steve Atwater, 1989-96  
335 Randy Gradishar, 1974-83

## Season

- 179 Mike Harden, 1986  
153 Nemiah Wilson, 1967  
140 Willie Brown, 1964  
136 Tom Jackson, 1976  
133 Bob Zeman, 1962  
128 Tyrone Braxton, 1996  
128 Bernard Jackson, 1978  
128 Louis Wright, 1977  
127 Mike Harden, 1983  
125 Goose Gonsoulin, 1964

## Game

- 93 Gradishar, at Cleveland, 10/5/80  
91 Brown, vs. New York, 11/15/64  
73 Jackson, vs. Baltimore, 11/27/77  
70 Moore, at Boston, 11/20/64  
70 Wilson, vs. Kansas City, 12/17/67  
69 Braxton, vs. Tampa Bay, 9/15/96  
68 Atwater, vs. San Diego, 9/12/93  
67 McMillin, vs. N.Y. Titans, 11/22/62  
65 Smith, at Chicago, 12/20/81  
65 Martha, vs. Atlanta, 10/18/70  
65 Wilson, vs. San Diego, 11/7/65  
65 Allison, at Buffalo, 9/18/60

## BEST INTERCEPTION RETURN AVERAGE

## Career (min. 10 returns)

- 23.73 Wymon Henderson, 1989-92  
19.60 Bill Thompson, 1969-81  
19.48 Mike Harden, 1980-88  
17.75 Tom Jackson, 1973-86  
17.60 Jim McMillin, 1960-62, 1964-65  
17.55 Randy Robbins, 1984-91  
16.75 Randy Gradishar, 1974-83  
16.29 Steve Atwater, 1989-96  
15.00 Tyrone Braxton, 1987-93, 1995-96  
14.36 Dennis Smith, 1981-93

## MOST CONSECUTIVE GMS. WITH AN INT

- 4 Tyrone Braxton (gms. 12-15 in '96)  
3 many times (last by Braxton, '96)

## LONGEST SCORING INT. RETURN

- 93 Gradishar, at Cleveland, 10/5/80  
73 Jackson, vs. Baltimore, 11/27/77  
70 Wilson, vs. Kansas City, 12/17/67  
69 Braxton, vs. Tampa Bay, 9/15/96  
65 Wilson, vs. San Diego, 11/7/65  
64 Gonsoulin, vs. Oakland, 10/5/62  
62 Robbins, at Cleveland, 9/16/84  
59 Thompson, at Houston, 10/14/73  
59 McMillin, vs. N.Y. Titans, 11/22/62  
(48 after lateral from McDaniel)  
57 Thompson, vs. Houston, 11/16/69

## LONGEST NON-SCORING INT. RETURN

- 70 Moore, at Boston, 11/20/64  
68 Atwater, vs. San Diego, 9/12/93  
65 Smith, at Chicago, 12/20/81  
65 Foley (23), lateral to Gradishar (10), lateral to Wright (32), vs. N.Y. Giants, 11/21/76  
65 Alliston, at Buffalo, 9/18/60  
63 Mecklenburg, at Detroit, 10/7/84  
59 Wright, vs. Baltimore, 11/27/77  
56 Wright, vs. Dallas, 10/5/86  
53 Henderson, at K. City, 11/17/91

## ALL INTERCEPTION RETURNS FOR TDs

- 9/15/96 Braxton, vs. T. Bay, 9/15/96 (69 yds.)  
11/8/92 Henderson, vs. N.Y. Jets (46)  
11/17/91 Dimry, at Kansas City (26)  
9/1/91 Braxton, vs. Cincinnati (52)  
11/22/90 Henderson, at Detroit (49)  
9/10/89 Braxton, vs. Kansas City (34)  
9/10/89 Robbins, vs. Kansas City (18)  
12/27/87 Hunley, vs. San Diego (52)  
12/6/87 Haynes, vs. New England (14)  
11/2/86 Harden, at L.A. Raiders (40)  
9/21/86 Harden, at Philadelphia (32)  
12/1/85 Harden, at Pittsburgh (42)  
12/15/84 Foley, at Seattle (40)  
10/7/84 Woodward, at Detroit (27)  
9/23/84 Harden, vs. Kansas City (45)  
9/16/84 Robbins, at Cleveland (62)  
11/23/80 Latimer, vs. Seattle (15)  
10/5/80 Gradishar, at Cleveland (93)  
11/5/78 T. Jackson, vs. N.Y. Jets (28)  
11/27/77 T. Jackson, vs. Baltimore (73)  
10/16/77 Wright, at Oakland (18)  
11/14/76 Jackson, at San Diego (46)  
11/7/76 Rowser, vs. Tampa Bay (32)  
11/7/76 Gradishar, vs. Tampa Bay (31)  
9/19/76 Rowser, vs. N.Y. Jets (41)  
9/29/75 Gradishar, vs. Green Bay (44)  
10/13/74 Thompson, vs. New Orleans (38)  
10/28/73 Mitchell, at N.Y. Jets (40)  
10/14/73 Thompson, at Houston (59)  
10/24/71 Forsberg, at Cleveland (40)  
12/7/69 Burrell, at Miami (38)  
11/16/69 Thompson, vs. Houston (57)  
12/17/67 Wilson, vs. Kansas City (70)  
10/22/67 Wilson, vs. San Diego (40)  
9/3/67 Sellers, vs. Boston (24)  
11/14/65 Bramlett, at Houston (25)  
11/7/65 Wilson, vs. San Diego (65)  
10/17/65 Griffin, vs. Houston (44)  
11/1/64 Janik, at Kansas City (22)  
10/6/63 Gonsoulin, vs. San Diego (43)  
11/22/62 McMillin, vs. New York (59)  
10/5/62 McGeever, vs. Oakland (48)  
10/5/62 Gonsoulin, vs. Oakland (64)  
9/30/62 Zeman, at New York (30)  
10/2/60 Yelverton, vs. Oakland (20)  
9/18/60 Pyeatt, at Buffalo (40)

## FUMBLE RETURNS

## LONGEST SCORING FUMBLE RETURN

- 88 Swenson, at San Fran., 11/18/79  
86 Wright, at Buffalo, 12/2/79  
(78 after lateral from Gradishar)  
80 Thompson, vs. Oakland, 10/22/73  
69 McFadin, vs. New York, 11/22/62  
64 Smith, vs. New England, 11/4/84  
54 Brooks, vs. L.A. Raiders, 9/6/92  
48 Cooke, at Kansas City, 11/1/64  
43 Jones, vs. Cleveland, 9/26/76  
38 Smith, at Atlanta, 11/23/75

## INDIVIDUAL RECORDS — DEFENSE / SCORING

## ALL DEFENSIVE RETURNS FOR TDs

- 9/6/92 Brooks (F), vs. L.A. Raiders (54)  
11/24/91 Powers (F), at Seattle (22)  
9/23/90 Mecklenburg (F), vs. Seattle (2)  
12/16/89 Mecklenburg (F), at Phoenix (23)  
12/9/90 Krager (F), at Kansas City (17)  
11/16/86 Townsend (F), vs. Kansas City (7)  
9/7/86 Woodard (F), vs. L.A. Raiders (12)  
11/17/85 Wright (BFG), vs. San Diego (60)  
11/4/84 Smith (F), vs. New England (64)  
10/15/84 Wright (F), vs. Green Bay (27)  
10/15/84 Foley (F), vs. Green Bay (22)  
10/7/84 Jones (F), at Detroit (5)  
11/13/83 Chavous (F), at L.A. Raiders (0)  
9/14/80 Thompson (F), vs. Dallas (32)  
12/2/79 Wright (F), at Buffalo (96)  
11/18/79 Swenson (F), at San Fran. (86)  
11/11/79 Nairne (BP), vs. New Eng. (22)  
11/11/79 Carter (F), vs. New England (2)  
10/14/79 Thompson (F\*\*), at K.C. (2)  
12/3/78 Gradishar (F), at Oakland (30)  
11/5/78 Thompson (F), vs. N.Y. Jets (4)  
11/7/76 Polt (F\*\*\*), vs. Tampa Bay (26)  
9/23/76 Jones (F), vs. Cleveland (43)  
11/23/75 Smith (F), at Atlanta (38)  
10/22/73 Thompson (F), vs. Oakland (80)  
11/27/66 Bramlett (BFG), vs. S. Diego (86)  
10/17/65 Griffin (BP), vs. Houston (10)  
9/24/65 Bramlett (F), at Boston (0)  
11/8/64 McMillin (F), vs. San Diego (0)  
11/1/64 Cooke (F), at Kansas City (46)  
10/13/63 McFadin (F), vs. Houston (6)  
12/9/62 McMillin (F), at Dallas (9)  
11/22/62 McFadin (F), vs. New York (69)  
12/10/61 Gavin (BP), at Dallas (23)  
F — fumble; BP — blocked punt; BFG — blocked field goal; \*lateral from Gradishar; \*\*lateral from Swenson; \*\*\*lateral from Swenson.

## SACKS

## MOST SACKS

## Career

- 97.5 Simon Fletcher, 1985-95  
79.0 Karl Mecklenburg, 1983-93  
75.0 Barney Chavous, 1973-85  
73.5 Rulon Jones, 1980-88  
64.5 Lyle Alzado, 1971-78  
55.0 Paul Smith, 1968-78  
44.0 Tom Jackson, 1973-86  
43.0 Rich Jackson, 1967-72  
37.5 Dave Costa, 1967-71  
32.5 Pete Turanko, 1967-70, 72-74

## Season

- 16.0 Simon Fletcher, 1992  
13.5 Simon Fletcher, 1993  
13.5 Simon Fletcher, 1991  
13.5 Rulon Jones, 1986  
13.0 Alfred Williams, 1996  
13.0 Karl Mecklenburg, 1985  
13.0 Lyle Alzado, 1974  
12.5 Rich Jackson, 1969  
12.0 Simon Fletcher, 1989  
12.0 Paul Smith, 1971

## Game

- 4 Rich Jackson, at Cinc., 10/19/69  
4 Dave Costa, at Buffalo, 9/7/70  
4 Barney Chavous, at Sea., 12/21/80  
4 Karl Mecklenburg, vs. N.O., 9/15/85  
4 Karl Mecklenburg, at Pitt., 12/1/85  
4 Simon Fletcher, at S.D., 11/1/90

## MOST SACKS BY A ROOKIE

## Season

- 11.5 Rulon Jones, 1980  
10.0 Mike Croel, 1991

## Game

- 3 Jones, vs. Oakland, 12/14/80

## MOST MULTI-SACK GAMES

## Career

- 20 Simon Fletcher  
16 Barney Chavous  
15 Paul Smith  
13 Lyle Alzado  
11 Rulon Jones  
11 Karl Mecklenburg  
10 Rich Jackson  
9 Dave Costa  
8 Tom Jackson  
5 Pete Duranko

## MOST CONSECUTIVE GAMES WITH A SACK

- 10 Fletcher (gms. 10-16 '92; 1-3 '93)  
10 Fletcher (gms. 9-16, 1991)  
7 Alzado (gms. 9-14 '74; gm. 1 '75)  
6 Chavous (gms. 7-12, '74)  
6 Jones (gms. 4-9, '85)  
6 Jones (gms. 3-8, '86)

## SCORING

## MOST POINTS SCORED

## Career

- 742 Jim Turner, 1971-79  
655 Rich Karlis, 1982-88  
479 Jason Elam, 1993-96  
429 David Treadwell, 1989-92  
408 Gene Mingo, 1960-64  
324 Floyd Little, 1967-75  
288 Sammy Winder, 1982-90  
270 Haven Moses, 1972-81  
264 Riley Odoms, 1972-81  
264 Lionel Taylor, 1960-66

## Season

- 137 Gene Mingo, 1962  
132 Jason Elam, 1995  
123 Gene Mingo, 1960  
120 David Treadwell, 1989  
119 Jason Elam, 1994  
119 Jason Elam, 1993  
112 David Treadwell, 1991  
110 Rich Karlis, 1985  
110 Fred Steinfert, 1980  
109 twice (last by Elam, 1996)

## Game

- 21 Mingo, at L.A., 12/10/60  
20 Scarpiotto, at Buffalo, 12/18/66  
20 Mingo, vs. San Diego, 10/06/63  
19 Mingo, vs. Oakland, 10/05/62  
18 19 (last, Davis, at N.E., 11/17/96)

## MOST POINTS SCORED BY A ROOKIE

## Season

- 123 Gene Mingo, 1960  
120 David Treadwell, 1989  
119 Jason Elam, 1993

## Game

- 21 Mingo, at L.A. Chargers, 12/10/60

## MOST TOUCHDOWNS SCORED

## Career

- 54 Floyd Little, 1967-75  
48 Sammy Winder, 1982-90  
45 Haven Moses, 1972-81  
44 Riley Odoms, 1972-83  
44 Lionel Taylor, 1960-66  
36 Steve Watson, 1979-87  
35 Rick Upchurch, 1975-83  
37 Vance Johnson, 1985-93, 1995  
32 Al Denison, 1964-70  
32 Otis Armstrong, 1973-80

## INDIVIDUAL RECORDS — SCORING

## SCORING, CONT.

## MOST TOUCHDOWNS SCORED, CONT.

Season
15 Terrell Davis, 1996
14 Anthony Miller, 1995
14 Sammy Winder, 1986
13 Steve Watson, 1981
13 Floyd Little, 1973
13 Floyd Little, 1972
12 Otis Armstrong, 1974
12 Lionel Taylor, 1960
11 Al Denson, 1967
10 four times (last by Sharpe, 1996)

## Game

3	18 times (last by Davis, at N.E., 11/17/96)
---	---

## MOST TDs SCORED BY A ROOKIE

Season
12 Lionel Taylor, 1960 (12 pass)
10 Jon Keyworth, 1974 (10 rush)
8 Terrell Davis, 1995 (7 rush, 1 pass)
8 Bobby Humphrey, 1989, (7 r, 1 p)

## Game

3	Davis, vs. Wash., 9/17/95 (2 r, 1 p)
3	Taylor, vs. Buff., 11/27/60 (3 pass)

## MOST PAT ATTEMPTS

Career
304 Jim Turner, 1971-79
253 Rich Karlis, 1982-88
156 Jason Elam, 1993-96
136 David Treadwell, 1989-92
126 Gene Mingo, 1960-64
95 Bobby Howfield, 1968-70
70 Fred Steinfort, 1979-81

## Season

46	Jason Elam, 1996
45	Rich Karlis, 1986
44	Rich Karlis, 1985
42	Jason Elam, 1993
41	Rich Karlis, 1984
40	David Treadwell, 1989
40	Jim Turner, 1973
39	Jason Elam, 1995
39	Jim Turner, 1976
38	Jim Turner, 1974

## Game

6	Elam, vs. Baltimore, 10/20/96
6	Treadwell, vs. Cincinnati, 9/1/91
6	Karlis, vs. Minnesota, 11/18/64
6	Steinfort, vs. San Diego, 9/27/81
6	Turner, (6 times: vs. New England, 11/11/79, vs. Tampa Bay, 11/7/76, vs. Cleveland, 9/26/76, vs. N.Y. Jets, 9/19/76, at Houston, 10/14/73, vs. New England, 12/17/72)
5	16 (last by Elam, vs. Ariz., 11/5/95)

## MOST PATs MADE

Career
283 Jim Turner, 1971-79
244 Rich Karlis, 1982-88
155 Jason Elam, 1993-96
132 David Treadwell, 1989-92
120 Gene Mingo, 1960-64

## Season

46	Jason Elam, 1996
44	Rich Karlis, 1986
41	Jason Elam, 1993
41	Rich Karlis, 1985
40	Jim Turner, 1973
39	Jason Elam, 1995

39	David Treadwell, 1989
38	Rich Karlis, 1984
37	Jim Turner, 1972
37	Rich Karlis, 1987

## Game

6	Elam, vs. Baltimore, 10/20/96
6	Treadwell, vs. Cincinnati, 9/1/91
6	Karlis, vs. Minnesota, 11/18/84
6	Steinfort, vs. San Diego, 9/27/81
6	Turner, New England, 11/11/79
6	Turner, vs. Tampa Bay, 11/7/76
6	Turner, at Houston, 10/14/73
6	Turner, vs. New England, 12/17/72
5	Elam, vs. Arizona, 11/5/95
5	Elam, vs. Washington, 9/17/95
5	Howfield, at Buffalo, 9/28/69
5	Mingo, vs. N.Y. Titans, 11/22/62

## MOST PATs MADE BY A ROOKIE

Season
41 Jason Elam, 1993 (42 attempts)
39 David Treadwell, 1989 (40 att.)
33 Gene Mingo, 1960 (36 att.)

## BEST PAT PERCENTAGE

## Career (min. 20 attempts)

.994	Jason Elam, 1993-96
.983	Gary Kroner, 1965-67
.979	Bobby Howfield, 1968-70
.971	David Treadwell, 1989-92
.971	Fred Steinfort, 1979-81
.961	Rich Karlis, 1982-88
.952	Gene Mingo, 1960-64
.931	Jim Turner, 1971-79

## Season (min. 14 attempts)

1.000	11 times, last by Jason Elam, 1996 (46 of 46)
-------	---

## MOST CONSECUTIVE PATs MADE

131	Jason Elam (9th gm. in '93-current)
82	Rich Karlis (5th gm. '86-9th '88)
82	Jim Turner (1st gm. '71-9th '73)

## MOST FIELD GOALS ATTEMPTED

## Career

233	Jim Turner, 1971-79
193	Rich Karlis, 1982-88
138	Jason Elam, 1993-96
127	David Treadwell, 1989-92
119	Gene Mingo, 1960-64
79	Bobby Howfield, 1968-70
64	Fred Steinfort, 1979-81
56	Gary Kroner, 1965-67

## Season

39	Gene Mingo, 1962
38	Jason Elam, 1995
38	Rich Karlis, 1985
38	Jim Turner, 1971
37	Jason Elam, 1994
36	David Treadwell, 1991
36	Rich Karlis, 1988
35	Jason Elam, 1993
34	David Treadwell, 1990
34	Fred Steinfort, 1980

## Game

7	Karlis, at San Diego, 10/02/88
7	Mingo, vs. San Diego, 10/06/63
6	Elam, vs. Buffalo, 9/3/95
6	Steinfort, vs. Oakland, 9/06/81
6	Kroner, vs. Houston, 10/02/66
6	Guesman, vs. Oakland, 11/29/64
5	15 times

## INDIVIDUAL RECORDS — SCORING / TEAMS RECORDS

## MOST FIELD GOALS MADE

## Career

151	Jim Turner, 1971-79
137	Rich Karlis, 1982-88
108	Jason Elam, 1993-96
99	David Treadwell, 1989-92
72	Gene Mingo, 1960-64
43	Fred Steinfort, 1979-81
40	Bobby Howfield, 168-70
29	Gary Kroner, 1965-67

## Season

31	Jason Elam, 1995
30	Jason Elam, 1994
27	David Treadwell, 1991
27	David Treadwell, 1989
27	Gene Mingo, 1962
26	Jason Elam, 1993
26	Fred Steinfort, 1980
25	David Treadwell, 1990
25	Jim Turner, 1971

## Game

5	Elam, vs. Buffalo, 9/3/95
5	Karlis, vs. Seattle, 11/20/83
5	Mingo, vs. San Diego, 10/6/63
4	16 times, most recently Jason Elam, at N.Y. Jets, 9/5/93

## MOST FIELD GOALS MADE BY A ROOKIE

## Season

27	David Treadwell, 1989
26	Jason Elam, 1993
18	Gene Mingo, 1960

## Game

4	Elam, at N.Y. Jets, 9/5/93
4	Treadwell, at Buffalo, 9/18/89

## BEST FIELD GOAL PERCENTAGE

## Career (min. 20 attempts)

.783	Jason Elam, 1993-96
.780	David Treadwell, 1989-92
.710	Rich Karlis, 1982-88
.672	Fred Steinfort, 1979-81
.648	Jim Turner, 1971-79
.605	Gene Mingo, 1960-64
.518	Gary Kroner, 1965-67
.506	Bobby Howfield, 1968-70

## Season (min. 10 attempts)

.846	Rich Karlis, 1982 (11 of 13)
.840	Rich Karlis, 1983 (21 of 25)
.833	David Treadwell, 1992 (20 of 24)
.818	David Treadwell, 1989 (27 of 33)
.816	Jason Elam, 1995 (31 of 38)
.811	Jason Elam, 1994 (30 of 37)
.750	Jason Elam, 1996 (21 of 28)
.765	Fred Steinfort, 1980 (26 of 34)
.750	David Treadwell, 1991 (27 of 36)
.750	Rich Karlis, 1984 (21 of 28)

## LONGEST FIELD GOALS

57	Steinfort, vs. Washington, 10/13/80
56	Elam, at Houston, 11/26/95
55	Steinfort, at Seattle, 12/21/80
55	Steinfort, vs. Dallas, 9/14/80
54	Elam, at San Diego, 10/23/94
54	Elam, vs. San Diego, 9/12/93
53	Elam, vs. Arizona, 11/5/95
53	Elam, vs. Minnesota, 11/14/93
53	Elam, vs. Kansas City, 12/12/93
53	Steinfort, at Seattle, 12/21/80
53	Turner, vs. Oakland, 11/02/75
53	Turner, vs. Cleveland, 10/19/75
53	Howfield, vs. San Diego, 12/13/70

53	Mingo, vs. San Diego, 9/07/62
53	Howfield, vs. San Diego, 12/13/70
53	Mingo, vs. San Diego, 9/07/62

## Most Consecutive Games with a FG

15	Karlis (13th in '84 - 11th in '85)
12	Treadwell (7th in '91 - 1st in '92)

## Most Consecutive Field Goals Made

13	Karlis (last 4 in '84 - first 9 in '85)
11	Elam (last 8 in '94 - first 3 in '95)
11	Treadwell (13th - 23rd in '89)
11	Treadwell (first 11 in '89)

## Most Consecutive Games Scoring

69	Karlis, 1984-88
64	Elam, 1993-96 (current)

## Most Consec. Games Scoring, Non-Kicker

6	Taylor, 1960-61; Denson, '69; Little '72, V. Johnson, '87
---	---

## Most Consec. Games Scoring by Rush

5	Winder, 1985
---	--------------

## Most Consec. Games Scoring by Rec.

6	Taylor, '60-'61; Denson, '69; Johnson, '87
---	--

## TEAMS RECORDS—GENERAL

## CHAMPIONSHIPS

## American Football Conference

4	1977, 1986, 1987, 1989
---	------------------------

## AFC Western Division

8	1977, 1978, 1984, 1986, 1987, 1989, 1991, 1996
---	--

## Playoff Berths

11	1977, 1978, 1979, 1983, 1984, 1986, 1987, 1989, 1991, 1993, 1996
----	--

## MOST WINS, ONE SEASON

13	1996
13	1984
12	1991
12	1977
11	1989
11	1986
11	1985
10	1987
10	1981
10	1979
10	1978

## MOST CONSECUTIVE WINS

10	1984 (3rd through 12th)
9	1996 (5th through 13th)
8	1985-1986 (last two '85, first 6 '86)
8	1976-1977 (last two '76, first 6 '77)
6	1991-92 (last four '91, first 2 '92)
6	1977 (first six games)
4	1994
4	1989
4	1988-1989 (last gm. '88, first 3 '89)
4	1987
4	1985
4	1983
4	1981
4	1979
4	1962

## MOST CONSEC. GAMES WITHOUT LOSS

10	1984
9	1996
8	1985-1986
8	1976-1977
7	1973
6	1991-92
6	1977





## TEAM RECORDS — GENERAL / OFFENSE

## MOST CONSECUTIVE HOME WINS

12	10/16/83 — 11/18/84
9	11/6/77 — 10/16/89 (incl. playoffs)
8	9/1/96 — 12/15/96 (current)
8	9/6/81 — 12/13/81
6	11/7/76 — 10/9/77

## MOST CONSECUTIVE ROAD WINS

7	12/12/76 — 12/4/77
4	9/29/96 — 11/24/96
3	9/30/62 — 11/4/62
2	many (last 10/9/94 — 10/23/94)

## MOST CONSECUTIVE PRESEASON WINS

9	8/22/81 — 8/20/83
7	8/14/76 — 8/20/77
4	many (last 8/11/79 — 8/3/80)

## MOST CONSEC. PRESEASON HOME WINS

6	8/22/81 — 8/20/83
4	twice (last 8/31/90 — 8/8/92)

## MOST CONSEC. PRESEASON ROAD WINS

3	many (last 8/15/87 — 8/3/88)
---	------------------------------

## MOST CONSEC. POSTSEASON HOME WINS

6	current (began 1/4/87 — 1/4/92)
---	---------------------------------

## MOST CONSECUTIVE LOSSES

11	1963-1964
9	1967

## MOST CONSEC. GAMES WITHOUT WIN

14	1963-1964
9	1967

## MOST CONSECUTIVE HOME LOSSES

7	9/24/67 — 9/29/68
3	three times (last 11/21/65 — 9/25/66)

## MOST CONSECUTIVE ROAD LOSSES

12	11/9/63 — 9/11/65
6	three times (last 10/12/92 — 12/27/92)
5	many (last 10/23/88 — 12/11/88)

## MOST CONSEC. PRESEASON LOSSES

6	twice (last 8/17/68 — 8/16/69)
5	twice (last 8/21/65 — 8/12/66)
4	8/23/63 — 8/14/64

## MOST CONSEC. PRESEASON HOME LOSSES

4	8/7/65 — 8/28/66
3	8/17/68 — 8/9/69
2	many (last 8/17/68 — 8/23/68)

## MOST CONSEC. PRESEASON ROAD LOSSES

7	8/25/90 — 8/16/93
6	twice (last 8/30/68 — 8/29/70)
5	twice (last 8/14/71 — 8/19/72)

## MOST CONSEC. HOME GAMES W/O WIN

7	9/24/67 — 9/29/68
7	11/1/70 — 10/10/71
6	three times (last 11/21/65 — 9/25/66)

## MOST CONSEC. ROAD GAMES W/O WIN

17	12/2/62 — 9/11/65
6	three times (last 10/12/92 — 12/27/92)
5	many (last 10/23/88 — 12/11/88)

## SCORING

## MOST POINTS SCORED

## Season

391	1996
388	1995
380	1985
379	1987
378	1986
373	1993
362	1989
354	1973
353	1984
353	1962

## Game

50	vs. San Diego, 10/6/63
48	vs. Tampa Bay, 11/7/76
48	at Houston, 10/14/73
46	vs. New York Jets, 9/19/76
45	vs. Baltimore, 10/20/96
45	vs. Cincinnati, 9/1/91
45	vs. New England, 11/11/79
45	vs. New England, 12/17/72
45	vs. New York Titans, 11/22/62
44	at Atlanta, 9/22/85
44	vs. Cleveland, 9/26/76
44	vs. Oakland, 10/5/62

## LARGEST MARGIN OF VICTORY

43	vs. New York Jets, 9/19/76 (46-3)
37	at Phoenix, 12/16/89 (37-0)
37	vs. Oakland, 10/5/62 (44-7)
35	vs. New England, 11/11/79 (35-10)
35	vs. Tampa Bay, 11/7/76 (48-13)
34	vs. Detroit, 11/1/87 (34-0)
31	vs. Cincinnati, 9/1/91 (45-14)
31	vs. San Diego, 9/11/88 (34-3)
31	vs. Cleveland, 9/26/76 (44-13)

## MOST POINTS, ONE HALF

38	vs. Seattle, 11/26/89
38	vs. New England, 11/11/79
38	vs. Tampa Bay, 11/7/76
35	vs. Minnesota, 11/18/84
33	vs. San Diego, 10/6/63
32	vs. New York Titans, 11/22/62
31	vs. New York Jets, 9/1/96
31	vs. Kansas City, 11/16/86
31	vs. Boston, 10/23/63
30	four times (last vs. Cleve. 11/13/88)

## MOST POINTS, ONE QUARTER

26	at New York Jets, 12/3/67
24	vs. New York Jets, 9/1/96
24	vs. Washington, 9/17/95
24	vs. Seattle, 11/26/89
24	vs. New England, 11/11/79
24	vs. Tampa Bay, 11/7/76
24	vs. San Diego, 10/6/63
24	vs. Buffalo, 11/27/60
23	vs. New York Jets, 9/19/76
23	vs. Oakland, 10/5/62
23	vs. Dallas, 10/5/86

## FEWEST POINTS SCORED

## Season

148	1982*
196	1966
203	1971
240	1964
251	1961
253	1970
254	1975
255	1968
256	1967
292	1992

\*[players' strike; nine-game season]



## TEAM RECORDS — OFFENSE

## Game (times Denver shutout — 9)

0	at L.A. Raiders (24-0) 11/22/92
0	at Philadelphia (30-0) 9/20/92
0	at New Orleans (42-0) 11/20/88
0	at Chicago (27-0) 9/9/64
0	at San Diego (23-0) 10/8/78
0	at San Diego (17-0) 12/15/74
0	at Kansas City (16-0) 12/6/70
0	at Oakland (51-0) 9/10/67
0	at San Diego (37-0) 10/29/61

## MOST TOUCHDOWNS SCORED

## Season

47	1996
45	1987
45	1986
45	1985
42	1995
42	1993
42	1984
41	1973
40	1989
39	1981, '76, '74, '62

## Game

6	11 times (last vs. Balt., 10/20/96)
---	-------------------------------------

## MOST FIELD GOALS MADE

## Season

31	1995
30	1994
27	1991
27	1989
27	1962
26	1993
26	1980
25	1990
25	1971
23	1988
23	1985

## Game

5	vs. Buffalo, 9/3/95
5	vs. Seattle, 11/20/83
4	19 times (last vs. Oak., 10/16/95)

## BEST PERCENTAGE ON PAT ATTEMPTS

1.000	1996 (46 of 46)
1.000	1995 (39 of 39)
1.000	1994 (29 of 29)
1.000	1973 (40 of 40)
1.000	1972 (37 of 37)
1.000	1971 (18 of 18)
1.000	1968 (31 of 31)
1.000	1966 (20 of 20)
1.000	1965 (32 of 32)
1.000	1963 (35 of 35)
1.000	1961 (27 of 27)

## TOTAL OFFENSE

## MOST TOTAL PLAYS

## Season

1,152	1985
1,092	1996
1,077	1988
1,071	1989
1,070	1987
1,060	1995
1,060	1993
1,062	1981
1,057	1994
1,044	1979

## Game

95	at Green Bay (Milw.), 9/20/87
88	at Seattle, 10/29/78 (OT)
86	at Chicago, 12/12/76
86	vs. San Diego, 11/30/75
84	vs. Oakland, 10/16/95
84	at Kansas City 12/18/94
84	at L.A. Raiders, 10/28/84 (OT)
84	vs. Boston, 12/3/61
83	at Phoenix, 12/16/89
83	at Seattle, 12/8/79
83	at Houston, 12/20/64
83	at Houston, 11/20/60

## MOST YARDS TOTAL OFFENSE

## Season

6,040	1995
5,791	1996
5,624	1987
5,506	1988
5,496	1985
5,487	1994
5,461	1993
5,426	1981
5,416	1986
5,213	1990

## Game

548	vs. Baltimore, 10/20/96
543	vs. New York Jets, 9/19/76
532	vs. Kansas City, 11/18/74
522	at San Diego, 11/29/87
507	vs. Oakland, 12/14/80
505	vs. San Diego, 9/7/62
504	vs. Seattle, 9/13/87
492	vs. Houston, 11/6/60
482	vs. New England, 12/17/72
479	at Seattle, 12/20/85

## HIGHEST AVERAGE GAIN PER PLAY

## Season

5.70	1995
5.38	1972
5.30	1996
5.26	1987
5.21	1974

## Season

5.20	1962
5.15	1993
5.11	1988
5.10	1981
5.04	1990

## Game

8.56	vs. San Diego, 9/7/62
8.21	at Houston, 10/14/73
7.77	vs. New England, 12/17/72
7.73	vs. Kansas City, 9/21/75
7.66	vs. Arizona, 11/5/95
7.64	at Oakland, 10/22/72
7.54	vs. New York Jets, 9/19/76
7.51	vs. Baltimore, 10/20/96
7.47	vs. Houston, 9/17/72
7.44	vs. Kansas City, 12/10/78

## FEWEST YARDS TOTAL OFFENSE

## Season

2,837	1982*
3,168	1966
3,332	1964
3,811	1961
3,827	1970
3,906	1977
3,971	1968
3,995	1963
4,136	1976
4,158	1971

\*[players' strike; nine-game season]

## TEAM RECORDS — OFFENSE

## TOTAL OFFENSE, CONT.

## FEWEST YARDS TOTAL OFFENSE, CONT.

Game	
5	at Oakland, 9/10/67
26	at Houston, 9/3/66
82	at Philadelphia, 9/20/92
117	vs Buffalo, 12/13/64
128	at Washington, 10/12/92
130	at Chicago, 9/9/84
132	vs Boston, 10/4/64
139	at Pittsburgh, 9/4/83
148	at Kansas City, 12/6/70
152	vs Oakland, 9/3/78

## RUSHING

## MOST RUSHES

Season	
601	1978
554	1989
525	1996
524	1979
523	1977
515	1981
512	1971
510	1987
508	1984
506	1991

## Game

60	vs. San Diego, 11/30/75
59	at Kansas City, 9/24/78
59	at Chicago, 12/12/76
57	at Seattle, 10/29/78 (OT)
57	at Cleveland, 10/24/71
55	vs. San Diego, 10/17/71
53	at Kansas City, 11/20/77
50	at New York Jets, 10/28/73
49	vs. L.A. Raiders, 9/30/84
49	vs. Philadelphia, 12/14/75

## MOST YARDS RUSHING

Season	
2,451	1978
2,362	1996
2,157	1974
2,093	1971
2,092	1989
2,076	1984
2,043	1977
2,040	1979
2,018	1991
1,995	1995

## Game

356	at Chicago, 12/12/76
328	vs. San Diego, 11/30/75
292	at Oakland, 11/24/74
280	at Cleveland, 10/24/71
278	at Seattle, 10/29/78 (OT)
272	at Cincinnati, 10/19/69
253	at Houston, 10/9/83
251	vs. New York Jets, 9/19/76
249	at Kansas City, 4/20/77
243	vs. Houston, 12/8/74

## BEST AVERAGE GAIN PER RUSH

Season	
4.50	1996
4.50	1995
4.50	1972
4.44	1974
4.15	1971
4.13	1970
4.08	1984
4.09	1971
4.08	1978
4.07	1975

## Game (min. 10 rushes)

7.17	vs. San Diego 9/4/94
6.68	vs Dallas, 10/30/60
6.64	vs. Houston, 9/17/72
6.60	at Philadelphia, 11/12/95
6.59	vs. Buffalo, 11/19/61
6.55	at Indianapolis, 10/31/88
6.53	vs. Baltimore, 10/20/96
6.41	at San Diego, 12/15/74
6.33	vs. Oakland, 10/5/62
6.30	at Oakland, 10/11/70

## FEWEST YARDS RUSHING

## Season

1,018	1982*
1,991	1961
1,173	1966
1,195	1960
1,265	1967
1,298	1962
1,311	1964
1,470	1994
1,500	1992
1,508	1963

\*(players' strike; nine-game season)

## Game

13	at Oakland, 10/22/72
20	at Dallas, 12/10/61
26	at Washington, 10/12/92
27	at Buffalo, 9/15/62
28	vs New England, 11/4/84
28	vs Kansas City, 10/23/66
29	vs Oakland, 11/28/63
33	at Los Angeles Raiders, 9/8/91
33	at Houston, 12/2/62
34	at San Diego, 11/23/69

## PASSING

## MOST PASS ATTEMPTS

## Season

626	1994
617	1985
594	1995
581	1988
568	1961
559	1962
553	1993
549	1986
536	1996
530	1987

## Game

59	at Green Bay, 10/10/93
56	at Los Angeles Raiders, 12/26/82
56	at Buffalo, 9/15/62
56	at Boston, 9/21/62
55	at Houston, 12/20/64
54	at New York Titans, 9/24/61
54	vs. Houston, 11/6/60

## MOST COMPLETIONS

## Season

388	1994
350	1995
350	1993
329	1985
327	1996
324	1988
306	1986
305	1990
292	1962
289	1981

## Game

36	vs. San Diego 9/4/94
35	at Houston, 12/20/64
33	at Green Bay, 10/10/93
32	vs. San Diego, 10/6/96
32	vs. Kansas City, 11/18/74
31	vs. Houston, 11/6/60
30	vs. Washington, 9/17/95
30	vs. Minnesota, 11/14/93
30	vs. Seattle, 9/23/90
30	at Green Bay (Milw.), 9/20/87

## BEST COMPLETION PERCENTAGE

## Season

.633	1993
.620	1994
.610	1996
.596	1981
.579	1990
.589	1995
.582	1982
.561	1980
.559	1974
.558	1988

## Game (min. 10 attempts)

.917	at L.A. Raiders, 11/2/86 (11 of 12)
.875	vs. San Diego, 9/27/81 (21 of 24)
.870	vs. K. City, 12/10/78 (20 of 23)
.826	at San Fran., 12/17/94 (19 of 23)
.818	at Kansas City, 12/4/94 (18 of 22)
.783	vs. San Diego, 9/4/94 (36 of 46)
.783	vs. Minnesota, 11/18/84 (18 of 23)
.780	vs. San Diego, 10/6/96 (32 of 41)
.773	vs. Arizona, 11/5/95 (17 of 22)
.773	vs. Houston, 11/2/80 (17 of 22)
.765	vs. Cincinnati, 12/14/69 (13 of 17)

## MOST YARDS PASSING (NET YARDS)

## Season

4,260	1995
4,017	1994
3,768	1993
3,691	1988
3,654	1987
3,645	1985
3,538	1986
3,531	1981
3,466	1983
3,433	1979

## Game

459	vs. Kansas City, 11/18/74
431	vs. Oakland, 12/14/80
428	at Buffalo, 9/15/62
396	at Oakland, 10/22/72
385	at Seattle, 12/20/85
384	vs. San Diego, 9/7/62
382	vs. Atlanta 11/20/94
373	at Boston, 9/21/62
371	vs. San Diego 9/4/94
371	vs. Houston, 11/6/60
363	at San Diego, 11/23/69
361	at Los Angeles, 1/2/94
350	vs. San Diego, 9/7/62

## FEWEST YARDS PASSING (NET YARDS)

## Season

1,682	1967
1,995	1966
1,819	1982*
2,021	1964
2,025	1970
2,065	1971
2,204	1976
2,328	1974
2,357	1968
2,378	1978

\*(players' strike; nine-game season)

## Game

-53	at Oakland, 9/10/67
-7	at Houston, 9/3/66
1	at Pittsburgh, 9/4/83
6	vs New York, 11/15/64
8	vs Oakland, 9/3/78
8	vs San Diego, 11/30/75
18	at New York, 12/3/67
20	at Houston, 11/14/65
30	at Philadelphia, 9/20/92
33	vs San Diego, 10/7/79

## MOST TOUCHDOWN PASSES THROWN

## Season

27	1995
27	1993
27	1981
26	1996
24	1988
24	1987
24	1960
23	1985
23	1969
23	1963

## Game

5	vs. Minnesota, 11/18/84
5	vs. Buffalo, 10/28/62
4	vs. San Diego, 10/6/96
4	vs. Jacksonville, 12/3/95
4	vs. Dallas, 12/6/92
4	vs. Seattle, 11/26/89
4	vs. L.A. Rams, 11/27/88
4	vs. Seattle, 9/13/87
4	at Atlanta, 9/22/85
4	vs. San Diego, 9/27/81
4	vs. Baltimore, 9/20/81
4	vs. Pittsburgh, 9/22/74
4	vs. Houston, 10/14/73
4	vs. Buffalo, 11/24/68
4	vs. Buffalo, 11/3/63
4	vs. Boston, 10/23/60

## MOST INTERCEPTIONS THROWN

## Season

45	1961
40	1962
35	1960
34	1975

## Game

8	at Houston, 12/2/62
6	vs. San Diego, 9/21/80
6	vs. San Diego, 11/30/75
6	at San Diego, 9/24/72
6	vs. Buffalo, 11/19/61
6	at Houston, 11/26/61
6	at Green Bay (Milwaukee), 9/26/71
5	15 times

## BEST INTERCEPTION AVOIDANCE PCT.

## Season

.018	1993
.021	1994
.024	1995
.029	1986
.032	1996
.034	1990
.036	1987
.036	1984
.037	1985
.038	1988
.038	1977

## Game

.000	many times
------	------------



## TEAM RECORDS — OFFENSE

## HIGHEST AVERAGE GAIN PER ATTEMPT

Season
8.23 1981
8.09 1974
7.34 1993
7.31 1987
7.21 1991
7.21 1979
7.21 1977
7.17 1995
7.16 1973
7.11 1976

## HIGHEST AVERAGE GAIN PER COMPLETION

Season
14.94 1976
14.56 1984
14.46 1974
14.18 1963
14.16 1966
13.90 1977
13.81 1981
13.81 1975
13.81 1973
13.65 1983

## FEWEST TIMES DENVER PASSER SACKED

Season
22 1971
24 1982*
24 1965
26 1995
27 1973

*\*(players' strike; nine-game season)*

## Game

0 many times

## MOST TIMES DENVER PASSER SACKED

Season
63 1963
61 1981
61 1964
58 1967
55 1994
55 1983
52 1992
51 1969
50 1977
48 1978
48 1976

## Game

11 vs. Oakland, 11/5/67
11 vs. Buffalo, 12/13/64
10 at Oakland, 10/31/76
10 at Oakland, 12/8/75
9 at Chicago, 10/2/83
8 vs. Oakland, 10/30/77
8 vs. Boston, 10/4/64
8 vs. Kansas City, 10/1/72

## MOST YARDAGE LOST ON SACKS

Season
590 1963
520 1964
508 1967

## Season

95 vs. Oakland, 11/5/67
84 vs. Buffalo, 12/13/64
78 vs. Kansas City, 12/14/68
78 vs. Boston, 9/29/63
77 at Boston, 9/21/62
47 at Cincinnati, 9/20/96
46 at L.A. Raiders, 12/3/89
46 at Cleveland, 10/24/71
44 at Boston, 9/24/65
44 vs. Boston, 9/29/63

## FIRST DOWNS

## Most First Downs

## Season

346 1994
344 1995
339 1985
338 1988
336 1996
331 1987
327 1993
323 1990
319 1986
308 1989

## Game

34 vs Oakland, 11/5/67
31 vs. Seattle, 12/1/96
31 at San Diego, 11/ 29/87
31 vs Houston, 10/6/85
31 vs New York Jets, 9/19/76
30 at Oakland, 12/24/95
30 vs San Diego, 9/4/94
29 vs Cleveland, 10/30/94
29 at Green Bay (Milw), 9/20/87
29 vs New York Jets, 11/16/80

## MOST FIRST DOWNS RUSHING

## Season

134 1996
132 1987
130 1979
129 1978
126 1990
125 1989
121 1984
120 1974
117 1991
114 1995

## Game

19 at Chicago, 12/12/76
19 vs San Diego, 11/30/75
17 at Seattle, 10/29/78 (OT)
16 at Kansas City, 10/27/85
16 vs New York Giants, 10/26/80
16 at Kansas City, 9/24/78
16 at Boston, 9/24/65
15 vs Detroit, 11/1/87
15 at Detroit, 11/28/74
15 at Oakland, 11/24/74

## MOST FIRST DOWNS PASSING

## Season

205 1995
202 1994
196 1988
192 1985
187 1993
184 1986
181 1981
180 1996
177 1962
173 1987

## Game

25 vs Kansas City, 11/24/74
23 at Houston, 12/20/64
22 vs Oakland, 12/14/80
20 at Buffalo, 9/15/62
19 at Seattle, 12/20/85
19 at Los Angeles Raiders, 12/26/82
19 vs San Diego, 9/27/81
18 at Oakland, 12/24/95
18 vs San Diego, 9/4/94
18 vs Seattle, 9/23/90
18 vs New England, 11/4/84
18 vs Baltimore, 9/20/81
18 at San Diego, 11/23/69
18 vs Houston, 11/6/60



## TEAM RECORDS — OFFENSE / SPECIAL TEAMS

## MOST FIRST DOWNS BY PENALTY

## Season

43 1994
41 1986
38 1983
36 1988
35 1993
34 1985
34 1981
28 1978
27 1990
27 1979
27 1965

## Game

11 vs Houston, 10/6/85
7 vs Los Angeles Raiders, 9/7/86
6 vs Houston, 9/7/64
5 13 games, most recently vs Minnesota, 11/14/93

## FEWEST FIRST DOWNS

## Season

170 1982*
171 1966
172 1967
211 1964
217 1971
217 1970
217 1968
219 1961
223 1977
230 1963

*\*(players' strike; nine-game season)*

## Game

0 at Houston, 9/3/66
3 at Oakland, 9/10/67
4 at Philadelphia, 9/20/67
7 at Washington, 10/12/92
7 at Kansas City, 12/6/70
7 vs Buffalo, 12/13/64
8 at Chicago, 9/9/84
8 at New England, 9/29/80
8 at Oakland, 10/16/77
8 at Houston, 10/10/76
8 vs Houston, 11/16/69

## PUNTING

## Most Punts

## Season

105 1967
96 1984
96 1978
96 1969
95 1985
91 1977
89 1979
87 1983
87 1970
86 1981

## Game

12 at Buffalo, 10/25/81
12 vs Cincinnati, 10/6/68
12 at Oakland, 9/10/67
11 vs Seattle, 10/20/85
11 at Seattle, 11/30/92
10 seven times, most recently at Baltimore, 9/11/83

## FEWEST PUNTS

## Season

45 1982*
54 1995
59 1962

## FEWEST PUNTS, SEASON, CONT.

60 1990
60 1972
63 1975
65 1996
65 1987
68 1993
68 1988
68 1965

*\*(players' strike; nine-game season)*

## Game

0 at Minnesota, 11/4/90
0 vs. Dallas, 10/8/61
1 6 times

## BEST PUNTING AVERAGE

## Season

45.2 1966
45.1 1973
45.0 1982
44.9 1967
44.4 1993
44.3 1963
43.9 1980
43.8 1988
43.6 1992

## Game (min. 4 punts)

57.2 vs Los Angeles Raiders, 9/26/88
56.6 vs Seattle, 11/24/84
55.8 vs San Diego, 12/16/90
55.0 at New England, 10/27/91
53.8 vs San Diego, 10/22/67
53.5 vs New York Jets, 11/17/63
52.5 at San Diego, 12/22/63
52.5 vs Kansas City, 10/11/64
51.5 vs Kansas City, 12/29/87
51.5 at San Diego, 12/9/73

## LOWEST PUNTING AVERAGE

35.1 1976
36.4 1978
37.3 1960
39.2 1977
39.4 1961
39.7 1986
39.9 1989
39.9 1987
39.9 1979
39.9 1975

## BEST NET PUNTING AVERAGE

## Season (category started in 1976)

38.5 1990
37.9 1988
37.8 1982
37.7 1992
37.3 1995
37.1 1994
37.1 1993
36.4 1991
36.2 1996
35.9 1980

## Game (min. 4 punts)

52.8 vs Los Angeles Raiders, 9/26/88
52.3 at Houston, 12/4/77
48.3 vs San Francisco, 9/19/82
47.5 at Indianapolis, 10/21/90
47.0 vs Seattle, 11/25/84
46.0 vs San Diego, 11/9/86
45.8 vs Pittsburgh, 10/14/90
44.8 at Cleveland, 9/27/92
44.5 vs San Diego, 9/12/93
44.4 vs San Diego, 9/13/92
43.8 at San Diego, 11/3/85



## TEAM RECORDS — SPECIAL TEAMS / MISCELLANEOUS

## PUNT RETURNS

## MOST PUNT RETURNS

## Season

63	1970
58	1977
53	1988
51	1981
51	1978
51	1976
49	1996
48	1987
48	1986
46	1985

## Game

8	vs San Diego, 12/27/87
8	vs Baltimore, 10/22/78
8	vs San Diego, 11/30/75
8	at Kansas City, 10/6/74
8	at Buffalo, 9/20/70
7	seven times (last vs. K.C., 10/27/96)

## MOST PUNT RETURN YARDS

## Season

712	1977
640	1976
583	1996
582	1978
556	1970
552	1986
486	1987
474	1974
470	1975
451	1988

## Game

167	vs Pittsburgh, 11/6/77
150	vs San Diego, 12/27/88
128	San Francisco, 9/19/82
126	at New York Jets, 12/3/67
125	vs Cleveland, 9/26/76
121	at Buffalo, 9/20/70
116	at Houston, 11/14/65
113	vs New York Jets, 11/17/63
112	at Kansas City, 10/18/87
111	vs San Diego, 10/3/76

## BEST PUNT RETURN AVERAGE

14.5	1982
13.5	1967
12.9	1963
12.5	1976
12.3	1977
12.2	1969
11.9	1996
11.5	1995
11.5	1986
11.5	1975

## KICKOFF RETURNS

## MOST KICKOFF RETURNS

## Season

78	1963
76	1974
75	1994

## Game

10	at Indianapolis, 10/31/88
10	vs Boston, 10/4/64
10	at San Diego, 12/22/63
9	at Kansas City, 12/18/83
9	at Boston, 10/18/63
9	vs Kansas City, 9/7/63

## BEST KICKOFF RETURN AVERAGE

26.9	1966
25.3	1967
24.5	1975

24.4	1965
23.9	1996
23.6	1969
23.4	1976
23.2	1995

## MOST KICKOFF RETURN YARDS

## Season

1801	1963
1758	1964
1731	1965

## Game

295	vs Boston, 10/4/64
289	vs Kansas City, 9/7/63
238	at Kansas City, 10/8/63
219	at Indianapolis, 10/31/88
217	at San Diego, 10/29/61
215	at Houston, 9/3/66
215	at San Diego, 10/29/61

## FUMBLES

## MOST FUMBLES

## Season

40	1961
36	1984
36	1966
35	1979
34	1988
34	1983
34	1963

## Game

6	vs Philadelphia, 11/29/89
6	vs Cleveland, 10/19/75
6	at Boston Patriots, 11/6/66
6	vs L.A. Chargers, 10/16/60
5	12 (last vs. Oakland, 10/16/95)

## MOST FUMBLES LOST

## Season

23	1961
19	1983
18	1994
18	1993
18	1981
18	1979
17	1987
17	1984
17	1982
17	1978
17	1966
17	1960

## Game

5	vs Cleveland, 10/19/75
5	vs Chicago, 9/30/73
4	at Indianapolis, 10/31/88
4	vs San Diego, 9/12/82
4	vs Kansas City, 12/7/80
4	at Minnesota, 9/11/78
4	vs Kansas City, 10/10/65
4	at San Diego, 12/22/63
4	at Boston, 9/16/61
4	at Boston, 10/23/60

## FEWEST FUMBLES

## Season

15	1969
16	1995
21	1973
23	1976
23	1974
23	1970
23	1967
24	1986
24	1985
24	1982*
24	1971

\*(players' strike; nine-game season)

## TEAM RECORDS — MISCELLANEOUS / DEFENSE

## Game

0 many times

## FEWEST FUMBLES LOST

## Season

8	1985
8	1964
9	1969
9	1973
11	1972
12	1989
12	1988
12	1976
13	1991
13	1986

## Game

0 many times

## PENALTIES

## MOST PENALTIES

## Season

132	1978
116	1979
112	1993
109	1996
109	1995
108	1990
105	1976
104	1986
102	1983
101	1994

## Game

15	vs Tampa Bay, 11/7/76
14	at Kansas City, 9/20/93
14	vs Oakland, 10/17/76
14	at New York Jets, 10/28/73
13	at San Diego, 9/24/95
13	at Green Bay, 10/10/93
13	at Seattle, 11/30/92
12	7 (last vs Seattle, 12/9/90)

## MOST YARDS PENALIZED

## Season

1,097	1978
1,006	1979
986	1976
949	1996
910	1986
899	1980
887	1970
883	1977
865	1994
851	1995

## Game

160	vs Tampa Bay, 11/7/76
134	vs Pittsburgh, 11/6/77
132	at Oakland, 10/17/76
130	vs New York Titans, 11/22/62
128	at Minnesota, 10/26/87
128	Seattle, 10/8/79
123	New York Jets, 10/28/73
123	at Oakland, 11/9/69
121	at New York Jets, 12/3/67
112	at Green Bay, 10/10/93

## FEWEST PENALTIES

## Season

48	1967
54	1982*
60	1961

\*(players' strike; nine-game season)

## Game

0	at Chicago, 12/18/93
0	vs Kansas City, 12/17/67
1	14 (last vs Seattle, 11/13/94)

## FEWEST YARDS PENALIZED

## Season

501	1960
512	1967
516	1982*
548	1963

\*(players' strike; nine-game season)

## Game

0	at Chicago, 12/18/93
0	vs Kansas City, 12/17/67
0	at Boston, 9/21/62
5	vs Atlanta, 10/16/88
5	at Kansas City, 10/27/85
5	vs Kansas City, 9/7/63
5	vs Boston, 11/11/62
5	vs Dallas, 10/30/60

## GIVEAWAY/TAKEAWAY RATIO (1970-96)

+21	1984
+12	1977
+11	1989
+11	1987
+10	1978
+8	1991
+7	1983
+7	1981
+6	1986
+5	1985
+3	1993
+3	1974
+1	1971
0	1996
-1	1976
-3	1979
-5	1994
-5	1988
-7	1990
-9	1970
-9	1995
-10	1980
-12	1972
-13	1992
-16	1975
-17	1982

## TOTAL DEFENSE

## FEWEST POINTS ALLOWED

## Season

148	1977
198	1978
206	1976
226	1989
226	1982*
235	1991
241	1984
262	1979
264	1970
275	1996, '71

\*(players' strike; nine-game season)

## Game (List of Denver Shutouts)

Denver	27, Oakland 0, 10/16/95
Denver	12, at Cleveland 0, 9/27/92
Denver	37, at Phoenix 0, 12/16/89
Denver	12, at San Diego 0, 10/2/88
Denver	24, San Diego 0, 12/27/87
Denver	34, Detroit 0, 11/1/87
Denver	21, Kansas City 0, 10/23/84
Denver	17, at Oakland 0, 10/4/81
Denver	7, San Diego 0, 10/7/79
Denver	10, Cincinnati 0, 9/2/79
Denver	7, St. Louis 0, 9/18/77
Denver	17, at San Diego 0, 11/14/767
Denver	26, San Diego 0, 10/3/76
Denver	27, Cleveland 0, 10/24/71
Denver	13, San Diego 0, 11/2/69



## TEAM RECORDS — DEFENSE

## MOST POINTS ALLOWED

## Season

473 1963  
438 1964  
432 1961  
409 1967

## Game

59 vs. Cleveland, 9/7/63  
56 vs. Kansas City, 10/23/66  
55 vs. Houston, 11/5/61  
55 at San Diego, 10/20/68

## FEWEST TOUCHDOWNS ALLOWED

## Season

18 1977  
21 1978  
22 1991  
25 1989  
25 1982\*  
25 1976  
26 1984  
27 1993  
28 1970  
31 1996  
31 1979  
31 1973

\*(players' strike; nine-game season)

## Game

0 many times

## FEWEST FIELD GOALS ALLOWED

## Season

8 1977  
12 1976  
13 1995  
13 1961  
14 1987  
14 1965  
15 1989  
15 1981  
15 1979  
15 1967

## Game

0 many times

## FEWEST TOTAL PLAYS ALLOWED

## Season

616 1982\*  
826 1971  
838 1970  
847 1963  
850 1965  
870 1966  
871 1966  
872 1973  
876 1972  
899 1961

\*(players' strike; nine-game season)

## Game

40 vs. San Diego, 10/6/63  
42 vs. Green Bay, 12/30/90  
42 vs. San Diego, 11/30/75  
44 at Boston, 9/24/65  
44 vs. Boston, 9/29/63  
46 at Los Angeles Raiders, 12/3/89  
46 at Cleveland, 10/24/71  
47 vs. Washington, 9/17/95  
47 vs. Cincinnati, 9/1/91  
47 vs. Indianapolis, 10/15/89  
47 vs. Baltimore, 9/20/81  
47 at Houston, 11/20/60

## FEWEST TOTAL YARDS ALLOWED

## Season

3,169 1982  
3,705 1970  
3,722 1976  
3,774 1977  
3,819 1971  
3,851 1982\*  
4,006 1975  
4,235 1973  
4,297 1965  
4,391 1974

\*(players' strike; nine-game season)

## Game

60 at Cleveland, 10/24/71  
66 vs. Chicago, 12/5/71  
70 vs. San Diego, 11/2/69  
92 vs. New England, 11/11/79  
101 at Phoenix, 12/16/89  
110 at Boston, 11/6/66  
121 vs. Kansas City, 10/4/70  
123 vs. San Diego, 11/30/75  
123 at Philadelphia, 10/31/71  
125 at Boston, 9/24/65

## LOWEST AVERAGE YIELD PER PLAY

## Season

4.01 1977  
4.14 1976  
4.38 1978  
4.39 1972  
4.42 1970  
4.45 1975  
4.51 1989  
4.62 1971  
4.65 1974  
4.69 1979, '61

## Game

1.12 vs. Chicago, 12/5/71  
1.25 vs. San Diego, 11/2/69  
1.30 at Cleveland, 10/24/71  
1.61 vs. New England, 11/11/79  
2.06 at Phoenix, 12/16/89  
2.16 vs. Kansas City, 10/4/70  
2.16 at Boston, 11/6/66  
2.25 at San Diego, 11/14/76  
2.30 vs. Buffalo, 9/25/77

## RUSHING DEFENSE

## FEWEST RUSHES ALLOWED

## Season

293 1982\*  
345 1996  
384 1965  
397 1993  
409 1970  
411 1991  
420 1963  
423 1964  
426 1989  
426 1971

\*(players' strike; nine-game season)

## Game

9 at New England, 11/17/96  
10 at San Diego, 12/29/87  
10 at San Diego, 10/12/86  
11 at New York Jets, 12/3/67  
12 vs. Kansas City, 10/27/96  
12 at Phoenix, 12/16/89  
13 vs. Oakland, 12/15/96  
13 vs. Oakland, 10/16/95  
13 at San Diego, 10/2/88  
14 four times (last at Cleve., 11/7/93)

## TEAM RECORDS — DEFENSE

## FEWEST RUSHING YARDS ALLOWED

## Season

935 1982\*  
1,331 1996  
1,337 1965  
1,351 1970  
1,418 1993  
1,530 1977  
1,580 1989  
1,633 1961  
1,651 1986  
1,664 1984

\*(players' strike; nine-game season)

## Game

0 at Kansas City, 12/19/65  
17 at New England, 11/17/96  
18 vs. Pittsburgh, 9/27/70  
20 at San Diego, 10/2/88  
21 vs. Oakland, 10/16/95  
22 at Phoenix, 12/16/89  
24 vs. Kansas City, 10/27/96  
24 at Cleveland, 10/24/71  
28 vs. Cincinnati, 12/14/69  
30 at Pittsburgh, 9/15/86

## LOWEST AVERAGE YIELD PER RUSH

## Season

3.19 1982  
3.26 1977  
3.30 1970  
3.37 1979  
3.45 1976  
3.57 1993  
3.60 1978  
3.71 1989  
3.71 1974  
3.75 1975  
3.75 1961

## Game

0.00 at Kansas City, 12/19/65  
0.64 vs. Pittsburgh, 9/27/70  
1.47 vs. Cincinnati, 12/14/69  
1.50 at San Diego, 11/14/76  
1.54 at San Diego, 10/2/88  
1.60 at Cleveland, 10/24/71  
1.62 vs. Oakland, 10/16/95  
1.68 vs. Boston, 9/29/68  
1.72 at Boston, 11/6/66  
1.76 at Houston, 11/26/61

## PASSING DEFENSE

## FEWEST PASS ATTEMPTS ALLOWED

## Season

307 1982\*  
348 1975  
356 1971  
379 1970  
387 1960  
387 1960  
391 1976  
396 1966  
397 972

\*(players' strike; nine-game season)

## Game

10 at Kansas City, 9/24/78 (OT)  
12 at Kansas City, 10/18/81  
13 at Minnesota, 11/4/90  
14 vs. NY Giants, 11/15/92  
14 vs. Oakland, 10/30/77  
14 at New England, 11/28/76  
14 at Kansas City, 11/27/69  
14 at Houston, 11/20/60  
15 at Indianapolis, 10/31/88  
16 vs. Detroit, 10/11/81  
16 at Oakland, 12/8/75  
16 vs. Buffalo, 10/28/62

## FEWEST COMPLETIONS ALLOWED

## Season

150 1971  
172 1982\*  
181 1975  
189 1960  
191 1970  
192 1966  
194 1961

\*(players' strike; nine-game season)

## Game

2 at Chicago, 12/12/76  
5 at Green Bay, 9/26/71  
5 vs. Dallas, 10/8/61  
6 at Minnesota, 11/4/90  
6 at Kansas City, 10/18/81  
6 vs. Oakland, 11/20/66  
6 vs. Buffalo, 12/13/64  
7 10 (last vs. L.A. Raiders, 9/6/92)

## LOWEST COMPLETION PCT. ALLOWED

## Season

.421 1971  
.448 1961  
.459 1965  
.466 1967  
.478 1962

## Game

.118 at Chicago, 12/12/76 (2 of 17)  
.226 vs. Chicago, 12/5/71 (7 of 31)  
.259 at Cleveland, 10/24/71 (7 of 27)  
.263 at G.B. (Milw.), 9/26/71 (5 of 19)  
.275 vs. Chicago, 9/30/73 (8 of 22)  
.281 vs. Seattle, 10/20/85 (9 of 32)  
.286 vs. Buffalo, 12/13/64 (6 of 21)  
.289 vs. N.Y. Jets, 11/15/64 (11 of 38)  
.292 vs. L.A. Raiders, 9/6/92 (7 of 24)  
.294 vs. Dallas, 10/8/62 (5 of 17)

## FEWEST NET YARDS ALLOWED

## Season

1,985 1971  
2,026 1976  
2,032 1975  
2,183 1972  
2,234 1982\*  
2,244 1977  
2,354 1970  
2,440 1973  
2,469 1978  
2,515 1960

\*(players' strike; nine-game season)

## Game

-7 vs. Chicago, 12/5/71  
18 at Kansas City, 12/6/70  
33 vs. Kansas City, 10/4/70  
34 vs. New England, 11/11/79  
36 at Cleveland, 10/24/71  
39 vs. NY Giants, 11/15/92  
39 vs. Dallas, 10/8/61  
48 vs. Baltimore, 9/20/81  
50 vs. Seattle, 10/26/86  
51 at Oakland, 12/1/80

## FEWEST TOUCHDOWN PASSES ALLOWED

## Season

8 1976  
9 1978  
11 1979  
11 1977  
14 1982\*  
15 1987  
15 1987  
15 1973

\*(players' strike; nine-game season)

## Game

0 many times

## TEAM RECORDS — DEFENSE / SPECIAL TEAMS

## MOST OPPONENT PASSES INTERCEPTED

## Season

32	1964
31	1984
31	1978
28	1987
28	1967
27	1983
27	1962
26	1961

## Game

7	at Detroit, 10/7/84
7	at Oakland, 10/16/77
6	vs. Boston, 9/3/67
6	at Houston, 11/14/65
6	vs. New York Jets, 11/15/64
6	at Buffalo, 9/18/60
5	seven times

## HIGHEST PCT. OF OPPONENT PASSES INT.

## Season

.073	1964
.071	1978
.070	1960
.063	1962
.061	1987
.061	1967
.061	1976

## MOST YARDS ON INTERCEPTION RETURNS

## Season

510	1984
491	1977
483	1962
465	1965
459	1964
457	1976
417	1960

## Game

133	at Buffalo, 9/18/60
117	vs. Oakland, 10/5/62
111	vs. San Diego, 12/27/87
111	at Detroit, 10/7/84
110	vs. Kansas City, 10/9/77
108	vs. Dallas, 10/5/86
104	at Houston, 11/14/65
103	vs. New York, 11/15/64
103	at Boston, 11/20/64

## MOST SACKS

## Season

57	1984
52	1991
50	1992
50	1970
49	1986
47	1989
47	1985
46	1993
45	1969
44	1971
44	1964

## Game

10	at Cincinnati, 10/19/69
9	vs. New York Jets, 9/1/96
9	vs. Chicago, 12/5/71
9	vs. Buffalo, 11/19/61
8	vs. Seattle, 12/20/92
8	vs. Seattle, 11/26/89
8	vs. New York, 11/15/64
8	vs. Oakland, 11/29/64
7	7 (last at Minnesota, 11/4/90)

## MOST YARDAGE ON SACKS

## Season

459	1986
456	1970
447	1964
435	1971
430	1984
378	1985
374	1989
363	1969

## Game

95	vs. New York Jets, 11/15/64
86	vs. Seattle, 11/26/89
76	vs. Kansas City, 10/4/70
75	vs. New England, 12/17/72
73	at Cincinnati, 10/19/69
72	at Seattle, 12/21/80
72	at Houston, 10/14/73
70	vs. Chicago, 12/5/71
70	vs. Atlanta, 10/18/70
69	vs. Kansas City, 10/11/64

## LOWEST AVG. YIELD PER PASS ATTEMPT

5.00	1964
5.49	1961
5.52	1972
5.58	1971
5.80	1976
5.94	1962

## LOWEST AVG. YIELD PER COMPLETION

10.60	1976
10.64	1972
10.67	1979
10.71	1987
10.88	1977
11.02	1978
11.19	1988
11.30	1996
11.57	1980
11.84	1974
11.85	1981

## PUNTING

## LOWEST OPPONENT PUNTING AVERAGE

## Season

37.3	1973
39.0	1960
39.4	1982
39.9	1978
40.7	1977
40.8	1961
41.0	1989
41.4	1990
41.4	1964
41.5	1984
41.5	1962
41.5	1967

## Game (min. 4 punts)

30.0	vs. Buffalo, 11/27/60
30.3	at Minnesota, 9/11/78 (OT)
30.4	at Houston, 10/26/69
30.8	at Dallas, 12/10/61
31.0	at Kansas City, 12/18/83
31.0	vs. San Diego, 11/27/66
31.4	vs. Houston, 11/6/60
31.6	at Buffalo, 12/2/79
31.7	at Seattle, 10/22/89
32.3	vs. Green Bay, 10/15/84

## TEAM RECORDS — SPECIAL TEAMS / MISCELLANEOUS

## PUNT RETURNS

## LOWEST OPPONENT PUNT RETURN AVG.

4.81	1978
5.48	1995
6.07	1991
6.13	1968
7.03	1969
7.10	1994
7.23	1990
7.35	1977
7.43	1970
7.45	1960

## KICKOFF RETURNS

## LOWEST OPPONENT KICKOFF RET. AVG.

17.14	1961
17.44	1989
17.68	1991
17.76	1993
17.91	1983
19.12	1990
19.15	1987
19.54	1992
19.90	1994
19.90	1988
19.98	1986
20.13	1960

## FUMBLES

## MOST OPPONENT FUMBLES RECOVERED

## Season

24	1984
23	1981
22	1989
21	1983
21	1964
20	1963
20	1971
19	1987, '79, '62

## Game

6	at Buffalo, 12/2/79
5	at Boston, 11/6/66
5	vs. Buffalo, 12/13/64
5	at Oakland, 10/14/62
4	11 (last at L.A. Raiders, 10/28/84)

## MOST TOTAL OPPONENT FUMBLES

## Game

7	vs. Green Bay, 10/15/84
7	vs. Seattle, 11/20/83
7	at Oakland, 10/4/81
7	vs. Buffalo, 12/13/64
6	vs. L.A. Raiders, 9/24/89
6	vs. Cincinnati, 11/30/86
6	at L.A. Raiders, 10/28/84
6	vs. Philadelphia, 9/18/83
6	vs. Seattle, 12/13/61
6	at Buffalo, 12/2/79
6	at Boston, 11/6/66
6	s. San Diego, 11/30/75

## FEWEST OPPONENT FUMBLES RECOVERED

## Season

7	1982*
9	1996
10	1991
11	1974
12	1985
12	1980
12	1972
12	1968
12	1967
13	1995, '88, '78, '76, '93
*(players' strike; nine-game season)	

## Game

0 many times

## FIRST DOWNS

## FEWEST OPPONENT FIRST DOWNS

## Season

176	1982*
199	1970
206	1971
217	1977
222	1976
233	1961
234	1962
239	1973
242	1991
244	1965
*(players' strike; nine-game season)	

## Game

3	vs. San Diego, 11/30/75
5	at Chicago, 12/12/76
6	vs. Oakland, 11/20/66
6	at Cleveland, 10/24/71
7	at Phoenix, 12/16/89
7	vs. Pittsburgh, 11/5/89
7	vs. Indianapolis, 10/15/89
7	vs. San Diego, 12/27/87
8	5 (last vs. New England, 11/11/79)

## FEWEST OPP. RUSHING FIRST DOWNS

## Season

53	1982*
67	1996
67	1970
77	1977
81	1991
83	1971
86	1993
87	1965
88	1962
90	1989, '84, '76
*(players' strike; nine-game season)	

## Game

0	vs. Kansas City, 10/27/96
0	vs. Oakland, 10/16/95
1	8 (last vs. San Diego, 10/6/96)

## FEWEST OPP. PASSING FIRST DOWNS

## Season

91	1971
104	1982*
104	1976
106	1975
118	1970
120	1978
121	1973
122	1966
123	1960, '72, '77
*(players' strike; nine-game season)	

## Game

1	vs. San Diego, 11/30/75
1	at Chicago, 12/12/76
2	vs. Dallas, 10/8/61

## FEWEST OPP. FIRST DOWNS BY PENALTY

## Season

12	1968
13	1993
13	1984
14	1991
14	1989
14	1970
15	1990, '88, '62

## Game

0 many times



# TEAM RECORDS — MISCELLANEOUS / OPPONENT INDIVIDUAL

## PENALTIES

### MOST OPPONENT PENALTIES

Season	
138	1983
134	1994
128	1993
126	1986
119	1996
118	1979
116	1988
114	1978
105	1990, '81

### Game

20	vs. Oakland, 12/15/96
16	vs. Baltimore, 12/11/83
16	vs. Chicago, 9/26/78
15	vs. Houston, 10/6/85
14	vs. Kansas City, 12/4/94
14	at San Francisco, 10/9/88
14	vs. San Diego, 10/23/83
13	6 (last vs. L.A. Raiders, 10/18/93)

### MOST OPPONENT PENALTY YARDS

Season	
1,096	1983
1,034	1986
1,033	1979
1,031	1994
1,019	1993
966	1988
953	1985
949	1981
901	1969
894	1978

### Game

188	vs. Houston, 10/6/85
157	vs. Oakland, 12/15/96
147	vs. Chicago, 10/16/78
145	at Seattle, 12/8/79
140	at Houston, 10/26/69
132	vs. Chicago, 9/30/73
124	vs. New York, 9/21/69
121	at Pittsburgh, 9/4/83
121	vs. Detroit, 10/11/81
121	vs. Cleveland, 9/26/76

### FEWEST OPPONENT PENALTY YARDS

Season	
516	1963
571	1982*
571	1966
573	1964
585	1974
628	1967
633	1960
678	1962
715	1976, '92

(\*players' strike; nine-game season)

### Game

0	at Oakland, 12/19/71
4	at Miami, 12/20/75
5	at Kansas City, 12/7/86
5	vs. Kansas City, 12/14/85
5	at Houston, 9/3/66
5	vs. Boston, 11/11/62
6	vs. San Diego, 12/1/68
10	7 (last vs. Tampa Bay, 12/26/93)

## INDIVIDUAL TOTAL OFFENSE

### MOST TOTAL PLAYS

60	Joe Namath, at N.Y. Jets, 12/3/67
59	Drew Bledsoe, at N. Eng. 10/11/95
55	Dave Krieg, at Seattle, 12/15/84
54	Joe Montana, vs. K.C., 10/17/94
54	George Blanda, Houston, 10/17/65
53	Jeff Kemp, Seattle, 9/15/91
53	Bill Kenney, Kansas City, 10/30/63
53	Jack Kemp, Buffalo, 9/16/65
50	Steve Bono, Kansas City, 10/27/96
50	Stan Humphries, S.D., 9/12/93
50	Todd Blackledge, K.C., 9/23/84
50	Joe Ferguson, at Buffalo, 12/27/79
50	Joe Gilliam, Pitt., 9/22/74 (OT)

### MOST YARDS GAINED

448	Len Dawson, at K.C., 11/1/64
428	Dave Krieg, Seattle, 11/20/83
419	Cotton Davidson, at Oak., 10/25/64
407	Ken Anderson, at Cinc., 11/22/81
405	Dave Krieg, Seattle, 11/25/84
399	Joe Namath, N.Y. Jets, 9/24/67
395	Steve DeBerg, K.C., 9/17/90
393	Joe Montana, K.C., 10/17/94
388	Dan Marino, Miami, 9/29/85
374	Bill Kenney, Kansas City, 10/30/83
372	Jim Everett, L.A. Rams, 11/27/88

### BEST AVG. GAIN PER PLAY (MIN. 10 ATT.)

21.62	Jacky Lee, at Houston., 11/29/60
18.53	Len Dawson, Kansas City, 9/7/63
17.16	John Hadl, at San Diego, 10/20/68
14.12	Len Dawson, Dallas, 11/18/62
12.73	Jack Kemp, at Buffalo, 10/24/65
12.70	Jim Everett, vs. N.O., 12/24/94
12.67	Tobin Rote, San Diego, 10/6/63
12.39	Ken Stabler, Oakland, 10/22/73

## RUSHING

### MOST CARRIES

36	Earl Campbell, Houston, 11/2/80
28	Neal Anderson, Chicago, 11/18/90
28	Billy Sims, Detroit, 10/11/81
27	Natrone Means, at S.D., 11/19/95
27	Roger Craig, at L.A. Raid., 9/8/91
27	Curt Warner, Seattle, 10/20/85
27	Abner Haynes, Dallas, 10/30/60
26	8 (last T. Thomas, at Buff., 12/12/92)

### MOST RUSHING YARDS

192	Curt Warner at Seattle, 12/20/86
185	Billy Sims, Detroit, 10/11/81
183	Paul Lowe, at San Diego, 12/22/63
179	Walter Payton, at Chicago, 9/9/84
177	Don Calhoun, at N. Eng., 11/28/76
173	M. Allen, at L.A. Raid., 11/24/85
169	Mike Garrett, K.C., 12/17/67
167	Clem Daniels, at Oak., 10/25/64
159	Eric Dickerson, at Ind., 10/31/88
157	Earl Campbell, vs. Hou., 11/2/80
157	Walter Payton, Chicago, 10/16/78

### BEST AVG. GAIN PER RUSH (MIN. 8 ATT.)

12.50	Booker Russell, vs. Oak., 11/25/79
12.50	Abner Haynes, at Miami, 9/17/76
11.58	Ed Podolak, at K. City, 12/6/70
11.00	Dick Post, at San Diego, 10/20/68
10.76	Paul Lowe, at San Diego, 11/22/63
10.73	Billy Cannon, Houston, 11/5/61
10.33	Johnny Robinson, at Dal., 11/13/60
10.11	Abner Haynes, at K. City, 11/1/64
10.08	J.D. Garrett, Boston, 10/4/64

# OPPONENT INDIVIDUAL RECORDS

## LONGEST SCORING RUN

82	Joe Delaney, at K. City, 10/18/81
74	Rodney Thomas, at Hou., 11/26/95
72	Walter Payton, at Chicago, 9/9/84
69	Curtis Clinton, at Dallas, 12/9/62
66	Paul Lowe, at San Diego, 12/22/63
65	Charlie Smith, at Oakland, 12/8/68
65	Abner Haynes, at Miami, 9/17/67
65	Elbert Dubenion, at Buf., 9/10/61
65	Ed Podolak, at K. City, 12/6/70
64	Rodney Carter, at Pitt., 10/23/88
64	Charlie Smith, Oakland, 11/10/68

## LONGEST NON-SCORING RUN

76	Walter Payton, Chicago, 10/16/78
76	Willmer Fowler, Buffalo, 11/27/60
72	Darren Nelson, at Minn., 10/26/87
72	Booker Russell, vs. Oak., 11/25/79
60	Ed Podolak, Kansas City, 10/4/70
59	Noland Smith, at K. City, 10/29/67
56	Reggie Brooks, Tampa Bay, 9/15/96
55	Ted Burmeier, K. City, 12/10/78
54	Larry Carwell, at Houston, 10/1/67
53	Rodger Bird, at Oakland, 9/10/67

## MOST RUSHING TOUCHDOWNS

4	Curt Warner, at Seattle, 12/11/88
4	Eric Dickerson, at Ind., 10/31/88
4	Chuck Muncie, at S.D., 11/29/81

## PASSING

### MOST PASSES ATTEMPTED

60	Joe Namath, at N.Y., 12/3/67
56	Drew Bledsoe, at N.Eng., 10/1/95
54	Joe Montana, K. City, 10/17/94
54	George Blanda, Houston, 10/17/65
52	Bill Kenney, Kansas City, 10/30/83
50	Jeff Kemp, Seattle, 9/15/91
50	Dave Krieg, at Seattle, 12/15/84
50	Joe Gilliam Pitt., 9/22/74(OT)
49	Steve Bono, Kansas City, 10/27/96
49	Stan Humphries, S. Diego, 9/12/93
49	Ken Anderson, Cincinnati, 9/02/84
49	Jack Kemp, Buffalo, 9/19/65
49	George Blanda, Houston, 10/21/62

### MOST PASSES COMPLETED

34	Joe Montana, K. City, 10/17/94
31	Dave Krieg, Seattle, 11/20/83
31	Joe Gilliam, Pitt., 9/22/74(OT)
30	Dave Krieg, at Seattle, 12/15/84
30	Dave Krieg, Seattle, 11/25/84
29	B. Esiason, at N.Y. Jets, 9/5/93
29	Dan Fouts, at San Diego, 11/09/80
29	Stan Humphries, S. Diego, 9/12/93
27	Vinny Testaverde, Balt., 10/20/96
27	Lynn Dickey, Green Bay, 10/15/84
27	Bill Kenney, Kansas City, 10/30/83
27	Dan Fouts, San Diego, 10/07/79
27	Bert Jones, vs. Baltimore, 11/27/77

### MOST PASSES HAD INTERCEPTED

7	Ken Stabler, at Oakland, 10/16/77
6	Babe Parilli, Boston, 9/03/67
6	George Blanda, at Hou., 11/14/65
6	Wade Wilson, at Minn., 10/26/87
5	Joe Namath, at N.Y., 10/13/68
5	George Blanda, Houston, 10/17/65
5	Babe Parilli, at Boston, 11/20/64
5	George Blanda, at Hou., 12/02/62
5	Tommy O'Connell, at Buff., 9/18/60

## MOST YARDS PASSING

435	Len Dawson, at K. City, 11/1/64
427	Cotton Davidson, at Oak., 10/25/64
420	Dave Krieg, Seattle, 11/20/83
406	Dave Krieg, Seattle, 11/25/84
399	Joe Namath, N.Y. Jets, 9/24/67
396	Ken Anderson, at Cin., 11/22/81
395	Steve DeBerg, K. City, 9/17/90
393	Joe Montana, K. City, 10/17/94
371	Boomer Esiason, at N.Y. Jets, 9/5/93
371	Lynn Dickey, Green Bay, 10/15/84

### BEST COMPLETION PCT. (MIN. 10 ATT.)

.870	Bobby Hebert, at N.O., 11/20/88
.864	Dave Krieg, at Seattle, 12/11/88
.851	Jim Everett, N.O., 12/24/94
.813	Bob Berry, at Atlanta, 11/26/72
.800	Ken Stabler, Oakland, 10/17/76
.800	Len Dawson, Kansas City, 9/7/63
.783	Joe Theismann, Wash., 10/13/80
.778	Roger Staubach, Dallas, 12/2/73
.760	Chris Chandler, L.A. Rams, 11/06/94
.750	Bubby Brister, Pittsburgh, 10/14/90
.750	Terry Bradshaw, at Pitt., 10/22/79

## MOST TOUCHDOWN PASSES

6	Len Dawson, at K. City, 11/1/64
5	John Hadl, San Diego, 12/1/68
5	George Blanda, Houston, 10/2/66
5	Cotton Davidson, at Oak., 10/25/64
5	Tom Flores, at Oakland, 12/15/63
5	Johnny Green, N.Y., 11/22/63

## LONGEST SCORING PASS PLAY

92	Len Dawson - Tom Brooker, Dallas, 11/18/62
92	Jack Lee - Bill Groman, at Houston, 11/20/60
91	Jack Kemp - Keith Lincoln, San Diego, 11/20/60
86	Steve Bartkowski, William Andrews, vs. Atlanta, 12/5/82
86	Pete Beathard - Jerry Lavia, Houston, 11/16/69
85	Tobin Rote - Lance Alworth, San Diego, 10/6/63
81	Len Dawson - Frank Jackson, Kansas City, 9/7/63
80	Dave Krieg - Daryl Turner, Seattle, 1/25/84
80	Ken Stabler - Mike Siani, Oakland, 10/22/73

## LONGEST NON-SCORING PASS PLAY

90	Bubby Brister - Dwight Stone, Pittsburgh, 10/14/90
77	Tom Flores - Art Powell, Oakland, 11/29/64
76	Warren Rabb - Cookie Gilchrist, Buffalo, 10/28/62
75	George Blanda - Bill Groman, Houston, 11/06/60
73	Dan Marino - Tony Nathan, Miami, 9/29/85
73	Pete Beathard - Frank Jackson, Kansas City, 10/10/65

## RECEIVING

### MOST RECEPTIONS

13	Andre Reed, at Buffalo, 9/18/89
12	Steve Largent, Seattle, 11/25/84
12	Ken Payne, Green Bay, 9/29/75
12	Ed Podolak, at K.C., 10/7/73

## OPPONENT INDIVIDUAL RECORDS

### RECEIVING, CONT.

#### MOST RECEPTIONS, CONT.

12	Art Powell, New York, 10/22/61
11	Tim Brown, at L.A. Raid., 1/02/94
11	Henry Ellard, L.A. Rams, 11/27/88
11	T. Christensen, at L.A. Raid., 11/2/86
11	Lionel James, San Diego, 11/17/85
11	James Lofton, G. Bay, 10/15/84
11	Don McCauley, Balt., 11/27/77
11	Fred Willis, at Houston, 10/14/73
11	Charlie Hennigan, Hous., 9/27/64

#### MOST RECEIVING YARDS

213	Curtis McClinton, at K.C., 12/19/65
211	Lance Alworth, at S.D., 9/11/65
206	Stephane Paige, K. City, 9/17/90
206	James Lofton, G. Bay, 10/15/84
200	Torrance Small, N.O., 12/24/94
198	Warren Wells, at Oak., 11/1/70
191	Steve Largent, Seattle, 11/25/84
191	George Sauer, at N.Y.J., 10/13/68
188	Charlie Hennigan, Hous., 9/27/64
182	Bill Groman, at Houston, 11/20/60

#### MOST RECEIVING TOUCHDOWNS

4	Lance Alworth, S.D., 12/1/68
3	11 (last, Antonio Freeman, at Green Bay, 12/8/96)

### PUNTING

#### MOST PUNTS

11	Bob Parsons, at Chicago, 12/12/76
11	Dennis Pardee, S. Diego, 11/20/75
10	7 (last, Rohn Stark, at Balt., 9/11/83)

#### BEST PUNTING AVERAGE

57.40	Steve O'Neal, N.Y. Jets, 9/21/69
56.67	Darren Bennett, S.D., 10/6/96
56.20	Rohn Stark, at Ind., 10/13/85
55.20	Rick Tuten, Seattle, 12/1/96
54.71	Curley Johnson, N.Y.J., 10/3/65
54.40	Jerrel Wilson, at K. City, 12/19/65
53.33	Lee Johnson, at Cin., 9/29/96
53.33	Ray Guy, Oakland, 9/6/81
52.75	Rick Tuten, at Seattle, 9/8/96
52.40	Sean Landeta, N.Y. Giants, 11/15/92

#### LONGEST PUNT

98	Steve O'Neal, New York, 9/21/69
87	Bob Scarpitto, Boston, 9/29/68
80	Jim Miller, San Francisco, 9/19/82
73	Brian Hansen, at Cleve., 9/27/92
73	Dennis Pardee, S.D., 10/17/71
73	Curley Johnson, N.Y., 10/2/65
72	Mike Eischeid, Oakland, 11/10/68
72	Wayne Crow, Oakland, 10/1/60
71	Mauri Buford, vs. S.D., 9/12/82
71	Greg Carter, at Buffalo, 10/25/81
71	John Hadl, San Diego, 11/8/64

### PUNT RETURNS

#### MOST PUNT RETURNS

9	Rodger Bird, at Oakland, 9/10/67
7	Larry Anderson, at Balt., 9/11/83
7	Greg Pruitt, at L.A. Raid., 12/26/82
6	Cliff Hicks, Atlanta, 10/16/88
6	Ira Matthews, at Oakland, 10/4/81
6	Eddie Brown, vs. L.A., 9/6/79
6	Tony Hill, at Dallas, 12/18/77
6	Jerry Levas, Houston, 11/16/69
6	Butt Byrd, at Buffalo, 11/19/67
5	18 (last, Tim Brown, at L.A. Raiders, 12/11/94)

#### MOST YARDS ON PUNT RETURNS

148	Rodger Byrd, at Oakland, 9/10/67
137	Dick Christy, at New York, 9/24/61
127	Neal Colzie, Oakland, 11/2/75
123	Jitter Fields, at K.C., 10/18/87
106	Tom Casanova, at Cin., 10/8/72
99	Mike Haynes, at N. Eng., 11/28/76
94	Darrien Gordon, at S.D., 12/5/93
92	Lance Alworth, at S.D., 10/18/64
88	Joey Galloway, at Seattle, 9/8/96
88	Will Lewis, Seattle, 11/23/80
88	Tony Hill, at Dallas, 12/18/77

#### LONGEST SCORING PUNT RETURN

88	Joey Galloway, at Seattle, 9/8/96
85	Jitter Fields, at K.C., 10/18/87
82	Bobby Jancik, at Hous., 12/20/64
75	Will Lewis, Seattle, 11/23/80
71	Willie Mitchell, at K.C., 12/19/65
70	Dick Christy, at N.Y. Titans, 9/24/61
66	Mei Gray, at N.O., 11/20/88
64	Dick Christy, at New York, 9/24/61
62	Mike Haynes, at N. Eng., 11/28/76
62	Mark Johnson, at Hous., 11/26/61

#### LONGEST NON-SCORING PUNT RETURN

72	Greg Pruitt, at Cleveland, 10/27/74
64	Neal Colzie, Oakland, 11/02/75
64	Emmitt Thomas, at K.C., 10/8/66
63	Dick Christy, N.Y. Titans, 10/22/61
60	Ed Podolak, Kansas City, 10/4/70
59	Noland Smith, at K.C., 10/29/67
55	Ted Bergmeier, K.C., 12/10/78
54	Larry Carwell, at Hous., 10/1/67
53	Roger Bird, at Oakland, 9/10/67
52	Brian Mitchell, vs. Wash., 9/17/95

### KICKOFF RETURNS

#### MOST KICKOFF RETURNS

7	Mei Gray, at Houston, 11/26/95
6	Carl Kidd, at Oakland, 11/4/96
6	Raghib Ismail, at Oak., 12/24/95
6	Marcus Dowdell, vs. Ariz., 11/5/95
6	Cliff Austin, at Atlanta, 9/22/85
6	Zach Dixon, Seattle, 11/20/83
5	25 (last Tamarick Vanover, vs. Kansas City, 10/27/96)

#### MOST YARDS ON KICKOFF RETURNS

188	Brian Mitchell, Wash., 9/17/95
175	Andre Coleman, S.D., 11/19/95
164	Dave Grayson, K. City, 10/11/64
163	Tamarick Vanover, K.C., 10/27/96
155	Ron Dickerson, vs. K.C., 10/17/94
152	Leslie Duncan, S.D. 11/27/66
150	Nilo Silvan, Tampa Bay, 9/15/96
142	Bobby Jancik, Houston, 10/2/66
140	George Atkinson, at Oak., 12/8/68
138	Mei Gray, at Houston, 11/26/95

#### LONGEST SCORING KICKOFF RETURN

106	Noland Smith, K. City, 12/17/67
99	Dave Grayson, K. City, 9/7/63
97	Tamarick Vanover, K.C., 10/27/96
91	Andre Coleman, vs. S.D., 11/19/95
88	Leon Burton, at New York, 9/23/60
85	James Owens, at S.F., 11/18/79
84	Cullen Bryant, LA. Rams, 9/15/74

#### LONGEST NON-SCORING KICKOFF RETURN

80	Dave Grayson, K.C., 10/11/64
70	Ron Smith, at San Diego, 12/9/73
68	Robert Brooks, at G. Bay, 10/10/93
68	A. Hancock, vs. K.C., 12/19/82
64	Lawrence Williams, K.C., 12/5/76
64	Willie West, N.Y. Jets, 11/15/64
62	Ron Dickerson, vs. K.C., 10/17/94
62	Frank Jackson, at K. City, 12/19/65
59	Bo Roberson, Oakland, 11/29/64
58	Larry Garron, at Boston, 10/18/63

## OPPONENT INDIVIDUAL / TEAM RECORDS

### INTERCEPTIONS

#### MOST INTERCEPTIONS

3	Mark Kelso, at Buffalo, 12/12/92
3	R. Brupbacher, at Chic., 12/12/76
3	Charlie Phillips, at Oak., 12/8/75
3	Chris Fletcher, S.D., 11/30/75
3	Joe Beauchamp, at S.D., 9/24/72
3	Ken Ellis, at Green Bay, 9/26/71
3	Johnny Robinson, at K.C., 12/6/70
3	Charley Warner, Buffalo, 9/19/65
3	Bobby Ply, at Dallas, 12/9/62
3	Jim Norton, at Houston, 12/2/62

#### MOST YARDS ON INTERCEPTION RETURNS

134	T. McDaniel, at L.A. Raid., 11/22/92
103	Vencie Glenn, at S.D., 11/29/87
99	Stanley Richard vs. S.D., 9/4/94
99	Bobby Hunt, at K.C., 12/8/63
95	Joe Beauchamp, at S.D., 9/24/72
88	Glen Edwards, San Diego, 9/21/80
87	Ron Hall, Boston, 9/18/66
86	Greg Townsend, at Raiders, 12/4/88
80	Coy Bacon, San Diego, 11/11/73
80	Don Webb, Boston, 12/3/61
75	Jim Kearney, Kansas City, 10/11/72

#### LONGEST SCORING INTERCEPT. RETURN

103	Vencie Glenn, at S.D., 11/29/87
99	Stanley Richard vs. S.D., 9/4/94
86	G. Townsend, at L.A. Raid., 12/4/88
80	Coy Bacon, San Diego, 11/11/73
78	George Martin, at N.Y.G., 11/23/86
69	Gary Fencik, at Chicago, 12/20/81
68	Glen Edwards, San Diego, 9/21/80
68	Aaron Brown, Kansas City, 10/3/71
68	Gus Otto, Oakland, 11/21/65
61	Bob Bell, Kansas City, 12/3/71
60	Alvin Hall, Detroit, 10/11/81
60	Jim Kearney, Kansas City, 10/5/69

#### LONGEST NON-SCORING INT. RETURN

87	Ron Hall, Boston, 9/18/66
59	Robert Blackmon, at Sea., 11/30/92
69	Doug Hart, at Green Bay, 9/26/71
67	T. McDaniel, at LA Raid., 11/22/92 (twice)
66	Ken Riley, at Cincinnati, 10/19/69
66	Bobby Hunt, at K.C., 12/8/63
62	Lester Hayes, at Oakland, 12/1/80
62	Jim Norton, at Houston, 12/20/64
61	Tim Gray, at Kansas City, 9/24/78
61	Bob Suci, at Boston, 10/18/63

### SCORING

#### MOST TOUCHDOWNS

4	Curt Warner, at Seattle, 12/11/88
4	Eric Dickerson, at Ind., 10/31/88
4	Chuck Muncie, at S.D., 11/29/81
4	Lance Alworth, San Diego, 2/1/68
4	Bert Coan, Kansas City, 10/23/66
4	Frank Jackson, at Dallas, 12/10/62
3	16 players

#### MOST FIELD GOALS

6	Gary Anderson, at Pitt., 10/23/88
6	Gino Cappelletti, Boston, 10/4/64
5	Jeff Jaeger, at L.A. Raid., 12/11/94
5	John Carney, at S.D., 10/23/94
5	Nick Lowery, at K. City, 9/20/93
5	Don Cockroft, Cleveland, 10/19/75
5	Bruce Gossett, S.F., 9/23/73
4	16 (last, Jeff Jaeger, at L.A. Raid., 10/18/93)

#### LONGEST FIELD GOAL

58	Steve Cox, Cleveland, 12/4/83
57	Don Cockroft, Cleveland, 10/29/72
55	Dean Biasucci, Ind., 10/15/89
55	Raul Allegre, Baltimore, 12/11/83
55	Jan Stenerud, K. City, 10/4/70
54	Jan Stenerud, K. City, 10/5/69
54	George Fleming, at Oak., 10/1/61
53	Jeff Jaeger, at L.A. Raid., 10/18/93
53	Lin Elliott, Dallas, 12/6/92
53	Chris Bahr, at San Diego, 12/24/89
53	Norm Johnson, Seattle, 10/26/86
53	Rolf Benirschke, S.D., 9/21/80

#### MOST POINTS

24	Curt Warner, at Seattle, 12/11/88
24	Eric Dickerson, at Ind., 10/31/88
24	Chuck Muncie, at S.D., 11/29/81
24	Lance Alworth, San Diego, 12/1/68
24	Bert Coan, Kansas City, 10/23/66
24	Frank Jackson, at Dallas, 12/10/61
22	Gino Cappelletti, at Bos., 10/18/63
21	Gino Cappelletti, Boston, 10/4/64
18	nine players (last by Antonio Freeman, at Green Bay, 12/8/96)

## OPPONENT TEAM RECORDS

### SCORING

#### MOST POINTS SCORED

59	vs. Kansas City, 9/7/63
58	at San Diego, 12/22/63
56	vs. Kansas City, 10/23/66
55	at Indianapolis, 10/31/88
55	at San Diego, 10/20/68
55	vs. Houston, 11/5/61
52	at Kansas City, 10/29/67
52	at Kansas City, 12/8/63
51	at Oakland, 9/10/67

### TOTAL OFFENSE

#### MOST TOTAL PLAYS

93	vs. Pittsburgh, 9/22/74
92	vs. Cincinnati, 9/2/84
87	at Baltimore, 11/10/74
87	at Oakland, 10/16/77
85	at Oakland, 12/17/60
84	at Kansas City, 10/24/76
84	vs. Houston, 10/13/63
83	vs. San Diego, 9/12/93
83	at Seattle, 10/29/89 (OT)
83	at Buffalo, 12/2/79

#### MOST YARDS OF TOTAL OFFENSE

634	at Oakland, 10/25/64
614	vs. Kansas City, 10/23/66
582	vs. Houston, 11/5/61
581	at San Diego, 10/20/66
571	at Cincinnati, 11/22/81
536	at Seattle, 12/20/86
532	at Oakland, 12/17/60
530	at Pittsburgh, 10/22/79
520	at Kansas City, 11/1/64

#### BEST AVERAGE GAIN PER PLAY

10.30	vs. San Diego, 10/6/63
10.02	at San Diego, 10/20/68
9.74	vs. Kansas City, 10/23/66
8.79	at Seattle, 12/20/86
8.34	at Oakland, 10/25/64
8.20	vs. Houston, 11/5/61
8.19	vs. Cincinnati, 11/30/86
8.13	vs. Houston, 11/6/60

## OPPONENT TEAM RECORDS

## TOTAL OFFENSE, CONT.

## FEWEST YARDS OF TOTAL OFFENSE

60	at Cleveland, 10/24/71
66	vs. Chicago, 12/5/71
70	vs. San Diego, 11/2/69
92	vs. New England, 11/11/79
101	at Phoenix, 12/16/89
110	at Boston, 11/6/66
121	vs. Kansas City, 10/4/70
123	vs. San Diego, 11/30/71
123	at Philadelphia, 10/31/71
128	vs. Indianapolis, 10/15/89
128	at San Diego, 11/14/76

## RUSHING

## MOST RUSHES

62	at New England, 11/28/76
58	at Buffalo, 11/8/87
52	vs. Chicago, 9/30/73
50	at Chicago, 9/9/84
50	vs. Dallas, 10/8/61
49	at Kansas City, 12/7/80
49	vs. Buffalo, 11/27/60
48	at Oakland, 12/17/60
47	7 (last at Pittsburgh, 10/23/88)

## MOST YARDS RUSHING

380	vs. Kansas City, 10/23/66
332	at New England, 11/28/76
302	at Chicago, 9/9/84
298	at Seattle, 12/20/86
272	at San Diego, 10/18/64
271	at Dallas, 11/13/60
270	at San Diego, 12/22/63

## BEST AVERAGE GAIN PER RUSH

9.27	vs. Kansas City, 10/23/66
8.55	at San Diego, 12/22/63
8.05	at Seattle, 12/20/86
7.95	vs. New York Jets, 11/08/92
7.81	at Minnesota, 9/29/91
7.21	at Kansas City, 11/01/64
7.13	at Dallas, 11/13/60

## FEWEST RUSHING YARDS

0	at Kansas City, 12/19/65
10	vs. Pittsburgh, 9/27/70
17	at New England, 11/17/96
20	at San Diego, 10/2/88
21	vs. Oakland, 10/16/95
22	at Phoenix, 12/16/89
24	vs. Kansas City, 10/27/96
24	at Cleveland, 10/24/71
28	vs. Cincinnati, 12/14/69
30	at Pittsburgh, 9/15/86

## PASSING

## MOST PASS ATTEMPTS

62	at New York Jets, 12/3/63
59	at New England, 10/8/95
56	vs. Houston, 10/17/65
55	vs. San Diego, 9/12/93
54	vs. Kansas City, 10/17/94
54	vs. Kansas City, 11/16/86
52	vs. Kansas City, 10/30/83
52	vs. Buffalo, 9/19/65
51	at Seattle, 12/15/84
51	vs. Houston, 11/16/69

## MOST COMPLETIONS

31	vs. San Diego, 9/12/93
31	vs. Seattle, 11/20/83
31	vs. Pittsburgh, 9/22/74 (OT)
30	at Seattle, 12/15/84
30	vs. Seattle, 11/25/84
29	at New York Jets, 9/5/93

29	at San Diego, 11/9/80
28	at Buffalo, 9/18/89
27	vs. Baltimore, 10/20/96
27	at New England, 10/8/95
27	vs. Green Bay, 10/15/84
27	vs. Kansas City, 10/30/83
27	at San Diego, 11/28/83
27	at Buffalo, 12/2/79
27	vs. San Diego, 10/7/79
27	vs. Baltimore, 11/27/77

## MOST INTERCEPTIONS THROWN

7	at Detroit, 10/7/84
7	at Oakland, 10/16/77
6	vs. Boston, 9/3/67
6	at Houston, 11/14/65
6	vs. New York Jets, 11/15/64
6	at Buffalo, 9/18/60
5	8 times

## MOST PASSING YARDS

427	at Oakland, 10/25/64
406	vs. Seattle, 11/25/84
399	vs. New York Jets, 9/24/67
395	vs. Kansas City, 9/17/90
393	vs. Kansas City, 10/17/94
387	at San Diego, 11/29/81
387	at San Diego, 10/20/68
386	at San Francisco, 12/17/94
383	at Kansas City, 11/1/64
382	vs. Seattle, 11/20/83

## FEWEST PASSING YARDS

-7	vs. Chicago, 12/5/71
18	at Kansas City, 12/6/70
33	vs. Kansas City, 10/4/70
34	vs. New England, 11/11/79
36	at Cleveland, 10/24/71
39	vs. Dallas, 10/8/61
39	vs. New York Giants, 11/15/92
48	vs. Baltimore, 9/20/81
50	vs. Seattle, 10/26/86
51	at Oakland, 12/1/80

## BEST COMPLETION PERCENTAGE

.870	at New Orleans, 11/20/88
.864	at Seattle, 12/11/88
.813	at Atlanta, 11/26/72
.800	vs. New Orleans, 12/24/94
.800	vs. Oakland, 10/17/76
.783	vs. Washington, 10/13/80
.778	at Pittsburgh, 10/22/79
.778	at Houston, 10/14/73
.759	at L.A. Rams, 11/16/94
.750	vs. Pittsburgh, 10/14/90
.750	at Dallas, 12/18/77

## MOST TOUCHDOWN PASSES

6	at San Francisco, 12/17/94
6	vs. L.A. Raiders, 9/18/94
6	at Kansas City, 11/1/64
5	9 times

## FIRST DOWNS

## MOST FIRST DOWNS

33	vs. Pittsburgh, 9/22/74 (OT)
29	at Buffalo, 9/18/89
29	vs. Cincinnati, 9/2/84
29	vs. Seattle, 10/20/83
29	vs. Kansas City, 10/24/76
29	at Oakland, 10/25/64
29	at Oakland, 12/17/60
28	vs. L.A. Rams, 11/27/88
28	at New Orleans, 11/20/88
28	at Buffalo, 9/28/69
28	at Houston, 9/3/66

## OPPONENT TEAM RECORDS

## MOST FIRST DOWNS RUSHING

21	at New England, 11/28/76
16	at Seattle, 12/11/88
16	at Indianapolis, 10/31/88
16	at Kansas City, 12/7/80
16	vs. Pittsburgh, 9/22/74 (OT)
16	vs. Houston, 11/12/67
15	6 times (last vs. K.C., 10/22/95)

## MOST FIRST DOWNS PASSING

22	at San Diego, 11/28/82
21	vs. Kansas City, 10/17/94
21	vs. L.A. Rams, 11/27/88
21	vs. Seattle, 11/20/83
21	vs. San Diego, 12/1/68
20	at Seattle, 12/15/84
20	vs. Green Bay, 10/15/84
19	7 (last vs. San Diego, 9/5/93)

## MOST FIRST DOWNS BY PENALTY

6	vs. Oakland, 12/15/96
6	at Oakland, 11/9/69
6	vs. Miami, 12/4/66
5	at Buffalo, 9/18/89
5	vs. Tampa Bay, 11/7/76
5	at Buffalo, 9/28/69
5	vs. New York Titans, 11/22/62
4	24 (last vs. Chicago, 11/10/96)

## PUNTING

## MOST PUNTS

11	at Chicago, 12/12/76
11	vs. San Diego, 11/30/75
10	at Baltimore, 9/11/83
10	at Buffalo, 9/25/77
10	at Buffalo, 9/20/70
10	vs. San Diego, 11/2/69
10	vs. Cincinnati, 10/6/68
10	vs. Oakland, 11/20/66
9	20 (last vs. N.Y. Jets, 9/1/96)

## BEST PUNTING AVERAGE (MIN. 4 ATT.)

57.40	vs. New York Jets, 9/21/69
56.67	vs. San Diego, 10/6/96
56.20	at Indianapolis, 10/13/85
55.20	vs. Seattle, 12/1/96
54.71	vs. New York Jets, 10/3/65
54.40	at Kansas City, 12/19/65
53.33	at Cincinnati, 9/29/96
53.33	vs. Oakland, 9/6/81
52.75	at Seattle, 9/8/96
52.40	vs. New York Giants, 11/15/92

## PUNT RETURNS

## MOST PUNT RETURNS

9	at Oakland, 9/10/67
8	at Buffalo, 11/19/67
7	at Chicago, 9/9/84
7	at Baltimore, 9/11/83
7	at Los Angeles Raiders, 12/26/82
7	at San Diego, 11/14/76
7	at Cincinnati, 9/12/76
7	vs. Houston, 11/16/69
6	10 (last vs. Houston, 10/4/87)

## MOST YARDS ON PUNT RETURNS

143	at Oakland, 9/10/67
142	at New York Titans, 9/24/61
134	at Cleveland, 10/27/74
134	at Cincinnati, 10/8/72
123	at Kansas City, 10/18/87
118	at Kansas City, 12/19/65
101	at New England, 11/28/76
94	at San Diego, 12/5/93
92	vs. San Diego, 11/30/75
92	at San Diego, 10/18/64

## KICKOFF RETURNS

## MOST KICKOFF RETURNS

9	at San Diego, 12/9/73
9	at Houston, 10/14/73
8	at New England, 10/1/95
8	at Phoenix, 12/16/89
8	vs. Seattle, 11/26/89
8	vs. L.A. Raiders, 9/7/86
8	at Atlanta, 9/22/85
8	vs. New England, 11/11/79
8	at New York Jets, 10/28/73
8	at Los Angeles, 12/10/60
7	22 (last at New Eng., 11/17/96)

## MOST YARDS ON KICKOFF RETURNS

238	at Kansas City, 10/8/66
215	at Houston, 9/3/66
214	vs. Kansas City, 10/11/84
202	vs. Kansas City, 10/23/66
201	vs. L.A. Raiders, 9/7/86
200	vs. Kansas City, 10/27/96
198	vs. San Diego, 10/5/63
194	at San Diego, 12/9/73

## FUMBLES

## MOST FUMBLES

7	vs. Green Bay, 10/15/84
7	vs. Seattle, 11/20/83
7	at Oakland, 10/4/81
7	vs. Buffalo, 12/13/64
7	vs. Cincinnati, 11/30/86
6	7 (last vs. L.A. Raiders, 9/24/89)

## MOST FUMBLES LOST TO DENVER

6	at Buffalo, 12/2/79
5	vs. Seattle, 12/13/81
5	at Boston, 11/6/66
5	vs. Buffalo, 12/13/64
5	at Oakland, 10/14/62
4	10 (last vs. Green Bay, 10/15/84)

## PENALTIES

## MOST PENALTIES

20	vs. Oakland, 12/15/96
16	vs. Baltimore, 12/11/83
16	vs. Chicago, 9/26/78
15	vs. Houston, 10/6/85
14	vs. Kansas City, 12/4/94
14	at San Francisco, 10/9/88
14	vs. San Diego, 10/23/83
13	6 times (last vs. L.A., 10/18/93)

## MOST PENALTY YARDS

188	vs. Houston, 10/6/85
157	vs. Oakland, 12/15/96
147	vs. Chicago, 10/16/78
145	at Seattle, 12/8/79
140	at Houston, 10/26/69
132	vs. Chicago, 9/30/73
124	vs. New York Jets, 9/21/69
121	at Pittsburgh, 9/4/83
121	vs. Detroit, 10/11/81
121	vs. Cleveland, 9/26/76

## FEWEST YARDS PENALIZED

0	at Oakland, 12/19/71
4	at Miami, 12/20/75
5	at Kansas City, 12/7/86
5	vs. Kansas City, 12/14/85
5	at Houston, 9/3/66
5	vs. Boston, 11/11/62
6	vs. San Diego, 12/1/69
10	(last vs. Tampa Bay, 12/26/93)



# POSTSEASON INDIVIDUAL RECORDS

## SERVICE

### MOST POSTSEASON GAMES

15	John Elway
14	Ken Lanier
14	Karl Mecklenburg
13	Dennis Smith
12	Randy Robbins
12	Simon Fletcher
12	Greg Kragen
11	Keith Bishop
11	Rick Dennison
11	Mike Horan
11	Clarence Kay
11	Gary Kubiak
11	Steve Sewell
11	Sammy Winder
10	Tyrone Braxton
10	Steve Foley
10	Tom Jackson
10	Mark Jackson
10	Vance Johnson
10	Andre Townsend
10	Louis Wright

### MOST POSTSEASON STARTS

14	John Elway
13	Ken Lanier
13	Karl Mecklenburg
13	Dennis Smith
12	Greg Kragen
11	Keith Bishop
10	Steve Foley
10	Tom Jackson
10	Louis Wright

## TOTAL OFFENSE

### MOST TOTAL PLAYS

<b>Career</b>	
552	John Elway
144	Sammy Winder
80	Craig Morton

### Game

52	Elway at L.A. Raiders, 1/9/94
43	Elway vs. Jacksonville, 1/4/97
43	Elway vs. N.Y. Giants, 1/25/87
42	Elway at Cleveland, 1/11/87
41	Elway vs. Cleveland, 1/14/90
41	Elway vs. Washington, 1/31/88
41	Elway vs. Pittsburgh, 12/30/84

### MOST TOTAL YARDS

<b>Career</b>	
3,949	John Elway
605	Craig Morton
461	Sammy Winder
247	Shannon Sharpe
231	Gary Kubiak

### MOST TOTAL PLAYS, CONT.

<b>Game</b>	
424	Elway vs. Cleveland, 1/14/90
331	Elway vs. N.Y. Giants, 1/25/87
325	Elway vs. L.A. Raiders, 1/9/94
317	Elway vs. Cleveland, 1/17/88
300	Elway at Cleveland, 1/11/87
296	Elway vs. Houston, 1/4/92
289	Elway vs. Washington, 1/31/88
283	Elway vs. Pittsburgh, 1/7/90

### BEST AVERAGE GAIN PER PLAY

<b>Career</b>	
9.63	Gary Kubiak
7.56	Craig Morton
7.26	John Elway
6.89	Steve DeBerg

### Game (min. 20 attempts)

10.34	John Elway vs. Cleveland, 1/14/90
10.00	Craig Morton vs. Oakland, 1/1/78
9.21	John Elway vs. Houston, 1/10/88
8.57	John Elway vs. Cleveland, 1/17/88
8.05	Norris Weese at Pitt., 12/30/78

## RUSHING

### MOST RUSHES

<b>Career</b>	
144	Sammy Winder
76	John Elway
38	Bobby Humphrey
36	Gaston Green

### Game

26	Winder at Cleveland, 1/11/87
21	Winder vs. Cleveland, 1/14/90
20	Winder vs. Cleveland, 1/17/88
19	Green at Buffalo, 1/12/88
19	Winder vs. New England, 1/4/87

### MOST RUSHING YARDS

<b>Career</b>	
461	Sammy Winder
402	John Elway
169	Bobby Humphrey
138	Gene Lang

### Game

102	Winder vs. New England, 1/4/87
91	Davis vs. Jacksonville, 1/4/97
85	Humphrey vs. Pittsburgh, 1/7/90
83	Winder at Cleveland, 1/11/87
72	Winder vs. Cleveland, 1/17/88

### BEST AVERAGE GAIN PER RUSH

<b>Career (min. 10 attempts)</b>	
6.5	Terrell Davis
5.3	John Elway
4.8	Gene Lang
4.4	Bobby Humphrey
4.2	Otis Armstrong

### Game (min. 10 attempts)

6.5	Davis vs. Jacksonville, 1/4/97
5.4	Winder vs. New England, 1/4/87
5.1	Humphrey vs. S.F., 1/28/90
4.7	Humphrey vs. Pittsburgh, 1/7/90
4.3	Armstrong at Houston, 12/23/79
4.0	Lang vs. New England, 1/4/87
4.0	Armstrong vs. Pittsburgh, 12/24/77

### LONGEST RUN FROM SCRIMMAGE

47	Davis vs. Jacksonville, 1/4/97
42	Lang vs. Cleveland, 1/17/88
35	Winder at Seattle, 12/24/83
34	Humphrey vs. S.F., 1/28/90
34	Elway at Cleveland, 1/11/87
32	Elway vs. Pittsburgh, 1/7/90
29	Armstrong vs. Pittsburgh, 12/24/77
25	Elway vs. Cleveland, 1/14/90
221	Elway at New England, 1/4/87
21	Elway vs. Washington, 1/31/88

## PASSING

### MOST PASS ATTEMPTS

<b>Career</b>	
469	John Elway
80	Craig Morton
26	Norris Weese
19	Steve DeBerg
19	Gary Kubiak

# POSTSEASON INDIVIDUAL RECORDS

### MOST PASS ATTEMPTS, CONT.

<b>Game</b>	
47	Elway at L.A. Raiders, 1/9/94
38	Elway vs. Jacksonville, 1/4/97
38	Elway vs. Washington, 1/31/88
38	Elway at Cleveland, 1/11/87
37	Elway vs. N.Y. Giants, 1/25/87
37	Elway vs. Pittsburgh, 12/30/84
36	Elway vs. Cleveland, 1/14/90

### MOST COMPLETIONS

<b>Career</b>	
254	John Elway
42	Craig Morton
16	Gary Kubiak
14	Steve DeBerg

### Game

29	Elway at L.A. Raiders, 1/9/94
25	Elway vs. Jacksonville, 1/4/97
22	Elway vs. N.Y. Giants, 1/25/87
22	Elway at Cleveland, 1/11/87
20	Elway vs. Cleveland, 1/14/90
19	Elway vs. Houston, 1/4/92
19	Elway at Pittsburgh, 12/30/84

### BEST COMPLETION PERCENTAGE

<b>Career (min. 15 attempts)</b>	
.842	Gary Kubiak
.737	Steve DeBerg
.542	John Elway
.525	Craig Morton

### Game (min. 10 attempts)

.917	Kubiak at Buffalo, 1/12/92 (11-12)
.737	DeBerg at Sea., 12/24/83 (14-19)
.667	Elway at Seattle, 12/24/83 (10-15)
.658	Elway vs. Jax., 1/4/97 (25-38)
.617	Elway at L.A. Raid., 1/9/94 (29-47)
.600	Elway vs. Pitt., 1/7/90 (12-20)
.595	Elway vs. N.Y.G., 1/25/87 (22-37)

### MOST PASSING YARDS

<b>Career</b>	
3,547	John Elway
605	Craig Morton
212	Gary Kubiak
140	Norris Weese

### Game

385	Elway vs. Cleveland, 1/14/90
304	Elway vs. N.Y. Giants, 1/25/87
302	Elway at L.A. Raiders, 1/9/94
281	Elway vs. Cleveland, 1/17/88
259	Elway vs. Houston, 1/10/88
257	Elway vs. Houston, 1/4/92
257	Elway vs. Washington, 1/31/88
257	Elway vs. New England, 1/4/87

### MOST TOUCHDOWN PASSES THROWN

<b>Career</b>	
21	John Elway
5	Craig Morton
1	Steve DeBerg

### Game

3	Elway at L.A. Raiders, 1/9/94
3	Elway vs. Cleveland, 1/14/90
3	Elway vs. Cleveland, 1/17/88
2	Elway vs. Jacksonville, 1/4/97
2	Elway vs. Houston, 1/10/88
2	Elway vs. Pittsburgh, 2/30/84
2	Morton vs. Oakland, 1/1/78
2	Morton vs. Pittsburgh, 12/24/77
1	six times

### MOST INTERCEPTIONS THROWN

<b>Career</b>	
18	John Elway
6	Craig Morton
1	Steve DeBerg

### Game

4	Morton vs. Dallas, 1/15/78
3	Elway vs. Washington, 1/31/88
2	Elway vs. San Francisco, 1/28/90
2	Elway vs. New England, 1/4/87
2	Elway vs. Pittsburgh, 12/30/84
1	12 times

### BEST INTERCEPTION AVOIDANCE PCT.

<b>Career (min. 15 attempts)</b>	
.000	Gary Kubiak
.000	Norris Weese
.038	John Elway
.053	Steve DeBerg

### BEST AVERAGE GAIN PER ATTEMPT

<b>Career (min. 15 attempts)</b>	
11.16	Gary Kubiak
7.56	John Elway
7.56	Craig Morton
6.89	Steve DeBerg
5.38	Norris Weese

### BEST AVERAGE GAIN PER COMPLETION

<b>Career (min. 15 attempts)</b>	
14.40	Craig Morton
13.96	John Elway
13.25	Gary Kubiak
11.67	Norris Weese

### HIGHEST POSTSEASON PASSER RATING

<b>Career</b>	
87.8	Steve DeBerg
77.5	John Elway
67.1	Craig Morton
63.0	Norris Weese

### LONGEST POSTSEASON PASS PLAYS

80t	Elway to Jackson, vs. Cleve., 1/17/88
74t	Morton to Moses, vs. Oak., 1/1/78
70t	Elway to Young, vs. Cleve., 1/14/90
56t	Elway to Nattiel, vs. Wash., 1/31/88
55	Elway to Johnson, vs. Hous., 1/10/88
54	Elway to Johnson, vs. NYG, 1/25/87
53	Elway to Young, vs. Cleve., 1/14/90
52	Willhite to Watson, vs. Pitt., 12/30/84
51	Elway to Jackson, vs. Pitt., 1/7/90
49	Elway to Mobley, vs. N.E., 1/4/87
48t	Elway to Johnson, vs. N.E., 1/4/87
47t	Elway to Johnson, vs. NYG, 1/25/87

## RECEIVING

### MOST RECEPTIONS

<b>Career</b>	
40	Vance Johnson
31	Steve Sewell
21	Mark Jackson
21	Shannon Sharpe
21	Steve Watson
20	Sammy Winder

### Game

13	Sharpe at L.A. Raiders, 1/9/94
11	Watson vs. Pittsburgh, 12/30/84
7	Davis vs. Jacksonville, 1/4/97
7	Johnson at Buffalo, 1/12/92
7	Sewell at Buffalo, 1/12/92
7	Johnson vs. Cleveland, 1/14/90
7	Myles at Seattle, 12/24/83
5	11 times



## POSTSEASON INDIVIDUAL RECORDS

## RECEIVING, CONT.

## MOST RECEIVING YARDS

## Career

715	Vance Johnson
426	Mark Jackson
375	Steve Sewell
358	Steve Watson
314	Haven Moses
255	Michael Young
251	Ricky Nattiel
241	Shannon Sharpe

## Game

177	Watson vs. Pittsburgh, 12/30/84
168	Moses vs. Oakland, 1/1/78
156	Sharpe at L.A. Raiders, 1/9/94
134	Jackson vs. Cleveland, 1/17/88
123	Young vs. Cleveland, 1/14/90
121	Johnson vs. NY Giants, 1/25/87
111	Jackson vs. Pittsburgh, 1/7/90
105	Johnson vs. Houston, 1/10/88
100	Johnson at Buffalo, 1/12/92

## HIGHEST AVERAGE GAIN PER RECEPTION

## Career (min. 5 receptions)

24.2	Haven Moses
23.2	Michael Young
20.3	Mark Jackson
19.3	Jack Dolbin
19.3	Ricky Nattiel
17.9	Vance Johnson

## Game (min. 4 receptions)

33.60	Moses vs. Oakland, 1/1/78
33.50	Jackson vs. Cleveland, 1/17/88
26.25	Johnson vs. Houston, 1/10/88
24.20	Johnson vs. NY Giants, 1/25/87
22.25	Johnson vs. New England, 1/4/87
22.20	Jackson vs. Pittsburgh, 1/7/90

## PUNTING

## MOST PUNTS

## Career

46	Mike Horan
19	Bucky Dilts
10	Luke Prestridge
9	Tom Rouen

## Game

7	Horan vs. Washington, 1/31/88
6	Horan at Buffalo, 1/12/92
6	Horan vs. San Francisco, 1/28/90
6	Horan at Cleveland, 1/11/87
6	Prestridge at Houston, 12/23/79
6	Dilts vs. Pittsburgh, 12/30/78

## BEST AVERAGE PER PUNT

## Career

45.70	Luke Prestridge
42.25	Chris Norman
42.13	Mike Horan

## Game

49.00	Horan vs. New England, 1/4/87
47.75	Prestridge at Seattle, 12/24/83
46.40	Horan vs. Cleveland, 1/14/90
44.33	Prestridge at Houston, 12/23/79
43.67	Horan at Buffalo, 1/12/92

## LONGEST PUNT

76	Mike Horan at Buffalo, 1/12/92
----	--------------------------------

## INTERCEPTIONS

## MOST INTERCEPTIONS

## Career

3	Bob Swenson
2	Tom Jackson
2	Dennis Smith
1	Steve Atwater, Tyrone Braxton, Jeremiah Castille, Kip Corrington, Freddie Gilbert, Mark Haynes, Ricky Hunley, Bernard Jackson, Greg Kragen, Karl Mecklenberg, Jim Ryan, Billy Thompson

## Game

2	D. Smith vs. Cleveland, 1/14/90
2	T. Jackson, vs. Pitt., 12/24/77
1	14 times

## MOST YARDS ON INTERCEPTION RETURNS

## Career

57	Mark Haynes
49	Tom Jackson
26	Jim Ryan
18	Karl Mecklenberg
18	Bob Swenson
18	Bill Thompson (includes six yards on a lateral from Swenson)

## Game

57	Haynes vs. Houston, 1/10/88
49	T. Jackson vs. Pittsburgh, 12/24/77
26	Ryan at Cleveland, 1/11/87
18	Mecklenberg vs. Houston, 1/10/88
15	B. Jackson vs. Pitt., 12/24/77

## LONGEST INTERCEPTION RETURN

57	Haynes vs. Houston, 1/10/88
32	T. Jackson vs. Pittsburgh, 12/24/77
26	Ryan at Cleveland, 1/11/87
18	Mecklenberg vs. Houston, 1/10/88
17	T. Jackson, vs. Pitt., 12/24/77

## SACKS

## MOST SACKS

## Career

6	Simon Fletcher
6	Rulon Jones
3	Rubin Carter
2	Lyle Alzado
2	Jim Ryan
2	Karl Mecklenberg
1.5	Ken Woodard
1	Barney Chavous, Tom Jackson, Brison Manor, Alphonso Carreker, Andre Townsend

## PUNT RETURNS

## MOST PUNT RETURNS

## Career

13	Vance Johnson
10	Rick Upchurch
7	Gerald Willhite
6	Kevin Clark
3	Glyn Milburn
3	Zach Thomas

## Game

4	V. Johnson vs. Cleveland, 1/14/90
3	Milburn at L.A. Raiders, 1/9/94
3	V. Johnson at Buffalo, 1/12/92
3	Willhite at Cleveland, 1/11/87
3	V. Johnson vs. New Eng., 1/4/87
3	Z. Thomas at Seattle, 12/24/83
3	Upchurch vs. Dallas, 1/15/78



## POSTSEASON INDIVIDUAL RECORDS

## MOST YARDS ON PUNT RETURNS

## Career

115	Vance Johnson
92	Rick Upchurch
46	Kevin Clark
45	Gerald Willhite
38	Glyn Milburn

## Game

38	Milburn at L.A. Raiders, 1/9/94
36	V. Johnson at Buffalo, 1/12/92
36	V. Johnson vs. Cleveland, 1/14/90
30	Upchurch at Pittsburgh, 12/30/78
26	V. Johnson vs. New Eng., 1/4/87
25	Upchurch at Houston, 12/23/79
22	Upchurch vs. Dallas, 1/15/78

## BEST AVERAGE PER RETURN

## Career (min. 2 returns)

12.7	Glyn Milburn
9.2	Rick Upchurch
8.8	Vance Johnson
7.6	Kevin Clark
6.4	Gerald Willhite

## Game (min. 2 returns)

15.0	Upchurch at Pittsburgh, 12/30/78
12.7	Milburn at L.A. Raiders, 1/9/94
12.5	Upchurch at Houston, 12/23/79
12.0	V. Johnson at Buffalo, 1/12/92
9.0	V. Johnson vs. Cleveland, 1/14/90
9.0	K. Clark vs. Washington, 1/31/88

## LONGEST PUNT RETURNS

22	Upchurch at Pittsburgh, 12/30/78
18	Milburn at L.A. Raiders, 1/9/94
17	Willhite vs. Pittsburgh, 12/30/84
17	Upchurch at Houston, 12/23/79
13	V. Johnson at Buffalo, 1/12/92
13	V. Johnson vs. New Eng., 1/4/87

## KICKOFF RETURNS

## MOST KICKOFF RETURNS

## Career

21	Ken Bell
12	Rick Upchurch
8	Darren Carrington
6	Glyn Milburn
6	Alton Montgomery

## Game

6	Milburn at L.A. Raiders, 1/9/94
6	Carrington vs. San Fran., 1/28/90
5	Bell vs. Washington, 1/31/88
4	Montgomery vs. Houston, 1/4/92
4	Z. Thomas at Seattle, 12/24/83

## MOST YARDS ON KICKOFF RETURNS

## Career

383	Ken Bell
259	Rick Upchurch
197	Darren Carrington
122	Alton Montgomery
85	Vaughn Hebron
85	Glyn Milburn

## Game

146	Carrington vs. San Fran., 1/28/90
94	Upchurch vs. Dallas, 1/15/78
88	Montgomery vs. Houston, 1/4/92
88	Bell vs. Washington, 1/31/88
85	Hebron vs. Jacksonville, 1/4/97
85	Milburn at L.A. Raiders, 1/9/94
81	Z. Thomas at Seattle, 12/23/83

## BEST AVERAGE PER KICKOFF RETURN

## Career (min. 3 returns)

28.33	Vaughn Hebron
27.25	John Schultz
24.63	Darren Carrington
22.00	Alton Montgomery
21.58	Rick Upchurch
20.75	Zach Thomas

## Game (min. 2 returns)

31.33	Upchurch vs. Dallas, 1/15/78
28.33	Hebron vs. Jacksonville, 1/4/97
24.33	Carrington vs. San Fran., 1/28/90
22.00	Montgomery vs. Houston, 1/4/88
21.00	Bell vs. New England, 1/4/87
20.25	Z. Thomas at Seattle, 12/24/83

## LONGEST KICKOFF RETURN

67	Upchurch vs. Dallas, 1/15/78
39	Carrington vs. San Fran., 1/28/90
38	Hebron vs. Jacksonville, 1/4/97
37	Schultz vs. Dallas, 1/15/78
35	Bell vs. New England, 1/4/87
31	Bell vs. Pittsburgh, 1/7/90
31	Willhite vs. Pittsburgh, 12/30/84

## SCORING

## MOST TOUCHDOWNS SCORED

## Career

4	John Elway
4	Vance Johnson
3	Sammy Winder
2	Mel Bratton
2	Mark Jackson
2	Clarence Kay
2	Gene Lang
2	Greg Lewis
2	Rob Lytle
2	Haven Moses
2	Ricky Nattiel
2	Dave Preston
2	Shannon Sharpe
1	17 players

## Game

2	G. Lewis vs. Houston, 1/4/92
2	Winder vs. Cleveland, 1/14/90
2	Bratton vs. Pittsburgh, 1/7/90
2	Kay vs. Houston, 1/10/88
2	Moses vs. Oakland, 1/1/78

## MOST PAT ATTEMPTS

## Career

19	Rich Karlis
12	David Treadwell
9	Jim Turner
5	Jason Elam

## Game

5	Karlis vs. Cleveland, 1/17/88
4	Treadwell vs. Cleveland, 1/14/90
4	Karlis vs. Houston, 1/10/88
4	Turner vs. Pittsburgh, 12/24/77
3	Elam at L.A. Raiders, 1/9/94
3	Treadwell vs. Houston, 1/4/92
3	Treadwell vs. Pittsburgh, 1/7/90

## BEST PAT PERCENTAGE

## Career

1.000	Rich Karlis (19/19)
1.000	Jim Turner (9/9)

## MOST FIELD GOALS ATTEMPTED

## Career

18	Rich Karlis
11	David Treadwell
9	Jim Turner
1	Jason Elam

Sep 29	59,602	14-23	L	New England Patriots (Schaefer Stadium) (Mon night)
Oct 5	81,065	19-16	W	Cleveland Browns (Cleveland Stadium)
Oct 13	74,657	20-17	W	Washington Redskins (Mile High Stadium) (Mon night)
Oct 19	74,459	17-23	L	Kansas City Chiefs (Mile High Stadium)
Oct 26	67,598	14-9	W	New York Giants (Giants Stadium)
Nov 2	74,717	16-20	L	Houston Oilers (Mile High Stadium)
Nov 9	51,435	20-13	W	San Diego Chargers (San Diego Stadium)
Nov 16	72,114	31-24	W	New York Jets (Mile High Stadium)
Nov 23	73,274	36-20	W	Seattle Seahawks (Mile High Stadium)
Dec 1	51,583	3-9	L	Oakland Raiders (Oakland Coliseum) (Mon night)
Dec 7	40,237	14-31	L	Kansas City Chiefs (Arrowhead Stadium)
Dec 14	73,974	21-24	L	Oakland Raiders (Mile High Stadium)
Dec 21	51,853	25-17	W	Seattle Seahawks (Kingdome)
1,066,764		310-323		

## 1981

HEAD COACH: Dan Reeves

### PRE-SEASON

Aug 7	63,644	7-33	L	New York Jets (Mile High Stadium) (Fri night)
Aug 15	41,502	14-24	L	Miami Dolphins (Orange Bowl) (Sat night)
Aug 22	72,450	17-7	W	Green Bay Packers (Mile High Stadium) (Sat night)
Aug 29	41,713	24-20	W	Cincinnati Bengals (Riverfront Stadium) (Sat night)
219,309		62-84		

### REGULAR SEASON

Sep 6	74,796	9-7	W	Oakland Raiders (Mile High Stadium)
Sep 13	58,513	10-13	L	Seattle Seahawks (Kingdome)
Sep 20	74,804	28-10	W	Baltimore Colts (Mile High Stadium)
Sep 27	74,844	42-24	W	San Diego Chargers (Mile High Stadium)
Oct 4	51,035	17-0	W	Oakland Raiders (Oakland Coliseum)
Oct 11	74,816	27-21	W	Detroit Lions (Mile High Stadium)
Oct 18	74,672	14-28	L	Kansas City Chiefs (Arrowhead Stadium)
Oct 25	77,757	7-9	L	Buffalo Bills (Rich Stadium)
Nov 2	74,834	19-17	W	Minnesota Vikings (Mile High Stadium) (Mon night)
Nov 8	74,859	23-20*	W	Cleveland Browns (Mile High Stadium) (* O/T)
Nov 15	64,518	24-7	W	Tampa Bay Buccaneers (Tampa Stadium)
Nov 22	57,207	21-38	L	Cincinnati Bengals (Riverfront Stadium)
Nov 29	51,533	17-34	L	San Diego Chargers (San Diego Stadium)
Dec 6	74,744	16-13	W	Kansas City Chiefs (Mile High Stadium)
Dec 13	74,527	23-13	W	Seattle Seahawks (Mile High Stadium)
Dec 20	40,125	24-35	L	Chicago Bears (Soldier Field)
1,073,636		321-289		

## 1982

HEAD COACH: Dan Reeves

### PRE-SEASON

Aug 14	57,482	33-20	W	Los Angeles Rams (Anaheim Stadium) (Sat night)
Aug 21	74,465	17-14	W	Miami Dolphins (Mile High Stadium) (Sat night)
Aug 28	73,371	27-17	W	Minnesota Vikings (Mile High Stadium) (Sat night)
Sep 4	43,820	20-13	W	New York Jets (Giants Stadium) (Sat night)
249,138		97-64		

### REGULAR SEASON

Sep 12	73,564	3-23	L	San Diego Chargers (Mile High Stadium)
Sep 19	73,899	24-21	W	San Francisco 49ers (Mile High Stadium)
<i>57-day player strike cancels eight (8) games</i>				
Nov 21	73,916	10-17	L	Seattle Seahawks (Mile High Stadium)
Nov 28	47,629	20-30	L	San Diego Chargers (San Diego Stadium)
Dec 5	73,984	27-34	L	Atlanta Falcons (Mile High Stadium)
Dec 12	48,112	27-24	W	Los Angeles Rams (Anaheim Stadium)
Dec 19	74,192	16-37	L	Kansas City Chiefs (Mile High Stadium)
Dec 26	44,160	10-27	L	Los Angeles Raiders (L.A. Coliseum)
Jan 2	43,145	11-13	L	Seattle Seahawks (Kingdome) (Resked Nov 7)
552,601		148-226		

## 1983

HEAD COACH: Dan Reeves

### PRE-SEASON

Aug 5	53,887	10-7	W	Seattle Seahawks (Mile High Stadium) (Fri night)
Aug 13	73,199	21-10	W	Atlanta Falcons (Mile High Stadium) (Sat night)
Aug 20	73,244	19-10	W	Cleveland Browns (Mile High Stadium) (Sat night)
Aug 26	59,435	3-34	L	Minnesota Vikings (Met Stadium) (Fri night)
259,765		53-61		

### REGULAR SEASON

Sep 4	58,233	14-10	W	Pittsburgh Steelers (Three Rivers Stadium)
Sep 11	52,613	17-10	W	Baltimore Colts (Memorial Stadium)
Sep 18	74,202	10-13	L	Philadelphia Eagles (Mile High Stadium)
Sep 25	74,289	7-22	L	Los Angeles Raiders (Mile High Stadium)
Oct 2	58,210	14-31	L	Chicago Bears (Soldier Field)
Oct 9	44,209	26-14	W	Houston Oilers (Astrodome)
Oct 16	74,305	24-17	W	Cincinnati Bengals (Mile High Stadium)
Oct 23	74,581	14-6	W	San Diego Chargers (Mile High Stadium)
Oct 30	74,640	27-24	W	Kansas City Chiefs (Mile High Stadium)
Nov 6	61,189	19-27	L	Seattle Seahawks (Kingdome)

Nov 13	51,945	20-22	L	Los Angeles Raiders (L.A. Coliseum)
Nov 20	74,710	38-27	W	Seattle Seahawks (Mile High Stadium)
Nov 27	43,650	7-31	L	San Diego Chargers (San Diego Stadium)
Dec 4	70,912	27-6	W	Cleveland Browns (Mile High Stadium)
Dec 11	74,854	21-19	W	Baltimore Colts (Mile High Stadium)
Dec 18	11,377	17-48	L	Kansas City Chiefs (Arrowhead Stadium)
973,188		302-327		

### 1983 AFC FIRST-ROUND (WILD CARD) PLAYOFF GAME

Dec 24	64,275	7-31	L	Seattle Seahawks (Kingdome) (Sat)
--------	--------	------	---	-----------------------------------

## 1984

HEAD COACH: Dan Reeves

### PRE-SEASON

Aug 4	31,716	13-16	L	Washington Redskins (Mile High Stadium) (Sat night)
Aug 11	70,211	21-20	W	San Francisco 49ers (Mile High Stadium) (Sat night)
Aug 18	68,951	31-0	W	Indianapolis Colts (Mile High Stadium) (Sat night)
Aug 24	30,988	24-13	W	Atlanta Falcons (Atlanta Stadium) (Fri night)
201,866		89-49		

### REGULAR SEASON

Sep 2	74,178	20-17	W	Cincinnati Bengals (Mile High Stadium)
Sep 9	54,335	0-27	L	Chicago Bears (Soldier Field)
Sep 16	61,980	24-14	W	Cleveland Browns (Cleveland Stadium)
Sep 23	74,263	21-0	W	Kansas City Chiefs (Mile High Stadium)
Sep 30	74,833	16-13	W	Los Angeles Raiders (Mile High Stadium)
Oct 7	55,836	28-7	W	Detroit Lions (Silverdome)
Oct 15	62,546	17-14	W	Green Bay Packers (Mile High Stadium) (Mon night)
Oct 21	31,204	37-7	W	Buffalo Bills (Rich Stadium)
Oct 28	91,020	22-19*	W	Los Angeles Raiders (L.A. Coliseum) (* O/T)
Nov 4	74,908	26-19	W	New England Patriots (Mile High Stadium)
Nov 11	53,162	16-13	W	San Diego Chargers (San Diego Stadium)
Nov 18	74,716	42-21	W	Minnesota Vikings (Mile High Stadium)
Nov 25	74,922	24-27	L	Seattle Seahawks (Mile High Stadium)
Dec 2	38,494	13-16	L	Kansas City Chiefs (Arrowhead Stadium)
Dec 9	74,867	16-13	W	San Diego Chargers (Mile High Stadium)
Dec 15	64,411	31-14	W	Seattle Seahawks (Kingdome) (Sat)
1,032,737		353-241		

### 1984 AFC DIVISIONAL PLAYOFF GAME

Dec 30	74,981	17-24	L	Pittsburgh Steelers (Mile High Stadium)
--------	--------	-------	---	---

## 1985

HEAD COACH: Dan Reeves

### PRE-SEASON

Aug 10	49,374	20-30	L	New York Giants (Mile High Stadium) (Sat night)
Aug 19	55,425	20-13	W	San Francisco 49ers (Candlestick Park) (Mon night)
Aug 24	71,406	20-3	W	Indianapolis Colts (Mile High Stadium) (Sat night)
Aug 30	69,373	9-13	L	Minnesota Vikings (Mile High Stadium) (Fri night)
245,578		69-59		

### REGULAR SEASON

Sep 8	52,522	16-20	L	Los Angeles Rams (Anaheim Stadium)
Sep 15	74,488	34-23	W	New Orleans Saints (Mile High Stadium)
Sep 22	37,903	44-28	W	Atlanta Falcons (Atlanta Stadium)
Sep 29	73,614	26-30	L	Miami Dolphins (Mile High Stadium)
Oct 6	74,699	31-20	W	Houston Oilers (Mile High Stadium)
Oct 13	60,128	15-10	W	Indianapolis Colts (Hoosier Dome)
Oct 20	74,899	13-10*	W	Seattle Seahawks (Mile High Stadium) (* O/T)
Oct 27	68,248	30-10	W	Kansas City Chiefs (Arrowhead Stadium)
Nov 3	57,312	10-30	L	San Diego Chargers (San Diego Stadium)
Nov 11	73,173	17-16	W	San Francisco 49ers (Mile High Stadium) (Mon night)
Nov 17	74,376	30-24*	W	San Diego Chargers (Mile High Stadium) (* O/T)
Nov 24	63,161	28-31*	L	Los Angeles Raiders (L.A. Coliseum) (* O/T)
Dec 1	56,797	31-23	W	Pittsburgh Steelers (Three Rivers Stadium)
Dec 8	75,042	14-17*	L	Los Angeles Raiders (Mile High Stadium) (* O/T)
Dec 14	69,209	14-13	W	Kansas City Chiefs (Mile High Stadium) (Sat)
Dec 20	56,283	27-24	W	Seattle Seahawks (Kingdome) (Fri night)
1,041,854		380-329		

## 1986

HEAD COACH: Dan Reeves

### PRE-SEASON

Aug 9	47,408	7-10	L	New Orleans Saints (Mile High Stadium) (Sat night)
Aug 16	53,193	27-29	L	Minnesota Vikings (Metrodome) (Sat night)
Aug 23	73,592	14-9	W	San Francisco 49ers (Mile High Stadium) (Sat night)
Aug 29	71,737	19-10	W	Los Angeles Rams (Mile High Stadium) (Fri night)
245,930		67-48		

### REGULAR SEASON

Sep 7	75,695	38-36	W	Los Angeles Raiders (Mile High Stadium)
Sep 15	57,305	21-10	W	Pittsburgh Steelers (Three Rivers Stadium) (Mon night)
Sep 21	63,839	33-7	W	Philadelphia Eagles (Veterans Stadium)
Sep 28	75,804	27-20	W	New England Patriots (Mile High Stadium)
Oct 5	76,082	29-14	W	Dallas Cowboys (Mile High Stadium)



## POSTSEASON INDIVIDUAL / TEAM RECORDS

### MOST FIELD GOALS ATTEMPTED, CONT.

Game
4 Treadwell vs. Cleveland, 1/28/90
4 Karlis vs. N.Y. Giants, 1/25/87
3 Treadwell at Buffalo, 1/12/92
3 Karlis at Cleveland, 1/11/87
3 Karlis vs. Pittsburgh, 12/30/84
3 Turner vs. Oakland, 1/1/78

### MOST FIELD GOALS MADE

Career
12 Rich Karlis
7 David Treadwell
4 Jim Turner
1 Jason Elam

### Game

3 Treadwell vs. Cleveland, 1/14/90
3 Karlis at Cleveland, 1/11/87
2 Treadwell vs. Houston, 1/4/92
2 Karlis vs. Houston, 1/10/88
2 Karlis vs. N.Y. Giants, 1/25/87
2 Karlis vs. New England, 1/4/87
2 Turner vs. Pittsburgh, 12/24/77

### BEST FIELD GOAL PERCENTAGE

Career
1,000 Jason Elam (1/1)
.667 Rich Karlis (12/18)
.636 David Treadwell (7/11)
.444 Jim Turner (4/9)

### LONGEST FIELD GOALS

49 Treadwell vs. Houston, 1/4/92
48 Karlis vs. N.Y. Giants, 1/25/87
47 Turner vs. Dallas, 1/15/78
44 Turner vs. Pittsburgh, 12/24/77
43 Treadwell vs. Pittsburgh, 1/7/90
43 Karlis vs. Houston, 1/10/88

### MOST POINTS SCORED

Career
55 Rich Karlis
32 David Treadwell
24 John Elway
24 Vance Johnson
21 Jim Turner
18 Sammy Winder
12 Mel Bratton
12 Mark Jackson
12 Clarence Kay
12 Gene Lang
12 Greg Lewis
12 Rob Lytle
12 Haven Moses
12 Ricky Nattiel
12 Dave Preston
12 Shannon Sharpe

### Game

13 Treadwell vs. Cleveland, 1/14/90
12 G. Lewis vs. Houston, 1/4/92
12 Winder vs. Cleveland, 1/14/90
12 Bratton vs. Pittsburgh, 1/7/90
12 Kay vs. Houston, 1/10/88
12 Moses vs. Oakland, 1/1/78
11 Karlis at Cleveland, 1/11/87
10 Karlis vs. Houston, 1/10/88

## POSTSEASON GAMES

### WON-LOST RECORD: 9-11

1/4/97	Jacksonville 30, Denver 27	AFC Divisional Playoff (Mile High Stad.; att.: 75,678)
1/2/94	L.A. Raiders 42, Denver 24	AFC Wild Card Playoff (L.A. Coliseum; att.: 65,314)
1/12/92	Buffalo 10, Denver 7	AFC Championship Game (Rich Stadium; att.: 80,272)
1/4/92	Denver 26, Houston 24	AFC Divisional Playoff (Mile High Stad.; att.: 75,301)
1/28/90	San Francisco 55, Denver 10	Super Bowl XXIV (Superdome; att.: 72,919)
1/14/90	Denver 37, Cleveland 21	AFC Championship Game (Mile High Stad.; att.: 76,005)
1/7/90	Denver 24, Pittsburgh 23	AFC Divisional Playoff (Mile High Stad.; att.: 75,868)
1/31/88	Washington 42, Denver 10	Super Bowl XXII (Jack Murphy Stad.; att.: 73,302)
1/17/88	Denver 38, Cleveland 33	AFC Championship Game (Mile High Stad.; att.: 75,993)
1/10/88	Denver 34, Houston 10	AFC Divisional Playoff (Mile High Stad.; att.: 75,968)
1/25/87	N.Y. Giants 39, Denver 20	Super Bowl XXI (Rose Bowl; att.: 101,063)
1/11/87	Denver 23, Cleveland 20 (OT)	AFC Championship Game (Cleveland Stad.; att.: 79,915)
1/4/87	Denver 22, New England 17	AFC Divisional Playoff (Mile High Stad.; att.: 76,105)
12/30/84	Pittsburgh 24, Denver 17	AFC Divisional Playoff (Mile High Stad.; att.: 76,105)
12/24/83	Seattle 31, Denver 7	AFC Wild Card Playoff (Kingdome; att.: 60,752)
12/23/79	Houston 13, Denver 7	AFC Wild Card Playoff (Astrodome; att.: 48,776)
12/30/78	Pittsburgh 33, Denver 10	AFC Divisional Playoff (Three Rivers; att.: 48,921)
1/15/78	Dallas 27, Denver 10	Super Bowl XII (Superdome; att.: 76,400)
1/1/78	Denver 20, Oakland 17	AFC Championship Game (Mile High Stad.; att.: 74,982)
12/24/77	Denver 34, Pittsburgh 17	AFC Divisional Playoff (Mile High Stad.; att.: 75,011)

## SCORING

### MOST POINTS SCORED

38 vs. Cleveland, 1/17/88
37 vs. Cleveland, 1/14/90
34 vs. Houston, 1/10/88
34 vs. Pittsburgh, 12/24/77
27 vs. Jacksonville, 1/4/97
26 vs. Houston, 1/4/92

### MOST POINTS SCORED, ONE HALF

27 vs. Cleveland, 1/14/90
21 at L.A. Raiders, 1/9/94
21 vs. Cleveland, 1/17/88
20 vs. Pittsburgh, 12/24/77
17 vs. Cleveland, 1/17/88

## POSTSEASON TEAM RECORDS — OFFENSE

### MOST POINTS SCORED, ONE QUARTER

15 vs. Jacksonville, 1/4/97
14 at LA Raiders, 1/9/94
14 vs. Cleveland, 1/14/90
14 vs. Cleveland, 1/17/88
13 vs. Pittsburgh, 12/24/77
10 10 times

### TOTAL OFFENSE

#### MOST TOTAL PLAYS

77 at Cleveland, 1/11/87
76 vs. Cleveland, 1/14/90
75 vs. New England, 1/4/87
73 at LA Raiders, 1/9/94
69 at Buffalo, 1/12/92
69 at Seattle, 12/24/83

#### MOST TOTAL YARDS

497 vs. Cleveland, 1/14/90
441 vs. New England, 1/4/87
418 vs. Houston, 1/4/92
412 vs. Cleveland, 1/17/88
387 at LA Raiders, 1/9/94
374 at Cleveland, 1/11/87

#### HIGHEST AVERAGE GAIN PER PLAY

7.0 vs. Pittsburgh, 1/7/90
6.5 vs. Cleveland, 1/14/90
6.4 vs. Houston, 1/4/92
6.1 vs. Cleveland, 1/17/88
5.9 vs. Jacksonville, 1/4/97
5.8 vs. NY Giants, 1/25/87

## RUSHING

### MOST RUSHES

42 vs. New England, 1/4/87
39 vs. Cleveland, 1/14/90
39 vs. Cleveland, 1/17/88
37 at Cleveland, 1/11/87
37 vs. Oakland, 1/1/78
37 vs. Pittsburgh, 12/24/77

### MOST RUSHING YARDS

188 vs. New England, 1/4/87
156 vs. Cleveland, 1/17/88
151 vs. Houston, 1/4/92
149 at Cleveland, 1/11/87
138 vs. Pittsburgh, 1/7/90

### BEST AVERAGE GAIN PER RUSH

6.0 vs. Jacksonville, 1/4/97
5.7 vs. Washington, 1/31/88
4.9 vs. Houston, 1/4/92
4.5 vs. Pittsburgh, 1/7/90
4.5 vs. New England, 1/4/87
4.2 vs. Dallas, 1/15/78
4.0 vs. Cleveland, 1/17/88
4.0 at Cleveland, 1/11/87

## PASSING

### MOST PASS ATTEMPTS

54 at Los Angeles Raiders, 1/9/94
41 vs. New York Giants, 1/25/87
39 vs. Washington, 1/31/88
38 vs. Jacksonville, 1/4/97
38 at Cleveland, 1/11/87
38 vs. Pittsburgh, 12/24/77

### MOST COMPLETIONS

32 at Los Angeles Raiders, 1/9/94
26 vs. New York Giants, 1/25/87
25 vs. Jacksonville, 1/4/97
24 at Seattle, 12/24/83
22 at Buffalo, 1/12/92
22 at Cleveland, 1/11/87

### BEST COMPLETION PERCENTAGE

706 (24/34) at Seattle, 12/24/83
.667 (22/33) at Buffalo, 1/12/92
.658 (25/38) vs. Jacksonville, 1/4/97
.634 (26/41) vs. New York Giants, 1/25/87
.600 (12/20) vs. Pittsburgh, 1/7/90
.593 (32/54) at L.A. Raiders, 1/9/94

### MOST NET PASSING YARDS

377 vs. Cleveland, 1/14/90
331 at Los Angeles Raiders, 1/9/94
320 vs. New York Giants, 1/25/87
267 vs. Houston, 1/4/92
256 vs. Cleveland, 1/17/88

### MOST TOUCHDOWN PASSES

3 at Los Angeles Raiders, 1/9/94
3 vs. Cleveland, 1/14/90
3 vs. Cleveland, 1/17/88
2 vs. Jacksonville, 1/4/97
2 vs. Houston, 1/10/88
2 vs. Pittsburgh, 12/30/84
2 vs. Oakland, 1/1/78
2 vs. Pittsburgh, 12/24/77

### MOST INTERCEPTIONS THROWN

4 vs. Dallas, 1/15/78
3 vs. Washington, 1/31/88
2 vs. New England, 1/4/87
2 vs. Pittsburgh, 12/30/84
2 at Seattle, 12/24/83

### MOST TIMES SACKED

6 at Houston, 12/23/79
6 at Pittsburgh, 12/30/78
5 vs. Washington, 1/31/88
4 at Buffalo, 1/12/92
4 vs. New York Giants, 1/25/87
4 vs. Pittsburgh, 12/30/84
4 vs. Dallas, 1/15/78

### MOST YARDAGE LOST ON SACKS

50 vs. Washington, 1/31/88
40 at Houston, 12/23/79
37 vs. Pittsburgh, 12/30/84
37 at Pittsburgh, 12/30/78

## FIRST DOWNS

### MOST FIRST DOWNS

26 at Los Angeles Raiders, 1/9/94
26 vs. Houston, 1/4/92
24 vs. Cleveland, 1/17/88
23 vs. New York Giants, 1/25/87
23 vs. New England, 1/4/87

### MOST FIRST DOWNS RUSHING

13 vs. Houston, 1/4/92
12 vs. New England, 1/4/87
10 vs. Cleveland, 1/17/88
9 vs. Houston, 1/10/88

### MOST FIRST DOWNS PASSING

18 at Los Angeles Raiders, 1/9/94
16 vs. New York Giants, 1/25/87
14 vs. Cleveland, 1/14/90
14 at Seattle, 12/24/83
13 vs. Jacksonville, 1/4/97
13 at Buffalo, 1/12/92
13 at Cleveland, 1/11/87

### MOST FIRST DOWNS BY PENALTY

4 at Los Angeles Raiders, 1/9/94
3 vs. Cleveland, 1/17/88
3 at Cleveland, 1/11/87
2 eight times

## OUTSTANDING PERFORMANCES

A COMPLETE LIST OF DENVER'S 100-YARD RUSHING, 100-YARD RECEIVING AND 300-YARD PASSING PERFORMANCES

### 100-YARD RUSHING GAMES (82)

Player	Performance	Date, Opponent
Don Stone	17-104, 1 TD	Oct. 6, 1963 vs. San Diego
Billy Joe	20-105, 0 TD	Nov. 17, 1963 vs. New York
Billy Joe	16-108, 1 TD	Nov. 15, 1964 vs. New York
Cookie Gilchrist	32-142, 0 TD	Sept. 24, 1965 at Boston
Cookie Gilchrist	16-119, 0 TD	Nov. 14, 1965 at Houston
Floyd Little	25-126, 1 TD	Oct. 27, 1968 vs. Miami
Floyd Little	30-147, 1 TD	Nov. 3, 1968 at Boston
Floyd Little	21-105, 1 TD	Sept. 14, 1969 vs. Boston
Floyd Little	15-104, 1 TD	Sept. 21, 1969 vs. New York Jets
Floyd Little	29-166, 1 TD	Oct. 19, 1969 at Cincinnati
Floyd Little	16-140, 1 TD	Oct. 25, 1970 at San Francisco
Bobby Anderson	25-106, 1 TD	Oct. 17, 1971 vs. San Diego
Floyd Little	25-113, 1 TD	Oct. 24, 1971 at Cleveland
Floyd Little	24-123, 1 TD	Oct. 31, 1971 at Philadelphia
Floyd Little	22-101, 0 TD	Nov. 14, 1971 vs. Cincinnati
Floyd Little	29-125, 0 TD	Dec. 5, 1971 vs. Chicago
Floyd Little	22-101, 0 TD	Sept. 17, 1972 vs. Houston
Floyd Little	18-100, 2 TD	Oct. 15, 1972 vs. Minnesota
Floyd Little	14-124, 1 TD	Nov. 5, 1972 at New York Giants
Floyd Little	19-123, 1 TD	Oct. 14, 1973 at Houston
Joe Dawkins	30-117, 0 TD	Oct. 28, 1973 at New York Jets
Floyd Little	22-109, 2 TD	Nov. 11, 1973 vs. San Diego
Otis Armstrong	19-131, 0 TD	Sept. 22, 1974 vs. Pittsburgh
Otis Armstrong	17-142, 1 TD	Oct. 27, 1974 at Cleveland
Otis Armstrong	19-110, 1 TD	Nov. 10, 1974 at Baltimore
Otis Armstrong	29-146, 0 TD	Nov. 24, 1974 at Oakland
Jon Keyworth	15-148, 1 TD	Nov. 24, 1974 at Oakland
Otis Armstrong	24-144, 1 TD	Nov. 28, 1974 at Detroit
Otis Armstrong	31-183, 3 TD	Dec. 8, 1974 vs. Houston
Otis Armstrong	18-142, 0 TD	Dec. 15, 1974 at San Diego
Jon Keyworth	20-132, 0 TD	Nov. 30, 1975 vs. San Diego
Otis Armstrong	16-101, 1 TD	Oct. 24, 1976 at Kansas City
Otis Armstrong	18-116, 0 TD	Nov. 7, 1976 vs. Tampa Bay
Otis Armstrong	26-116, 1 TD	Dec. 12, 1976 at Chicago
Norris Weese	12-120, 0 TD	Dec. 12, 1976 at Chicago
Otis Armstrong	21-120, 0 TD	Nov. 20, 1977 at Kansas City
Rob Lytle	16-110, 1 TD	Nov. 19, 1978 vs. Green Bay
Rob Lytle	18-102, 1 TD	Nov. 25, 1979 vs. Oakland
Otis Armstrong	22-107, 1 TD	Oct. 13, 1980 vs. Washington
Otis Armstrong	25-106, 1 TD	Oct. 26, 1980 at New York Giants
Sammy Winder	20-119, 0 TD	Sept. 25, 1983 vs. L.A. Raiders
Sammy Winder	29-165, 0 TD	Oct. 9, 1983 at Houston
Sammy Winder	31-139, 1 TD	Sept. 23, 1984 vs. Kansas City
Sammy Winder	34-126, 0 TD	Oct. 28, 1984 at L.A. Raiders
Sammy Winder	20-103, 2 TD	Sept. 29, 1985 vs. Miami
Sammy Winder	20-104, 2 TD	Sept. 21, 1986 at Philadelphia
Sammy Winder	19-102, 0 TD	Jan. 4, 1987 vs. New England*
Joe Dudek	23-128, 2 TD	Oct. 12, 1987 vs. L.A. Raiders
Tony Dorsett	23-113, 1 TD	Sept. 11, 1988 vs. San Diego
Tony Dorsett	32-119, 2 TD	Sept. 26, 1988 vs. L.A. Raiders
Sammy Winder	17-100, 0 TD	Oct. 9, 1988 at San Francisco
Bobby Humphrey	23-102, 1 TD	Oct. 8, 1989 vs. San Diego
Bobby Humphrey	25-105, 2 TD	Nov. 5, 1989 vs. Pittsburgh
Bobby Humphrey	31-110, 0 TD	Nov. 20, 1989 at Washington
Bobby Humphrey	31-125, 0 TD	Dec. 3, 1989 at L.A. Raiders
Bobby Humphrey	23-128, 0 TD	Dec. 16, 1989 at Phoenix
Bobby Humphrey	19-132, 2 TD	Sept. 17, 1990 vs. Kansas City
Bobby Humphrey	25-129, 0 TD	Sept. 23, 1990 vs. Seattle
Bobby Humphrey	34-177, 1 TD	Sept. 30, 1990 at Buffalo
Bobby Humphrey	20-106, 1 TD	Oct. 8, 1990 vs. Cleveland
Gaston Green	24-116, 0 TD	Sept. 1, 1991 vs. Cincinnati
Gaston Green	24-127, 3 TD	Sept. 22, 1991 vs. San Diego
Gaston Green	26-158, 0 TD	Sept. 29, 1991 at Minnesota
Greg Lewis	19-111, 1 TD	Nov. 3, 1991 vs. Pittsburgh
Gaston Green	18-103, 0 TD	Nov. 10, 1991 vs. L.A. Raiders
Gaston Green	24-133, 1 TD	Nov. 17, 1991 at Kansas City
Rod Bernstein	23-101, 0 TD	Oct. 18, 1993 vs. L.A. Raiders
Rod Bernstein	21-103, 0 TD	Dec. 18, 1993 at Chicago
Leonard Russell	24-103, 0 TD	Oct. 9, 1994 at Seattle
Leonard Russell	19-109, 1 TD	Nov. 13, 1994 vs. Seattle
Terrell Davis	22-135, 1 TD	Nov. 5, 1995 vs. Arizona
Terrell Davis	30-176, 1 TD	Nov. 19, 1995 vs. San Diego
Terrell Davis	19-110, 1 TD	Nov. 26, 1995 at Houston
Glyn Milburn	18-131, 0 TD	Dec. 10, 1995 vs. Seattle
Aaron Craver	20-108, 1 TD	Dec. 24, 1995 at Oakland
Terrell Davis	28-111, 0 TD	Sept. 8, 1996 at Seattle
Terrell Davis	22-137, 1 TD	Sept. 15, 1996 vs. Tampa Bay
Terrell Davis	19-141, 2 TD	Sept. 22, 1996 at Kansas City
Terrell Davis	24-112, 0 TD	Sept. 29, 1996 at Cincinnati
Terrell Davis	28-194, 2 TD	Oct. 20, 1996 vs. Baltimore
Terrell Davis	32-154, 2 TD	Nov. 17, 1996 at New England
Terrell Davis	26-106, 1 TD	Dec. 1, 1996 at Seattle

(\*Denotes post-season game.)

**TOTALS**—Floyd Little 15, Otis Armstrong 13, Terrell Davis 10, Bobby Humphrey 9, Sammy Winder 8 (includes one post-season game), Gaston Green 5, Rod Bernstein 2, Tony Dorsett 2, Cookie Gilchrist 2, Billy Joe 2, Jon Keyworth 2, Rob Lytle 2, Leonard Russell 2, Bobby Anderson 1, Aaron Craver 1, Joe Dawkins 1, Joe Dudek 1, Greg Lewis 1, Glyn Milburn 1, Donnie Stone 1, Norris Weese 1.

### Most 100-yard games, season

- 7—Terrell Davis, 1996
- 7—Otis Armstrong, 1974
- 5—Gaston Green, 1991
- 5—Bobby Humphrey, 1989
- 4—Bobby Humphrey, 1990
- 4—Floyd Little, 1971

### Most Consecutive 100-yard games

- 4—Terrell Davis, 1996
- 4—Bobby Humphrey, 1990
- 4—Otis Armstrong, 1974

### Most 100-yard games by a rookie

- 3—Terrell Davis, 1995
- 1—Jon Keyworth, 1974/Billy Joe, 1963

### 100-YARD RECEIVING GAMES (158)

Player	Performance	Date, Opponent
Al Carmichael	6-130, 1 TD	Sept. 9, 1960 at Boston
Lionel Taylor	6-125, 1 TD	Sept. 23, 1960 at New York
Lionel Taylor	7-101, 2 TD	Oct. 2, 1960 vs. Oakland
Al Carmichael	3-109, 2 TD	Oct. 23, 1960 vs. Boston
Lionel Taylor	10-106, 1 TD	Oct. 23, 1960 vs. Boston
Lionel Taylor	10-140, 1 TD	Nov. 6, 1960 vs. Houston
Al Carmichael	7-117, 2 TD	Nov. 6, 1960 vs. Houston
Lionel Taylor	10-138, 0 TD	Nov. 20, 1960 at Houston
Lionel Taylor	9-199, 3 TD	Nov. 27, 1960 vs. Buffalo
Lionel Taylor	9-171, 1 TD	Dec. 10, 1960 at Los Angeles
Lionel Taylor	7-132, 2 TD	Sept. 10, 1961 at Buffalo
Lionel Taylor	11-126, 0 TD	Sept. 24, 1961 at New York
Lionel Taylor	9-118, 0 TD	Oct. 1, 1961 at Oakland
Lionel Taylor	7-120, 1 TD	Oct. 8, 1961 vs. Dallas
Al Frazier	7-166, 1 TD	Oct. 15, 1961 vs. Oakland
Al Frazier	6-126, 1 TD	Oct. 22, 1961 vs. New York
Al Frazier	5-125, 1 TD	Nov. 12, 1961 vs. San Diego
Lionel Taylor	10-119, 0 TD	Nov. 12, 1961 vs. San Diego
Donnie Stone	9-137, 1 TD	Dec. 3, 1961 vs. Boston
Lionel Taylor	9-133, 0 TD	Sept. 15, 1962 at Buffalo
Al Frazier	4-125, 1 TD	Sept. 15, 1962 at Buffalo
Lionel Taylor	12-119, 0 TD	Sept. 21, 1962 at Boston
Jerry Tarr	4-152, 2 TD	Sept. 21, 1962 at Boston
Lionel Taylor	7-110, 0 TD	Dec. 9, 1962 at Dallas
Lionel Taylor	7-169, 1 TD	Sept. 29, 1963 vs. Boston
Lionel Taylor	7-142, 2 TD	Oct. 6, 1963 vs. San Diego
Bob Scarpitto	4-134, 2 TD	Oct. 13, 1963 vs. Houston
Lionel Taylor	10-116, 1 TD	Dec. 15, 1963 at Oakland
Gene Prebola	4-106, 1 TD	Dec. 15, 1963 at Oakland
Lionel Taylor	8-149, 0 TD	Sept. 27, 1964 vs. Houston
Hewitt Dixon	4-109, 0 TD	Oct. 25, 1964 at Oakland
Hewitt Dixon	5-121, 1 TD	Nov. 1, 1964 at Kansas City
Al Denison	3-113, 1 TD	Nov. 1, 1964 at Kansas City
Lionel Taylor	13-112, 0 TD	Nov. 29, 1964 vs. Oakland
Bob Scarpitto	11-111, 1 TD	Dec. 20, 1964 at Houston
Bob Scarpitto	5-108, 2 TD	Sept. 11, 1965 at San Diego
Lionel Taylor	9-172, 1 TD	Sept. 19, 1965 vs. Buffalo
Lionel Taylor	7-114, 0 TD	Nov. 7, 1965 vs. San Diego
Lionel Taylor	11-141, 2 TD	Nov. 21, 1965 vs. Oakland
Lionel Taylor	8-164, 0 TD	Dec. 5, 1965 at Oakland
Wendell Hayes	5-126, 1 TD	Dec. 5, 1965 at Oakland
Al Denison	5-158, 1 TD	Oct. 2, 1966 vs. Houston
Charlie Mitchell	4-126, 1 TD	Dec. 4, 1966 vs. Miami
Bob Scarpitto	5-123, 3 TD	Dec. 18, 1966 at Buffalo
Al Denison	4-131, 2 TD	Sept. 3, 1967 vs. Boston
Al Denison	7-134, 1 TD	Sept. 24, 1967 vs. New York Jets
Eric Crabtree	6-123, 1 TD	Oct. 22, 1967 vs. San Diego
Al Denison	4-107, 1 TD	Oct. 29, 1967 at Kansas City
Al Denison	7-102, 2 TD	Nov. 19, 1967 at Buffalo
Eric Crabtree	8-107, 1 TD	Nov. 23, 1967 at San Diego
Eric Crabtree	6-129, 1 TD	Dec. 17, 1967 vs. Kansas City
Al Denison	8-115, 0 TD	Sept. 15, 1968 at Cincinnati
Eric Crabtree	7-113, 0 TD	Sept. 22, 1968 at Kansas City
Eric Crabtree	5-148, 1 TD	Oct. 13, 1968 at New York Jets
Jimmy Jones	8-128, 2 TD	Oct. 20, 1968 at San Diego
Floyd Little	4-165, 1 TD	Nov. 24, 1968 vs. Buffalo
Al Denison	6-131, 2 TD	Dec. 8, 1968 at Oakland
Mike Haffner	4-122, 0 TD	Dec. 14, 1968 vs. Kansas City
Al Denison	6-138, 1 TD	Sept. 28, 1969 at Buffalo
Mike Haffner	6-102, 1 TD	Oct. 26, 1969 at Houston
Al Denison	6-140, 2 TD	Nov. 23, 1969 at San Diego
John Embree	9-122, 1 TD	Nov. 23, 1969 at San Diego
Jerry Simmons	6-153, 0 TD	Nov. 21, 1971 at Kansas
Rod Sherman	4-110, 0 TD	Sept. 17, 1972 vs. Houston
Jerry Simmons	6-118, 1 TD	Oct. 22, 1972 at Oakland
Bobby Anderson	13-143, 0 TD	Sept. 10, 1973 vs. Chicago
Riley Odums	5-114, 1 TD	Nov. 4, 1973 at St. Louis
Haven Moses	5-108, 2 TD	Nov. 25, 1973 vs. Kansas City
Haven Moses	5-132, 0 TD	Oct. 13, 1974 vs. New Orleans
Floyd Little	7-127, 0 TD	Oct. 20, 1974 vs. San Diego
Riley Odums	7-125, 0 TD	Nov. 18, 1974 vs. Kansas City
Rick Upchurch	3-153, 1 TD	Sept. 21, 1975 vs. Kansas City
Haven Moses	5-168, 2 TD	Jan. 1, 1978 vs. Oakland*
Haven Moses	5-115, 0 TD	Nov. 12, 1978 at Cleveland



## OUTSTANDING PERFORMANCES, CONT.

## 100-YARD RECEIVING GAMES, CONT.

Haven Moses	5-101, 1 TD	Nov. 19, 1978 vs. Green Bay
Riley Odums	7-165, 2 TD	Dec. 10, 1978 vs. Kansas City
Haven Moses	5-116, 1 TD	Dec. 16, 1978 vs. Pittsburgh
Riley Odums	5-125, 0 TD	Sept. 23, 1979 vs. Seattle
Haven Moses	4-107, 1 TD	Oct. 14, 1979 at Kansas City
Haven Moses	5-133, 1 TD	Oct. 22, 1979 at Pittsburgh
Riley Odums	7-114, 0 TD	Oct. 28, 1979 vs. Kansas City
Haven Moses	5-103, 1 TD	Sept. 21, 1980 vs. San Diego
Haven Moses	6-141, 0 TD	Dec. 14, 1980 vs. Oakland
Riley Odums	8-128, 1 TD	Dec. 14, 1980 vs. Oakland
Steve Watson	7-143, 3 TD	Sept. 20, 1981 vs. Baltimore
Steve Watson	8-178, 2 TD	Sept. 27, 1981 vs. San Diego
Steve Watson	5-182, 2 TD	Oct. 11, 1981 vs. Detroit
Rick Upchurch	5-138, 0 TD	Oct. 18, 1981 at Kansas City
Steve Watson	5-102, 1 TD	Nov. 22, 1981 at Cincinnati
Steve Watson	2-103, 0 TD	Dec. 6, 1981 vs. Kansas City
Rick Upchurch	6-102, 2 TD	Dec. 20, 1981 at Chicago
Steve Watson	5-101, 1 TD	Dec. 5, 1982 vs. Atlanta
Steve Watson	10-183, 0 TD	Dec. 12, 1982 at Los Angeles Rams
Steve Watson	6-161, 1 TD	Sept. 11, 1983 at Baltimore
Steve Watson	8-119, 0 TD	Oct. 16, 1983 vs. Cincinnati
Steve Watson	6-121, 1 TD	Oct. 30, 1983 vs. Kansas City
Rick Upchurch	6-143, 0 TD	Oct. 30, 1983 vs. Kansas City
Steve Watson	7-110, 1 TD	Nov. 6, 1983 at Seattle
Steve Watson	4-119, 1 TD	Nov. 20, 1983 vs. Seattle
Clint Sampson	3-101, 2 TD	Dec. 4, 1983 vs. Cleveland
Steve Watson	7-111, 1 TD	Oct. 7, 1984 at Detroit
Butch Johnson	9-156, 2 TD	Nov. 4, 1984 vs. New England
Steve Watson	8-134, 1 TD	Nov. 4, 1984 vs. New England
Steve Watson	5-123, 2 TD	Nov. 18, 1984 vs. Minnesota
Steve Watson	11-177, 1 TD	Dec. 30, 1984 vs. Pittsburgh*
Vance Johnson	6-116, 1 TD	Dec. 14, 1985 vs. Kansas City
Vance Johnson	5-121, 1 TD	Jan. 25, 1987 vs. N.Y. Giants*
Bobby Micho	9-105, 2 TD	Oct. 18, 1987 at Kansas City
Vance Johnson	5-115, 1 TD	Nov. 22, 1987 at L.A. Raiders
Ricky Nattiel	4-118, 1 TD	Nov. 29, 1987 at San Diego
Vance Johnson	4-105, 0 TD	Jan. 10, 1988 vs. Houston*
Mark Jackson	4-134, 1 TD	Jan. 17, 1988 vs. Cleveland*
Vance Johnson	7-134, 0 TD	Sept. 26, 1988 vs. L.A. Raiders
Ricky Nattiel	3-102, 1 TD	Oct. 23, 1988 at Pittsburgh
Mark Jackson	6-140, 2 TD	Nov. 27, 1988 vs. L.A. Rams
Mark Jackson	7-145, 0 TD	Dec. 4, 1988 at L.A. Raiders
Mark Jackson	7-137, 1 TD	Dec. 11, 1988 at Seattle
Vance Johnson	5-145, 1 TD	Oct. 1, 1989 at Cleveland
Vance Johnson	5-145, 1 TD	Oct. 1, 1989 at Cleveland
Michael Young	6-137, 0 TD	Oct. 22, 1989 at Seattle
Vance Johnson	9-148, 1 TD	Oct. 29, 1989 vs. Philadelphia
Vance Johnson	6-154, 2 TD	Nov. 26, 1989 vs. Seattle
Mark Jackson	5-111, 0 TD	Jan. 7, 1990 vs. Pittsburgh*
Michael Young	2-123, 1 TD	Jan. 14, 1990 vs. Cleveland*
Vance Johnson	6-150, 0 TD	Sept. 17, 1990 vs. Kansas City
Vance Johnson	9-120, 0 TD	Sept. 23, 1990 vs. Seattle
Mark Jackson	6-127, 1 TD	Oct. 21, 1990 at Indianapolis
Mark Jackson	7-111, 0 TD	Oct. 6, 1991 at Houston
Vance Johnson	7-100, 0 TD	Jan. 12, 1991 at Buffalo*
Shannon Sharpe	9-118, 0 TD	Oct. 4, 1992 vs. Kansas City
Mark Jackson	5-113, 2 TD	Oct. 25, 1992 at San Diego
Arthur Marshall	5-134, 1 TD	Nov. 8, 1992 vs. N.Y. Jets
Mark Jackson	3-108, 1 TD	Nov. 15, 1992 vs. N.Y. Giants
Shannon Sharpe	7-109, 1 TD	Dec. 12, 1992 at Buffalo
Derek Russell	6-104, 0 TD	Sept. 12, 1993 at Kansas City
Vance Johnson	10-148, 1 TD	Oct. 10, 1993 at Green Bay
Derek Russell	5-111, 0 TD	Oct. 18, 1993 vs. L.A. Raiders
Shannon Sharpe	7-104, 0 TD	Nov. 14, 1993 vs. Minnesota
Shannon Sharpe	6-115, 2 TD	Jan. 2, 1994 at L.A. Raiders
Shannon Sharpe	13-156, 1 TD	Jan. 9, 1994 at L.A. Raiders*
Mike Pritchard	5-119, 1 TD	Sept. 4, 1994 vs. San Diego
Mike Pritchard	9-100, 0 TD	Sept. 11, 1994 at New York Jets
Anthony Miller	6-105, 1 TD	Sept. 11, 1994 at New York Jets
Shannon Sharpe	6-121, 1 TD	Oct. 23, 1994 at San Diego
Anthony Miller	6-102, 1 TD	Nov. 20, 1994 vs. Atlanta
Cedric Tillman	8-175, 0 TD	Nov. 20, 1994 vs. Atlanta
Anthony Miller	5-116, 1 TD	Nov. 27, 1994 vs. Cincinnati
Anthony Miller	6-153, 0 TD	Dec. 4, 1994 at Kansas City
Anthony Miller	3-118, 0 TD	Dec. 17, 1994 at San Francisco
Shannon Sharpe	10-180, 0 TD	Sept. 3, 1995 vs. Buffalo
Anthony Miller	6-108, 3 TD	Sept. 10, 1995 at Dallas
Shannon Sharpe	7-149, 2 TD	Oct. 16, 1995 vs. Oakland
Shannon Sharpe	8-137, 1 TD	Nov. 19, 1995 vs. San Diego
Anthony Miller	6-152, 2 TD	Nov. 26, 1995 at Houston
Shannon Sharpe	9-131, 0 TD	Sept. 22, 1996 at Kansas City
Anthony Miller	5-131, 1 TD	Sept. 29, 1996 at Cincinnati
Shannon Sharpe	13-153, 3 TD	Oct. 6, 1996 vs. San Diego
Shannon Sharpe	9-161, 0 TD	Oct. 20, 1996 vs. Baltimore

\*Postseason

TOTALS—Lionel Taylor 24, Steve Watson 16 (includes one postseason game), Vance Johnson 12 (includes three postseason games), Shannon Sharpe 11 (includes one postseason game).



Al Denson 10, Mark Jackson 10 (includes two postseason games), Haven Moses 10 (includes one postseason game), Anthony Miller 9, Riley Odums 6, Eric Crabtree 5, Al Frazier 4, Mark Scarpitto 4, Rick Upchurch 4, Al Carmichael 3, Floyd Little 2, Mike Pritchard 2, Derek Russell 2, Jerry Simmons 2, Michael Young 2 (includes one postseason game), Bobby Anderson 1, John Embree 1, Wendell Jones 1, Arthur Marshall 1, Bobby Micho 1, Charlie Mitchell 1, Gene Prebola 1, Clint Sampson 1, Rod Sherman 1, Donnie Stone 1, Jerry Tarr 1, Cedric Tillman 1.

## Most 100-yard games, season

7—Lionel Taylor, 1960
5—Anthony Miller, 1994
5—Steve Watson, 1983
5—Steve Watson, 1981
4—Mark Jackson, 1988
4—Al Denson, 1967
4—Lionel Taylor, 1965

## Most consecutive 100-yard games

3—Anthony Miller, 11/20/94, 11/27/94 and 12/4/94
3—Mark Jackson, 11/27/88, 12/4/88 and 12/11/88
3—Lionel Taylor, 9/24/61, 10/1/61 and 10/8/61

## Most 100-yard games by a rookie

7—Lionel Taylor, 1960	3—Al Frazier, 1961
-----------------------	--------------------

## 300-YARD PASSING GAMES (56)

Player	Performance	Opponent
Frank Tripucka	30-52-2, 375 yds., 3 TD	Nov. 6, 1960 vs. Houston
Frank Tripucka	19-41-5, 328 yds., 3 TD	Nov. 27, 1960 vs. Buffalo
Frank Tripucka	28-47-2, 376 yds., 2 TD	Sept. 7, 1962 vs. San Diego
Frank Tripucka	29-56-3, 447 yds., 2 TD	Sept. 15, 1962 at Buffalo
Frank Tripucka	26-40-1, 308 yds., 1 TD	Oct. 21, 1962 vs. Houston
Jacky Lee	11-36-1, 370 yds., 1 TD	Dec. 5, 1965 at Oakland
John McCormick	13-37-3, 328 yds., 3 TD	Dec. 18, 1966 at Buffalo
Marlin Briscoe	12-29-2, 335 yds., 4 TD	Nov. 24, 1968 vs. Buffalo
Steve Tensi	19-26-1, 301 yds., 3 TD	Nov. 23, 1969 at San Diego
Charley Johnson	20-28-0, 361 yds., 2 TD	Oct. 22, 1972 at Oakland
Charley Johnson	24-39-2, 326 yds., 1 TD	Sept. 20, 1973 vs. Chicago
Charley Johnson	28-42-2, 445 yds., 2 TD	Nov. 18, 1974 vs. Kansas City
Charley Johnson	12-20-2, 329 yds., 3 TD	Sept. 21, 1975 vs. Kansas City
Craig Morton	27-39-2, 306 yds., 2 TD	Nov. 16, 1980 vs. New York Jets
Craig Morton	18-30-1, 338 yds., 1 TD	Dec. 14, 1980 vs. Oakland
Craig Morton	17-18-0, 308 yds., 4 TD	Sept. 27, 1981 vs. San Diego
Craig Morton	25-38-1, 342 yds., 2 TD	Oct. 18, 1981 at Kansas City
Steve DeBerg	21-34-2, 305 yds., 2 TD	Nov. 22, 1981 at Cincinnati
Steve DeBerg	23-31-1, 307 yds., 2 TD	Dec. 12, 1982 at L.A. Rams
Steve DeBerg	21-41-0, 350 yds., 1 TD	Oct. 30, 1983 vs. Kansas City
John Elway	23-44-0, 345 yds., 3 TD	Dec. 11, 1983 vs. Baltimore
John Elway	25-40-1, 315 yds., 3 TD	Nov. 4, 1984 vs. New England
John Elway	28-43-1, 353 yds., 4 TD	Sept. 15, 1985 vs. New Orleans
John Elway	22-37-5, 301 yds., 1 TD	Dec. 14, 1985 vs. Kansas City
John Elway	24-42-0, 432 yds., 1 TD	Dec. 20, 1985 at Seattle
John Elway	18-32-1, 321 yds., 1 TD	Oct. 26, 1986 vs. Seattle
John Elway	29-47-2, 336 yds., 0 TD	Nov. 23, 1986 at N.Y. Giants
John Elway	22-37-1, 304 yds., 1 TD	Jan. 25, 1987 vs. N.Y. Giants*
John Elway	22-32-1, 338 yds., 4 TD	Sept. 13, 1987 vs. Seattle
John Elway	21-40-2, 341 yds., 3 TD	Nov. 16, 1987 vs. Chicago
John Elway	21-32-1, 347 yds., 3 TD	Nov. 29, 1987 at San Diego
John Elway	21-42-2, 335 yds., 1 TD	Dec. 13, 1987 at Seattle
John Elway	29-49-3, 324 yds., 2 TD	Dec. 4, 1988 at L.A. Raiders
John Elway	18-35-0, 344 yds., 2 TD	Oct. 22, 1989 at Seattle*
John Elway	20-36-0, 385 yds., 3 TD	Jan. 14, 1990 vs. Cleveland*
John Elway	21-30-0, 317 yds., 2 TD	Oct. 21, 1990 at Indianapolis
John Elway	24-36-1, 328 yds., 2 TD	Dec. 9, 1990 at Kansas City
John Elway	24-42-1, 301 yds., 2 TD	Oct. 6, 1991 at Houston
John Elway	23-39-0, 311 yds., 2 TD	Oct. 4, 1992 vs. Kansas City
John Elway	28-45-1, 300 yds., 1 TD	Sept. 20, 1993 at Kansas City
John Elway	33-59-1, 367 yds., 1 TD	Oct. 10, 1993 at Green Bay
John Elway	25-36-0, 361 yds., 3 TD	Jan. 2, 1994 at L.A. Raiders
John Elway	29-47-1, 302 yds., 3 TD	Jan. 9, 1994 at L.A. Raiders*
John Elway	36-46-2, 371 yds., 3 TD	Sept. 4, 1994 vs. San Diego
John Elway	29-41-1, 319 yds., 1 TD	Sept. 11, 1994 at N.Y. Jets
John Elway	30-41-0, 349 yds., 2 TD	Oct. 30, 1994 vs. Cleveland
John Elway	27-42-1, 382 yds., 2 TD	Nov. 20, 1994 vs. Atlanta
John Elway	22-41-1, 317 yds., 0 TD	Sept. 3, 1995 vs. Buffalo
John Elway	30-47-0, 327 yds., 2 TD	Sept. 17, 1995 vs. Washington
John Elway	23-46-0, 324 yds., 2 TD	Oct. 15, 1995 vs. Oakland
John Elway	27-41-2, 332 yds., 2 TD	Nov. 26, 1995 at Houston
John Elway	24-41-1, 320 yds., 2 TD	Dec. 24, 1995 at Oakland
John Elway	32-37-1, 335 yds., 2 TD	Sept. 29, 1996 at Cincinnati
John Elway	32-41-1, 323 yds., 4 TD	Oct. 6, 1996 vs. San Diego
John Elway	25-39-1, 326 yds., 3 TD	Oct. 20, 1996 vs. Baltimore
John Elway	27-36-1, 334 yds., 2 TD	Nov. 24, 1996 at Minnesota

\*Postseason

TOTALS—John Elway 36 (includes three post season games), Frank Tripucka 5, Charley Johnson 4, Craig Morton 4, Steve DeBerg 3, Jacky Lee 1, John McCormick 1, Marlin Briscoe 1, Steve Tensi 1.

## Most 300-yard games, season

6—John Elway, 1994
5—John Elway, 1995
4—John Elway, 1996
4—John Elway, 1993
4—John Elway, 1987
3—John Elway, 1986
3—John Elway, 1985
3—Frank Tripucka, 1962

## Most consecutive 300-yard games

3—John Elway, 1996
3—John Elway, 1993-94
2—John Elway, 1985
2—Frank Tripucka, 1962

## Most 300-yard games by a rookie

1—John Elway, 1983
1—Marlin Briscoe, 1968





## PLAYER HISTORY

### ALL-TIME HONORS

**1996 — Pro Bowl:** Steve Atwater, Tyrone Braxton, Terrell Davis, John Elway, Michael Dean Perry, Bill Romanowski, Shannon Sharpe, Alfred Williams, Gary Zimmerman (Atwater, Elway and Zimmerman did not play in game due to injury). **AII-NFL:** Steve Atwater (AP 2nd team), Terrell Davis (AP, Sports Illustrated, The Sporting News, USA Today, Pro Football Weekly, Football News, College & Pro Football Newsweekly), John Elway (AP 2nd team, College & Pro Football Newsweekly 2nd team, Football Digest 2nd team), Bill Romanowski (College & Pro Football Newsweekly 2nd team), Shannon Sharpe (AP, Sports Illustrated, The Sporting News, Pro Football Weekly, Football Digest, College & Pro Football Newsweekly), Alfred Williams (AP, The Sporting News, Pro Football Weekly, Football Digest, College & Pro Football Newsweekly 2nd team), Gary Zimmerman (AP, Sports Illustrated, The Sporting News, Pro Football Weekly, Football Digest, College & Pro Football Newsweekly). **AII-AFC:** Steve Atwater (UPI, Pro Football Weekly), Tyrone Braxton (Football News, UPI 2nd team), Terrell Davis (UPI, Football News), John Elway (UPI, Pro Football Weekly, Football News), Michael Dean Perry (UPI 2nd team), Bill Romanowski (UPI 2nd team), Shannon Sharpe (UPI, Football News), Alfred Williams (UPI, Football News), Gary Zimmerman (UPI, Football News). **NFL All-Rookie Team:** John Mobley (Pro Football Weekly, Football News, College & Pro Football Newsweekly). **NFL Most Valuable Player:** Terrell Davis (Sports Illustrated). **NFL Offensive Player of the Year:** Terrell Davis (Associated Press). **AFC Player of the Year:** John Elway (Football News, Touchdown Club of Columbus). **AFC Most Valuable Player:** John Elway (NFLPA). **AFC Offensive Player of the Year:** Terrell Davis (UPI), John Elway (Kansas City 101 Club). **NFL Coach of the Year:** Mike Shanahan (Touchdown Club of Columbus). **AFC Coach of the Year:** Mike Shanahan (Kansas City 101 Club).

**1995 — Pro Bowl:** Steve Atwater, Jason Elam, Glyn Milburn, Anthony Miller, Shannon Sharpe, Gary Zimmerman (Zimmerman did not play in game due to injury). **AII-NFL:** Steve Atwater (College & Pro Football Newsweekly 2nd team), Jason Elam (AP 2nd team, College & Pro Football Newsweekly 2nd team, Football Digest 2nd team), Glyn Milburn (AP 2nd team, Sporting News 1st team, College & Pro Football Newsweekly 2nd team, Football Digest 1st team), Shannon Sharpe (AP 2nd team), Gary Zimmerman (AP 2nd team, Football Digest 1st team). **AII-AFC:** Steve Atwater (UPI 1st team), Terrell Davis (UPI 2nd team), Jason Elam (UPI 1st team), Glyn Milburn (Football News 1st team), Michael Dean Perry (UPI 2nd team), Shannon Sharpe (UPI 2nd team), Gary Zimmerman (Football News 1st team, UPI 1st team). **NFL All-Rookie Team:** Terrell Davis (College & Pro Football Newsweekly, Football News, Pro Football Weekly). **NFL Rookie of the Year:** Terrell Davis (Football Digest). **Broncos Most Valuable Players** (Earl Hartman Award): Terrell Davis (offense), Steve Atwater (defense), Glyn Milburn (special teams). **Most Inspirational Player** (Bob Peck Award): Michael Dean Perry. **Bob Martin Award** (For cooperation with local media): Lionel Washington.

**1994 — Pro Bowl:** Steve Atwater, John Elway, Shannon Sharpe, Gary Zimmerman (Sharpe did not play in game). **AII-NFL:** Shannon Sharpe (College & Pro Football Newsweekly 2nd team, Football Digest 2nd team). **AII-AFC:** Tom Rouen (UPI 2nd team), Shannon Sharpe (UPI 2nd team), Gary Zimmerman (UPI 2nd team). **Broncos Most Valuable Players** (Earl Hartman Award): John Elway (offense), Steve Atwater (defense), Ray Jacobs (special teams). **Most Inspirational Player** (Bob Peck Award): Shannon Sharpe. **Bob Martin Award** (For cooperation with local media): Shannon Sharpe.

**1993 — Pro Bowl:** Steve Atwater, John Elway, Karl Mecklenburg, Shannon Sharpe, Dennis Smith. **AII-NFL:** Shannon Sharpe (AP, Pro Football Weekly/Pro Football Writers of America, The Sporting News, Sports Illustrated, College & Pro Football Newsweekly, Football Digest), John Elway (AP 2nd team, College & Pro Football Newsweekly 2nd team, Football Digest 2nd team), Simon Fletcher (Football Digest 2nd team), Dennis Smith (College & Pro Football Newsweekly 2nd team), Gary Zimmerman (AP 2nd team, College & Pro Football Newsweekly 2nd team). **AII-AFC:** Steve Atwater (UPI, Football News), John Elway (UPI, Football News), Shannon Sharpe (UPI, Football News). **NFL All-Rookie:** Jason Elam (Pro Football Weekly/Pro Football Writers of America, Football News, College & Pro Football Newsweekly, Football Digest). **AFC Most Valuable Player:** John Elway (NFL Players Association). **AFC Player of the Year:** John Elway (Football News). **AFC Offensive Player of the Year:** John Elway (UPI, Kansas City 101 Club). **Rookie Coach of the Year:** Wade Phillips (College & Pro Football Newsweekly). **Broncos Most Valuable Players** (Earl Hartman Award): John Elway (offense), Simon Fletcher (offense), Reggie Rivers (special teams). **Most Inspirational Player** (Bob Peck Award): Dennis Smith. **Bob Martin Award** (For cooperation with local media): Tyrone Braxton.



**1992 — Pro Bowl:** Steve Atwater, Michael Brooks, Shannon Sharpe. **AII-NFL:** Steve Atwater (AP, Pro Football Weekly/Pro Football Writers of America, The Sporting News, Football Digest, NEA), Michael Brooks (Sports Illustrated, College and Pro Football Newsweekly 2nd team), Greg Kragen (AP 2nd team, College and Pro Football Newsweekly 2nd team). **AII-AFC:** Steve Atwater (Football News), NFL All-Rookie: Russell Freeman (Football News, College and Pro Football Newsweekly), Arthur Marshall (Pro Football Weekly/Pro Football Writers of America, Football News, College and Pro Football Newsweekly). **Colorado Sports Hall of Fame Pro Athlete of the Year:** Michael Brooks. **Broncos Most Valuable Players** (Earl Hartman Award): John Elway (offense), Simon Fletcher (defense), Keith Traylor (special teams). **Most Inspirational Player** (Bob Peck Award): Dennis Smith. **Bob Martin Award** (For cooperation with local media): Reggie Rivers.

**1991 — Pro Bowl:** Steve Atwater, Gaston Green, Karl Mecklenburg, Dennis Smith. **AII-NFL:** Steve Atwater (AP, Pro Football Weekly, College and Pro Football Newsweekly 2nd team), Greg Kragen (Sports Illustrated). **AII-AFC:** Steve Atwater (Football News, Pro Football Weekly). **AFC Coach of the Year:** Dan Reeves (Football News, Kansas City 101 Club). **NFL Rookie of the Year:** Mike Croel (Bert Bell Award-World Almanac, Pro Football Weekly, Washington Touchdown Club, Pro-Set). **AFC Defensive Rookie of the Year:** Mike Croel (AP, College and Pro Football Newsweekly). **NFL All-Rookie:** Mike Croel (Football News, Pro Football Weekly, College and Pro Football Newsweekly, Football Digest), Reggie Johnson (Pro Football Digest), Keith Traylor (Pro Football Weekly, Football Digest). **Earl Hartman Awards (Broncos Most Valuable Players):** John Elway (offense), Dennis Smith (defense), Alton Montgomery (special teams). **Bob Peck Memorial Award (Most Inspirational Player):** Kenny Walker. **Bob Martin Award** (For cooperation with local media): Greg Kragen.

**1990 — Pro Bowl:** Steve Atwater, Bobby Humphrey, Dennis Smith. **AII-NFL:** Steve Atwater (College and Pro Football Newsweekly-second team), Mike Horan (College and Pro Football Newsweekly-second team). **AII-AFC:** Steve Atwater (UPI, Football News), Mike Horan (UPI-second team, Football News). **Earl Hartman Award (Broncos Most Valuable Players):** Bobby Humphrey (offense), Steve Atwater (defense), Kevin Clark (special teams). **Bob Peck Memorial Award (Most Inspirational Player):** Keith Kartz. **Bob Martin Award** (for cooperation with media): Mark Jackson.

**1989 — Pro Bowl:** Greg Kragen, Karl Mecklenburg, Dennis Smith, David Treadwell. **AII-NFL:** Mike Horan (College and Pro Football Newsweekly 2nd team), Karl Mecklenburg (AP, Pro Football Weekly, Sports Illustrated, NEA-World Almanac, Football Digest), Dennis Smith (AP 2nd team). **AII-AFC:** Greg Kragen (Pro Football Weekly), Karl Mecklenburg (UPI, Pro Football Weekly, Football News), Dennis Smith (Pro Football Weekly, UPI 2nd team), David Treadwell (UPI, Pro Football Weekly, Football News). **NFL Rookie of the Year:** Bobby Humphrey (Touchdown Club of Washington, D.C.). **NFL Offensive Rookie of the Year:** Bobby Humphrey (NFL Players Association). **NFL Defensive Rookie of the Year:** Steve Atwater (Football Digest). **AFC Offensive Rookie of the Year:** Bobby Humphrey (Mackey Award). **NFL All-Rookie:** Steve Atwater (UPI, Pro Football Weekly, PFWA, College and Pro Football Newsweekly, Football Digest), Bobby Humphrey (UPI, Pro Football Weekly, PFWA, College and Pro Football Newsweekly), David Treadwell (Football Digest), Doug Widell (College and Pro Football Newsweekly, Football Digest). **Colorado Sports Hall of Fame Pro Athlete of the Year:** Bobby Humphrey. **Earl Hartman Award Winners (Broncos Most Valuable Players):** Bobby Humphrey (offense), Dennis Smith (defense), David Treadwell (special teams). **Bob Peck Memorial Award** (Most Inspirational Player): Marc Munford.

**1988 — Pro Bowl:** Mike Horan. **AII-NFL:** Mike Horan (AP, PFWA, The Sporting News, College and Pro Football Newsweekly, Sports Illustrated, World Almanac 2nd team). **AII-AFC:** Mike Horan (UPI, Football News). **NFL All-Rookie:** Gerald Perry (UPI, Football Digest). **Earl Hartman Award Winners (Broncos Most Valuable Players):** John Elway and Sammy Winder (offense), Simon Fletcher (defense), Ken Bell (special teams). **Bob Peck Memorial Award (Most Inspirational Player):** Keith Bishop and Billy Bryan.

**1987 — Pro Bowl:** Keith Bishop, John Elway, Karl Mecklenburg. **AII-NFL:** Keith Bishop (Sports Illustrated, NEA-second team), John Elway (The Sporting News, NEA, AP-second team), Karl Mecklenburg (NEA, AP-second team). **AII-AFC:** Keith Bishop (UPI-second team), John Elway (UPI, Pro Football Weekly, Football News), Rulon Jones (UPI-second team), Karl Mecklenburg (UPI, Pro Football Weekly, Football News). **NFL Most Valuable Player:** John Elway (AP). **AFC Most Valuable Player:** John Elway (NFLPA). **AFC Player of the Year:** John Elway (Football News). **AFC Offensive Player of the Year:** John Elway (UPI, Kansas City 101 Club). **NFL All Rookie:** Ricky Nattiel (UPI, College and Pro Football Newsweekly, Football Digest, PFWA, Pro Football Weekly). **Earl Hartman Award Winners (Broncos Most Valuable Players):** John Elway (offense),

Karl Mecklenburg (defense), Ken Bell (special teams). **Bob Peck Memorial Award (Most Inspirational Player):** Keith Bishop.

**1986 — Pro Bowl:** Keith Bishop, John Elway, Rulon Jones, Karl Mecklenburg, Dennis Smith, Sammy Winder. **All-NFL:** John Elway (AP-honorable mention), Keith Bishop (AP-honorable mention), Mike Harden (AP-honorable mention), Rulon Jones (AP, Pro Football Weekly, Sports Illustrated, PFWA, The Sporting News, Football News, Football Digest, NEA-second team), Karl Mecklenburg (AP, Pro Football Weekly, Sports Illustrated, PFWA, The Sporting News, Football News, Football Digest, NEA), Dennis Smith (AP-honorable mention, Football News second team, NEA). **All-AFC:** Keith Bishop (UPI-second team, Football News), John Elway (UPI-second team), Rulon Jones (UPI, Pro Football Weekly, Football News), Karl Mecklenburg (UPI, Pro Football Weekly, Football News), Dennis Smith (Pro Football Weekly), Gerald Willhite (UPI-second team). **AFC Defensive Player of the Year:** Rulon Jones (UPI). **AFC Player of the Year:** Karl Mecklenburg (Football News). **Colorado Sports Hall of Fame King of the Hill Award:** John Elway. **Seattle Gold Helmet Award (Professional Football Player of the Year):** John Elway. **Earl Hartman Award Winners (Broncos Most Valuable Players):** John Elway (offense), Mike Harden (defense), Darren Comeaux (special teams). **Bob Peck Memorial Award (Most Inspirational Player):** Tom Jackson.

**1985 — Pro Bowl:** Rulon Jones, Karl Mecklenburg, Dennis Smith, Louis Wright. **All-NFL:** John Elway (AP-honorable mention), Rulon Jones (AP-2nd team, The Sporting News, Sports Illustrated), Karl Mecklenburg (AP, Sports Illustrated, PFWA, The Football News, NEA), Dennis Smith (AP-honorable mention), Louis Wright (AP honorable mention). **All-AFC:** Rulon Jones (UPI), Karl Mecklenburg (UPI), Dennis Smith (UPI-2nd team), Louis Wright (UPI). **Earl Hartman Award Winners (Broncos Most Valuable Players):** John Elway (offense), Rulon Jones (defense), Daniel Hunter (special teams). **Bob Peck Memorial Award (Most Inspirational Player):** Tom Jackson.

**1984 — Pro Bowl:** Sammy Winder. **All-NFL:** Tom Jackson (CPFW-2nd team), Dennis Smith (Pro Football Weekly, CPFW-2nd team), Louis Wright (The Sporting News, Sports Illustrated, Pro Football Weekly, NEA-2nd team, CPFW-2nd team). **All-AFC:** Tom Jackson (Pro Football Weekly, UPI-2nd team), Dennis Smith (Pro Football Weekly, UPI-2nd team), Sammy Winder (UPI-2nd team), Louis Wright (Pro Football Weekly, UPI-2nd team). **All-Rookie:** Winford Hood (UPI), Clarence Kay (PFWA, Pro Football Weekly). **Colorado Sports Hall of Fame Pro Athlete of the Year:** Tom Jackson. **Earl Hartman Award Winners (Broncos Most Valuable Players):** Steve Watson (offense), Louis Wright (defense), Ken Woodard (special teams). **Bob Peck Memorial Award (Most Inspirational Player):** Tom Jackson. **NFL Coach of the Year:** Dan Reeves (NFL-Sports Illustrated, Pro Football Weekly, College and Pro Football Newsweekly, AFC-Kansas City 101 Club, Football News.)

**1983 — Pro Bowl:** Randy Gradishar, Louis Wright (DNP). **All-NFL:** Randy Gradishar (AP-2nd team), Louis Wright (NEA, CPFW-2nd team). **All-AFC:** Randy Gradishar (UPI-2nd team). **Earl Hartman Award Winners (Broncos Most Valuable Players):** Steve Watson (offense), Randy Gradishar (defense), Ken Woodard (special teams). **Bob Peck Memorial Award (Most Inspirational Player):** Tom Jackson.

**1982 — Pro Bowl:** Randy Gradishar, Luke Prestridge, Rick Upchurch. **All-NFL:** Randy Gradishar (Football Digest), Luke Prestridge (AP, Football Digest), Rick Upchurch (AP, Football Digest). **All-AFC:** Randy Gradishar (UPI), Luke Prestridge (UPI). **Earl Hartman Award Winners (Broncos Most Valuable Players):** Billy Bryan (offense), Louis Wright (defense), Rick Upchurch and Rob Lytle (special teams). **Bob Peck Memorial Award (Most Inspirational Player):** Tom Jackson.

**1981 — Pro Bowl:** Randy Gradishar, Bob Swenson, Billy Thompson, Steve Watson. **All-NFL:** Bob Swenson (AP, NEA, The Sporting News), Randy Gradishar (AP 2nd team, NEA-2nd team, Pro Football Weekly, The Sporting News). **All-AFC:** Randy Gradishar (UPI), Billy Thompson (UPI), Steve Watson (UPI), Bob Swenson (UPI-2nd team), Louis Wright (UPI-2nd team). **Earl Hartman Award Winners (Broncos Most Valuable Players):** Steve Watson (offense), Bob Swenson (defense), Jim Ryan (special teams). **Bob Peck Memorial Award (Most Inspirational Player):** Tom Jackson.

**1980 — All-NFL:** Randy Gradishar (The Sporting News), Fred Steinfort (Pro Football Weekly, The Sporting News). **All-AFC:** Fred Steinfort (UPI). **Pro Football Weekly Golden Toe Award:** Fred Steinfort. **Earl Hartman Award Winners (Broncos Most Valuable Players):** Bill Bryan (offense), Randy Gradishar (defense), Fred Steinfort (special teams).

**1979 — Pro Bowl:** Randy Gradishar, Tom Jackson, Rick Upchurch, Louis Wright. **All-NFL:** Randy Gradishar (PFWA, Pro Football Weekly, AP-2nd team), Rick Upchurch (PFWA, Pro Football Weekly, AP-2nd team), Louis Wright (AP, NEA, PFWA, Pro Football Weekly). **All-AFC:** Randy Gradishar (Pro Football Weekly, The Sporting News, UPI-2nd team), Bob Swenson (UPI-2nd team), Bill

Thompson (UPI), Rick Upchurch (Pro Football Weekly), Louis Wright (UPI, Pro Football Weekly, The Sporting News). **Earl Hartman Award Winners (Broncos Most Valuable Players):** Craig Morton (offense), Bob Swenson (defense), Larry Canada (special teams).

**1978 — Pro Bowl:** Lyle Alzado, Randy Gradishar, Tom Jackson, Riley Odums, Bill Thompson, Rick Upchurch, Louis Wright. **All-NFL:** Lyle Alzado (AP), Randy Gradishar (AP, PFWA, PFW, NEA), Tom Jackson (AP), Rick Upchurch (AP, PFWA, PFW), Louis Wright (AP, PFWA, PFW, NEA). **All-AFC:** Lyle Alzado (UPI, PFW, TSN), Steve Foley (UPI), Randy Gradishar (UPI, PFW, TSN), Tom Jackson (UPI), Bill Thompson (UPI, PFW, TSN), Rick Upchurch (PFW), Louis Wright (UPI, PFW, TSN). **NFL Defensive Player of the Year:** Randy Gradishar (AP, PFW, NEA). **AFC Defensive Player of the Year:** Randy Gradishar (UPI, Kansas City 101 Club). **Colorado Sports Hall of Fame Pro Athlete of the Year:** Randy Gradishar. **Earl Hartman Award Winners (Broncos Most Valuable Players):** Riley Odums (offense), Randy Gradishar (defense), Maurice Harvey (special teams).

**1977 — Pro Bowl:** Lyle Alzado, Randy Gradishar, Tom Jackson, Billy Thompson, Louis Wright. **All-NFL:** Lyle Alzado (AP, UPI, PFW), Randy Gradishar (AP, UPI, PFW), Tom Jackson (AP, UPI, PFW), Billy Thompson (AP). **All-AFC:** Louis Wright (PFW), Billy Thompson (PFW). **AFC Defensive Player of the Year:** Lyle Alzado (Kansas City 101 Club). **Colorado Sports Hall of Fame Pro Athlete of the Year:** Craig Morton. **Earl Hartman Award Winners (Broncos Most Valuable Players):** Craig Morton (offense), Tom Jackson (defense), Rick Upchurch (special teams). **NFL Coach of the Year:** Red Miller (AP, UPI, PFW, TSN, Football Digest, Washington Touchdown Club, Kansas City 101 Club, Columbus Touchdown Club).

**1976 — Pro Bowl:** Rick Upchurch, Otis Armstrong. **All-NFL:** Rick Upchurch. **Earl Hartman Award Winners (Broncos Most Valuable Players):** Riley Odums (offense), Tom Jackson (defense), Rick Upchurch (special teams).

**1975 — Pro Bowl:** Randy Gradishar, Riley Odums. **All-Pro:** Riley Odums. **Earl Hartman Award Winners (Broncos Most Valuable Players):** Bobby Maples (offense), Lyle Alzado (defense), Jim Turner (special teams).

**1974 — Pro Bowl:** Otis Armstrong, Riley Odums. **All-Pro:** Riley Odums, Otis Armstrong. **Earl Hartman Award Winners (Broncos Most Valuable Players):** Otis Armstrong (offense), Tom Jackson (defense), Ken Criter (special teams).

**1973 — Pro Bowl:** Floyd Little, Haven Moses, Paul Smith, Riley Odums. **All-Pro:** Riley Odums. **Earl Hartman Award Winners (Broncos Most Valuable Players):** Charley Johnson (offense), Paul Smith (defense). **Colorado Sports Hall of Fame Pro Athlete of the Year:** Paul Smith. **AFC Coach of the Year:** John Ralston (AP, UPI, PFWA, Kansas City 101 Club).

**1972 — Pro Bowl:** Floyd Little, Paul Smith. **Colorado Sports Hall of Fame Pro Athlete of the Year:** Floyd Little.

**1971 — Pro Bowl:** Floyd Little, Rich Jackson.

**1970 — Pro Bowl:** Rich Jackson. **All-Pro:** Rich Jackson. **Colorado Sports Hall of Fame Pro Athlete of the Year:** Rich Jackson.

**1969 — All-AFL:** Floyd Little, Rich Jackson. **AFL All-Star Game:** Rich Jackson, Al Denson, Mike Current, George Goeddeke, Floyd Little, Dave Costa.

**1968 — All-AFL:** Rich Jackson. **AFL All-Star Game:** Floyd Little, Dave Costa, Rich Jackson.

**1967 — AFL All-Star Game:** Al Denson, Larry Kaminski, Dave Costa, Nemiah Wilson.

**1966 — All-AFL:** Bob Scarpitto. **AFL All-Star Game:** Bob Scarpitto, Jerry Sturm, Goose Gonsoulin, John Bramlett.

**1965 — All-AFL:** Cookie Gilchrist, Lionel Taylor, Eldon Danenhauer. **AFL All-Star Game:** Eldon Danenhauer, Cookie Gilchrist.

**1964 — All-AFL:** Willie Brown. **AFL All-Star Game:** Willie Brown, Jerry Sturm, Goose Gonsoulin, Jim Fraser.

**1963 — All-AFL:** Goose Gonsoulin. **AFL All-Star Game:** Bud McFadin, Goose Gonsoulin.

**1962 — All-AFL:** Bud McFadin, Goose Gonsoulin, Eldon Danenhauer, Bob Zeman. **AFL All-Star Game:** Eldon Danenhauer, Bud McFadin, Gene Mingo, Bob Zeman, Goose Gonsoulin, Jim Fraser, Lionel Taylor, Frank Tripucka. **AFL Coach of the Year:** Jack Faulkner (AP, UPI).

**1961 — All-AFL:** Lionel Taylor, Bud McFadin. **AFL All-Star Game:** Bud McFadin, Ken Adamson, Goose Gonsoulin, Don Stone.

**1960 — All-AFL:** Lionel Taylor, Bud McFadin, Goose Gonsoulin.

## BRONCOS IN THE PRO BOWL (1970-96)

(please see All-Time Honors, beginning on page 424, for year-by-year Broncos Pro Bowl and AFL All-Star Game participation. **Current players in bold**)

PLAYER	NO. OF PRO BOWLS AS A BRONCO	YEARS SELECTED
Lyle Alzado	2	1977, '78
Otis Armstrong	2	1974, '76
<b>Steve Atwater</b>	<b>7</b>	<b>1990, '91, '92, '93, '94, '95, '96</b>
Keith Bishop	2	1986, '87
<b>Tyrone Braxton</b>	<b>1</b>	<b>1996</b>
Michael Brooks	1	1992
<b>Terrell Davis</b>	<b>1</b>	<b>1996</b>
<b>Jason Elam</b>	<b>1</b>	<b>1995</b>
<b>John Elway</b>	<b>5</b>	<b>1986, '87, '93, '94, '96</b>
Randy Gradishar	7	1975, '77, '78, '79, '81, '82, '83
Gaston Green	1	1991
Mike Horan	1	1988
Bobby Humphrey	1	1990
Rich Jackson	2	1970, '71
Tom Jackson	3	1977, '78, '79
Rulon Jones	2	1985, '86
Greg Kragen	1	1989
Floyd Little	3	1971, '72, '73
Karl Mecklenburg	6	1985, '86, '87, '89, '91, '93
Glyn Milburn	1	1995
Anthony Miller	1	1995
Haven Moses	1	1973
Riley Odoms	4	1973, '74, '75, '78
<b>Michael Dean Perry</b>	<b>1</b>	<b>1996</b>
Luke Prestridge	1	1982
<b>Bill Romanowski</b>	<b>1</b>	<b>1996</b>
<b>Shannon Sharpe</b>	<b>5</b>	<b>1992, '93, '94, '95, '96</b>
Dennis Smith	6	1985, '86, '89, '90, '91, '93
Paul Smith	2	1972, '73
Bob Swenson	1	1981
Billy Thompson	3	1977, '78, '81
David Treadwell	1	1989
Rick Upchurch	4	1976, '78, '79, '82
Steve Watson	1	1981
<b>Alfred Williams</b>	<b>1</b>	<b>1996</b>
Sammy Winder	2	1984, '86
Louis Wright	5	1977, '78, '79, '83, '85
<b>Gary Zimmerman</b>	<b>3</b>	<b>1994, '95, '96</b>

## BRONCOS IN THE AFL ALL-STAR GAME (1960-69)

Ken Adamson	1	1961
John Bramlett	1	1966
Willie Brown	1	1964
Dave Costa	3	1967, '68, '69
Mike Current	1	1969
Eldon Danenhauer	2	1962, '65
Al Denson	2	1967, '69
Jim Fraser	2	1962, '64
Cookie Gilchrist	1	1965
George Goeddeke	1	1969
Goose Gosoulin	5	1961, '62, '63, '64, '66
Rich Jackson	2	1968, '69
Larry Kaminski	1	1967
Floyd Little	2	1968, '69
Bud McFadin	3	1961, '62, '63
Gene Mingo	1	1962
Bob Scarpitto	1	1966
Don Stone	1	1961
Jerry Sturm	2	1964, '66
Lionel Taylor	1	1962
Frank Tripucka	1	1962
Nemiah Wilson	1	1967
Bob Zeman	1	1962

## BRONCOS TEAM AWARD WINNERS

For a period of Broncos history, team members were asked to vote individual honors for their teammates. Listed below are the winners of those honors, and the years those awards were given.

## EARL HARTMAN AWARD

OFFENSE	DEFENSE	SPECIAL TEAMS
1995 Terrell Davis	Steve Atwater	Glyn Milburn
1994 John Elway	Steve Atwater	Ray Jacobs
1993 John Elway	Simon Fletcher	Reggie Rivers
1992 John Elway	Simon Fletcher	Keith Traylor
1991 John Elway	Dennis Smith	Alton Montgomery
1990 Bobby Humphrey	Steve Atwater	Kevin Clark
1989 Bobby Humphrey	Dennis Smith	David Treadwell
1988 John Elway/ Sammy Winder	Simon Fletcher	Ken Bell
1987 John Elway	Karl Mecklenburg	Ken Bell
1986 John Elway	Mike Harden	Darren Comeaux
1985 John Elway	Rulon Jones	Daniel Hunter
1984 Steve Watson	Louis Wright	Ken Woodard
1983 Steve Watson	Randy Gradishar	Ken Woodard
1982 Billy Bryan	Louis Wright	Rob Lytle/ Rick Upchurch
1981 Steve Watson	Bob Swenson	Jim Ryan
1980 Billy Bryan	Randy Gradishar	Fred Steinfort
1979 Craig Morton	Bob Swenson	Larry Canada
1978 Riley Odoms	Randy Gradishar	Maurice Harvey
1977 Craig Morton	Tom Jackson	Rick Upchurch
1976 Riley Odoms	Tom Jackson	Rick Upchurch
1975 Bobby Maples	Lyle Alzado	Jim Turner
1974 Otis Armstrong	Tom Jackson	Ken Criter
1973 Charley Johnson	Paul Smith	

BOB PECK MEMORIAL AWARD  
(MOST INSPIRATIONAL PLAYER)

1995 Michael Dean Perry
1994 Shannon Sharpe
1993 Dennis Smith
1992 Dennis Smith
1991 Kenny Walker
1990 Keith Kartz
1989 Marc Munford
1988 Keith Bishop/Billy Bryan
1987 Keith Bishop
1986 Tom Jackson
1985 Tom Jackson
1984 Tom Jackson
1983 Tom Jackson
1982 Tom Jackson
1981 Tom Jackson

BOB MARTIN AWARD  
(FOR COOPERATION WITH THE MEDIA)

1995 Lionel Washington
1994 Shannon Sharpe
1993 Tyrone Braxton
1992 Reggie Rivers
1991 Greg Kragen
1990 Mark Jackson



## DENVER BRONCOS RING OF FAME PROFILES

*The Denver Broncos' Ring of Fame was inaugurated in 1984 to honor former players and administrators who played significant roles in the franchise's history.*

The most recent induction came in 1993 when cornerback **Louis Wright** (1975-86) was inducted into the Ring of Fame, and linebacker **Tom Jackson** (1973-86) entered the Ring of Fame in 1992.

Linebacker **Randy Gradishar** (1974-83) was the only 1989 inductee into the Ring of Fame, while quarterback **Craig Morton** (1977-82), wide receiver **Haven Moses** (1972-81), and kicker **Jim Turner** (1971-79) were inducted in 1988.

Former defensive back **Billy Thompson** (1969-81) was honored in 1987 and three players joined the elite group in 1986, quarterbacks **Frank Tripucka** (1960-63) and **Charley Johnson** (1972-75), and defensive end **Paul Smith** (1968-78).

In 1985, former owner **Gerald H. Phipps** became the first non-player to have his name placed on the Ring.

Four former players were the original Ring of Fame inductees, running back **Floyd Little** (1967-75), defensive end **Rich Jackson** (1967-72), wide receiver **Lionel Taylor** (1960-66), and safety **Austin "Goose" Gonsoulin** (1960-66).

The Ring of Fame is on the facade of Mile High Stadium's east stands, just below the third level. The following are brief sketches of each of the 15 Ring of Fame members, in alphabetical order.



**AUSTIN "GOOSE" GONSOULIN** SAFETY  
Year Inducted: 1984  
Years with Broncos: 1960-66 **23**

**THEN:** Austin "Goose" Gonsoulin was one of the four original Ring of Fame inductees in 1984, recognized for his splendid play at safety for seven seasons. Gonsoulin was one of the original Broncos from the 1960 season. At the end of his Bronco career, he was the all-time American Football League leader in interceptions with 43. His 11 pickoffs in 1960 are still a Denver club record, and he shares the team record for interceptions in a game with four, a feat he accomplished Sept. 18,

1960 at Buffalo. Gonsoulin was an All-AFL choice in 1960, 1962 and 1963. His amazing durability and toughness enabled him to start 61 consecutive games at one point in his career. Gonsoulin was also the captain of his college team at Baylor.

**Now:** Gonsoulin has operated a construction company in Texas since his retirement.

## GONSOULIN'S DENVER BRONCOS CAREER RECORD

Int.	Yds.	Avg.	TD
43	542	12.6	2



**RANDY GRADISHAR** LINEBACKER  
Year Inducted: 1989  
Years with Broncos: 1974-83 **53**

**THEN:** Randy Gradishar was the only Ring of Fame inductee in 1989, in recognition of a 10-year career at linebacker with the Broncos. During his career, Gradishar was a seven-time Pro Bowler, the most by any Broncos player to date, and he is also the all-time leader in tackles for Denver, finishing with 1,958. Gradishar never missed a game, playing in 145 consecutive. He accounted for 33 turnovers in his career (20 INTs and 13 fumble recoveries) and was voted the Defensive

Player of the Year in 1978 by AP, UPI, *Pro Football Weekly* and NEA (George Halas Award). His teammates also voted him team defensive MVP in 1978 and 1980. While at Ohio State, Gradishar was referred to by his head coach — the legendary Woody Hayes — as "the best linebacker I ever coached at Ohio State." Randy was a three-year starter for the Buckeyes and was named to every All-America team following his senior season, as well as being an Academic All-America selection, graduating with a degree in distributive education. Gradishar was also the president of the Denver Broncos Youth Foundation from 1982-92.

**Now:** Gradishar works for the Boulder Chapter of Promise Keepers, a men's organization that unites men through vital relationships to be a Godly influence in their world. Former University of Colorado head football coach Bill McCartney is heavily involved in this organization.

## GRADISHAR'S DENVER BRONCOS CAREER RECORD

Games	Starts	Int.	Yds.	Avg.	TD
145	134	20	335	16.8	3

## DENVER BRONCOS RING OF FAME PROFILES, CONT.



**RICH JACKSON** DEFENSIVE END  
Year Inducted: 1984  
Years with Broncos: 1967-72 **87**

**THEN:** Rich Jackson is one of the four original Ring of Famers who were inducted in 1984. He was considered by many as the best defensive end in professional football during his prime. Jackson was the first Bronco to be named to the All-NFL first team in 1970. He posted his career high in quarterback sacks in 1969 with 11, and had 10 sacks in both 1968 and 1970. He was All-NFL from 1968-69 in addition to starting in the 1970 Pro Bowl. He made the Pro Bowl again in 1971

despite playing in only seven games due to a knee injury which eventually forced him out of football. Jackson finished his career with 34 sacks. He was a standout end at Southern University on both sides of the ball. He also lettered in track and was the NAIA shotput champion.

**Now:** Jackson is a school administrator in New Orleans, La., where he and his wife, Katherine reside.



**TOM JACKSON** LINEBACKER  
Year Inducted: 1992  
Years with Broncos: 1973-86 **57**

**THEN:** Tom Jackson was the only player inducted into the Ring of Fame in 1992. "TJ" was always one of the most popular players among his teammates, who voted him most inspirational player six consecutive seasons (1981-86). He finished his career having played the most games in Broncos history at 191 and still ranks second on that list behind John Elway. He is also tied for third in games played at 177. Jackson is one of only three Broncos to wear the Denver uniform for 14 seasons, joining Dennis Smith and John Elway. He made three consecutive Pro Bowl appearances from 1977-79 and was named first team All-Pro twice (1977-78). He was also named by his teammates as Denver's defensive MVP in 1974, '76, and '77. Upon his retirement in 1986, Jackson was tied for first with fellow Ring of Famer Randy Gradishar for the most interceptions in Broncos history by a linebacker with 20, and was fifth on the all-time sack list with 44. Jackson was also a standout performer at Louisville, where he was the Missouri Valley Conference Player of the Year twice — as a sophomore in 1970 and as a senior in 1972.

**Now:** Jackson currently is a reporter for ESPN, and along with Chris Berman, Chris Mortenson, Joe Thiesmann and Sterling Sharpe, hosts the award-winning "NFL Gameday" show every Sunday morning during the NFL season. During the season he makes occasional trips to Denver to do interviews for Bronco features on the show. Tom, his wife Jennifer and their daughter, Taylor, reside in Cincinnati, Ohio.

## JACKSON'S DENVER BRONCOS CAREER RECORD

Games	Starts	Int.	Yds.	Avg.	TD
191	179	20	340	17.0	3



**CHARLEY JOHNSON** QUARTERBACK  
Year Inducted: 1986  
Years with Broncos: 1972-75 **12**

**THEN:** Charley Johnson was one of three inductees into the Ring of Fame in 1986, along with fellow quarterback Frank Tripucka and defensive end Paul Smith. Johnson, who came to Denver in a trade from Houston, quarterbacked the Broncos to their first winning season (7-5-2 in 1973), a landmark moment in the first 14 years of franchise history. Johnson set a new Bronco record for passing accuracy (since broken) in 1974 by completing 55.6% of his passes. He made the All-

AFC team picked by UPI and *Pro Football Weekly* after the 1973 season. He once threw for 445 yards in a game and also threw a touchdown pass in 10 consecutive games, a Broncos record at the time. Johnson was star quarterback at New Mexico State, where he led his team to two Sun Bowl titles.

**Now:** Johnson now has a Ph.D., and has been working in the engineering field. He resides in Texas.

## JOHNSON'S PROFESSIONAL RECORD

Att.	Comp.	Yards.	Pct.	TD	INT	LG
3,392	1,737	24,410	51.2	170	181	90t

## DENVER BRONCOS RING OF FAME PROFILES, CONT.


**FLOYD LITTLE**

Year Inducted: 1984

Years with Broncos: 1967-75

**RUNNING BACK**
**44**

THEN: Floyd Little is one of the four original Ring of Fame inductees from 1984. He was the first No. 1 draft pick ever signed by the Broncos and was widely regarded as "The Franchise" for much of his nine-year career. Little was the first serious threat for the Broncos at running back. A Pro Bowl participant in 1971, Floyd twice played in the AFL All-Star game (1968 and 1969) and is still the Broncos' all-time leader in rushing yards (6,323) and rushing attempts (1,641). Little is also

the Broncos' all-time leading touchdown scorer with 54, and he leads all rushers with 43. He still ranks sixth on the Broncos' all-time scoring list with 324 points. Little totaled 12,103 all-purpose yards during his career, including a team-record 2,523 on kickoff returns. Little also holds the Broncos' record for the longest non-scoring kickoff return, of 89 yards (vs. Oakland, Nov. 10, 1968). When Little retired, he was among the Top-10 all-time rushers in NFL history. Little was a three-time All-American at Syracuse, following in the footsteps of Jim Brown and the late Ernie Davis as superstar tailbacks for the Orangemen. Little actually shattered most of the records set by his two predecessors, rushing for 2,704 yards, returning punts for 845, kickoffs for 797, and passed for 19 — for a grand total of 4,947 yards. He also scored in 22 of 30 regular season games, including five times in one game.

Now: Little has gone into business for himself and owns an auto dealership in Seattle, Wash.

**LITTLE'S DENVER BRONCOS CAREER RECORD**

RUSHING				KICK RETURNS			
Rushes	Yards	Avg.	TD	No.	Yds.	Avg.	TD
1,641	6,323	3.9	43	104	2,523	24.3	0


**CRAIG MORTON**

Year Inducted: 1988

Years with Broncos: 1977-82

**QUARTERBACK**
**7**

THEN: Craig Morton was one of three inductees in 1988, along with fellow teammates wide receiver Haven Moses and kicker Jim Turner. Morton, who came to the Broncos through a trade with the New York Giants in 1977, was Denver's starting quarterback for most of the period from 1977-82 and led the team to its first Super Bowl berth in 1977, as he engineered the Broncos to a 12-2 regular season record and home playoff wins over Pittsburgh and arch-rival Oakland. Morton, who also starred with the Dallas Cowboys in the early 1970s, earned a variety of awards for his on-field performance in 1977, including AFC Most Valuable Player honors. During his career with Denver, he led the team to two divisional titles (1977-78). He ranks second in all-time Broncos history in total plays from scrimmage (1,693), total offense (12,355), most passes attempted (1,594), most completions (907), most passing yards (11,895) and most touchdown passes (74). His average gain per play figure of 7.30 is tied for first with fellow Ring of Fame quarterback Charley Johnson. Morton also once completed 16 consecutive passes in a game and once had a streak of nine consecutive games with a touchdown pass. Morton was a consensus All-American at the University of California, and he was also a baseball star for the Golden Bears.

Now: Morton has gone into business in Oregon, where he now resides.

**MORTON'S PROFESSIONAL RECORD**

Att.	Comp.	Yds.	Pct.	TD	INT
3,786	2,053	27,908	54.2	183	183


**HAVEN MOSES**

Year Inducted: 1988

Years with Broncos: 1972-81

**WIDE RECEIVER**
**25**

THEN: Haven Moses was inducted into the Ring of Fame in 1988 with two others, quarterback Craig Morton and kicker Jim Turner. Moses played 10 seasons for the Broncos as one of the team's primary wide receivers, and ranks sixth all-time among Denver receivers with 302 catches. He ended his career with 5,450 receiving yards. He is also tied for first with fellow Ring of Famer Lionel Taylor in all-time receiving touchdowns with 44. His yards-per-catch average was 18.0, and he averaged over 19 yards a catch (1974, '76 and '77). In the AFC Championship Game

and he averaged over 19 yards a catch (1974, '76 and '77). In the AFC Championship Game

## DENVER BRONCOS RING OF FAME PROFILES, CONT.

on New Year's Day, 1978, Moses caught five passes for 168 yards and two touchdowns. He was also a two-year letterman and an All-American as a wide receiver and defensive back at San Diego State University.

Now: Moses still resides in the Denver area and is very active in the community, getting involved in various community projects throughout the year.

**MOSES' PROFESSIONAL RECORD**

Games	Rec.	Yards	Avg.	TD
201	448	8,121	18.1	56


**GERALD PHIPPS**

Year Inducted: 1985

Years with Broncos: 1961-81

**OWNER**

THEN: Gerald H. Phipps became the first and only non-player to be inducted into Denver Broncos' Ring of Fame in 1985. Under the guidance of Phipps and his brother Allan, the Broncos rose from their less than auspicious beginnings to the top of the American Football Conference. In 1977, the Broncos laid claim to their first ever AFC Championship, won the Western Division title in 1977 and 1978 and made three consecutive playoff appearances (1977-79). Under Phipps, the

Broncos ultimately rose to a position as one of the NFL's most stable franchises. With the success of the Broncos, the doors were opened for other major league teams from other sports to grab a piece of the Denver sports pie. Following the takeover by the Phipps brothers, Denver Bronco season ticket sales improved from 8,002 in 1964 to 22,905 in 1965. Before purchasing the Broncos on February 15, 1965, Phipps was the president of the Gerald H. Phipps Inc. Construction Company, which he continued to operate. Phipps was born March 4, 1915 in Denver.

Now: Mr. Phipps passed away August 6, 1993.


**PAUL SMITH**

Year Inducted: 1986

Years with Broncos: 1968-78

**DEFENSIVE TACKLE**
**70**

THEN: Paul Smith was inducted into the Ring of Fame in 1986, along with quarterbacks Frank Tripucka and Charley Johnson. Smith posted 55 sacks for his career, sixth-most on the Broncos' all-time list. He also posted 11 sacks in both the 1972 and 1973 seasons, propelling him to back-to-back Pro Bowl appearances. Smith was one of the leaders during the years when Denver was establishing its reputation for defensive excellence. His head coach, John Ralston, once said that

Smith was "the finest defensive tackle in pro football." Smith's 11-year career was the longest in Bronco annals until he was surpassed by fellow Ring of Famer Billy Thompson. He was the first 10-year man in Bronco history. Smith played collegiately at New Mexico.

Now: Smith still resides in the Denver area and works in sales.

**SMITH'S DENVER BRONCOS CAREER RECORD**

Games	Sacks
134	55


**LIONEL TAYLOR**

Year Inducted: 1984

Years with Broncos: 1960-66

**END**
**87**

THEN: Lionel Taylor, one of the original Broncos, was also one of the original Ring of Famers, being inducted in 1984. He is the Broncos' all-time leading receiver in terms of both receptions (543) and yardage (6,872). He is also tied for first in touchdown receptions for a career with 44. Taylor caught 92 passes during the 1960 season and followed that campaign with a team-record 100 receptions in 1961, leading the AFL in receiving for five of the

league's first six years of existence. Taylor was regarded by many as the possessor of the best hands in pro football. He never had fewer than 76 receptions in a season over those first six years, averaging 84.7 catches from 1960-65, at that time the highest six-year total in football history. Taylor was an All-AFL selection in 1960, '61 and '65 and played in the league all-star game in 1962. Taylor performed collegiately at New Mexico Highlands.

## DENVER BRONCOS RING OF FAME PROFILES, CONT.

Now: Taylor has enjoyed an extensive coaching career as an assistant in the NFL, including with the championship teams of the Pittsburgh Steelers in the 1970's, and also in the collegiate ranks. He is currently the head coach of the London Monarchs in the World League of American Football.

## TAYLOR'S DENVER BRONCOS CAREER RECORD

Rec.	Yards	Avg.	TD
543	6,872	12.8	44



## BILLY THOMPSON

## DEFENSIVE BACK

Year Inducted: 1987

Years with Broncos: 1969-81

36

THEN: Billy Thompson, regarded by many as the best defensive back in Denver Broncos annals, was the only Ring of Fame inductee in 1987. He was the first player in team history to play 13 seasons with Denver, and he was the team captain for many years. Thompson, despite being retired for 15 seasons, still ranks second on the Broncos' all-time list for games started with 178, second in consecutive starts with 142, and sixth in games played with 179. He finished his career with

61 turnovers, (most in team history), 40 of which came via interceptions (third in team history). He holds two NFL records, one of which has stood for over two decades. As a rookie in 1969, Thompson became the only player in NFL history to lead the league in both kick-offs and punt returns in the same season. He is also one of only two players in NFL history to return four opponent fumbles for touchdowns. Thompson was a three-time Pro Bowl selection (1977, '78 and '81), and earned All-NFL honors twice (1977 and '78) and All-AFC honors four times (1977-79, '81). Billy also enjoyed a brilliant career at Maryland State (now Maryland-Eastern Shore), earning All-CIAA honors three times as a defensive back and being named team MVP as a senior. He also twice earned NAIA All-America honors. Thompson also made All-CIAA three times in baseball as a centerfielder.

Now: Thompson was a college scout for the Broncos for two years before moving into his current position as Director of Player Relations and Alumni Coordinator. As Director of Player Relations, Thompson coordinates three major functions: family assistance, continuing education and career development. Each of these programs is designed to assist the player with his life off the field. As Alumni Coordinator, Billy works with the Alumni Council and former Broncos who live in the area, who are considered an important part of the Broncos' organization. Thompson is also a member of the Board of Directors of the African American Leadership Institute and Metropolitan State College. He also volunteers time with the Urban League, Hispanic Chamber of Commerce and several other non-profit organizations. Thompson, his wife Barbara, and their son Richie make their home in Aurora, Colo.

## THOMPSON'S DENVER BRONCOS CAREER RECORD

Games	Starts	No.	Yds.	Avg.	TD
179	178	40	784	19.6	3



## FRANK TRIPUCKA

## QUARTERBACK

Year Inducted: 1986

Years with Broncos: 1960-63

18

THEN: Frank Tripucka — who was one of the four original Ring of Fame inductees — is also one of the original Broncos, playing for the team from 1960-63. Tripucka led the Broncos to their first ever .500 season in 1962 (7-7). He was half of the Tripucka-to-Lionel Taylor passing combination, as the duo (both Ring of Famers) went on to set various marks together. Tripucka's best statistical season came in 1960 when he completed 248 of 478 passes (51.9%) for 3,038 yards and 24

touchdowns. His 477 yards passing against Buffalo (9/15/62) still stands as the team record, and he shares the team record for most touchdown passes in a game with five (10/28/62 vs. Buffalo). Tripucka also played in the AFL All-Star Game in 1962.

Now: Tripucka is now a retired beer distributor. He currently resides in New Jersey.

## TRIPUCKA'S DENVER BRONCOS CAREER RECORD

ATT.	COMP.	PCT.	YDS.	TD	INT.
1,277	622	51.8	7676	51	85

## DENVER BRONCOS RING OF FAME PROFILES, CONT.



## JIM TURNER

## KICKER

Year Inducted: 1988

Years with Broncos: 1971-79

15

THEN: Jim Turner, a 1988 inductee into the Ring of Fame, ranks as one of the most prolific kickers of all time in professional football. At the time of his retirement, Turner ranked second in NFL career scoring with 1,439 points, as well as second in field goals with 304. Turner kicked 521 extra points and was the fourth player to ever reach the 500 mark. He never missed a game as a pro and finished with a streak of 228 consecutive appearances, including 130 as a Bronco, for whom

he scored 742 points, easily establishing himself as Denver's all-time scoring leader. He once had a string of 221 consecutive extra points, which was then the second-longest streak in NFL history. Before joining the Broncos in 1971, Turner was an outstanding kicker for the New York Jets, helping lead the club to a victory in Super Bowl III. He was a three-time letterman as a quarterback at Utah State in the early 1960s.

Now: Turner resides in the Denver area and is active in the community.

## TURNER'S PROFESSIONAL RECORD

Games	Conversions		Field Goals		LG	Pts.
	No.-Att.	Pct.	No.-Att.	Pct.		
228	521-546	.954	304-489	.622	53	1439



## LOUIS WRIGHT

## CORNERBACK

Year Inducted: 1993

Years with Broncos: 1975-86

20

THEN: Louis Wright was the most recent inductee into the Broncos' Ring of Fame, going in in 1993. Wright enjoyed a stellar career at cornerback for Denver, playing in 166 games (163 starts, seventh on all-time Broncos list), reeling in 26 interceptions — one of which he returned for a touchdown — and 11 fumble recoveries. Wright was named to the Pro Bowl five times in his career (1977-79, '83 and '85). He was named All-NFL by *The Sporting News* and *Pro Football Weekly* and the

NEA in 1977. He also received All-AFC honors from UPI in 1985. Wright also was named Most Valuable Defensive Player by his teammates on two different occasions. Wright played collegiately at San Jose State, where he lettered twice as a defensive back. He also won two letters in track and once ran the 100 in 9.6 seconds.

Now: Wright is the head football coach at Montbello High School in Denver, and also does color commentary for the Broncos' Spanish-language game broadcasts on KBNO radio, along with Frank Ponce and Fernando Sergio. He resides in Aurora, Colorado.

## WRIGHT'S PROFESSIONAL RECORD

Games	Starts	No.	Yds.	Avg.	TD
166	163	26	360	13.8	1

## DENVER BRONCOS ALUMNI COUNCIL

The Denver Broncos Alumni Council was formed in 1991 to provide an opportunity for former players to remain actively involved with the Broncos' organization.

The Alumni Council serves as a goodwill extension of the Denver Broncos and the members are available to counsel current players on life after football.

The original 15 members of the alumni council are Odell Barry, Barney Chavous, Steve Foley, Randy Gradishar, Larry Kaminski, Fran Lynch, Gene Mingo, Claudie Minor, Haven Moses, Jim Ryan, Jerry Sturm, Bob Swenson, Bill Thompson, Steve Watson, and Louis Wright. Otis Armstrong and Rich Karlis were added as new members in 1993.



## ALL-TIME DRAFT CHOICES

**1960 (First selections)** — Harry Ball, T, Boston College; Charley Britt, QB, Georgia; Dave Canary, E, Cincinnati; Paul Candro, HB, Boston U.; Bill Carrico, G, N. Texas St.; Larry Cundiff, C, Mich. State; Bernard Darre, T, Tulane; Roger Davis, T, Syracuse; Lonnie Dennis, G, Brig. Young; John Dingers T-G, Detroit; Maurice Doke, G, Texas; Mike Dowdle, FB, Texas; Wayne Hawkins, T, COP; Gary Huber, C, Miami (Ohio); Dave Hudson, E, Florida; Claude King, HB, Houston; Don Klochak, FB, N. Carolina; Roger LeClerc, C, Trinity; Dean Look, QB, Mich. State; Bill Mathis, HB, Clemson; Ken McNeace, T-G, San Jose St.; James Monroe, QB, Arkansas; Ray Norton, HB, San Jose St.; Robert Rosbaugh, HB, Miami (Fla.); Mel Semenko, E, Colorado; Labron Shields, T, Tennessee; Jack Spikes, FB, TCU; Howard Turley, E, Louisville; Jim Walden, QB, Wyoming; Willie West, HB, Oregon; John Willener, G, Oregon; Bob Yates, T, Syracuse; Ken Young, E, Valparaiso; Bob Zimpler, T-G, Bowling Green.

**1960 (Second selections)** — Mel Branch, T-G, LSU; Ronnie Cain, E, Kentucky; Jack Campbell, E, Toledo; Tom Chapman, E, Detroit; LaVelle Coleman, HB, West Mich.; Jim Colvin, T-G, Houston; Teddy Foret, T-G, Auburn; Bobby Green, HB, Florida; Jack Hanlon, HB, Penn.; G. Hershberger, T-G, Wichita; Sam Horner, HB, VMI; Bob Hudson, E, Lamar Tech.; Vic Jones, HB, Indiana; Billy Luplow, T-G, Arkansas; George Phelps, HB, Cornell C. Ia.; Tom Roberts, T-G, Georgia Tech; Sam Stenger, C, Denver; Olin Treadway, QB, Iowa; John Wilkins, T-G, So. California; Emmet Wilson, T-G, Georgia Tech.

**1961** — 1. Bob Gaiters, HB, N. Mex. St. 2. Jerry Hill, HB, Wyoming. 3. Chas. Strange, C, LSU. 4. Roland McDole, T, Nebraska. 4a. (NY). Sonny Davis, E, Baylor. 5. Charles Cowan, E, NM Hlds. U. 6. Dale Evans, HB, Kansas State. 7. Pat Patchen, E, Florida. 9. Phil Nugent, QB, Tulane. 10. Chas. Sturgeon, HB, Kentucky. 11. John Simko, E, Augustana. 12. Jerry Miller, E, H. Payne. 13. Ron Greene, G, Wash. St. 14. Bill Cooper, FB, Muskingum. 15. Willie Crafts, G, Texas A&L. 16. Jim Larkin, T, Hillsdale. 17. Chuck Weiss, FB, Colorado. 18. Chick Graining, H-B, Georgia Tech. 19. John Hobbs, G, Maryland St. 20. Buck McLeod, T, Baylor. 21. Jim Morgan, HB, Iowa St. Tech. 22. Tom Hackler, E, Tenn. Tech. 23. Tom Jewell, T, Idaho St. 24. E. A. Simms, E, N. Mex. St. 25. Pete Samms, T, Central Okla. 26. Sam Smith, HB, Florence St. 27. Donald Olson, HB, Nebraska. 28. Wayne Lee, G, Colo. St. 29. Archie Cobb, T, Nebraska. 30. Dave Mills, HB, NE Mo. St. Tech.

**1962** — 1. Merlin Olsen, T, Utah St. 2. Jerry Hillbrand, E, Colorado. 3. Charles Holmes, FB, Maryland St. 4. John Furman, QB, Texas Western. 7. John McGeev, HB, Auburn. 8. Elbert Harris, HB, S.E. Louisiana. 9. Larry Jepson, C, Furman. 10. Gale Weidner, QB, Colorado. 11. Mike Kline, G, Oregon St. 13. Bob Cegelski, C, Montana St. 14. Sonny Gibbs, QB, TCU. 15. Bill Loudon, G, Benedict Coll. 16. Gary Ballman, HB, Mich. St. 17. Jerry Tarr, E, Oregon. 18. Pete Schenk, E, Washington St. 20. Mike Martin, E, Washington St. 21. Jim Perkins, T, Colorado. 22. Don Kasso, HB, Oregon St. 23. Ken Tureaud, HB, Michigan. 24. Neil Thomas, G, Hillsdale. 25. Dave Edwards, E, Auburn. 26. Jim Roberts, T, Mississippi. 27. A. VonSonn, C, UCLA. 28. Paul Holmes, T, Georgia. 29. Lynn Hoyem, C, Long Beach St. 30. Walter Mince, HB, Arizona. 31. Bill Williamson, T, Bakersfield J.C. 32. Vester Flanagan, T, Humboldt St. 33. Duane Allen, E, Mt. S.A. Coll. 34. Steve Stonebraker, E, Detroit.

**1963** — 1. Kermit Alexander, HB, UCLA. 2a. (NY). Ray Pooge, FB, Texas. 2b. Tom Nomina, T, Miami (O.). 3. Tommy Janik, HB, Texas A&L. 4. Lou Slaby, LB, Pittsburgh. 5. Ray Mansfield, C, Washington. 6. Anton Peters, T, Florida. 7a. (San Diego). M. Slaughter, QB, Louisiana Tech. 7b. Paul Flatley, E, Northwestern. 8a. (Buf.). H. Dixon, FB, Florida A&M. 8b. John Griffin, HB, Memphis St. 9. Marv Fleming, E, Utah. 10a. Lonnie Sanders, HB, Michigan St. 10b. (Hous.). Pat Richter, E, Wisconsin. 11. Billy Joe, FB, Villanova. 12. John Gamble, E, U. of Pacific. 13. James Maples, C, Baylor. 15. W. Freeman, E, North Texas. 16. David Crossan, G, Maryland. 17. Bob Parnore, HB, Florida A&M. 18. Charles Mitchell, HB, Washington. 19a. Frank Baker, FB, Toledo. 19b. (Dallas). Bruce Starling, HB, Florida. 20. Dan Grimm, G, Colorado. 21. Ross Nolan, E, NE Louisiana. 22. Dave Mathiesen, QB, Washington St. 23. Billy Moity, HB, Arkansas. 24. C. B. Simons, LB, Stanford. 25. Forest Farmer, LB, Purdue. 26. Monte Day, T, Fresno St. 27. John Sellers, T, Bakersfield J.C. 28. Bill Reddell, HB, Occidental. 29. Kern Carson, HB, San Diego St.

**1964** — 1. Bob Brown, T, Nebraska. 3. Marv Woodson, DB, Indiana. 3a. Matt Snorton, DE-E, Michigan St. 6. Don Shackleford, T, Pacific. 8a. Al Denson, FL, Florida A&M. 7. Ray Kubala, C-T, Texas A&M. 7a. Jerry Richardson, LB, W. Texas St. 8. Wally Hilgenberg, G, LB, Iowa. 9. John Mims, T, Rice. 12. Paul Krause, DB, Iowa. 13. Charley Parker, G, So. Mississippi. 14. Bob Hayes, HB, Florida A&M. 15. Chuck Logan, E, Northwestern. 16. Bob Cherry, E, Wittenburg. 17. J. McNaughton, E, Utah St. 18. George Mira, QB, Miami. 19. Odell Barry, FL, Findlay. 21. Dick Herzing, T, Drake. 22. Gary Lewis, HB, Arizona St. 23. Ken Brusvan, T, Oregon St. 24. Mickey Bitsko, LB, Dayton. 25. Jim Jones, E, Wisconsin. 26. Bob Berry, QB, Oregon.

**1965** — 2. Dick Butkus, LB, Illinois. 3. Glen Ressler, C, Penn St. 4. George Donnelly, DB, Illinois. 5a. Bob Breitenstein, T, Tulsa. 5b. Max Lettzwg, DT, Idaho. 6. Tom Wilhelm, T, Syracuse. 7. Jim Garcia, DE, Purdue. 8. John Holman, G, Wisconsin. 9. Gary Bussell, DB, Georgia Tech. 10. Gene Jeter, LB, AM&N. 11. Tom Vaughan, HB, Iowa St. 12. Tom Myers, QB, Northwestern. 13. Mike Strofalino, LB, Villanova. 14. John Frick, G, Ohio U. 15. Jeff Jordan, DB, Tulsa. 16. Brian Schweda, T, Kansas. 18. Larry Dupree, HB, Florida. 19. F. Oelschlaeger, HB, Kansas. 20. Terry Metchner, G, Albion.

**1966** — 1. Jerry Shay, T, Purdue. 2. Freeman White, E, Nebraska. 3. Bob Hadrick, E, Purdue. 4. Randy Johnson, QB, Texas A&L. 5. Billy Clay, DB, Mississippi. 6. James Fulgham, T, Minnesota. 7. Jerry Jones, G, Bowling Green. 7a. (Buf.). Scotty Glacken, QB, Duke. 8. Goldie Sellers, DB, Grambling. 9. Ron Sbranti, LB, Utah St. 10. Larry Cox, T, Abilene CC. 11. James Burns, G, Northwestern. 13. Eric Crabtree, DB, Pittsburgh. 14. Fred Forsberg, DT, Washington. 15. Mike Ringer, DB, Oklahoma. 16. Frank Rogers, K, Colorado. 17. Gary Eickman, DE, Illinois. 18. Tom Talaga, T, Notre Dame. 19. Tom Coughlin, DE, Miami. 20. Cliff Hysell, T, Montana St.

**1967** — 1. Floyd Little, HB, Syracuse (6). 2. Thomas Beer, TE, Houston (32). 3a. Mike Current, T, Ohio State (58). 3b. Geo. Goeddeke, C, Notre Dame (59). 4. C. Cunningham, DE, Houston (85). 5a. Fran Lynch, FB, Hofstra (110). 5b. John Huard, LB, Maine (113). 6. Neal Sweeney, E, Tulsa (139). 7. Frank Richter, G, Georgia (165). 8. Tom Cassese, E, C. W. Post (191). 9. James Summers, DB, Michigan St. (217). 10. Paul Krause, QB, Dubuque (243). 11. Lou Andrus, DE, Brigham Young (269). 13. Dennis Furjanic, DE, Houston (321). 14. Tom Francisco, HB, Virginia Tech (347). 15. Donald Smith, G, Florida A&M (373). 16. Jack Lentz, QB, Holy Cross (399). 17. W. Valley, Jr., T, Oregon St. (425).

**1968** — 2. Curley Culp, DE, Arizona St. (31). 3a. Garrett Ford, RB, West Virginia (58). 3b. (KC.). Robert Vaughan, T, Mississippi (75). 4b. (Miami). Gordon Lambert, LB, Tenn. Martin (91). 4c. (K.C.). Drake Garrett, DB, Michigan St. (102). 4d. (Cincy). Gus Holloman, DB, Houston (111). 8. Steve Holloway, DB, Weber St. (196). 9. Paul Smith, LB, New Mexico (222). 10. Bob Langford, T, Middle Tenn. (252). 12. Robert Hendrix, T, Mississippi (304). 13. Charles Greer, DB, Colorado (330). 14. Marlin Briscoe, RB, Nebraska-Omaha (357). 15. Jeff Kuhnman, LB, Vermont (386). 16. Adin Brown, LB, William & Mary (412). 17. Steve Grady, RB, So. California (438).

**1969** — 2. Shady Cavness, DB, Texas-El Paso (36). 3. Bill Thompson, DB, Maryland St. (61). 4a. Mike Schritker, LB, Colorado (From Boston thru K.C.) (84). 4b. (Buffalo). Edward Hayes, DB, Morgan St. (88). 5. Frank Quayle, RB, Virginia (113). 6a. (Buf.). Wandy Williams, RB, Hofstra (131). 6b. Mike Coleman, RB, Tampa (140). 7. Al Giffin, TE, Auburn (165). 9. Henry Jones, RB, Grambling (217). 10. Jim Smith, DB, Utah St. (244). 11. Alan Pastrana, QB, Maryland (270). 12. Wes Plummer, DB, Arizona St. (296). 13. John Sias, SE, Georgia Tech (321). 14. Gary Crane, LB, Arkansas St. (348). 15. Errol Kahoun, G, Miami (Ohio) (373). 16. Billy Woods, DB, No. Texas St. (400). 17. Buster O'Brien, QB, Richmond (425).

**1970** — 1. Bob Anderson, RB, Colorado (11). 2. Alden Roche, DE, Southern (37). 3. John Kohler, T, South Dakota (63). 4. Jerry Hendren, WR, Idaho (89). 5. Bill McKoy, LB, Purdue (115). 6. John Mosier, TE, Kansas (141). 7. Randy Montgomery, CB, Weber St. (167). 8. (KC). Lewis Porter, RB, Southern (208). 9. Dave Washington, LB, Alcorn A&M (219). 10. Maurice Fullerton, DT, Tuskegee Inst. (247). 11. Cleve Bryant, DB, Ohio Univ. (271). 12. Greg Jones, RB, Wisconsin-Whitewater (301). 13. Jim McKoy, CB, Parsons College (323). 14. Jeff Slipp, LB, Brigham Young (349). 15. Maher Barakat, K, So. Dakota Tech. (375). 16. Bob Stewart, QB, Northern Ariz. (401). 17. Frank Kalfous, K, Montana St. (427).

**1971** — 1. Marv Montgomery, T, So. California (12). 2. Dwight Harrison, WR, Texas A&I (35). 4a. (Boston). Lyle Alzado, DE, Yankton Col. (79). 4b. Cleo Johnson, CB, Alcorn A&M (87). 6. Harold Phillips, C, Michigan St. (139). 7. Doug Adams, CB, Ohio St. (185). 8. (Hous.). Tom Beard, LB, Michigan St. (187). 9. John Hadd, LB, Purdue (217). 10. Carls Harris, WR, Idaho St. (243). 11. Roger Roitsch, DT, Rice (269). 12. Floyd Franks, WR, Mississippi (295). 13. Craig Blackford, QB, Evansville (321). 14. Tommy Lyons, C, Georgia (350). 15. Lawrence James, RB, Norfolk St. (373). 16. Steve Thompson, DT, Minnesota (399). 17. Jack Simcsak, P-K, Virginia Tech (425).

**1972** — 1. Riley Odums, TE, Houston (5). 3. Bill Phillips, LB, Arkansas St. (58). 4. (Mini.). Tom Graham, LB, Oregon (102). 5. (Phila.). Jim Krieg, WR, Washington (118). 8. Ronnie Estay, LB, LSU (186). 9. Floyd Priestner, DB, Boston U. (214). 10. Richard Wilkins, DE, Maryland St. (239). 11. Larry Brunson, WR, Colorado (263). 12. Randy McDougall, DB, Weber St. (292). 13. Bob Warner, RB, Bloomsburg St. (317). 14. Jerome Kundich, G, UTEP (342). 15. Skip Parmenter, DT, Massachusetts (370). 16. Tom Bougus, RB, Boston College (395). 17. Lou Harris, RB, Southern California (420).

**1973** — 1. Otis Armstrong, RB, Purdue (9). 2. Barney Chavous, DE, S. Carolina St. (36). 3a. (N.O.). Paul Howard, G, Brigham Young (54). 3b. (San Fran.). John Wood, DT, LSU (70). 4. Tom Jackson, LB, Louisville (88). 5. Charles McTorry, DB, Tennessee St. (113). 7a. Mike Askea, T, Stanford (165). 7b. (Balt.). John Grant, DE, So. California (166). 9. Lyle Blackwood, DB, Texas Christian (217). 10. Al Marshall, WR, Boise State (244). 11. Elton Brown, DT, Utah State (269). 12. Jim O'Malley, LB, Notre Dame (296). 13a. (Buf.). Ed Smith, DE, Colorado Col. (319). 13b. Ed White, RB, Tulsa (321). 14. John Hufnagel, QB, Penn State (348). 15. Calvin Jones, DB, Washington (373). 16a. (Buf.). Oliver Ross, RB, Alabama A&M (398). 16b. Ken Mulheiser, C, Idaho (200). 17. Kenneth Morgan, TE, Elon College (425).

**1974** — 1. Randy Gradishar, LB, Ohio State (14). 2. Carl Wafer, DT, Tenn. State. (42). 3. (Cleve). Claudie Minor, T, San Diego St. (68). 4. Ozell Collier, CB, Colorado (92). 6. John Winesberry, WR, Stanford (145). 10. Charlie Johnson, CB, Southern (248). 11. Steve Buchanan, RB, Holy Cross (276). 12. Larry Cameron, LB, Alcorn A&M (301). 13. John Clerkley, DT, Fort Valley St. (326). 14. Rich Marks, DB, No. Illinois (345). 15. Piel Pennington, QB, Massachusetts (379). 16. Darrell Austin, T, So. Carolina (404). 17. Boyd Brown, TE, Alcorn A&M (432).

**1975** — 1. Louis Wright, CB, San Jose St. (17). 2. Charlie Smith, DE, N. Carolina Cen. (43). 3a. (N.Y.G.). Mike Frankowiak, QB-KS, Central Mich. (54). 3b. Drew Mahalic, LB, Notre Dame (69). 4a. (KC). Steve Taylor, DB, Georgia (84). 4b. Rick Upchurch, WR/Spec., Minnesota (95). 5a. (Atl.). Stan Rogers, T, Maryland (107). 5b. Rubin Carter, DT, Miami (Fla.) (121). 8. Steve Foley, S-QB, Tulane (199). 9. Russell Williams, DB, Arizona (225). 10. (KC). Hank Englehardt, C, Pacific (240). 10. Steve Haggerty, WR, Nev.-Las Vegas (251). 12. Harry Walters, LB, Maryland (303). 13. Eric Penick, RB, Notre Dame (329). 14. Jerry Arnold, G, Oklahoma (355). 15. Ken Shelton, TE, Virginia (381). 16. Bubba Bridges, DT, Colorado (401). 17. Lester Sherman, RB, Albany St. (433).

**1976** — 1. Tom Glassic, G, Virginia (15). 2. Kurt Knoff, S, Kansas (43). 4. Craig Penrose, QB, San Diego St. (107). 5. Lonnie Perrin, RB, Illinois (139). 6. James Betterson, RB, North Carolina (224). 9a. Jim Cziz, C, Michigan (252). 9b. (St. Louis). Jim Lisko, LB, Arkansas St. (260). 10. Art Gilliam, DE, Grambling (278). 11. Greg Pittman, LB, Iowa St. (306). 12. Randy Moore, DT, Arizona St. (334). 13. Donnie McGraw, CB, Houston (362). 14. Larry Evans, LB, Mississippi Col. (390). 15. Wilbur Summers, P, Louisville (418). 16. John Huddleston, LB, Utah (446). 17. Randy Cozens, LB, Pittsburgh (474).

**1977** — 1. Steve Schindler, G, Boston College (18). 2. Rob Lytle, RB, Michigan (45). 4. Bill Bryan, C, Duke (101). 7. Larry Swider, P, Pittsburgh (185). 8. Calvin Culliver, RB, Alabama (212). 9. Charles Jackson, NT, Washington (241). 10. Orna Middlebrook, WR, Arkansas St. (268). 11. Phil Heck, L, B. California (297). 12. Scott Levenhagen, TE, Western Illinois (324).

**1978** — 1. Don Latimer, DT, Miami (Fla.) (27). 2. Bill Gay, TE, USC (55). 8. Frank Smith, T, Alabama A&M (221). 10. Vince Kinney, WR, Maryland (277). 11. Lacy Brumley, T, Clemson (305).

**1979** — 1. Kelvin Clark, T, Nebraska (22). 3. Bruce Radford, DE, Grambling (77). 4. Charles Jefferson, DB, McNeese State (105). 5. Rick Leach, QB, Michigan (132). 6. Jeff McIntyre, LB, Arizona State (148). 7. Luke Prestridge, P, Baylor (188). 9. Charlie Taylor, WR, Rice (242). 11. Zachary Dixon, RB, Temple (297). 12. David Jacobs, K, Syracuse (325).

**1980** — 2. (Cleve.). Rulon Jones, DE, Utah State (42). 3. Larry Carter, DB, Kentucky (74). 4. Rick Parros, RB, Utah State (107). 5a. Mike Harden, S, Michigan (131). 5b. (S.D.). Laval Short, NT, Colorado (136). 6. Keith Bishop, G, Baylor (157). 7. John Havestok, G, Nebraska (184). 8. (Balt.). Don Coleman, WR, Oregon (197). 9. Greg Bracelin, LB, California (243). 10. Virgil Seay, Ret. Spec., Troy State (270). 11. Phil Farris, WR, North Carolina (297).

## ALL-TIME DRAFT CHOICES, CONT.

**1981** — 1, Dennis Smith, S, USC (15). 2, Clay Brown, TE, Brigham Young (42). 4, Mark Hermann, QB, Purdue (98). 5, Ken Lanier, T, Florida State (125). 6, Alvin Lewis, RB, Colorado State (151). 7, Steve Busick, LB, USC (181). 9, Rusty Olsen, DE, Washington (234). 11, Pat Walker, WR, Miami (Fla.) (290). 12a, (Det.), John Hankerd, LB, Notre Dame (317). 12b, Mandel Robinson, RB, Wyoming (321).

**1982** — 1, (Buf.), Gerald Willhite, RB, San Jose State (21). 2, Orlando McDaniel, WR, Louisiana State (50). 4, (Buf.), Dan Plater, WR, Brigham Young (106). 5, Sammy Winder, RB, Southern Mississippi (131). 7, Alvin Ruben, DE, Houston (189). 9, Keith Uecker, T, Auburn (243). 10, Ken Woodard, LB, Tuskegee Institute (274). 11, Stuart Yatsko, G, Oregon (300). 12, Brian Clark, G, Clemson (327).

**1983** — 1, Chris Hinton, G, Northwestern (4). 2, Mark Cooper, T, Miami (Fla.) (31). 3, Clinton Sampson, WR, San Diego State (60). 5a, Weedy Harris, LB, Houston (116). 5b, (N.O.), Bruce Baldwin, CB, Harding (125). 6, Victor Heflin, CB, Delaware State (143). 7, Myron Dupree, CB, North Carolina Central (172). 8, (Balt.), Gary Kubiak, QB, Texas A&M (197). 9, Brian Hawkins, CB, San Jose State (228). 10, Walt Bowyer, DE, Arizona State (254). 11, Don Bailey, C, Miami (Fla.) (283). 12, Karl Mecklenburg, NT/DE, Minnesota (310).

**1984** — 2, Andre Townsend, NT/DE, Mississippi (46). 3, Tony Lilly, S, Florida (78). 4, (S.D.), Randy Robbins, CB, Arizona (89). 6, Aaron Smith, LB, Utah State (159). 7, Clarence Kay, TE, Georgia (186). 8a, (G.B.), Winford Hood, G, Georgia (207). 8b, Scott Garnett, NT, Washington (218). 9, Chris Brewer, RB, Arizona (245). 10, Bobby Micho, TE, Texas (272). 11, Gene Lang, RB, Louisiana State (298). 12, Murray Jarman, WR, Clemson (326).

**1984 Supplemental Draft** — 1, Freddie Gilbert, DE, Georgia (19). 2, Richard Massey, WR, Kentucky (46). 3, Reggie Smith, T, Kansas (78).

**1985** — 1, Steve Sewell, RB, Oklahoma (26). 2a, (Hou.), Vance Johnson, WR, Arizona (31). 2b, Simon Fletcher, DE, Houston (54). 4, Keli McGregor, TE, Colorado State (110). 5, (Mia.), Billy Hinton, G, Florida (139). 7, Dallas Cameron, NT, Miami (Fla.) (194). 8, Eric Riley, CB, Florida State (222). 9, Daryl Smith, CB, North Alabama (249). 10a, (N.E.), Buddy Funch, QB, New Mexico (269). 10b, Ron Anderson, LB, Southern Methodist (278). 11, Gary Rolle, WR, Florida (306). 12, Dan Lynch, G, Washington State (334).

**1986** — 4, Jim Juriga, G, Illinois (104). 5, Tony Colorito, NT, USC (134). 6a, (G.B.), Orson Mobley, TE, Salem College (W.V.) (151). 6b, Mark Jackson, WR, Purdue (161). 7, Ray Phillips, LB, North Carolina State (188). 8, Bruce Klostermann, LB, South Dakota State (217). 9, Joe Thomas, WR, Mississippi Valley State (244). 10, Victor Hall, TE, Jackson State (271). 11, Thomas Dendy, RB, South Carolina (301).

**1987** — 1, Ricky Nattiel, WR, Florida (27). 3, Michael Brooks, LB, Louisiana State (86). 4, Marc Munford, LB, Nebraska (111). 6, Warren Marshall, RB, James Madison (167). 7, Wilbur Strozier, TE, Georgia (194). 8, Dan Morgan, G, Penn State (222). 9, Bruce Plummer, CB, Mississippi State (250). 10, Rafe Wilkinson, LB, Richmond (276). 11a, (Rams), Steve Roberts, DE, Washington (299). 11b, Tommy Neal, RB, Maryland (306). 12, Tyrone Braxton, CB, North Dakota State (334).

**1988** — 1, Ted Gregory, NT, Syracuse (26). 2, Gerald Perry, T, Southern (45). Kevin Guidry, CB, Louisiana State (79). 5, Corris Ervin, CB, Central Florida (136). 7a, (Rams), Pat Kelly, TE, Syracuse (174). 7b, Gary Frank, G, Mississippi State (192). 9, Mel Farr, Jr., RB, UCLA (248). 10, (Pitt.), Channing Williams, RB, Arizona (268). 11, Richard Calvin, RB, Washington State (304). 12, Johnny Carter, NT, Grambling (332).

**1989** — 1, (Cleve.), Steve Atwater, S, Arkansas (20). 2a, Doug Widell, G/T, Boston College (41). 2b, (Cleve.), Warren Powers, DE, Maryland (47). 3, Darrell Hamilton, T, North Carolina (69). 4, Richard McCullough, DE, Clemson (97). 5, (Cleve.), Darren Carrington, CB, Northern Arizona (1324). 6, Anthony Stafford, WR, Oklahoma (152). 7, Melvin Bratton, RB, Miami (Fla.) (180). 8, Paul Green, TE, USC (208). 9a, Monte Smith, G, North Dakota (236). 9b, (Cleve.), Wayne Williams, RB, Florida (241). 10, Anthony Butts, NT, Mississippi State (264). 11, Richard Shelton, CB, Liberty (292). 12, John Davis, WR, Howard (320).

**1989 Supplemental Draft** — 1, Bobby Humphrey, RB, Alabama.

**1990** — 2, Alton Montgomery, DB, Houston (52). 4, (Dal.), Jeroy Robinson, LB, Texas A&M (82). 5a, (At.), Jeff Davidson, G, Ohio State (111). 5b, Le-Lo Lang, DB, Washington (136). 6, Ronnie Haliburton, TE, Louisiana State (164). 7, Shannon Sharpe, WR, Savannah State (192). 8, Brad Leggett, C, USC (219). 9, Todd Ellis, QB, South Carolina (247). 10a, (Ind.), James Szymanski, DE, Michigan State (259). 10b, Anthony Thompson, LB, East Carolina (275).

**1991** — 1, Mike Croel, LB, Nebraska (4). 2, Reggie Johnson, TE, Florida State (30). 3, Keith Traylor, LB, Central State (Okla.) (61). 4, (Rams), Derek Russell, WR, Arkansas (89). 5, Greg Lewis, RB, Washington (115). 6, Nick Subis, T/C, San Diego State (142). 8, Kenny Walker, DE, Nebraska (200). 9, Don Gibson, NT, USC (227). 10, Curtis Mayfield, WR, Oklahoma State (253). 11, Shawn Moore, QB, Virginia (284).

**1992** — 1, Tommy Maddox, QB, UCLA (25). 2, Shane Dronett, DE, Texas (54). 4, Chuck Johnson, T/G, Texas (110). 5, Frank Robinson, CB, Boise State (137). 7a, (T.B.), Ron Geater, DE, Iowa (170). 7b, (N.Y.J.), Jim Johnson, T, Michigan State (181). 7c, Jon Boslick, WR, Nebraska (193). 8, (N.Y.J.), Dietrich Lockridge, T/G, Jackson State (208). 9, Muhammad Oliver, CB, Oregon (249). 10, Bob Meeks, C/T, Auburn (278). 11, Cedric Tillman, WR, Alcorn State (305). 12, John Granby, CB/S, Virginia Tech (334).

**1993** — 1, (Cleve.), Dan Williams, DE, Toledo (11). 2, Glyn Milburn, RB, Stanford (43). 3a, (L.A.R.), Rondell Jones, S, North Carolina (69). 3b, Jason Elam, P/K, Hawaii (70). 4, Jeff Robinson, DE, Idaho (98). 5, Kevin Williams, RB, UCLA (126). 6, Melvin Bonner, WR, Baylor (154). 7a, (N.E.), Clarence Williams, TE, Washington State (169). 7b, Tony Kimbrough, WR, Jackson State (182). 8, Brian Stablein, WR, Ohio State (210).

**1994** — 2, Allen Aldridge, LB, Houston (51). 4, Randy Fuller, CB, Tennessee State (123). 7a, Keith Burns, LB, Oklahoma State (210). 7b, (G.B.), Butler Byrd, RB, Ohio State (212). 7c, (N.Y.G.), Tom Nalen, C, Boston College (218).

**1995** — 4, (Minn.), Jamie Brown, T, Florida A&M (121). 4, (Dal.), Ken Brown, LB, Virginia Tech (124). 5, Phil Yeboah-Kodie, LB, Penn State (148). 6, Fritz Fequiere, OG, Iowa (182). 6, (Minn.), Terrell Davis, RB, Georgia (196). 7, Steve Russ, LB, Air Force (218). 7, (All.), Byron Chamberlain, WR, Wayne State (222).

**1996** — 1, John Mobley, LB, Kutztown (15). 2, Tony James, CB, LSU (44). 3, (Balt.), Detron Smith, FB, Texas A&M (65). 3, Mark Campbell, DT, Florida (78). 4, (Balt.), Jeff Lewis, QB, Northern Arizona (100). 4, (Car.), Darius Johnson, CB, Oklahoma (122). 5, (Car.), Patrick Jeffers, WR, Virginia (149). 6, Tony Veland, S, Nebraska (181). 7, (Balt.), Leslie Ratliffe, T, Tennessee (213). 7, Chris Banks, G, Kansas (226). 7, (Car.), L.T. Levine, RB, Kansas (235). 7, (Det.), Brian Gragert, P, Wyoming (236).

**1997** — 1, Trevor Pryce, DT, Clemson (28). 2, Dan Neil, G/C, Texas (67). 3, Cory Gillard, S, Ball State (124).

## EQUALIZATION, EXPANSION DRAFTS

**1962** — AFL Equalization Draft: Broncos obtain OG John Denvir from San Diego, OE Jerry Richardson from San Diego, QB Richie Lucas from Buffalo, DT Ike Lassiter from Dallas and HB Charles Bolden from Houston.

**1966** — Expansion Draft: Broncos lost LB Tom Erlandson, DE Ed Cooke, OG Tommy Nomina and DB John McGeever to Miami.

**1968** — Expansion Draft: Broncos lost RB Cookie Gilchrist, OG Pat Matson, LB Henry Sorrell, RB Mike Kellogg and DB Lonnie Wright to Cincinnati.

**1976** — Expansion Draft: Broncos lost OT Mike Current and DT Bubba Bridges to Tampa Bay and DB Steve Taylor to Seattle.

**1995** — Expansion Draft: Broncos lost WR Cedric Tillman to Jacksonville and FS Charles Swann to Carolina.

## PLAN B SIGNINGS (1989-92)

**1989** — **(Signed)** T Paul Blair (Chicago), DE Alphonso Carreker (Green Bay), T Bill Contz (New Orleans), TE Doug Cosbie (Dallas), LB Scott Curtis (Philadelphia), RB Kerry Goode (Tampa Bay), CB Wymon Henderson (Minnesota), LB Blake Peterson (Washington), RB Reggie Ware (Raiders), CB Dennis Woodberry (Washington), WR Michael Young (Rams).

**(Lost)** DE Walt Bowyer (Kansas City), WR Sam Graddy (Raiders), WR Jason Johnson (Pittsburgh).

**1990** — **(Signed)** LB Ty Allert (Philadelphia), RB Lorenzo Hampton (Miami), WR Jason Johnson (Pittsburgh), TE David Little (Philadelphia), DE Mark Miraz (Raiders), CB Elliott Smith (San Diego), LB Rod Stephens (Seattle), TE Chris Verhulst (Houston), DE Robb White (Giants).

**(Lost)** TE Pat Kelly (Jets), LB Bruce Klostermann (Raiders), C Mike Ruether (Atlanta), LB Randy Thornton (Giants).

**1991** — **(Signed)** CB Charles Dimry (Atlanta), G Crawford Ker (Dallas), FB Robert Perryman (Dallas).

**(Lost)** LB Marc Munford (Kansas City), RB Kerry Porter (Houston).

**1992** — **(Signed)** TE Robert Awalt (Dallas), G/T Elbert Crawford (New England), QB Steve Pelleur (Kansas City), T Frank Pollack (San Francisco).

**(Lost)** S Randy Robbins (New England).

## FREE AGENCY SIGNINGS/LOSSES (1993-97)

**1993** — **Signed:** RB Rod Bernstein (San Diego), RB Robert Delpino (Los Angeles Rams), G Brian Habib (Minnesota), T Don Maggs (Houston), LB Dave Wyman (Seattle). **Lost:** LB Michael Brooks (New York Giants), WR Mark Jackson (New York Giants).

**1994** — **Signed:** WR Jeff Campbell (Detroit), CB Ray Crockett (Detroit), LB Richard Harvey (Buffalo), Randy Hilliard (Cleveland), WR Anthony Miller (San Diego). **Lost:** WR Vance Johnson (San Diego).

**1995** — **Signed:** RB Aaron Craver (Miami), LB Britt Hager (Philadelphia), S Tim Hauck (Green Bay), DT James Jones (Cleveland), OL Bill Lewis (Arizona), DT Mike Lodish (Buffalo), WR Ed McCaffrey (San Francisco), T Reggie McElroy (Minnesota), QB Bill Musgrave (San Francisco), DT Michael Dean Perry (Cleveland), G Mark Schlereth (Washington), T Bill Schultz (Houston), CB Eric Thomas (N.Y. Jets), T Broderick Thompson (Philadelphia), CB Lionel Washington (L.A. Raiders). **Lost:** LB Richard Harvey (New Orleans), T Kirk Scraftford (San Francisco), Ted Washington (Buffalo), Dave Widell (Jacksonville).

**1996** — **Signed:** CB Tol Cook (New Orleans), DT Jumpy Geathers (Atlanta), RB Vaughn Hebron (Philadelphia), LB Bill Romanowski (Philadelphia), WR Mike Sherrard (N.Y. Giants), DE Aaron Wallace (Oakland), DE Alfred Williams (49ers). **Lost:** DT Shane Dronett (Atlanta).

**1997** — **Signed:** LB Arnold Ale (San Diego), WR Flipper Anderson (Washington), QB Bubby Brister, S Dedrick Dodge (San Francisco), CB Darrien Gordon (San Diego), WR Willie Green (Carolina), FB Howard Griffith (Carolina), RB Derek Loville (San Francisco), RB Anthony Lynn (San Francisco), LB Godfrey Myles (Dallas), DE Neil Smith (Kansas City), T Harry Swayne (San Diego), DT Keith Traylor (Kansas City). **Lost:** RB Aaron Craver (San Diego), S Tim Hauck (Seattle), S Rondell Jones (Baltimore), DE Jeff Robinson (St. Louis), OL Ralph Tamm (Kansas City).



## MAJOR TRADES

## 1997

Obtained 3rd-1997 (Dan Neil) from N.Y. Jets for 3rd-1997 (WR Dedric Ward), 6th-1997 (WR Chuck Clements), 7th-1997 (DT Jason Ferguson) and 6th-1998. Obtained T Tony Jones from Baltimore for 2nd-1997 (DB Kim Herring).

## 1996

Obtained WR Todd Kinchen from St. Louis for 5th-1997 (WR Taje Allen). Obtained 2nd-1996 (traded to Baltimore (Deron Jenkins) for three more picks: 3rd-1996 (Detron Smith), 4th-1996 (Jeff Lewis) and 7th-1996 (Leslie Ratliff)) and 7th-1996 (Brian Gragert) from Detroit in exchange for RB/KR Glyn Milburn. Obtained 4th-1996 (Darius Johnson), 5th-1996 (Patrick Jeffers) and 7th-1996 (L.T. Levine) from Carolina for 4th-1996 (Emmanuel McDaniel).

## 1995

Obtained 4th-1995 (Jamie Brown) and 6th-1995 (Terrell Davis) from Minnesota in exchange for 4th-1995 (Chad May).

## 1994

Obtained 7th-1994 (Tom Nalen) from N.Y. Giants in exchange for WR Arthur Marshall. Obtained WR Mike Pritchard and 7th-1995 (Byron Chamberlain) from Atlanta in exchange for 3rd-1994 (Alai Kalanilua) and 1st-1995 (Derrick Alexander). Obtained DT Ted Washington from San Francisco in exchange for 5th-1994. Obtained CB Ben Smith from Philadelphia in exchange for 3rd-1995 (Chris T. Jones) and 5th-1996 (Whit Marshall).

## 1993

Obtained T Gary Zimmerman from Minn. in exchange for 1st & 6th-1994, and 2nd-1995. Obtained 7th-1994 from Green Bay in exchange for G Doug Widell. Obtained undisclosed conditional draft choice from Minn. in exchange for WR Vance Johnson. Obtained 1st-1993 (Dan Williams) from Cleveland for 1st-1993 and 3rd-1993. Obtained 3rd-1993 (Rondell Jones) from L.A. Raiders for RB Gaston Green. Obtained 3rd-1993 (subsequently traded to Cleveland) and 7th-1993 (Clarence Williams) from Atlanta for S Alton Montgomery.

## 1992

Obtained RB Sammie Smith from Miami for RB Bobby Humphrey. Obtained 7th-1992 (Jim Johnson) and 8th-1992 (Dietrich Lockridge) from New York Jets in exchange for 6th-1992. Obtained 7th-1992 (Ron Geater) from T.B. in exchange for WR Ricky Nattiel.

## 1991

Obtained T Harvey Salem from Detroit in exchange for 3rd-1992. Obtained RB Gaston Green and 4th-1991 (Russell) from Los Angeles Rams for T Gerald Perry and 12th-1991.

## 1990

Obtained DE David Galloway from Phoenix for 8th-1991. Obtained T/C David Widell from Dallas for 7th-1991. Obtained 8th-1991 from Phoenix for TE David Little. Obtained 10th-1990 (Szymanski) from Los Angeles Raiders for 11th-1990. Obtained 5th-1990 (Davidson) from New England for 4th-1991.

## 1989

Obtained DE Ron Holmes from Tampa Bay for 4th-1990. Obtained DE Kevin Brooks and 4th-1990 from Dallas for 3rd-1990. Obtained K David Treadwell from Phoenix in exchange for 12th-1990. Obtained 1st-1989 (Steve Atwater), 2nd-1989 (Powers), and a 5th-1989 (Carrington) from Cleveland for 1st-1989 (Eric Metcalf).

## 1988

Obtained FB Calvin Thomas from Chicago in exchange for undisclosed conditional draft choice. Obtained NT Shawn Knight from New Orleans for NT Ted Gregory. Obtained undisclosed future draft choice from Wash. in exchange for RB/TE Bobby Micho. Obtained C Mike Ruether from Phoenix in exchange for LB Ricky Hunley. Obtained RB Tony Dorsett from Dallas in exchange for conditional 5th-1989. Obtained rights to S Kip Corrington from Detroit in exchange for conditional undisclosed future draft choice.

## 1987

Obtained 10th-1988 (C. Williams) from Pittsburgh for LB Ken Woodard. Obtained G Stefan Humphries from Chicago for P Bryan Wagner. Obtained C/G Larry Lee from Miami for 8th-1988.

## 1986

Obtained 11th-1987 and undisclosed future draft choice from Los Angeles Rams in exchange for LB Steve Busick. Obtained CB Mark Haynes from the New York Giants in exchange for 2nd-1986 and 6th-1986 (obtained from Tampa Bay), and 2nd-1987.

## 1985

Obtained TE Mike Barber from Los Angeles Rams in exchange for 12th 1986. Obtained 2nd-1985 (V. Johnson) from Houston in exchange for 2nd-1985 (obtained from Tampa Bay) and 5th-1985. Obtained 6th-1986 (Mobley) from Green Bay in exchange for QB Scott Brunner.

## 1984

Obtained 6th-1986 from Tampa Bay in exchange for DE Brison Manor. Obtained rights to LB Ricky Hunley from Cincinnati for 1st and 3rd-1986, and 5th-1987.

Obtained WR Butch Johnson from Houston in exchange for 3rd-1985. Obtained WR Dave Logan from Cleveland in exchange for 4th-1984. Obtained QB Scott Brunner from New York Giants in exchange for 4th 1984. Obtained 4th-1984 (Robbins) and conditional undisclosed future draft choice (2nd-1985) from Tampa Bay in exchange for QB Steve DeBerg. Obtained TE Eason Ramson from San Francisco in exchange for 5th-1984. Obtained LB Stan Blinks from New York Jets in exchange for 6th-1985.

## 1983

Obtained 5th-1985 (Hinson) from Miami in exchange for LB Larry Evans. Obtained 8th-1984 (Hood) from Green Bay in exchange for DE Greg Boyd. Obtained rights to QB John Elway from Baltimore for 1st-1983 (Chris Hinton), 1st-1984, and QB Mark Herrmann.

## 1982

Obtained 4th-1984 from New Orleans in exchange for T Kelvin Clark. Obtained S J. T. Thomas from Pittsburgh in exchange for 8th-1983. Obtained linebacker Robert L. Jackson from Cleveland for 6th-1982. Obtained 4th-1982 (Plater) from Buffalo Bills in exchange for switching positions in first round of 1982 draft.

## 1981

Obtained QB Steve DeBerg from San Francisco for 4th-1983. Obtained WR Wade Manning from Buffalo for 8th-1982. Obtained future undisclosed draft choice from New Orleans for LB Rob Nairne. Obtained RB Tony Reed from Kansas City for 3rd-1981 and 4th-1982.

## 1980

Obtained WR Emery Moorehead from New York Giants for 8th-1981. Obtained RB Don Hardeman from Baltimore for 1 2th-1980. Obtained CB Perry Smith from St. Louis for 8th-1980 and 10th-1981. Obtained RB Lawrence McCutcheon from Los Angeles for 3rd-1982. Obtained QB Matt Robinson from N.Y. Jets for 1st & 2nd-1980 and QB Craig Penrose.

## 1979

Obtained 8th-1980 (Coleman) from Baltimore for P Bucky Dilts. Obtained 2nd-1980 (Jones) and 5th-1980 (Short) and 3rd-1981 (traded to Kansas City) for DE Lyle Alzado.

## 1978

Obtained OT Tom Neville from New England for 10th-1979. Obtained DB Charlie West and 6th-1979 (McIntyre) for TE Bill Gay. Obtained future undisclosed draft choice from Detroit for center Mike Montler.

## 1977

Obtained RB Jim Jensen from Dallas for 6th-1979. Obtained OT Andy Maurer from San Francisco for 9th-1978. Obtained C Mike Montler from Buffalo for 2nd-1979. Obtained DB Bernard Jackson from Cincinnati for 3rd-1978 and 7th-1978. Obtained QB Craig Morton from the New York Giants for QB Steve Ramsey and 5th-1978.

## 1976

Obtained LB Godwin Turk from New York Jets for 5th-1977. Obtained OT Bill Bain from Green Bay for 3rd-1977. Obtained 9th-1976 (Likso) from St. Louis for DB Jeff Severson.

## 1975

Obtained DB Jeff Severson from Houston for 7th-1976. Obtained past considerations from Kansas City for TE Billy Masters. Obtained C Phil Olsen from Los Angeles for WR Otto Stowe and 3rd-1976 and 6th-1977.





## MAJOR TRADES, CONT.

Obtained DB Clarence Ellis from Atlanta for DB Charles Greer, WR Jerry Simmons and 6th-1976.  
Obtained DT Greg Marx and 5th-1975 (Rogers) from Atlanta for OG Larron Jackson.

### 1974

Obtained 4th-1975 (Taylor) from Kansas City for LB Tom Graham.  
Obtained 10th-1975 (Englehardt) from Kansas City for OT Tom Drougas.  
Obtained 3rd-1975 (Franckowiak) from New York Giants for RB Joe Dawkins.  
Obtained RB Jon Keyworth from Washington for 6th-1975 and 11th-1975.  
Obtained DB John Rowser from Pittsburgh for 6th-1974 and 9th-1974.

### 1973

Obtained LB Ray May from Baltimore for 3rd-1974 and 8th-1974.  
Obtained DB Dale Hackbart from St. Louis for 10th-1974.  
Obtained LB Bill Laskey from Baltimore for 7th-1974.  
Obtained WR Gene Washington from Minnesota for WR Rod Sherman and 5th-1974.

### 1972

Obtained 3rd-1974 (Minor) and 6th-1974 (traded to Pittsburgh) from Cleve. for QB Don Horn.  
Obtained WR Haven Moses from Buffalo for WR Dwight Harrison.  
Obtained 3rd-1973 (Howard) from Cleveland for DE Rich Jackson.  
Obtained C Bobby Maples from Pittsburgh for 6th-1973.  
Obtained OT Rick Sharp from Pittsburgh for 8th-1973.  
Obtained DE-OT Lloyd Voss from Pittsburgh for 5th-1973.  
Obtained QB Charley Johnson from Houston for 3rd-1973.  
Obtained RB Eddie Ray and 3rd-1973 (Wood) from San Diego for DT Dave Costa.  
Obtained 7th-1973 (Grant) from Baltimore for TE John Mosier.  
Obtained LB Al Andrews from Buffalo for LB Dave Washington.  
Obtained 5th-1973 (traded to Pittsburgh) from New Orleans for LB John Huard.

### 1971

Obtained RB Joe Dawkins from Houston for RB Dickie Post.  
Obtained OG Larron Jackson and 5th-1972 from Houston for DB Cleophus Johnson.  
Obtained LB Olen Underwood from Houston for OG Bob Young.  
Obtained 5th-1972 (Krieg) from Philadelphia for QB Pete Liske.  
Obtained RB Dickie Post from San Diego for 2nd-1972.  
Obtained QB Steve Ramsey from New Orleans for 4th-1972.  
Obtained OT Roger Shoals from Detroit for LB Carl Cunningham.  
Obtained QB John Stofa from Miami for 7th-1972.  
Obtained DB Butch Byrd from Buffalo for 5th-1972.  
Obtained DB Leroy Mitchell from Houston for DB John Charles.  
Obtained DB John Charles and 4th-1972 (Graham from Minnesota for WR Al Denson).  
Obtained QB Don Horn from Green Bay for DE Alden Roche and exchange of first round positions in 1972 draft.  
Obtained K Jim Turner from New York Jets for K Bobby Howfield.

### 1970

Obtained DB Cornell Gordon from New York Jets for DB Gus Hollomon.  
Obtained TE Jim Whalen from Boston for TE Tom Beer.  
Obtained DB Paul Martha from Pittsburgh for C Walter Highsmith and OT Wallace Dickey.  
Obtained RB Booker Edgerson from Buffalo for 5th-1972.  
Obtained FB Willis Crenshaw from St. Louis for 3rd-1971.  
Obtained TE Billy Masters from Buffalo for 5th-1971.  
Obtained 8th-1971 (Beard) from Houston for RB Tom Smiley.  
Obtained 4th-1971 (Alzado) from Boston for K Charlie Gogolak.

### 1969

Obtained RB Tom Smiley from Cincinnati for WR Eric Crabtree.  
Obtained OT Walt Barnes from Kansas City for 8th-1970.

### 1968

Obtained a future draft choice from the New York Jets for DB Nemiah Wilson, later cancelled when Wilson was cut by the Jets.  
Obtained 4th-1969 (Schnitker) from Kansas City for DT Curley Culp.  
Obtained 3rd-1968 (Vaughan) from Kansas City for DB Goldie Sellers.  
Obtained 4th-1968 from Kansas City for RB Wendell Hayes.  
Obtained 6th-1969 (Williams) from Buffalo for RB Charlie Mitchell.

### 1967

Obtained QB Steve Tensi for 1st-1968 and 1st-1969.  
Obtained OG Dick Tyson, LB Ray Schmutz, DE Rich Jackson from Oakland for WR Lionel Taylor and C Jerry Sturm.



Obtained RB Cookie Gilchrist, QB George Wilson, OG Ernie Park, and DE Earl Faison from Miami for DE Dan LaRose, LB Jerry Hopkins RB Abner Haynes, and 6th-1968.  
Obtained WR Bill Cronin from Miami for DT Ray Jacobs.  
Obtained DT Dave Costa from Buffalo for 4th-1968.  
Obtained DT Rex Mirich and draft choice from Oakland for DB Willie Brown and QB Mickey Slaughter.

### 1966

Obtained 3rd-1967 (Current) and 5th-1967 (Lynch) from Miami for RB Cookie Gilchrist.  
Obtained LB Archie Matsos from Oakland for RB Hewitt Dixon.

### 1965

Obtained RB Cookie Gilchrist from Buffalo for RB Billy Joe. Obtained RB Abner Haynes from Kansas City for LB Jim Fraser.

### 1964

Obtained DT Stan Fanning and draft choice from Oakland for RB Gene Mingo.  
Obtained QB Jacky Lee for two years use from Houston for 1st-1965 and DT Bud McFadin.  
Obtained LB Marv Matuszak and DB Billy Atkins from Buffalo for C Walt Cudzik.

Obtained DT-K Dick Guesman, DE Ed Cooke, DT Charlie Janerette, OG Sid Fournet and LB Jim Price from New York Jets for DB Bob Zeman, LB Wahoo McDaniel, WR Gene Prebola and DT Gordy Holz.

### 1962

Obtained RB Bo Dickinson from Dallas for QB Carl Larpenter.  
Obtained HB Bob Scarpitto, DB Bob Zeman and OE Luther Hayes from San Diego for cash.

### 1960

Obtained DB Goose Gonsoulin from Dallas for FB Jack Spikes.



## RETIRED NUMBERS

The Denver Broncos have retired two jersey numbers in their 36-year history, quarterback Frank Tripucka and running back Floyd Little.

Tripucka, who wore number 18, was Denver's first quarterback and called signals for the Broncos from 1960-63. He played in the American Football League all-star game in 1962 and passed for 7,676 yards in his Denver career.

Little, who wore number 44 for the Broncos as well as during his legendary college career at Syracuse, played in Denver from 1967-75 and is the team's all-time leader in rushing (6,323 yards) and total touchdowns (54). Little was All-AFL in 1969 and played in two AFL all-star games (1968, 1969) and three Pro Bowls (1971, 1972, 1973).

# BRONCOS TRANSACTIONS (JUNE 1996 — JUNE 1997)

## TRANSACTIONS BY DATE:

June 27	Signed DE Ray Jacobs	Aug. 27	Acquired WR Todd Kinchen from St. Louis for a fifth-round draft choice
July 10	Signed DT Vince Stewart		Signed RB Joe Abdullah to the practice squad
July 16	Signed QB Josh LaRocca		Signed WR Darrick Branch to the practice squad
	Signed TE Dwayne Carswell		Signed OL Reggie Green to the practice squad
	Signed G Chris Banks		Signed S Tony Veland to the practice squad
July 17	Signed DT Mark Campbell		Signed RB Vaughn Hebron
	Signed T Leslie Ratliffe	Aug. 28	Signed TE Michael Tittle to the practice squad
	Signed S Tony Veland		Signed RB Gary Downs
	Signed C Tom Nalen		Waived WR Darrick Branch from the practice squad
July 18	Waived DE Ray Jacobs	Sep. 2	Signed WR Larry Wallace to the practice squad
	Signed CB Darius Johnson		Released G Chris Banks from IR
	Signed WR Patrick Jeffers	Sep. 6	Signed RB Vaughn Hebron to new three-year contract
	Signed LB Keith Burns	Sep. 18	Signed OL Bucky Greeley to the practice squad
	Signed OL Keith Kartz	Oct. 2	Waived TE Michael Tittle from the practice squad
	Signed DE Jumpy Geathers		Signed OL John Jones to practice squad to replace OL Bucky Greeley who was signed by Carolina
	Signed DE Ken Talanoa	Oct. 31	Signed CB Jamal Ellis to the practice squad
	Signed DL Lance Teichelman		Waived RB Joe Abdullah from the practice squad
	Signed LB Arnold Ale	Nov. 13	Signed RB Joe Abdullah to the practice squad
	Waived DT James Jones		Waived RB Joe Abdullah from the practice squad
	Waived CB Kevin Scott	Nov. 27	Signed RB Joe Abdullah to the practice squad
July 19	Signed WR Rod Smith		Waived CB Jamal Ellis from the practice squad
	Signed QB Jeff Lewis	Dec. 3	Signed OL Marcus Price to the practice squad
	Signed RB L.T. Levine		Waived RB Joe Abdullah from the practice squad
	Signed P Brian Gragert	Dec. 17	Signed TE Michael Tittle to the practice squad
	Placed OL Jason Childs on the Reserve/PUP list		Waived WR Larry Wallace from the practice squad
	Placed RB L.T. Levine on the Reserve/PUP list	Dec. 24	Signed WR Larry Wallace to the practice squad
July 20	Signed OL Harry Galbreath		Waived TE Michael Tittle from the practice squad
	Signed FB Detron Smith	Dec. 26	Signed QB T.J. Rubley
July 22	Signed CB Tony James		Placed QB Bill Musgrave on IR
	Waived OL Harry Galbreath	Dec. 30	Signed RB Joe Abdullah to the practice squad
July 23	Signed LB John Mobley		Waived OL Marcus Price from the practice squad
	Signed WR Curtis Shearer	Jan. 8	Signed LB Ken Brown
	Waived CB Erik McMillan		Signed LB Bernard Carter
	Waived QB Josh LaRocca		Signed CB Vance Joseph
July 24	Signed WR Larry Wallace		Signed DT Ken Talanoa
	Waived DE Aaron Wallace		Signed DB Robert Turner
July 26	Signed DE Ricky Sutton		Signed WR Larry Wallace
	Waived FB Del Graven	Jan. 14	Signed OL Keith Alex
July 31	Signed RB Terrell Davis to a five-year contract		Signed OL Tom Nutten
Aug. 6	Signed G Eric Floyd	Jan. 21	Signed WR Darrick Branch
	Waived WR Curtis Shearer		Signed QB Josh LaRocca
Aug. 13	Placed LB Steve Russ on Reserve/Military list	Jan. 23	Signed OL Scott Adams
		Jan. 27	Signed RB Jamal Willis
Aug. 15	Waived RB Blaise Bryant		Signed OL John Jones
	Waived TE Bryce Burnett		Signed S Tony Veland
	Waived LB Shane Jasper	Jan. 29	Signed G Chris Banks
	Waived LB Pete Shuffelt	Feb. 13	Signed RB Joe Abdullah
	Waived DL Vince Stewart	Feb. 14	Acquired T Tony Jones from Baltimore in exchange for a 1997 second-round pick
Aug. 18	Waived TE Jeff Wilner		Signed DT Maa Tanuvasa
	Waived WR Sanjay Beach		Waived OL Scott Adams
	Waived RB Derrick Clark		Waived LB Britt Hager
	Waived CB Toi Cook		Waived WR Mike Sherrard
	Waived CB Jamal Ellis		Waived G Mark Schlereth
	Waived DT Larry Jackson		Waived T Broderick Thompson
	Waived OL Alai Kalaniuluvalu		Waived CB Lionel Washington
	Waived RB Mike Pringle		
	Waived T Leslie Ratliffe		
	Waived QB T.J. Rubley		
	Waived DE Ricky Sutton		
	Waived DL Lance Teichelman		
Aug. 20	Waived WR Larry Wallace		
	Signed WR Jeff Campbell		
	Waived LB Arnold Ale		
	Waived LB Ken Brown		
	Waived WR David Gamble		
	Waived P Brian Gragert		
	Waived C Keith Kartz		
	Waived DL Ken Talanoa		
	Waived RB L.T. Levine		
Aug. 25	Waived S Ronnie Bradford		
	Waived WR Jeff Campbell		
	Waived TE Jerry Evans		
	Waived G Eric Floyd		
	Waived WR Tony Hargain		
	Waived OL Bill Schultz		
	Waived S Tony Veland		
	Placed G Chris Banks on IR		

Feb. 18	Signed FB Howard Griffith	9/2/96	Release from practice squad
	Signed TE Luther Morris	1/21/97	Signed
	Waived OL Jason Childs	<b>BRISTER, Bubby — QB</b>	
Feb. 20	Signed RB Jeremy Burkett	4/7/97	Signed
Feb. 25	Signed S Dedrick Dodge	<b>BROWN, Ken — LB</b>	
	Waived WR Todd Kinchen	8/20/96	Waived
Mar. 4	Signed RB Anthony Lynn	1/8/97	Signed
Mar. 6	Signed P Tom Rouen	<b>BRYANT, Blaise — RB</b>	
Mar. 10	Signed DT Keith Traylor	8/15/96	Waived
Mar. 18	Signed LB Justin Drago	<b>BURKETT, Jeremy — RB</b>	
Mar. 20	Signed DL Lorenzo Green	2/20/97	Signed
Mar. 21	Signed WR Willie Green	<b>BURNETT, Bryce — TE</b>	
	Signed T Scott Adams	8/15/96	Waived
	Signed DL Kurt Barber	<b>BURNS, Keith — LB</b>	
Mar. 26	Signed DT Matt Parker	7/17/96	Signed
Apr. 7	Signed QB Bubby Brister	<b>CAMPBELL, Jeff — WR</b>	
	Signed WR David Gamble	8/20/96	Signed
	Signed RB Keith Williams	8/25/96	Waived
Apr. 10	Signed DL Jon Baker	<b>CAMPBELL, Mark — DT</b>	
Apr. 11	Signed G Mark Schlereth	7/16/96	Signed
Apr. 15	Signed LB Allen Aldridge	<b>CARSWELL, Dwayne — TE</b>	
	Signed DE Neil Smith	7/16/96	Signed
Apr. 17	Signed T Harry Swayne	<b>CARTER, Bernard — LB</b>	
	Signed QB John Roberts	1/8/97	Signed
Apr. 21	Signed LB Arnold Ale	<b>CHILDS, Jason — OL</b>	
Apr. 28	Signed QB Tom Beck	7/19/96	Placed on Reserve/PUP
	Signed P Nathan Morreale	2/18/97	Waived
	Signed DT David Richie	<b>CLARK, Derrick — RB</b>	
	Signed CB Dalton Simmons	8/18/96	Waived
Apr. 29	Signed T Matt Lepsis	<b>COOK, Toi — DB</b>	
Apr. 30	Signed CB Darrien Gordon	8/18/96	Waived
	Signed LB Godfrey Myles	<b>DAVIS, Terrell — RB</b>	
May 2	Signed C K.C. Jones	7/31/96	Signed five-year contract
	Signed RB Derek Loville	<b>DODGE, Dedrick — S</b>	
	Signed WR Chad Mackey	2/25/97	Signed
May 6	Waived DT Matt Parker	<b>DOWNS, Gary — RB</b>	
	Waived DT Jon Baker	8/28/96	Waived
	Waived LB Justin Drago	<b>DRAGOO, Justin — LB</b>	
	Waived DL Lorenzo Green	3/18/97	Signed
	Waived QB Josh LaRocca	5/6/97	Waived
	Waived QB John Roberts	<b>ELLIS, Jamal — CB</b>	
May 21	Waived RB Keith Williams	8/18/96	Waived
May 28	Signed WR Sir Mawn Wilson	11/13/96	Signed to practice squad
June 2	Waived WR Anthony Miller	11/27/96	Waived from practice squad
June 5	Signed WR Flipper Anderson	<b>EVANS, Jerry — TE</b>	

## TRANSACTIONS BY PLAYER:

<b>ABDULLAH, Joe — RB</b>	
8/27/96	Signed to practice squad
11/13/96	Waived from practice squad
11/27/96	Signed to practice squad
12/3/96	Waived from practice squad
12/30/96	Signed to practice squad
2/13/97	Signed
<b>ADAMS, Scott — OL</b>	
1/23/97	Signed
2/14/97	Waived
3/21/97	Signed
<b>ALDRIDGE, Allen — LB</b>	
4/15/97	Signed
<b>ALE, Arnold — LB</b>	
7/17/96	Signed
8/20/96	Waived
4/21/97	Signed
<b>ALEX, Keith — OL</b>	
1/14/97	Signed
<b>ANDERSON, Flipper — WR</b>	
6/5/97	Signed
<b>BAKER, Jon — DL</b>	
4/10/97	Signed
5/6/97	Waived
<b>BANKS, Chris — G</b>	
7/16/96	Signed
8/25/96	Placed on injured reserve
9/6/96	Released from inj. reserve
1/29/97	Signed
<b>BARBER, Kurt — DL</b>	
3/21/97	Signed
<b>BEACH, Sanjay — WR</b>	
8/18/96	Waived
<b>BECK, Tom — QB</b>	
4/28/97	Signed
<b>BRADFORD, Ronnie — CB</b>	
8/25/96	Waived
<b>BRANCH, Darrick — WR</b>	
8/27/96	Signed to practice squad



**JACKSON, Larry** — DE  
8/18/96 Waived

**JACOBS, Ray** — DE  
6/27/96 Signed  
7/17/96 Waived

**JAMES, Tory** — CB  
7/22/96 Signed

**JASPER, Shane** — LB  
8/15/96 Waived

**JEFFERS, Patrick** — WR  
7/17/96 Signed

**JOHNSON, Darrius** — CB  
7/17/96 Signed

**JONES, James** — DT  
7/17/96 Waived

**JONES, John** — OL  
10/31/96 Signed to practice squad  
1/27/97 Signed

**JONES, K.C.** — C  
5/2/97 Signed

**JONES, Tony** — T  
2/14/97 Acquired from Baltimore for a 1997 second-round pick

**JOSEPH, Vance** — DB  
1/8/97 Signed

**KALANIUVALU, Alai** — C  
8/18/96 Waived

**KARTZ, Keith** — OL  
7/17/96 Signed  
8/20/96 Waived

**KINCHEN, Todd** — WR  
8/27/96 Acquired from St. Louis for an undisclosed draft choice

2/25/97 Waived

**LAROCCA, Josh** — QB  
7/10/96 Signed  
7/23/96 Waived  
1/21/97 Signed  
5/6/97 Waived

**LEPSIS, Matt** — T  
4/29/97 Signed

**LEVINE, L.T.** — RB  
7/19/96 Signed  
7/19/96 Placed on Reserve/PUP  
8/20/96 Waived

**LEWIS, Jeff** — QB  
7/19/96 Signed

**LOVILLE, Derek** — RB  
5/2/97 Signed

**LYNN, Anthony** — RB  
3/4/97 Signed

**MACKEY, Chad** — WR  
5/2/97 Signed

**McMILLAN, Erik** — CB  
7/23/96 Waived

**MILLER, Anthony** — WR  
6/2/97 Waived

**MOBLEY, John** — LB  
7/23/96 Signed

**MORREALE, Nathan** — P  
4/28/97 Signed

**MORRIS, Luther** — TE  
2/18/97 Signed

**MUSGRAVE, Bill** — QB  
12/26/96 Placed on injured reserve

**MYLES, Godfrey** — LB  
4/30/97 Signed

**NALEN, Tom** — C  
7/17/96 Signed

**NUTTEN, Tom** — OL  
1/14/97 Signed

**PARKER, Matt** — DT  
3/26/97 Signed  
5/2/97 Waived

**PRICE, Marcus** — OL  
12/3/96 Signed to practice squad  
12/30/96 Waived from practice squad

**PRINGLE, Mike** — RB  
8/18/96 Waived

**RATLIFF, Leslie** — T  
7/16/96 Signed  
8/18/96 Waived

**RICHE, David** — DL  
4/28/97 Signed

**ROBERTS, John** — QB

4/17/97 Signed  
5/6/97 Waived

**ROUEN, Tom** — P  
3/6/97 Signed

**RUBLEY, T.J.** — QB  
8/18/96 Waived  
12/26/96 Signed

**RUSS, Steve** — LB  
8/13/96 Placed on Reserve/Military

**SCHLERETH, Mark** — G  
2/14/97 Waived  
4/11/97 Signed

**SCHULTZ, Bill** — T  
8/25/96 Waived

**SCOTT, Kevin** — CB  
7/17/96 Waived

**SHEARER, Curtis** — WR  
7/23/96 Signed  
8/6/96 Waived

**SHERRARD, Mike** — WR  
2/14/97 Waived

**SHUFELT, Pete** — LB  
8/15/96 Waived

**SIMMONS, Dalton** — CB  
4/28/97 Signed

**SMITH, Detron** — FB  
7/20/96 Signed

**SMITH, Neil** — DE  
4/14/97 Signed

**SMITH, Rod** — WR  
7/19/96 Signed

**STEWART, Vince** — DT  
8/27/96 Signed  
8/15/96 Waived

**SUTTON, Ricky** — DE  
7/26/96 Signed  
8/18/96 Waived

**SWAYNE, Harry** — T  
4/17/97 Signed

**TALANOA, Ken** — DE  
7/17/96 Signed  
8/20/96 Waived  
1/8/97 Signed

**TANUVASA, Maa** — DT  
2/14/97 Signed

**TEICHELMAN, Lance** — DL  
7/17/96 Signed  
8/18/96 Waived

**THOMPSON, Broderick** — T  
2/14/97 Waived

**TITLEY, Michael** — TE  
8/28/96 Signed to practice squad  
10/2/96 Waived from practice squad  
12/24/96 Signed to practice squad

**TRAYLOR, Keith** — DT  
3/10/97 Signed

**TURNER, Robert** — DB  
1/8/97 Signed

**VELAND, Tony** — S  
7/16/96 Signed  
8/25/96 Waived  
8/27/96 Signed to practice squad  
1/27/97 Signed

**WALLACE, Aaron** — DE  
7/24/96 Waived

**WALLACE, Larry** — WR  
7/24/96 Signed  
8/18/96 Waived  
9/2/96 Signed to practice squad  
12/17/96 Waived from practice squad  
12/24/96 Signed to practice squad  
1/7/97 Signed

**WASHINGTON, Lionel** — CB  
2/14/97 Waived

**WILLIAMS, Keith** — RB  
4/7/97 Signed  
5/21/97 Waived

**WILLIS, Jamal** — RB  
1/27/97 Signed

**WILNER, Jeff** — TE  
8/15/96 Waived

**WILSON, Sir Mawn** — WR  
5/28/97 Signed



## FORMER BRONCOS IN THE HALL OF FAME

Two players enshrined in the Pro Football Hall of Fame — cornerback **Willie Brown** and running back **Tony Dorsett** — spent a portion of their professional playing careers with the Denver Broncos. A brief review of their Hall of Fame careers is outlined below.



Willie Brown

Cornerback **Willie Brown**, inducted into the Hall of Fame in 1984, played for the Broncos from 1963-66, and was named All-American Football League in 1964. He intercepted nine passes that season, including a team-record four in one game (vs. New York, 11/15/64), and was named the outstanding back in the AFL All-Star game in January, 1965.

Brown, who played his college ball at Grambling, joined the Broncos as a free agent in Aug. 1963. After playing four seasons with the club, he went on to play 12 more seasons with the Oakland Raiders (1967-78). Brown was an all-league performer every year from 1968-73, while making three AFL All-Star game (1967-69) and four Pro Bowl (1970-73) appearances.



Tony Dorsett

Running Back **Tony Dorsett**, though best known for his brilliant 11-year tenure with the Dallas Cowboys, was a Denver Bronco during the 1988 and '89 seasons. He joined the Broncos in 1988 and went on the lead the club in rushing that season with 703 yards on 181 carries. He spent the 1989 season on injured reserve before his retirement, and was inducted into the Hall of fame in 1994.

Dorsett, who ranks third on the all-time NFL rushing list with 12,739 yards, captured rookie of the year honors in 1977 with the Cowboys and went on to earn four Pro Bowl selections (1978, 1981-83). He was a college star at the University of Pittsburgh where he won the Heisman Trophy in 1976 while leading the Panthers to the national title.



## BRONCOS ALL-TIME ROSTER

## Current Players in Bold

Bob Adams	TE	Pacific	1975
Kenneth M. Adamson	G	Notre Dame	1960-62
<b>Allen Adridge</b>	<b>LB</b>	<b>Houston</b>	<b>1994-96</b>
Steve Alexakos	G	San Jose State	1970
Elijah Alexander	LB	Kansas State	1993-95
Jeff Alexander	RB	Southern	1989, 1992
Ray Alexander	WR	Florida A&M	1984
Ted Alfien	RB	Springfield College	1969
Elihu (Buddy) Allen	HB	Utah State	1961
Donald R. Allen	FB	Texas	1960
Ty Allert	LB	Texas	1990
Henry Allison	T	San Diego State	1977
Vaughn S. (Buddy) Alliston	LB	Mississippi	1960
Lyle Alzado	DE	Yankton College	1971-78
David R. Ames	HB	Richmond	1961
Robert Anderson	HB	Colorado	1970-73
Mitch Andrews	TE	Louisiana State	1987
Lou Andrus	LB	Brigham Young	1967
Otis Armstrong	RB	Purdue	1973-80
LeFrancis Arnold	G/C	Oregon	1974
Mike Askea	T	Stanford	1973
Billy Atkins	DB	Auburn	1964
Frank Atkinson	DE	Stanford	1964
George Atkinson	S	Morris Brown	1979
<b>Steve Atwater</b>	<b>S</b>	<b>Arkansas</b>	<b>1989-96</b>
John Ayers	G	West Texas State	1987
Jay Bachman	C	Cincinnati	1968-71
Bill Bain	T	Southern California	1976, 1978
Jerry Baker	T	Tulane	1983
Mike Barber	TE	Louisiana Tech	1985
Ernie Barnes	G	North Carolina College	1963-64
Walter Barnes	DE	Nebraska	1969-71
Dean Barnett	TE	Nevada-Las Vegas	1983
Odell Barry	HB	Findlay	1964-65
James Barton	C	Marshall	1961-62
Rick Baska	LB	UCLA	1976-77
Norman Bass	DB	Pacific	1964
Scott Beavers	G	Georgia Tech	1990
Tom Beer	TE	Houston	1967-69
Dave Behrman	C	Michigan State	1967
Kevin Belcher	T	Wisconsin	1987
Henry Bell	HB	No college	1960
Ken Bell	RB-WR	Boston College	1986-89
Frank Bernardi	DB	Colorado	1960
Lee Bernet	T	Wisconsin	1965-66
Rod Bernstine	RB	Texas A&M	1993-95
Keith Bishop	C-G	Baylor	1980, 1982-89
Tony Boddie	RB	Montana State	1986-87
Melvin Bonner	WR	Baylor	1993-94
Gordon Bowdell	WR	Michigan State	1971
Walt Bowyer	DE	Arizona State	1983-84, 1987-88
Greg Boyd	DE	San Diego State	1980-82
Greg Bracelin	LB	California	1980
Ronnie Bradford	DB	Colorado	1993-95
Phil Brady	S	Brigham Young	1969
John Bramlett	LB	Memphis State	1965-66
Melvin Bratton	RB	Miami, Fla.	1989-90
<b>Tyrone Braxton</b>	<b>DB</b>	<b>No. Dakota State</b>	<b>1987-93, 1996</b>
Don Breaux	QB	McNeese State	1963
Bob Breitenstein	T	Tulsa	1965-67
Chris Brewer	RB	Arizona	1984
Marlin Briscoe	QB	Omaha	1968
John W. (Red) Brodnax	FB	Louisiana State	1960
Michael Brooks	LB	Louisiana State	1987-92
Boyd Brown	TE	Alcorn A&M	1974-76
Clay Brown	TE	Brigham Young	1983
Hardy Brown	LB	Tulsa	1960
<b>Jamie Brown</b>	<b>T</b>	<b>Florida A&amp;M</b>	<b>1995-96</b>
Ken Brown	LB	Virginia Tech	1995
Ken Brown	C	New Mexico	1979
Laron Brown	WR	Texas	1987
Willie Brown	DB	Grambling	1963-66
Sam Brunelli	G	Colorado St. Col.	1966-71
Larry Brunson	WR	Colorado	1980
Bill Bryan	C	Duke	1977-88

Steve Bryan	DE/LB	Oklahoma	1987-88
Tom Buckman	TE	Texas A&M	1969
Fred Bukaty	FB	Kansas	1961
Joe Burch	C	Texas Southern	1994
Bobby Burnett	RB	Arkansas	1969
<b>Keith Burns</b>	<b>LB</b>	<b>Oklahoma State</b>	<b>1994-96</b>
George Burrell	S	Pennsylvania	1969
Steve Busick	LB	Southern California	1981-85
Gerry Bussell	DB	Georgia Tech	1965
Bill Butler	LB	San Fernando Valley	1970
Butler By'not'e	CB	Ohio State	1994
George (Butch) Byrd	DB	Boston University	1971
<b>Glenn Cadrez</b>	<b>LB</b>	<b>Houston</b>	<b>1995-96</b>
Scott Caldwell	RB	Texas-Arlington	1987
Carter Campbell	DE	Weber State	1971
Jeff Campbell	WR	Colorado	1994
<b>Mark Campbell</b>	<b>DT</b>	<b>Florida</b>	<b>1996</b>
Larry Canada	FB	Wisconsin	1978-79, 1981
Albert R. Carmichael	HB	Southern California	1960-61
Paul Carmichael	HB	El Camino JC	1965
Don Carothers	E	Bradley	1960
Kenneth L. Carpenter	E	Oregon State	1960
Alphonso Carreker	DE	Florida State	1989, 1991
Darren Carrington	CB	Northern Arizona	1989
<b>Dwayne Carswell</b>	<b>TE</b>	<b>Liberty</b>	<b>1994-96</b>
Rubin Carter	DT	Miami, Fla.	1975-86
Tim Casey	LB	Oregon	1969
John E. Cash	E	Allen	1961-62
Tom Cassese	DB	C. W. Post	1967
Jeremiah Castille	CB	Alabama	1987-88
Grady Cavness	CB	Texas-El Paso	1969
<b>Byron Chamberlain</b>	<b>TE</b>	<b>Wayne State</b>	<b>1995-96</b>
Barney Chavous	DE	South Carolina State	1973-85
Max Choboian	QB	San Fernando State	1966
Tom Cichowski	T	Maryland	1968-69
Ralph Cindrich	LB	Pittsburgh	1974
Brian Clark	T	Clemson	1982
Derrick Clark	RB	Evangel College	1994
Kevin Clark	DB	San Jose State	1987-88, 1990-91
Kelvin Clark	T	Nebraska	1979-81
Mike Clendenen	K	Houston	1987
Roger Clyne	WR	Arizona State	1966
Don Coffey	E	Memphis State	1963
Steve Coleman	DE	Delaware State	1974
Tony Colorado	NT	Southern California	1986
Darren Comeaux	LB	Arizona State	1982-86
Ed Cooke	DE	Maryland	1964-65
Mark Cooper	G/T	Miami, Fla.	1983-87
Billy Corgan	CB	Illinois	1970
Kip Corrington	S	Texas A&M	1989-90
Dave Costa	DT	Utah	1967-71
Bill Cottrell	G	Delaware Valley	1972
Larry Cox	DT	Abilene Christian	1966-68
Eric Crabtree	FL	Pittsburgh	1966-68
Gary Crane	LB	Arkansas State	1969
Aaron Craver	RB	Fresno State	1995-96
Willis Crenshaw	FB	Kansas State	1970
Ken Criter	LB	Wisconsin	1969-74
<b>Ray Crockett</b>	<b>CB</b>	<b>Baylor</b>	<b>1994-96</b>
Mike Croel	LB	Nebraska	1991-94
Ed Cummings	LB	Stanford	1965
Carl Cunningham	LB	Houston	1967-70
Mike Current	T	Ohio State	1967-75
Scott Curtis	LB	New Hampshire	1989-90
Brad Daluiso	K	UCLA	1992
Eldon V. Danenhauer	T	Pittsburg (Kan.)	1960-65
William A. Danenhauer	E	Emporia College	1960
Jeff Davidson	G/T	Ohio State	1990-92
Dick Davis	RB	Nebraska	1970
Jack T. Davis	T	Arizona	1960
Marvin Davis	DT	Wichita State	1966
<b>Terrell Davis</b>	<b>RB</b>	<b>Georgia</b>	<b>1995-96</b>
Joe Dawkins	RB	Wisconsin	1971-73
Albert E. Day	T	Eastern Michigan	1960
Steve DeBerg	QB	San Jose State	1981-83
Robert Delpino	RB	Missouri	1993
Rick Dennison	LB	Colorado State	1982-90
Al Denson	FL	Florida A&M	1964-70
John Denvir	G	Colorado	1962
<b>David Diaz-Infante</b>	<b>G/C</b>	<b>San Jose State</b>	<b>1996</b>

## BRONCOS ALL-TIME ROSTER, CONT.

Wallace Dickey	T	Southwest Texas State	1968-69
Richard L. (Bo) Dickinson	FB	Southern Mississippi	1962-63
Doug (Bucky) Dilts	P	Georgia	1977-78
Charles Dimry	CB	Nevada-Las Vegas	1991-93
Hewitt Dixon	FB/TE	Florida A&M	1963-65
Zachary Dixon	RB	Temple	1979
Joe DiVito	QB	Boston College	1968
Kirk Dodge	LB	Nevada-Las Vegas	1987
Jack Dolbin	WR	Wake Forest	1975-79
Tom Domres	DT	Wisconsin	1971-72
Mitch Donahue	LB	Wyoming	1993-94
Tony Dorsett	RB	Pittsburgh	1988-89
Gary Downs	RB	North Carolina State	1995
Richard A. (Skip) Doyle	HB	Ohio State	1960
Shane Dronett	DE	Texas	1993-95
Tom Drougas	T	Oregon	1974
Darren Drodzov	DT	Maryland	1993-94
Joe Dudek	RB	Plymouth State	1987
Rick Duncan	K	Eastern Montana	1967
Myron Dupree	CB	North Carolina Central	1983
Pete Duranko	DE	Notre Dame	1967-70, 72-74
Booker Edgersen	CB	Western Illinois	1970
Ron Egloff	TE	Wisconsin	1977-83
<b>Jason Elam</b>	<b>K</b>	<b>Hawaii</b>	<b>1993-96</b>
Jim Elfrid	LB	Colorado State	1961
<b>John Elway</b>	<b>QB</b>	<b>Stanford</b>	<b>1983-96</b>
John Embree	WR	Compton JC	1969-70
George Hunter Enis	QB	Texas Christian	1962
John P. Epperson	E	Adams State	1960
Thomas D. Erlandson	LB	Washington State	1962-65
Mike Ernst	QB	Cal State Fullerton	1972
Terry Erwin	HB	Boston College	1968
Jay Dale Evans	HB	Kansas City	1961
Jerry Evans	TE	Toledo	1993-95
Larry Evans	LB	Mississippi College	1976-82
Blake Ezor	RB	Michigan State	1990
Stan Fanning	DE	Idaho	1964
Miller Farr	DB	Wichita State	1965
Sean Farrell	G	Penn State	1990-91
Steve Fitzhugh	DB	Miami (Ohio)	1987
Billy Ray Fletcher	E	Memphis State	1966
Simon Fletcher	LB/DE	Houston	1985-95
Eric Floyd	OL	Auburn	1995
Steve Foley	DB	Tulane	1976-86
Garrett Ford	FB	West Virginia	1968
Fred Forsberg	LB	Washington	1968, 70-73
Jason Franci	E	Santa Barbara	1966
Mike Frankowiak	RB	Central Michigan	1975-76
James G. Fraser	LB/P	Wisconsin	1962-64
Al Frazier	HB	Florida A&M	1961-63
Marv Frazier	WR	Cheyne State	1973-75
Mike Freeman	G	Arizona	1984, 1986-87
Russell Freeman	T	Georgia Tech	1992-94
Randy Fuller	CB	Tennessee State	1994
Dennis Furjanic	DE	Houston	1967
Will Furrer	QB	Virginia Tech	1994
George Gaiser	T	Southern Methodist	1968
Bob Gaiters	HB	New Mexico State	1963
David Galloway	DE	Florida	1990
Dave Garnett	LB	Stanford	1995
Scott Garnett	NT	Washington	1984
Drake Garrett	DB	Michigan State	1968-70
Charles E. Gavin	DE	Tennessee State	1960-63
Ron Geater	NT	Iowa	1992
<b>Jumpy Geathers</b>	<b>DT</b>	<b>Wichita State</b>	<b>1996</b>
Bob Geddes	LB	UCLA	1972
Jack Gehrke	WR	Utah	1971
Ralph Giacommaro	P	Penn State	1987
Freddie Gilbert	DE	Georgia	1986-88
Cookie Gilchrist	FB	No college	1965, 1967
Scotty Glacken	QB	Duke	1966-67
Glenn Glass	DB	Tennessee	1966
Tom Glassic	G	Virginia	1976-83
George Goeddeke	G	Notre Dame	1967-72
Austin (Goose) Gonsoulin	DB	Baylor	1960-66

John Gonzaga	G	No college	1966
Brian Goodman	G	UCLA	1975
Harvey Goodman	G	Colorado	1976
Cornell Gordon	CB	North Carolina A&T	1970-72
Sam Graddy	WR	Tennessee	1987-88
Randy Gradishar	LB	Ohio State	1974-83
Tom Graham	LB	Oregon	1972-74
John Granby	S	Virginia Tech	1992
John Grant	DT/DE	Southern California	1973-79
Marsharne Graves	T	Arizona	1984
Gaston Green	RB	UCLA	1991-92
Paul Green	TE	Southern California	1989
Charles Greer	DB	Colorado	1968-74
James D. Greer	E	Elizabeth City State	1960
John Griffin	HB	Memphis State	1964-66
Bill Groman	HB/E	Heidelberg	1963
Dick Guesman	T-K	West Virginia	1964
Kevin Guldry	CB	Louisiana State	1988
Donald Gulseth	LB	North Dakota	1966
Melwood N. (Buzz) Guy	G	Duke	1961-62

<b>Brian Habib</b>	<b>G</b>	<b>Washington</b>	<b>1993-96</b>
Dale Hackbert	S	Wisconsin	1973
Joey Hackett	TE	Elon College	1986
Mike Haffner	E	UCLA	1968-70
Britt Hager	LB	Texas	1995-96
Steve Haggerty	DB	Colorado	1975
Chris Hale	DB	USC	1993
Ronnie Halliburton	LB	Louisiana State	1990-91
Darryl Hall	S	Washington	1993-94
Darrell Hamilton	T	North Carolina	1989-91
Wayne Hammond	DT	Montana State	1976
Billy Hardee	DB	Virginia Tech	1976
Mike Harden	CB/S	Michigan	1980-88
Archie Harris	OL	William and Mary	1987
Tony Harris	WR	Toledo	1972
Dwight Harrison	WR	Texas A&I	1971-72
Maurice Harvey	DB	Ball State	1978, 1980
Richard Harvey	LB	Tulane	1994
<b>Harald Hasselbach</b>	<b>DE</b>	<b>Washington</b>	<b>1994-96</b>
Johnny Ray Hatley	T	Sul Ross State	1960
Tim Hauck	S	Montana	1995-96
Arthur A. Hauser	T	Xavier	1961
Wendell Hayes	HB	Humboldt State	1965-67
Abner Haynes	HB	North Texas State	1965-66
Mark Haynes	CB	Colorado	1986-89
Alfred Haywood	RB	Bethune-Cookman	1975
<b>Vaughn Hebron</b>	<b>RB</b>	<b>Virginia Tech</b>	<b>1996</b>
Wymon Henderson	CB	Nevada-Las Vegas	1989-92
Jerry Hendren	WR	Idaho	1970
Brad Henke	DE/NT	Arizona	1989
Gary Henson	E	Colorado	1964
Lonnie Hepburn	CB	Texas Southern	1974
George W. Herring	QB/P	Southern Mississippi	1960-61
Mark Herrmann	QB	Purdue	1981-82
Bo Hickey	FB	Maryland	1967
Clifford Hicks	CB	Oregon	1995
Walter Highsmith	C	Florida A&M	1968-69
Jack Hill	HB	Utah State	1961
<b>Randy Hilliard</b>	<b>CB</b>	<b>Northwestern (La.) State</b>	<b>1994-96</b>
George Hoey	DB	Michigan	1975
John Hoffman	DE	Hawaii	1972
John Hohman	G	Wisconsin	1965-66
Gus Holloman	DB	Houston	1968-69
Shawn Hollingsworth	T	Angelo St.	1983
Ron Holmes	DE	Washington	1989-92
Gordon Holz	DT	Minnesota	1960-63
Winford Hood	G/T	Georgia	1984-88
Jerry Hopkins	LB	Texas A&M	1963-66
Mike Horan	P	Long Beach State	1986-92
Don Horn	QB	San Diego State	1971-72
Paul Howard	G	Brigham Young	1973-75, 1977-86
Bobby Howfield	K	No college	1968-70
John Huard	LB	Maine	1967-69
Robert Hudson	LB	Clemson	1960-61
John Hufnagel	QB	Penn State	1974-75
Bobby Humphrey	RB	Alabama	1989-91
Bob Humphreys	K	Wichita State	1967-68
Stefan Humphries	G	Michigan	1987-88
Ricky Hunley	LB	Arizona	1984-87
Daniel Hunter	CB	Henderson State	1985-86
Glenn Hyde	G-T	Pittsburgh	1976-81, 1984-85

## BRONCOS ALL-TIME ROSTER, CONT.

Martin Imhof	DE	San Diego State	1976
Jerry Inman	DT	Oregon	1966-71, 73
Bernard Jackson	DB	Washington State	1977-80
Laron Jackson	G	Missouri	1971-74
Larry Jackson	DE	Texas A&M	1995
Mark Jackson	WR	Purdue	1986-92
Richard Jackson	DE	Southern	1967-72
Roger Jackson	DB	Bethune-Cookman	1982-85, 1987
Tom Jackson	LB	Louisville	1973-86
Frank Jackunas	C	Detroit	1963
Ray Jacobs	LB	North Carolina	1994-95
Ray Jacobs	DT	Howard Payne	1963-66
<b>Tory James</b>	<b>CB</b>	<b>Louisiana State</b>	<b>1996</b>
Charlie Janerette	DT	Penn State	1964-65
Tom Janik	DB/P	Texas A&I	1963-64
Pete Jaquess	DB	Eastern New Mexico	1967-70
<b>Patrick Jeffers</b>	<b>WR</b>	<b>Virginia</b>	<b>1996</b>
Jim Jensen	RB	Iowa	1977, 1979-80
William Jessup	E	Southern California	1960
Eugene Jeter	LB	Arkansas AM&N	1965-67
William (Billy) Joe	FB	Villanova	1963-64
Barry Johnson	WR	Maryland	1991
Butch Johnson	WR	Cal-Riverside	1984-85
Charley Johnson	QB	New Mexico State	1972-75
Chuck Johnson	T	Texas	1992-93
<b>Darius Johnson</b>	<b>CB</b>	<b>Oklahoma</b>	<b>1996</b>
Earl Johnson	DB	South Carolina	1987
Jason Johnson	WR	Illinois State	1988
Reggie Johnson	TE	Florida State	1991-93
Vance Johnson	WR	Arizona	1985-93, 1995
Tim Joiner	LB	Louisiana State	1987
Calvin Jones	CB	Washington	1973-76
Dante Jones	LB	Oklahoma	1995
David Jones	OL	Texas	1987
Darryl Jones	DB	Georgia	1987
<b>Ernest Jones</b>	<b>DE</b>	<b>Oregon</b>	<b>1996</b>
Henry Jones	RB	Grambling	1969
James Jones	DT	Northern Iowa	1995
Jimmy Jones	WR	Wisconsin	1968
Leonard Jones	DB	Texas State	1987
Rondell Jones	S	North Carolina	1993-96
Rulon Jones	DE	Utah State	1980-88
Victor Jones	RB	Louisiana State	1992
Larry Jordan	E/LB	Youngstown	1962-64
Donald G. Joyce	E	Tulane	1962
Jim Juriga	T/G	Illinois	1988-90
John Kacherski	LB	Ohio State	1992
Larry Kaminski	C	Purdue	1966-73
Bob Kampa	DT	California	1974
Ken Karcher	QB	Tulane	1987-88
Rich Karlis	K	Cincinnati	1982-88
Keith Kartz	C-T	California	1987-94
Clarence Kay	TE	Georgia	1984-92
Bill Keating	DT	Michigan	1966-67
Mike Kellogg	FB	Santa Clara	1966-67
Pat Kelly	TE	Syracuse	1988-89
Crawford Ker	G	Florida	1991
Jon Keyworth	RB	Colorado	1974-80
Jim Kiick	RB	Wyoming	1976-77
Tony Kimbrough	WR	Jackson State	1993-94
Todd Kinchen	WR	Louisiana State	1996
Donald W. King	E	Kentucky	1960
Vince Kinney	WR	Maryland	1978-79
Bruce Klostermann	LB	South Dakota State	1987-89
Jeff Knappe	QB	Northern Colorado	1980
Shawn Knight	NT	Brigham Young	1988
Mike Knox	LB	Nebraska	1987
Robert E. Konovsky	E	Wisconsin	1961
Greg Krager	NT	Utah State	1985-93
Jim Krieg	WR	Washington	1972
Gary Kroner	K	Wisconsin	1965-67
Ray Kubala	C	Texas A&M	1964-67
Gary Kubiak	QB	Texas A&M	1983-91
Frank W. Kuchta	C	Notre Dame	1960
Aaron Kyle	DB	Wyoming	1980-82

Ron Lamb	FB	South Carolina	1968
Gordon Lambert	LB	Tennessee-Martin	1968-69
Patsy C. Lambert, Jr.	LB	Richmond	1961
Gene Lang	RB	Louisiana State	1984-87
Le-Lo Lang	CB	Washington	1990-93
Ken Lanier	T	Florida State	1981-92, 94
Dan LaRose	DE	Missouri	1966
Carl James Larperter	G	Texas	1960-61
Bill Larson	TE	Colorado State	1980
Bill Laskey	LB	Michigan	1973-74
Isaac T. Lassiter	E	St. Augustine	1962-64
Kit Lathrop	DE	Arizona State	1979
Don Latimer	DT	Miami, Fla.	1978-83
Jim Leclair	QB	C. W. Post	1967-68
Roger LeClerc	C	Trinity (Conn.)	1967
Jacky Lee	QB	Cincinnati	1964-65
Larry Lee	C/G	UCLA	1967
Max Leetzow	DE	Idaho	1965-66
Mike Lemon	LB	Kansas	1975
Jack Lentz	S	Holy Cross	1967-68
Darrell Lester	FB	McNeese State	1965-66
Greg Lewis	RB	Washington	1991-92
Herman Lewis	DE	Virginia Union	1968
<b>Jeff Lewis</b>	<b>QB</b>	<b>Northern Arizona</b>	<b>1996</b>
Tony Lilly	S	Florida	1984-87
Hub Lindsey	HB	Wyoming	1968
Pete Liske	QB	Penn State	1969-70
Floyd Little	HB	Syracuse	1967-75
Bill Lobenstein	DL	Wisconsin-Whitewater	1987
Kerry Locklin	TE	New Mexico State	1987
Mike Lodish	DT	UCLA	1995-96
Dave Logan	WR	Colorado	1984
Tim Lucas	LB	California	1987-93
Tommy Luke	LB	Mississippi	1968
Fran Lynch	HB	Hofstra	1967-76
Anthony Lynn	RB	Texas Tech	1993
Tom Lyons	G	Georgia	1971-76
Rob Lytle	TE/RB	Michigan	1977-83
Dan MacDonald	LB	Idaho State	1987
Tommy Maddox	QB	UCLA	1992-93
Don Maggs	G/T	Tulane	1993-94
Ernest G. (Pete) Mangum	LB	Mississippi	1960
Wade Manning	WR	Ohio State	1981-82
Brisen Manor	DE	Arkansas	1977-84
Bobby Maples	C	Baylor	1972-78
Arthur Marshall	WR	Georgia	1992-93
Charles E. Marshall	HB	Oregon State	1962
Warren Marshall	RB	James Madison	1987
Paul Martha	S	Pittsburgh	1970
Rick Massie	WR	Kentucky	1987-88
Billy Masters	TE	Louisiana State	1970-74
Pat Matson	G	Oregon	1966-67
Archie Matsos	LB	Michigan State	1966
Jack Mattox	T	Fresno State	1961-62
Mary Matuszak	LB	Tulsa	1964
Andy Maurer	T	Oregon	1977
Dean May	QB	Louisville	1987
Ray May	LB	Southern California	1973-75
<b>Ed McCaffrey</b>	<b>WR</b>	<b>Stanford</b>	<b>1995-96</b>
Brendan McCarthy	FB	Boston College	1968-69
John McCormick	QB	Massachusetts	1963, 65-66, 68
Jake McCullough	DE	Clemson	1989-90
Robert V. McCullough	G	Colorado	1962-65
Lawrence McCutcheon	RB	Colorado State	1980
Ed (Wahoo) McDaniel	LB	Oklahoma	1961-63
Orlando McDaniel	WR	Louisiana State	1982
<b>Reggie McElroy</b>	<b>G/T</b>	<b>West Texas State</b>	<b>1995-96</b>
Lewis B. (Bud) McFadin	DT	Texas	1960-63
John McGeever	DB	Auburn	1962-65
Keli McGregor	TE	Colorado State	1985
Monte McGuire	QB	Texas Tech	1987
Bill McKoy	LB	Purdue	1970-72
Ron McLean	DL	Cal State Fullerton	1987
James R. McMillin	DB	Colorado State	1960-62, 1964-65
Robert McNamara	HB	Minnesota	1960-61
Karl Mecklenburg	LB/DE	Minnesota	1983-94
Bob Meeks	C	Auburn	1992-94
Jon Melander	G	Minnesota	1993-94
Mark Merrill	LB	Minnesota	1981-82
Bobby Micho	RB/TE	Texas	1986-87



## BRONCOS ALL-TIME ROSTER, CONT.

Glyn Milburn	RB	Stanford	1993-95
Hugh Millen	QB	Washington	1994-95
Anthony Miller	WR	Tennessee	1994-96
Jeff Mills	LB	Nebraska	1990-93
Eugene Mingo	HB/K	No college	1960-64
Claudia Minor	T	San Diego State	1974-82
Tommy Earl Minter	HB	Baylor	1962
Dean Miraldi	T	Utah	1985
Rex Mirich	DE	Northern Arizona	1967-69
Alvin Mitchell	S/WR	Morgan State	1970
Charlie Mitchell	HB	Washington	1963-67
Leroy Mitchell	CB	Texas Southern	1971-73
<b>John Mobley</b>	<b>LB</b>	<b>Kutztown</b>	<b>1996</b>
Orson Mobley	TE	Salem College (W.V.)	1986-90
Alton Montgomery	S/CB	Houston	1990-92
Marv Montgomery	T	Southern California	1971-76
Randy Montgomery	CB	Weber State	1971-73
Mike Montler	C	Colorado	1977
Alex Moore	HB	Norfolk State	1968
Bob Moore	TE	Stanford	1978
Leroy Moore	DE	Fort Valley (Ga.)	1964-65
Randy Moore	DT	Arizona State	1976
Shawn Moore	QB	Virginia	1991-93
Emery Moorehead	WR/RB	Colorado	1980
Craig Morton	QB	California	1977-82
Haven Moses	WR	San Diego State	1972-81
John Mosier	TE	Kansas	1971
Bobby Moten	TE	Bishop College	1968
Marc Munford	LB	Nebraska	1987-90
Mark Murray	LB	Florida	1991
<b>Bill Musgrave</b>	<b>QB</b>	<b>Oregon</b>	<b>1995-96</b>
Wilbur Myers	S	Delta State	1983
Jesse Myles	RB	Louisiana State	1983-84
Chip Myrtle	LB	Maryland	1967-72
Rob Nairne	LB	Oregon State	1977-80
<b>Tom Nalen</b>	<b>C</b>	<b>Boston College</b>	<b>1994-96</b>
Ricky Nattiel	WR	Florida	1987-92
Ron Nery	E	Wisconsin	1963
Tom Neville	T	Mississippi State	1978
Lee (Mike) Nichols	C	Arkansas A&M	1960-61
John Nocera	LB	Iowa	1963
Tom Nomina	T	Miami (Ohio)	1963-65
Ben Norman	RB	Colorado State	1980
Chris Norman	P	South Carolina	1984-86
Philip H. Nugent	HB	Tulane	1961
Tom Oberg	S	Portland State	1968-69
Riley Odoms	TE	Houston	1972-83
Muhammad Oliver	DB	Oregon	1992
Phil Olsen	C	Utah State	1975-76
Harold Olson	T	Clemson	1963-64
John Olszewski	FB	California	1962
Jim O'Malley	LB	Notre Dame	1973-75
Willie Oshodin	DE	Villanova	1993-95
Chris Pane	DB	Chico State	1976-79
Don Parish	LB	Stanford	1972
Ernie Park	G	McMurray College	1967
Charlie Parker	G	Southern Mississippi	1965
Daren Parker	P	South Carolina	1992
Scott Parish	OT	Utah State	1976
Rick Parros	RB	Utah State	1981-84
Al Pastrana	QB	Maryland	1969-70
Russell Payne	TE	Appalachian State	1987
Jack Peavey	OL	Troy State	1987
Craig Penrose	QB	San Diego State	1976-79
James W. Perkins	T	Colorado	1962-64
Lonnie Perrin	RB	Illinois	1976-78
Gerald Perry	G/T	Southern University	1988-90
<b>Michael Dean Perry</b>	<b>DT</b>	<b>Clemson</b>	<b>1995-96</b>
Robert Perryman	FB	Michigan	1991-92
Anton Peters	T	Florida	1963
Lyle Pickens	DB	Colorado	1987
John Pitts	S	Arizona State	1973-75
Dave Pivec	TE	Notre Dame	1969
Bruce Plummer	DB	Mississippi State	1987-88, 1990

Bobby Ply	DB	Baylor	1967
Randy Polt	DB	Stanford	1975-77
David Poole	DB	Carson-Newman	1993
Nathan Poole	RB	Louisville	1982-83, 1985, 1987
Kerry Porter	RB	Washington State	1990
Dickie Post	RB	Houston	1971
Warren Powers	DE	Maryland	1989-91
Eugene Prebala	E	Boston University	1961-63
Steve Preece	S	Oregon State	1972
Dave Preston	HB	Bowling Green	1978-83
Luke Prestridge	P	Baylor	1979-83
James Price	LB	Auburn	1964
Errol Prisby	DB	Cincinnati	1967
Mike Pritchard	WR	Colorado	1994-95
John J. Pyeatt	HB	No college	1960
Frank Quayle	RB	Virginia	1969
Bruce Radford	DE	Grambling	1979
Steve Ramsey	QB	North Texas State	1971-76
Leo T. Reed	T	Colorado State	1961
Tony Reed	RB	Colorado	1981
Dan Remsberg	T	Abilene Christian	1986-87
Randy Rich	DB	New Mexico	1977
Bob Richardson	DB	UCLA	1966
Frank Richter	LB	Georgia	1967-69
Larry Riley	DB	Salem College (W.V.)	1977
<b>Reggie Rivers</b>	<b>RB</b>	<b>Southwest Texas State</b>	<b>1991-96</b>
Joe Rizzo	LB	Merchant Marines	1974-80
Randy Robbins	DB	Arizona	1984-91
Frank Robinson	CB	Boise State	1992-93
Jeff Robinson	DE	Idaho	1993-96
Jeroy Robinson	LB	Texas A&M	1990
Matt Robinson	QB	Georgia	1980
Alden Roche	DE	Southern University	1970
Ruben Rodriguez	P	Arizona	1992
William E. Roehnell	LB	Bradley	1961-62
Stan Rogers	T	Maryland	1975
David S. Rolle	FB	Oklahoma	1960-61
<b>Bill Romanowski</b>	<b>LB</b>	<b>Boston College</b>	<b>1996</b>
Albert Romine	HB	Florence State	1960
Barry Rose	WR	Wisconsin-Stevens Point	1993
Oliver Ross	RB	Alabama A&M	1973-75
Tobin Rote	QB	Rice	1966
<b>Tom Rouen</b>	<b>P</b>	<b>Colorado</b>	<b>1993-96</b>
Justin D. Rowland	HB	Texas Christian	1962
John Rowser	DB	Michigan	1974-76
Martin Rudolph	DB	Arizona	1987
Mike Ruether	C	Texas	1988-89
Darryl Russell	DB	Appalachian State	1987
Derek Russell	WR	Arkansas	1991-94
Leonard Russell	RB	Arizona State	1994
Jim Ryan	LB	William and Mary	1979-88
Tom Rychlec	E	American International	1963
George Saimes	S	Michigan State	1970-72
Harvey Salem	T	California	1991
Clint Sampson	WR	San Diego State	1983-86
Glenell Sanders	LB	Louisiana Tech	1994
John Sawyer	TE	Southern Mississippi	1983-84
Ron Sbranti	LB	Utah State	1966
Robert Scarpitto	WR/P	Notre Dame	1962-67
Carl Schaukowitz	G	Penn State	1975
Steve Schindler	G	Boston College	1977-78
<b>Mark Schlereth</b>	<b>G</b>	<b>Idaho</b>	<b>1995-96</b>
Mike Schnitker	G	Colorado	1969-74
Bill Schultz	T	Southern California	1995
John Schultz	WR	Maryland	1976-78
Lew Scott	DB	Oregon State	1966
Kirk Scraftford	T	Montana	1993-94
James H. Sears	H B	Southern California	1960-61
Goldie Sellers	DB	Grambling	1966-67
Jeff Severson	DB	Long Beach State	1975
Steve Sewell	RB/WR	Oklahoma	1985-92
Don Shackelford	G	Pacific	1964
Rick Sharp	T	Washington	1972
<b>Shannon Sharpe</b>	<b>WR</b>	<b>Savannah State</b>	<b>1990-96</b>
George H. Shaw	QB	Oregon	1962
Richard Shelton	CB	Liberty	1989
Rod Sherman	WR	Southern California	1972
Mike Sherrard	WR	UCLA	1996

## BRONCOS ALL-TIME ROSTER, CONT.

Roger T. Shoals	T	Maryland	1971
Laval Short	DT	Colorado	1980
Jerry Simmons	WR	Bethune-Cookman	1971-74
Leon Simmons	LB	Grambling	1963
Mike Simone	LB	Stanford	1972-74
Jack M. Simpson	LB	Mississippi	1961
John Sklopan	HB	Southern Mississippi	1963
Milton (Mickey) Slaughter	QB	Louisiana Tech	1963-66
Tom Smiley	RB	Lamar Tech	1969
Aaron Smith	LB	Utah State	1984
Art Smith	LB	Hawaii	1980
Ben Smith	CB	Georgia	1994
Daniel Eugene Smith	HB	Northeast Oklahoma	1961
Dennis Smith	S	Southern California	1981-94
<b>Detron Smith</b>	<b>FB</b>	<b>Texas A&amp;M</b>	<b>1996</b>
Don Smith	G	Florida A&M	1967
Ed Smith	DE	Colorado College	1973-75
Elliott Smith	CB	Alcorn A&M	1990
Harold Smith	T	UCLA	1960
Hugh B. Smith	E	Kansas	1962
James Smith	S	Utah State	1969
Matt Smith	LB	West Virginia	1987
Monte Smith	G	North Dakota	1989
Paul Smith	DT/DE	New Mexico	1968-78
Perry Smith	DB	Colorado State	1980-81
<b>Rod Smith</b>	<b>WR</b>	<b>Missouri Southern</b>	<b>1995-96</b>
Sammie Smith	RB	Florida State	1992
Willie Smith	G	Michigan	1960
Matt Snorton	TE	Michigan State	1964
Brian Sochia	NT/DE	N.W. Oklahoma State	1991-92
Roland Solomon	CB	Utah	1981
Henry Sorrell	LB	Chattanooga	1967
Rich Stachowski	DE/NT	California	1983
Jerry N. Stalcup	LB	Wisconsin	1961-62
Tim Stallworth	WR	Washington State	1990
Scott Stankavage	QB	North Carolina	1984, 1986
Bruce Starling	HB	Florida	1963
Larry Steele	P	Santa Rosa	1974
Fred Steinfort	K	Boston College	1979-81
James E. Stinnette	FB/LB	Oregon State	1961-62
Jesse Stokes	DB	Corpus Christi	1968
Don E. Stone	FB	Arkansas	1961-64
Otto Stowe	WR	Iowa State	1974
Robert J. Stransky	HB	Colorado	1960
David Strickland	T/G	Memphis State	1960
Deon Strother	RB	Southern California	1994
Dave Studdard	T	Texas	1979-88
Jerry G. Sturm	C/T/G	Illinois	1961-66
Nick Subis	G/C	San Diego State	1991
John Sullins	LB	Alabama	1992
Don Summers	TE	Boise State	1984-85
Jim Summers	DB	Michigan State	1967
Charles Swann	WR/DB	Indiana State	1994
Shane Swanson	WR	Nebraska	1987
Neal Sweeney	FL	Tulsa	1967
Bob Swenson	LB	California	1975-79, 1981-83
Gene Sykes	DB	Louisiana State	1967
Jim Szymanski	DE	Michigan State	1990-91
Ralph Tamm	G/C	West Chester	1995-96
<b>Maa Tanuvasa</b>	<b>DT</b>	<b>Hawaii</b>	<b>1995-96</b>
George Tarasovic	DE	Louisiana State	1967
Alphonso Taylor	DT	Temple	1993
Kirk Taylor	WR	Washington State	1993
Jerry L. Tarr	E	Oregon	1962
Lionel T. Taylor	E	New Mexico Highlands	1960-66
Steve Tensi	QB	Florida State	1967-70
Jim Thibert	LB	Toledo	1965
Calvin Thomas	RB	Illinois	1988
Earlie Thomas	DB	Colorado State	1975
Eric Thomas	CB	Tulane	1995
J. T. Thomas	S	Florida State	1982
Zach Thomas	WR/PR	South Carolina State	1983-84
Anthony Thompson	LB	East Carolina	1990
Arland Thompson	G	Baylor	1980
Billy Thompson	DB	Maryland State	1969-81
Broderick Thompson	T	Kansas	1995-96
Jim Thompson	DT	Southern Illinois	1965

Robert Thompson	WR	Youngstown State	1987
Cedric Tilman	WR	Alcorn State	1992-94
Dave Tobey	LB	Oregon	1968
Andre Townsend	DE/NT	Mississippi	1984-90
Keith Traylor	LB	Central State (Oklahoma)	1991-92
Jerry Traynham	HB	Southern California	1961
David Treadwell	K	Clemson	1989-92
Steve Trimble	DB	Maryland	1981-83
Frank Tripucka	QB	Notre Dame	1960-63
Jeff Tupper	DL	Oklahoma	1987
Godwin Turk	LB	Southern	1976-78
Clem Turner	RB	Cincinnati	1970-72
Jim Turner	K	Utah State	1971-79
Maurice Tyler	S	Morgan State	1973-74
Richard Tyson	G	Tulsa	1967
Keith Uecker	T	Auburn	1982-83
Rick Upchurch	WR	Minnesota	1975-83
Olen Underwood	LB	Texas	1971
Bill Van Heusen	WR/P	Maryland	1968-76
Bob Vaughan	G	Mississippi	1968
Chris Verhulst	TE	Chico State	1990
Lloyd Voss	T	Nebraska	1972
Bob Wade	CB	Morgan State	1970
Clarence Walker	HB	Southern Illinois	1963
Kenny Walker	DE	Nebraska	1991-92
Brett Wallerstedt	LB	Arizona State	1994
Dave Washington	LB	Alcorn A&M	1971
Dave Washington	E	Southern California	1968
Gene Washington	WR	Michigan State	1973
<b>Lionel Washington</b>	<b>CB</b>	<b>Tulane</b>	<b>1995-96</b>
Ted Washington	NT	Louisville	1994
Steve Watson	WR	Temple	1979-87
Norris Weese	QB	Mississippi	1976-79
Theodore A. Wegert	FB	No college	1961
Jack Weil	P	Wyoming	1986
Bill West	CB	Tennessee State	1972
Charlie West	DB	UTEP	1978-79
Willie West	DB	Oregon	1964
Max Wettstein	E	Florida State	1966
Jim Whalen	TE	Boston College	1970-71
Andre White	DE	Florida A&M	1967
Jim White	TE	Colorado State	1976
Dave Widell	C/G	Boston College	1990-94
Doug Widell	G	Boston College	1989-92
Gerald Willhite	RB	San Jose State	1982-88
<b>Alfred Williams</b>	<b>DE</b>	<b>Colorado</b>	<b>1996</b>
<b>Dan Williams</b>	<b>DE</b>	<b>Toledo</b>	<b>1993-96</b>
Harold Williams	HB	Miami (Ohio)	1961
Wandy Williams	RB	Hofstra	1969-70
Jeff Wilner	TE	Wesleyan (Conn.)	1995
Nemiah Wilson	DB	Grambling	1965-67
Troy Wilson	DE	Pittsburg State	1995
Steve Wilson	CB	Howard	1982-88
Sammy Winder	RB	Southern Mississippi	1982-90
Bryant Winn	LB	Houston	1987
Malcolm Richard Wood	QB	Auburn	1962
Ken Woodard	LB	Tuskegee Institute	1982-86
Ray Woodard	DE	Texas	1987
Chris Woods	WR	Auburn	1989
Jack Work	DB	Denver	1960
James Earl Wright	HB	Memphis State	1964
Jim Wright	TE	Texas Christian	1980-85
Lonnie Wright	DB	Colorado State	1966-67
Louis Wright	CB	San Jose State	1975-86
Dave Wyman	LB	Stanford	1993-95
William G. Yelverton	E	Mississippi	1960
Joseph A. Young	E	Arizona	1960-61
Michael Young	WR	UCLA	1989-92
Robert Young	G	Howard Payne	1966-70
Bob Zeman	DB	Wisconsin	1962-63
<b>Gary Zimmerman</b>	<b>T</b>	<b>Oregon</b>	<b>1993-96</b>

## BRONCOS ALL-TIME ROSTER, CONT.

## NUMBER OF PLAYERS PER SCHOOL

- 25 — Colorado  
 16 — Southern California, Wisconsin  
 16 — Oregon  
 15 — Louisiana State  
 14 — Colorado State, Maryland, Texas  
 13 — UCLA  
 12 — Arizona, Washington  
 11 — Boston College, Georgia, Houston, Stanford, Utah State  
 10 — Nebraska  
 9 — Baylor, California, Michigan, Michigan State, San Diego State, Texas A&M, Tulane  
 8 — Auburn, Florida A&M, Mississippi, Notre Dame  
 7 — Arizona State, Florida, Florida State, Ohio State, Oklahoma  
 6 — Clemson, Grambling, Kansas, Memphis, Minnesota, Oregon State, Penn State, San Jose State, Southern Mississippi  
 5 — Arkansas, Brigham Young, Cincinnati, Idaho, Illinois, Miami (Fla.), Pittsburgh, Purdue, Southern, Tulsa, Washington State, Wyoming  
 4 — Alcorn State, Hawaii, Louisville, Nevada-Las Vegas, North Carolina, South Carolina, Toledo, Utah, Virginia, Virginia Tech, Wichita State  
 3 — Alabama, Bethune-Cookman, Duke, Georgia Tech, Iowa, Louisiana Tech, Mississippi State, Missouri, Morgan State, New Mexico, Northern Arizona, Pacific, Temple, Tennessee, Texas Christian, Texas Southern, West Virginia  
 2 — Abilene Christian, Appalachian State, Boise State, Boston Univ., Bradley, Cal State Fullerton, Chico State, C.W. Post, Fresno State, Hofstra, Howard Payne, Kansas State, Kentucky, Liberty, Long Beach State, McNeese State, Miami (Ohio), Montana, Montana State, New Mexico State, North Carolina State, North Dakota, North Texas State, Pittsburg State, Richmond, Salem College, South Carolina State, Southern Illinois, Southwest Texas State, Syracuse, Tennessee State, Texas A&I, Texas-El Paso, Texas Tech, Villanova, Weber State, West Texas State, William & Mary, Youngstown State  
 1 — Adams State, Alabama A&M, Allen, American International, Angelo State, Arkansas A&M, Arkansas AM&N, Arkansas State, Ball State, Bishop College, Bowling Green, Carson-Newman, Central Michigan, Central State (Okla.), Chattanooga, Cheyney State, Colorado College, Compton JC, Corpus Christi, Delaware State, Delta State, Denver, Detroit, East Carolina, Eastern Michigan, Eastern Montana, East New Mexico, El Camino JC, Elizabeth City State, Elon, Emporia, Evangel, Findlay, Florence State, Fort Valley, Heidelberg, Henderson State, Holy Cross, Howard, Humboldt, Idaho State, Indiana State, Iowa State, Jackson State, James Madison, Kansas City, Kutztown, Lamar Tech, Maine, Marshall, Maryland State, Massachusetts, McMurray College, Merchant Marines, Missouri Southern, Morris Brown, New Hampshire, New Mexico Highlands, Norfolk, North Carolina A&T, North Carolina Central, North Dakota State, Northeast Oklahoma, Northern Colorado, Northern Iowa, Northwest Louisiana, Northwest Oklahoma State, Oklahoma State, Omaha, Pennsylvania, Plymouth State, Portland State, Rice, St. Augustine, San Fernando Valley, San Fernando State, Santa Clara, Santa Rosa, Savannah State, South Dakota State, Springfield, Sul Ross State, Tennessee-Martin, Texas-Arlington, Texas State, Trinity (Conn.), Troy State, Tuskegee, UC Riverside, UC Santa Barbara, Virginia Union, Wake Forest, Wayne State, Wesleyan (Conn.), West Chester, Western Illinois, Wisconsin-Stevens Point, Wisconsin-Whitewater, Xavier, Yankton.

Seven players did not attend college.

## SERVICE

- 14 YEARS — John Elway 1983-96; Tom Jackson 1973-86; Dennis Smith 1981-94.  
 13 YEARS — Barney Chavous 1973-85; Paul Howard 1973-75, 1977-86; Ken Lanier 1981-92, 94; Bill Thompson 1969-81.  
 12 YEARS — Billy Bryan 1977-88; Rubin Carter 1975-86; Karl Mecklenburg 1983-94; Riley Odums 1972-83; Louis Wright 1975-86.  
 11 YEARS — Simon Fletcher 1985-95; Steve Foley 1976-86; Paul Smith 1968-78.  
 10 YEARS — Randy Gradisher 1974-83; Vance Johnson 1985-93, '95; Fran Lynch 1967-76; Haven Moses 1972-81; Jim Ryan 1979-88; Dave Studdard 1979-88.  
 9 YEARS — Keith Bishop 1980, 1982-89; Tyrone Braxton 1987-93, '95-96; Mike Current 1967-75; Rick Dennison 1982-90; Mike Harden 1980-88; Rulon Jones 1980-88; Clarence Kay 1984-92; Greg Kragen 1985-93; Gary Kubiak 1983-91; Floyd Little 1967-75; Claudie Minor 1974-82; Jim Turner 1971-79; Rick Upchurch 1975-83; Billy Van Heusen 1968-76; Steve Watson 1979-87; Sammy Winder 1982-90.  
 8 YEARS — Lyle Alzado 1971-78; Otis Armstrong 1973-80; Steve Atwater 1989-96; Tom Glassie 1976-83; Glenn Hyde 1976-81; Larry Kaminski 1966-73; Keith Kartz 1987-94; Brison Manor 1977-84; Randy Robbins 1984-91; Steve Sewell 1985-92; Bob Swenson 1975-79; 1981-83.  
 7 YEARS — Al Denson 1964-70; Pete Duranko 1967-70, 1972-74; Ron Egloff 1977-83; Larry Evans 1976-82; Goose Gosnolin 1960-66; John Grant 1973-79; Charles Greer 1968-74; Mike Horan 1986-92; Jerry Inman 1966-71; Mark Jackson 1986-92; Rich Karlis 1982-88; Jon Keyworth 1973-79; Tim Lucas 1987-93; Rob Lytle 1977-83; Bobby Maples 1972-78; Joe Rizzo 1974-80; Shannon Sharpe 1990-96; Lionel Taylor 1960-66; Andre Townsend 1984-90; Gerald Whitte 1982-88; Steve Wilson 1982-88.  
 6 YEARS — Sam Brunelli 1966-71; Michael Brooks 1987-92; Ken Criter 1969-74; Eldon Danonhauer 1960-65; George Goeddeke 1967-72; Richard Jackson 1967-72; Don Latimer 1978-83; Tommy Lyons 1971-76; Marv Montgomery 1971-76; Craig Morton 1977-82; Chip Myrtle 1967-72; Dave Preston 1978-83; Steve Ramsey 1971-76; Reggie Rivers 1991-96; Bob Scarpitto 1962-67; Mike Schnitker 1969-74; Jerry Sturm 1961-66.

## ALL-TIME NUMERICAL ROSTER

## All-Time Numerical Roster Notes

\*Every jersey number has been worn at least once in franchise history.

## Numbers Worn Just Once

#0	John Olszewski	FB	62
5	Brad Daluiso	K	92
6	Ralph Giacommaro	P	87
9	David Treadwell	K	89-92
18	Frank Tripucka	QB	60-63

## Players Who Have Had Two Numbers

Chris Norman	P	# 1, 4
Cookie Gilchrist	RB	2, 30
Milton (Mickey) Slaughter	QB	7, 14
John Hufnagel	QB	14, 16
John McCormick	QB	10, 11
Kevin Clark	DB	20, 27
Greg Lewis	RB	20, 41
Gerry Bussell	DB	21, 22
Roger Jackson	DB	25, 28
Wendall Hayes	HB	29, 33
Lonnie Perrin	RB	33, 35
Charlie West	DB	40, 42
Billy Van Heusen	WR	42, 45
Bobby Micho	RB	46, 87
Jim Fraser	LB	51, 55
Gordon Lambert	LB	51, 76
Randy Gradisher	LB	52, 53
Tim Lucas	LB	58, 59
Glenn Hyde	G	65, 67
Walter Highsmith	C	65, 68
Larry Cox	DT	66, 77
Jack Mattox	T	76, 77
Winford Hood	G	74, 78
Karl Mecklenburg	LB	77, 97
Tony Kimbrough	WR	80, 82
Shannon Sharpe	WR	81, 84
Melvin Bonner	WR	82, 83
Rick Massie	WR	85, 85
John Schultz	WR	84, 86

## DENVER BRONCOS ALL-TIME NUMERICAL ROSTER, 1960-96

#0	John Olszewski	FB	62
#1	Jason Elam	K	93-96
	Darren Parker	P	92
	Chris Norman	P	84-85
#2	Will Furrer	QB	94
	Mike Horan	P	86-92
	Alex Moore	RB	68
	Joe DiVito	QB	68
	Bobby Humphreys	K	67-68
	Cookie Gilchrist	FB	65
#3	Rich Karlis	K	82-88
	Bobby Howfield	K	68-70
	William (Billy) Joe	FB	63-64
#4	Rueben Rodriguez	P	92
	Chris Norman	P	86
	Robert Thompson	WR	87
	Rick Duncan	K	67
#5	Brad Daluiso	K	92
#6	Ralph Giacommaro	P	87
#7	John Elway	QB	83-96
	Craig Morton	QB	77-82
	Milton (Mickey) Slaughter	QB	63-66

#8	Jeff Lewis	QB	96
	Tommy Maddox	QB	92-93
	Gary Kubiak	QB	83-91
#9	David Treadwell	K	89-92
#10	Mark Herrmann	QB	81-82
	Doug (Bucky) Ditts	P	77-78
	Steve Ramsey	QB	71-76
	Jim Leclair	QB	67-68
	John McCormick	QB	63, 65-66 & 68
#11	T.J. Rubley	QB	96
	Luke Prestridge	P	79-83
	Bobby Anderson	HB	70-73
	Tobin Rote	QB	66
	John McCormick	QB	63, 65-66 & 68
#12	Shawn Moore	QB	92-93
	Ken Karcher	QB	87-88
	Craig Penrose	QB	76-79
	Charley Johnson	QB	72-75
	Al Pastrana	QB	69-70
	Gary Kroner	K	65-67
#13	Jack Weil	P	86
	Don Horn	QB	71-72
	Steve Tensi	QB	67-70
	Hub Lindsey	QB	68
#14	Bill Musgrave	QB	95-96
	Dean May	QB	87
	Scott Stankavage	QB	84, 86
	Norris Weese	QB	76-79
	John Hufnagel	QB	74-75
	Pete Liske	QB	69-70
	Goldie Sellers	DB	66-67
	Milton (Mickey) Slaughter	QB	63-66
	Don Smith	G	67
	George Hunter Enis	QB	62
	Richard (Skip) Doyle	HB	60
#15	Mike Clendenen	K	87
	Jim Turner	K	71-79
	Marlin Briscoe	QB	68
	Max Chobolan	QB	66
	Jacky Lee	QB	64-65
	George Shaw	QB	62
	Philip Nugent	HB	61
#16	Tom Rouen	P	93-96
	Monte McGuire	QB	87
	Jeff Knapple	QB	80
	John Hufnagel	QB	74-75
	Mike Ernst	QB	72
	George Herring	QB	60-61
#17	Hugh Miller	QB	94-95
	Steve DeBerg	QB	81-83
	Matt Robinson	QB	80
	Scotty Glacken	QB	66-67
	George Shaw	QB	62
#18	Frank Tripucka	QB	60-63
#19	Fred Steinfon	K	79-81
	Don Breaux	QB	63
#20	Tory James	CB	96
	Greg Lewis	RB	92



**#20 (continued)**

Darryl Jones	DB	87
Kevin Clark	DB	90-91
Louis Wright	CB	75-86
Charles Greer	DB	68-74
Billy Ray Fletcher	E	66
Willie West	DB	64
Tommy Minter	HB	62
Jerry Traynham	HB	61
Henry Bell	HB	60

**#21**

Randy Hilliard	CB	94-96
Le-Lo Lang	CB	90-93
Earl Johnson	DB	87
Myron Dupree	CB	83
Randy Polt	DB	75-77
Randy Montgomery	CB	71-73
Bobby Burnett	RB	69
Tommy Luke	LB	68
Jesse Stokes	DB	68
Goldie Sellers	DB	66-67
Gerry Russell	DB	65
Eugene Mingo	HB	60-64

**#22**

Vaughn Hebron	RB	96
Glyn Milburn	RB	93-95
Alton Montgomery	S	90-93
Tony Lilly	S	84-87
Aaron Kyle	DB	80-82
Steve Haggerty	DB	75
Fran Lynch	HB	67-76
Bobby Ply	DB	67
Gerry Russell	DB	65
Elihu (Buddy) Allen	HB	61
David Ames	HB	61
Bob Stransky	HB	60

**#23**

Ronnie Bradford	CB	93-95
Sammy Winder	RB	82-90
Chris Pane	DB	76-79
Billy Hardee	CB	76
Alfred Haywood	RB	75
George Hoey	DB	75
Larry Steele	P	74
Maurice Tyler	S	73-74
Steve Prece	S	72
Dickie Post	RB	71
Drake Garrett	DB	68-70
Gene Sykes	DB	67
Austin (Goose) Gonsoulin	DB	60-66

**#24**

Randy Fuller	CB	94
Wymon Henderson	CB	89-91
Tony Boddie	RB	86-87
Rick Parros	RB	81-84
Otis Armstrong	RB	73-80
George (Butch) Byrd	DB	71
Booker Edgerson	CB	70
Phil Brady	S	69
Willie Brown	DB	63-66
Hardy Brown	LB	60
Donald Allen	FB	60

**#25**

Darius Johnson	CB	96
Charles Swann	DB	94
Kip Corrington	S	89-90
Roger Jackson	DB	87
Daniel Hunter	CB	85-86
Haven Moses	WR	72-81
Ted Allien	RB	69
Errol Prisby	DB	67

**#26**

Eric Thomas	CB	95
Ben Smith	CB	94
Chris Hale	DB	93
Bobby Humphrey	RB	89-91
Lyle Pickens	DB	87
Chris Brewer	RB	84
J. T. Thomas	DB	82
Larry Riley	DB	77
Calvin Jones	CB	73-76
George Saines	S	70-72
Darrell Lester	FB	65-66
Tommy Janik	DB	63-64
Frank Quayle	RB	69
Don Coffey	E	63

**#27**

Steve Atwater	S	89-96
Kevin Clark	DB	87-88
Maurice Harvey	DB	78, 80
Tom Oberg	S	68-69
Charlie Mitchell	HB	63-67

**#28**

Clifford Hicks	CB	95
Butler By'not'e	RB	94
Gaston Green	RB	91-92
Elliot Smith	CB	90
Jeremiah Castille	CB	87-88
Scott Caldwell	RB	87
Roger Jackson	DB	82-85
Cornell Gordon	CB	70-72
Jack Lentz	S	67-68
Abner Haynes	HB	65-66
Billy Atkins	DB	64
Bobby Galters	HB	63

**#29**

Aaron Craver	RB	95-96
Charles Dimry	CB	91-93
Darren Carrington	DB	89
Warren Marshall	RB	87
Wilbur Myers	S	83
Bernard Jackson	DB	77-80
Bill West	CB	72
Wandy Williams	RB	69-70
Wendell Hayes	HB	65

**#30**

Terrell Davis	RB	95-96
Steve Sewall	RB	85-92
Jim Jensen	RB	77, 79-80
Oliver Ross	RB	73-75
Cookie Gilchrist	RB	67
Hewitt Dixon	FB	63-65
Clarence Walker	HB	63

**#31**

Rondell Jones	S	93-96
Victor Jones	RB	92
Kerry Porter	RB	90
Mike Harden	CB	80-88
Zachery Dixon	RB	79
Mike Frankowiak	RB	75-76
Bo Hickey	FB	67

**#32**

Sammie Smith	RB	92
Melvin Bratton	RB	89-90
Calvin Thomas	RB	88
Joe Dudek	RB	87
Leonard Jones	DB	87
Tony Reed	RB	81
Jon Keyworth	RB	74-80
Garrett Ford	FB	68
Mike Kellogg	FB	66-67

**#33**

Rod Bernstine	RB	93-95
Robert Perryman	FB	91-92
Tony Dorsett	RB	88-89
Gene Lang	RB	84-87
Lawrance McCutcheon	RB	80
Lonnie Perrin	RB	76-78
Jim Kiok	RB	76-77
Joe Dawkins	RB	71-73
Willis Crenshaw	FB	70
Wendell Hayes	HB	66-67
Justin Rowland	HB	62
Pete Bukaty	FB	61
Fred Magnum	LB	60

**#34**

Tyrone Braxton	DB	87-93, 95-96
Nathan Poole	RB	82-83, 85, 87
Gus Holloman	DB	68-69
Don Stone	FB	61-64

**#35**

John Granby	DB	92
Blake Ezor	RB	90
Ken Bell	RB	86-89

Larry Canada	FB	78-79, 81
Lonnie Perrin	RB	76-78
Clem Turner	RB	70-72
Henry Jones	RB	69
Richard Dickinson	FB	62-63
Jim Sears	HB	60-61
Dave Rolle	FB	60-61

**#36**

Frank Robinson	CB	92-93
Mark Haynes	CB	86-89
Billy Thompson	DB	69-81
Jim Stinnette	FB	61-62
John W. (Red) Brodnax	FB	60

**#37**

Tim Hauck	S	95-96
Anthony Lynn	RB	93
Kevin Guidry	CB	88
Steve Fitzhugh	DB	87
Steve Trimble	DB	81-83
Bob Wade	CB	70

**#38**

Reggie Rivers	RB	91-96
Bruce Plummer	DB	87-88, 90
Ben Norman	RB	80

**#39**

Ray Crockett	CB	94-96
Robert Delpino	RB	93
Darryl Russell	DB	87
Tom Smiley	RB	64
Jesse Myles	RB	83-84
Roland Solomon	CB	81

**#40**

Darryl Hall	S	93-94
Jeff Alexander	RB	89 & 92
Martin Rudolph	DB	87
Charlie West	DB	78-79
Randy Rich	DB	77
Jack Gehrke	WR	71
Grady Cavness	CB	69
Ron Lamb	FB	68
Brendon McCarthy	FB	68-69
Paul Carmichael	HB	65
Jay Dale Evans	HB	61
Albert Carmichael	HB	60-61

**#41**

Deon Strother	RB	94
Greg Lewis	RB	91
Rob Lytle	RB	77-83
Leroy Mitchell	CB	71-73
Eric Crabtree	FL	66-68
George Burrell	S	69
Jerry Tarr	E	62
Bob McNamara	HB	60-61

**#42**

Detron Smith	FB	96
Leonard Russell	RB	94
Muhammad Oliver	CB	92
Charlie West	DB	78
Billy Van Heusen	WR	68-76
Lonnie Wright	DB	66-67
Odell Barry	HB	64-65
Al Frazier	HB	61
Albert Romine	HB	60

**#43**

Derrick Clark	RB	94
Steve Foley	DB	78-86
Lonnie Hepburn	CB	74
Pete Jaquess	DB	67-70
Bob Richardson	DB	66
Charles Marshall	HB	62
John Nocera	CB	63
Frank Bernardi	DB	60

**#44**

Floyd Little	HB	67-75
Miller Farr	DB	65

**#45**

Gary Downs	RB	95
Richard Shelton	CB	89
Steve Wilson	CB	82-88
Perry Smith	DB	80-81
Jeff Severson	DB	75
Bill Laskey	LB	73-75
Tom Cassese	DB	67
Lew Scott	DB	66
Jim McMillin	DB	64-65
John Sklopan	HB	63

**#46**

Bobby Micho	RB	86
Bruce Starling	HB	63
Dave Preston	HB	78-83
John Rowser	DB	74-76
Terry Erwin	HB	68
Jim Summers	DB	67
John Griffin	HB	64-66
Norman Bass	DB	64
Bob Zeman	DB	62-63

**#47**

David Poole	DB	93
Gerald Willhite	RB	82-88
George Atkinson	DB	79
Tony Harns	WR	72
Paul Martha	S	70
James Smith	S	69
John McGeever	DB	62-65

**#48**

Lionel Washington	CB	95-96
Randy Robbins	DB	84-91
Earlie Thomas	DB	75
John Pitts	S	73-75
Dale Hackbert	S	73
Herman Lewis	DE	68
Nemiah Wilson	DB	65-67

**#49**

Dennis Smith	S	81-94
Alvin Mitchell	DB	70
Neal Sweeney	FL	67
Glenn Glass	DB	66

**#50**

Ray Jacobs	LB	94-95
John Sullins	LB	92
Jim Ryan	LB	79-88
Bobby Maples	C	72-78
Olen Underwood	LB	71
Carl Cunningham	LB	67-70
Jerry Hopkins	LB	63-66
Pat Lamberli, Jr.	E	61

**#51**

John Mobley	LB	96
Mike Croel	LB	91-94
Marc Munford	LB	87-90
Bob Swenson	LB	75-79, 81-83
Mike Simone	LB	72-74
Bill Butler	LB	70
Tim Casey	LB	69
Gordon Lambert	LB	69
Dave Tobey	LB	68
Henry Sorrell	LB	67
Eugene Jeter	LB	65-67
Jim Fraser	LB	62-64
Leon Simmons	LB	63
Lee (Mike) Nichols	C	60-61

**#52**

Dave Gamett	LB	95
Richard Harvey	LB	94
Jeff Mills	LB	90-93
Ken Woodard	LB	82-86
Greg Bracelin	LB	80
Mike Montler	C	77
Randy Gradishar	LB	74
Ray Kubala	C	64-67
Frank Jackunas	C	63
James Barton	C	61-62
Frank Kuchta	C	60

#53		
Bill Romanowski	LB	96
Danté Jones	LB	95
Anthony Thompson	LB	90
Don Gulseth	LB	66
Randy Gradishar	LB	75-83
Ken Criter	LB	69-74
Roger LeClerc	C	67
Don Gulseth	LB	66
Tom Erlandson	LB	62-65
Bob Hudson	LB	60-61

#54		
Britt Hager	LB	95-96
Mitch Donahue	LB	93-94
Keith Traylor	LB	91-92
Keith Bishop	C	80,
		82-89
Richard Baska	LB	76-77
Mike Lemon	LB	75
Ralph Cindrich	LB	74
Chip Myrtle	LB	67-72
Ron Stranti	LB	66
Ed Cummings	LB	65
Larry Jordan	LB	62-64
Ed (Wahoo) McDaniel	LB	61-63

#55		
Ken Brown	LB	95
Glenell Sanders	LB	94
John Kacherski	LB	92
Rick Dennison	LB	82-90
Bryant Winn	LB	87
Art Smith	LB	80
Ken Brown	C	79
Goodwin Turk	LB	76-78
Pete Duranko	DE	67-70,
		72-74
Archie Matsos	LB	66
Marv Matuszak	LB	64
Jim Fraser	LB	62-64

#56		
Keith Burns	LB	94-96
Michael Brooks	LB	87-92
Mike Knox	LB	87
Aaron Smith	LB	84
Larry Evans	LB	76-82
Ray May	LB	73-75
Don Parish	LB	72
Dave Washington	E	68
Walt Highsmith	C	68-69
Jay Bachman	C	68-71
Dave Behrman	C	67
John Bramlett	LB	65-66
Jim Price	LB	64

#57		
Allen Aldridge	LB	94-96
Dave Wyman	LB	93
Mark Murray	LB	91
Ty Allert	LB	90
Mike Ruethe	C	88-89
Matt Smith	LB	87
Tom Jackson	LB	73-86
Bob Geedes	LB	72
Fred Forsberg	LB	68,
		70-73
John Huard	LB	67-69

#58		
Elijah Alexander	LB	92-95
Scott Curtis	LB	89-90
Tim Lucas	LB	87
Steve Busick	LB	81-85
Rob Nairne	LB	77-80
Phil Olsen	C	75-76
Tom Graham	LB	72-74
Bill McKay	LB	70-72
Frank Richter	LB	67-69
Jack Work	LB	60

#59		
Glenn Cadrez	LB	95-96
Brett Wallerstedt	LB	94
Tim Lucas	LB	87-93
Kirk Dodge	LB	87
Darren Comeaux	LB	82-86
Mark Merrill	LB	81-82
Joe Rizzo	LB	74-80
Larry Kaminski	C	66-73

#60		
Joe Burch	C	94
Nick Subis	G	91
Gerald Perry	G	88-90
Paul Howard	G	73-75,
		77-86
Bob Young	G	66-70
Ernie Park	G	66
Charlie Parker	G	65
Ken Adamson	G	60-62

#61		
Eric Floyd	G	95
Bob Meeks	G	92-94
Andre Townsend	DE	84-90
Arland Thompson	G	80
Tom Lyons	G	71-76
Bob Vaughan	G	68
Bill Keating	DT	66-67
Charles Gavin	DE	60-63

#62		
Jeff Davidson	G	90-92
Mike Freeman	G	84,
		86-87
Tom Glassic	G	76-83
Brian Goodman	G	75
Jerry Inman	DT	66-71
Ernie Barnes	G	63-64
Jerry Stalcup	LB	61-62
Jim Elliff	LB	61
Jack Davis	T	60

#63		
David Diaz-Infante	G/C	96
Sean Farrell	G	90-91
Mark Cooper	G	83-87
Laval Short	DT	80
John Grant	DE	73-79
Dave Costa	DT	67-71
Melwood Guy	G	61-62
Dave Strickland	G	60

#64		
Ralph Tamm	G/C	95-96
Jon Melander	G/T	93-94
Scott Beavers	G	90
Billy Bryan	C	77-88
Harvey Goodman	G	76
Mike Schnitker	G	69-74
George Gaiser	T	68
John Hohman	G	65-66
Lewis (Bud) McFadin	DT	60-63

#65		
Gary Zimmerman	T	93-96
Monte Smith	G	89
Walt Bowyer	DE	83-84,
		87-88
Glenn Hyde	G	76-81
LeFrancis Arnold	G/C	74
Lloyd Voss	T	72
Jay Bachman	C	68-71
Walter Highsmith	C	68-69
George Tarasovic	DE	67
Don Shackelford	G	64
Joe Denver	G	62
Joe Young	E	60-61

#66		
Tom Nalen	C	94-96
Chuck Johnson	T	92-93
Jim Juriga	T	88-90
Scott Garnett	NT	84
Brisen Manor	DE	77-84
Jim O'Mally	LB	73-75
Bill Cottrell	G	72
Larry Cox	DT	66-68
John Cash	E	61-62

#67		
Mark Campbell	DT	96
Ken Lanier	T	84
Doug Widell	G	89-92
John Ayers	G	87
Dean Miraldi	T	85
Glenn Hyde	G	84-85
Keith Uecker	T	82-83
Steve Schindler	G	77-78
Carl Schakowitch	G	75
George Goeddeke	G	67-72

Robert McCullough	G	62-65
Jack Simpson	LB	61
John Hatley	T	60

#68		
Reggie McElroy	T	95-96
Russell Freeman	T	92-94
Crawford Ker	G	91
Brad Henke	DE	89
Larry Lee	C	87
Rubin Carter	DT	75-86
Laron Jackson	G	71-76
Steve Alexakos	G	70
Walter Highsmith	C	68-69
Tom Nomina	T	63-65
Bill Roehneit	LB	61-62
Gary Crane	LB	69
Ron McLean	DL	67

#69		
Mark Schlereth	G	95-96
Darrell Hamilton	T	89-91
David Jones	OL	87
Tony Colorito	NT	86

#70		
Jamie Brown	T	95-96
Brian Sochia	NT/DE	91-92
Dave Studdard	T	79-88
Paul Smith	DT	68-78
Charlie Janerette	DT	64-65
Donald King	E	60

#71		
Greg Kragen	NT	85-93
Jack Peavey	OL	87
Claudie Minor	T	74-82
Wallace Dickey	T	68-69
Jim Perkins	T	62-64
Art Hauser	T	61
Willie Smith	G	60

#72		
Ernest Jones	DE	96
Keith Kartz	C	87-94
Marshame Graves	T	84
Don Latimer	DT	78-83
Wayne Hammond	DT	76
Bob Kampa	DT	74
Richard Tyson	G	67
Sam Brunelli	G	66-71
Jerry Sturm	C	61-66

#73		
Simon Fletcher	LB	85-95
Kevin Belcher	T	87
Shawn Hollingsworth	T	83
Kelvin Clark	T	79-81
Henry Allison	T	77
Martin Imhof	DE	76
Stan Rogers	T	75
Mike Askea	T	73
Walter Barnes	DE	69-71
Pat Matson	G	66-67
Marvin Davis	DT	66
Issac Lassiter	E	62-64
Robert Konovsky	E	61
Gordon Holz	DT	60

#74		
Bill Schultz	T	95
Harvey Salem	T	91
Bill Lobenstein	DL	87
Dan Rensberg	T	86-87
Winford Hood	G	84-88
Jerry Baker	T	83
Andy Maurer	T	77
Scott Parrish	OT	76
Mike Current	T	67-75
Lee Barne	T	65-66
Frank Atkinson	DE	64
Gordon Holz	DT	60-63

#75		
Brian Habib	T	93-96
Rulon Jones	DE	80-88
Kit Lathrop	DE	79
Bill Bain	T	76-78
Ed Smith	DE	73-75
Rick Sharp	T	72
Roger Shoals	T	71

Rex Mirich	DE	67-69
Eldon Danenhauer	T	60-65

#76		
Broderick Thompson	T	95-96
Kirk Scrafford	T	93-94
Ken Lanier	T	81-92
Tom Neville	T	78
Randy Moore	DT	76
Tom Drougas	T	74
Steve Coleman	DE	74
Tom Domres	DT	71-72
Gordon Lambert	LB	68
Bob Breitenstein	T	65-67
Harold Olsen	T	63-64
Jack Mattox	T	61-62
William Danenhauer	E	60

#77		
Karl Mecklenberg	LB	83-94
Greg Boyd	DE	80-82
Lyle Alzado	DE	71-78
Alden Roche	DE	70
Larry Cox	DT	66-68
Jim Thompson	DT	65
Dick Guesman	T/K	64
Anton Peters	T	63
Jack Mattox	T	61-62
Carl James Larpenier	G	60-61

#78		
Larry Jackson	DE	95
Don Maggs	T	93-94
Archie Harris	OL	87
Winford Hood	G	84-88
Rich Stachowski	DE	83
Brian Clark	T	82
Bruce Radford	DE	79
Marv Montgomery	T	71-76
Ken Criter	LB	69-74
Jim White	DE	76
Tom Cichowski	T	68-69
Leroy Moore	DE	64-65

#79		
Jumpy Geathers	DT	96
Dave Widell	G	90-94
Stefan Humphries	G	87-88
Barney Chavous	DE	73-85
Carter Campbell	DE	71
John Gonzaga	G	66

#80		
Rod Smith	WR	95-96
Tony Kimbrough	WR	93-94
Mark Jackson	WR	86-92
Shane Swanson	WR	87
Ray Alexander	WR	84
Rick Upchurch	WR	75-83
Jerry Simmons	WR	71-74
Tom Buckman	TE	69
Jimmy Jones	WR	68
Dan LaRose	DE	66
Ed Cooke	DE	64-65
Ron Nery	E	63
Tom Rychlec	E	63

#81		
Todd Kinchen	WR	96
Mike Pritchard	WR	94-95
Kitrick Taylor	WR	93
Shannon Sharpe	WR	90-91
Steve Watson	WR	79-87
Bob Adams	TE	75
Billy Masters	TE	70-74
Max Leetow	DE	65-66
Bill Jessup	E	60

#82		
Patrick Jeffers	WR	96
Vance Johnson	WR	95
Melvin Bonner	WR	94
Tony Kimbrough	WR	93
Vance Johnson	WR	85-93
Laron Brown	WR	87
Zach Thomas	WR	83-84
Orlando McDaniel	WR	82
Larry Brunson	WR	80
Jack Doblin	WR	75-79



## #82 (continued)

Otto Stowe	WR	74
Dwight Harrison	WR	71-72
Dave Pivec	TE	69
Robert Scarpitto	WR/P	62-67

## #83

Anthony Miller	WR	94-96
Melvin Bonner	WR	93
Michael Young	WR	89-92
Sam Graddy	WR	87-88
Rick Massie	WR	87
John Sawyer	TE	83-84
Wade Manning	WR	81-82
Jim Whalen	TE	70-71
Dave Washington	LB	71
Ray Jacobs	DT	63-66
Don Joyce	E	62
John Pyeatt	HB	60

## #84

Shannon Sharpe	WR	92-96
Ricky Nattiel	WR	87-91
Clint Sampson	WR	83-86
Vince Kinney	WR	78-79
John Schultz	WR	76-78
Gene Washington	WR	73
Rod Sherman	WR	72
Mike Halfner	E	68-70
Lou Andrus	LB	67
Jason Francis	E	66
Jim Thibert	LB	65
Matt Snorton	TE	64
Jack Hill	HB	61
Albert Day	T	60

## #85

Jeff Wilner	TE	95
Derek Russell	WR	91-94
Tim Stallworth	WR	90
Chris Womack	WR	89
Rick Massie	WR	87-88
Joey Hackett	TE	86
Mike Barber	TE	85
Don Summers	TE	84-85
Ron Egloff	TE	77-83
John Mosier	TE	71
Tom Beer	TE	67-69
James Greer	E	60

## #86

Byron Chamberlain	TE	95-96
Jeff Campbell	WR	94
Arthur Marshall	WR	92-93
Barry Johnson	WR	91
Chris Verhulst	TE	90
Pat Kelly	TE	88-89
Mitch Andrews	TE	87
Butch Johnson	WR	84-85
Dean Barnett	TE	83
Emery Moorehead	WR	80
John Schultz	WR	76-78
Mary Frazier	WR	73-75
Jim Krieg	WR	72
Jerry Hendren	WR	70
Bobby Moten	TE	68
Stan Fanning	DE	64
Don Carothers	E	60

## #87

Ed McCaffrey	WR	95-96
Cedric Tillman	WR	92-94
Paul Green	TE	89
Pat Kelly	TE	88-89
Jason Johnson	WR	88
Bobby Micho	RB	86-87
Jim Wright	TE	80-85
Bill Larson	TE	80
Bob Moore	TE	78
Boyd Brown	TE	74-76
John Hoffman	DE	72
Rich Jackson	DE	67-72
James Wright	HB	64
Lionel Taylor	E	60-66

## #88

Mike Sherrard	WR	96
Jerry Evans	TE	93-95
Russell Payne	TE	87
Clarence Kay	TE	84-91
Riley Odorns	TE	72-83

Al Denson	FL	64-70
Eugene Prebola	E	61-63
Pat Epperson	E	60

## #89

Dwayne Carswell	TE	94-96
Reggie Johnson	TE	91-93
Kerry Locklin	TE	87
Orson Mobley	TE	86-90
Kell McGregor	TE	85
Dave Logan	WR	84
Clay Brown	TE	83
Gordon Bowdell	WR	71
John Embree	WR	69-70
Andre White	TE	67
Max Wettstein	E	66
Gary Henson	E	64
Bill Groman	HB	63
Kenneth Carpenter	E	60

## #90

Dan Williams	DE	93-96
Ron Holmes	DE	89-92
Freddie Gilbert	DE	86-88

## #91

Alfred Williams	DE	96
Troy Wilson	DE	95
Willie Oshodin	DE	92-95
Warren Powers	DE	89-91
Jeff Tupper	DL	87

## #92

Dave Wyman	LB	94-95
Ron Geater	DE	92
Alphonso Carreker	DE	89, 91

## #93

James Jones	DE	95
Ronnie Haliburton	LB	90-92

## #94

Jeff Robinson	DE	93-96
Jim Szymanski	DE	91-92

## #95

Michael Dean Perry	DE	95-96
Jeroy Robinson	LB	90
Steve Bryan	DE	87-88
Tim Joiner	LB	87

## #96

Harald Hasselbach	DE	94-96
Kenny Walker	DE	91-92
Jake McCullough	DE	89-90

## #97

Mike Lodish	DE	95-96
Darren Drozdov	DT	93-94
Karl Mecklenburg	LB	92*
Bruce Klostermann	LB	87-89

\*wore #97 for one game, at Los Angeles (11/22/92)

## #98

Maa Tanuvasa	DT	95-96
Ted Washington	NT	94
Ricky Hunley	LB	84-87

## #99

Shane Dronett	DT	92-94
David Galloway	DE	90
Shawn Knight	NT	88
Ray Woodard	DE	87

## Players Whose Numbers Not Available

Hugh Smith	E	62
Leo Reed	T	61
Theo Wegert	FB	61
Harold Williams	HB	61



## HISTORICAL HIGHLIGHTS

## 1959

**AUGUST 14** — First American Football League organizational meeting held in Chicago. Denver, with Bob Howsam as its principal owner, named as a charter member along with New York, Dallas, Los Angeles, Minneapolis and Houston. **NOVEMBER 22** — First player selection draft held through 32 rounds. Denver's first pick is Roger LeClerc, center, Trinity. **DECEMBER 1** — Dean Griffing named general manager of the Broncos.

## 1960

**JANUARY 1** — Frank Filchock named first head coach of the Broncos **JANUARY 30** — Denver placed in AFL's western division with Dallas, Oakland and Los Angeles. **JULY** — First Bronco training camp opens at Colorado School of Mines. **SEPTEMBER 9** — After losing all five pre-season games, the Broncos become the first AFL victor when they defeat the Patriots in Boston in history's first AFL game, 13-10. Attendance — 21,597. **OCTOBER 2** — Broncos play first home game in Bears Stadium, defeat Oakland, 31-24, before crowd of 18,372. **DECEMBER** — Offensive End Lionel Taylor, Defensive Tackle Bud McFadin and Safety Goose Gonsoulin all named to first official all-AFL team.

## 1961

**MAY 26** — Bob and Lee Howsam, original principal owners of the Broncos, sell their stock to a new syndicate headed by Cal Kunz and Gerry Phipps. **JUNE 1** — Cal Kunz named president and operating head of Empire Sports. **DECEMBER** — Lionel Taylor sets professional record with 100 pass receptions for season. Taylor and Bud McFadin named to all-AFL team. **DECEMBER** — Frank Filchock released as Broncos head coach.

## 1962

**FEBRUARY 1** — Jack Faulkner hired as Broncos head coach. **JULY 1** — Dean Griffing released as Broncos general manager. Faulkner named to dual post as head coach and general manager. **JULY** — Public burning ceremony of Broncos' notorious vertically striped socks at Broncos' intra squad game. **DECEMBER** — Jack Faulkner named coach of the year in AFL. Gene Mingo set professional field goal record of 27 in a season. Eldon Danenhauer, Lionel Taylor, Goose Gonsoulin and Bob Zeman named to the official all-AFL team.

## 1963

**DECEMBER** — Billy Joe named AFL rookie of the year. Goose Gonsoulin only Bronco to make the all-AFL team. Lionel Taylor wins fourth straight pass receiving title.

## 1964

**JANUARY** — Broncos and Jets complete historic nine-player trade, largest ever made in the AFL. Broncos send Gene Prebola, Wahoo McDaniel, Gordy Holz and Bob Zeman to Jets for Dick Guesman, Ed Cooke, Charlie Janerette, Jim Price and Sid Fournet. **OCTOBER 4** — Jack Faulkner released as head coach. **OCTOBER 5** — Mac Speedie accepts appointment as interim head coach. **DECEMBER 12** — Mac Speedie named head coach. **DECEMBER** — Jim Fraser wins third straight punting title. Willie Brown named to all-AFL team.

## 1965

**FEBRUARY 15** — Gerald and Allan Phipps purchase 52 percent of the stock of Empire Sports, thus giving them virtually 100 percent ownership and saving the Bronco franchise for Denver. **MARCH 5** — Record sale of 941 season tickets in one day. **APRIL 1** — Season ticket drive goal of 20,000 sales reached. Figure to reach 22,000 by May 1. **MAY 17** — Allan Phipps named president of Empire Sports, Inc. Gerry Phipps re-named Chairman of the Board. **MAY 29** — Jim Burns, Bears general manager, named executive vice-president of Empire Sports. **DECEMBER 12** — Lionel Taylor makes the 500th catch of his career in game against Boston to become the first AFL player to top this figure. **DECEMBER** — Tackle Eldon Danenhauer, Split End Lionel Taylor and Fullback Cookie Gilchrist named to the all-AFL team. Lionel Taylor wins fifth pass receiving crown and Abner Haynes — wins league kickoff return championship.

## 1966

**JUNE 8** — Merger of American and National Leagues announced. **SEPTEMBER 19** — Ray Malavasi named Head Coach of the Broncos. **DECEMBER** — John Bramlett, Goose Gonsoulin, Bob Scarpitto and Jerry Sturm chosen to play in AFL All-Star contest in January. **DECEMBER 19** — Lou Saban signs a 10-year contract as General Manager and Head Coach of the Denver Broncos.

## 1967

**MARCH 1** — Broncos move to new suburban executive offices with adjacent practice field and locker room facilities for both preseason and regular season training. **MARCH 17** — Metropolitan Denver voters turn down stadium bond issue, but



## HISTORICAL HIGHLIGHTS, CONT.

## 1967, cont.

Bronco fans immediately organize for fund raising drive to improve Bears Stadium and keep Broncos in Denver. **MAY 17** — Floyd Little, Denver's No. 1 draft choice, signs with Broncos. Little becomes the first No. 1 choice to sign with Denver in the history of the club. **AUGUST 5** — Broncos defeat Detroit Lions 13-7 in pre-season game at DU for AFL's first win over the NFL. **AUGUST 15** — Quarterback Steve Tensi acquired from San Diego for first round draft choices in both 1968 and 1969. **DECEMBER** — Floyd Little paces AFL in punt returning with a 16.9 average. Bob Scarpito repeats as punt leader with a 44.9 norm. Flanker Al Denson selected All League in player balloting.

## 1968

**JANUARY** — Flanker Al Denson, defensive tackle Dave Costa, center Larry Kaminski and cornerback Nemiah Wilson participate in AFL All-Star game. Lou Saban and staff coach the West stars. **FEBRUARY** — Civic drive to raise \$1.8 million ends successfully and City of Denver receives stadium as a gift after purchase of the facility from Empire Sports, Inc. by non-profit group. Construction begins on 16,000 seat upper deck that will raise capacity to 50,000 for 1968 season. **SEPTEMBER 21** — Broncos move into new administrative building at 5700 Logan Street. **DECEMBER 14** — Bears Stadium is officially re-named Denver Mile High Stadium.

## 1969

**JANUARY 19** — Dave Costa, Rich Jackson and Floyd Little participate in AFL All-Star Game in Jacksonville, Florida. **DECEMBER** — Floyd Little and Rich Jackson named to first team All League. **DECEMBER** — Bill Thompson (rookie) tops AFL list in punt and kickoff returns, the first player in pro football history to ever hold both titles.

## 1970

**JANUARY 17** — Rich Jackson, Dave Costa, Floyd Little, Mike Current and George Goeddeke play in All-Star game on West team. **SEPTEMBER** — Season ticket sale hits record number of 43,584. **DECEMBER 20** — Floyd Little gains 44 yards to win American Conference rushing title with 901 yards. It was first rushing crown and first season Little played in all 14 games.

## 1971

**JANUARY** — Richard Jackson named to official National Football League all-star team. **JANUARY** — Richard Jackson and Floyd Little make starting lineups for American Conference in first AFC-NFC Pro Bowl game. **MAY 12** — Broncos stop sale of season tickets at record 47,500. **OCTOBER 24** — Denver coach Lou Saban and Broncos down Cleveland 27-0. It was first time Browns were shut-out since 1952. It was also to be Saban's last victory as Bronco coach. **NOVEMBER 17** — Lou Saban resigns as head coach of Broncos, a position he had held for five years. Offensive line coach Jerry Smith is named interim head coach. Saban, in December, resigns as General Manager to return to Buffalo Bills as head coach. **DECEMBER 19** — Floyd Little compiles 79 yards against Raiders in Oakland to finish as pro football's top runner with 1,133 yards. Little also becomes first Bronco to rush for more than 1,000 yards in a season.

## 1972

**JANUARY 5** — John Ralston, successful head coach at Stanford, is announced as Denver's new head coach. He later adds the title of General Manager. **MARCH 16** — For the first time in the history of Denver professional football, there will be no public sale of season tickets, it is reported. Season ticket holders renewed 46,500 of the 47,500 available season tickets, and further exercised their option for 8,000 additional tickets. **APRIL 5** — Long-time Rocky Mountain Empire Sports employee Earl Hartman dies of cancer. Hartman was Treasurer of Empire Sports and Business Manager of the Broncos at the time of his death.

## 1973

**MARCH 3** — Season ticket holders renew 47,800 of 48,000 season tickets to assure Denver again of having no public sale of season tickets. **OCTOBER 14** — Charley Johnson also becomes the 18th quarterback in pro football history to go over 20,000 yards lifetime as he connects for 214 yards plus three TDs to Haven Moses in a 48-20 win at Houston. **OCTOBER 22** — With "Orange Monday" banners waving, the Broncos perhaps play the most important game to date in the club's history against Oakland on national television. Denver comes back to knot the contest, 23-23, on a 35-yard field goal by Jim Turner. **NOVEMBER 25** — Denver defeats Kansas City, 14-10, to take over first place in the AFC West with three games to go. The win moves the Broncos to 6-3-2 — the six victories the second best mark ever for a Denver team to date. **DECEMBER 9** — Denver 42, San Diego 28! The Broncos are winners at last, as Denver clinches the team's seventh victory of the season, assuring the club of a winning year.

## 1974

**JANUARY** — Four Broncos — Floyd Little, Haven Moses, Riley Odums and Paul Smith — are invited to play in the Pro Bowl. John Ralston is named AFC Coach of the

Year for guiding Denver to its first winning season ever. Odums is named All-Pro by NEA. **SEPTEMBER 10** — Denver voters pass a \$25 million bond issue to expand and improve Mile High Stadium to over 75,000 seats. The stadium was projected to be finished in time for the 1976 regular season. **SEPTEMBER 22** — The Broncos and the Pittsburgh Steelers play in the first regular season overtime game as a 35-35 score was present at the end of regulation play. Neither team scored in the sudden death period. **NOVEMBER 28** — Before a television audience estimated at 35 million, the Broncos riddle the Detroit Lions 31-27 on Denver's first Thanksgiving Day game in Detroit. **DECEMBER 8** — Denver assures itself of the team's second consecutive winning season and Otis Armstrong sets a single game rushing mark of 183 yards as the Broncos down Houston 37-14. **DECEMBER 15** — Otis Armstrong finishes the season with 1407 yards and the NFL rushing title becoming one of a half dozen players ever to average more than 100 yards per game in pro football.

## 1975

**JANUARY** — Otis Armstrong and Riley Odums represent the Broncos in the annual Pro Bowl game in Miami, Fla. **FEBRUARY** — Expansion of Mile High Stadium begins, which will provide 63,500 capacity for the 1976 season and an ultimate capacity of 75,000 in 1977. **DECEMBER 14** — Floyd Little winds up his career as the seventh all-time rusher in the NFL with 6,323 yards.

## 1976

**JANUARY 26** — Tight end and Riley Odums and linebacker Randy Gradishar are the Broncos representatives in the Pro Bowl in New Orleans. **MARCH 28** — Quarterback Charley Johnson announces his retirement from the National Football League after a 15-year career. Johnson led the club to its first two winning seasons in 1973 and 1974. **JUNE 27** — Lyle Alzado is one of three finalists for the man of the Year Award and Rick Upchurch is honored as the American Conference Offensive Rookie of the Year by the NFL Players Association. **SEPTEMBER 26** — Rick Upchurch ties an NFL record by returning two punts for touchdowns in a 44-13 win over the visiting Cleveland Browns. **OCTOBER 24** — Rick Upchurch ties an NFL record with his fourth punt return touchdown of the season in a 35-26 win over Kansas City. **NOVEMBER 7** — With two field goals and six extra points, Jim Turner becomes the fifth player in pro football history to surpass 1,200 points. **DECEMBER 12** — The Broncos stop Chicago, 28-14, for the ninth win of the season, highest total in Denver history. Otis Armstrong rushes for 116 yards to reach 1,008 for the season, his second 1,000-yard in his career. **DECEMBER 18** — Fred Gehrke, long-time Bronco administrator, is named general manager.

## 1977

**JANUARY 17** — Rick Upchurch and Otis Armstrong are the Bronco participants in the annual AFC-NFC Pro Bowl in Seattle. **JANUARY 31** — John Ralston resigns as Head Coach of the Denver Broncos. **FEBRUARY 1** — Robert (Red) Miller, a former Bronco assistant coach, is named as the team's eighth head coach. **JUNE 12** — Lyle Alzado is named winner of the National Football League Players Association's Byron (Whizzer) White Award as the group's Man of the Year. **OCTOBER 16** — Pushing their season record to 5-0, the Broncos use seven interceptions and a touchdown pass to kicker Jim Turner to trounce the defending world champion Oakland Raiders, 30-7. **NOVEMBER 27** — In a showdown of the two best records in the NFL, the Broncos get a 73-yard interception return for a touchdown by Tom Jackson to dump Baltimore, 27-13, and run their record to 10-1. **DECEMBER 4** — With a 24-14 win at Houston the Broncos clinch a playoff berth, first in the club's history. Later in the day, the Broncos clinch the AFC Western Division championship when the Raiders fall to the Los Angeles Rams. **DECEMBER 18** — The Broncos lose to Dallas in the regular season finale, 14-6, but post the best record in the history of the franchise, 12-2, tied with Dallas for the best in the NFL. **DECEMBER 24** — Before the largest crowd ever to watch a sporting event in the state of Colorado, 75,011, the Broncos stop the Pittsburgh Steelers in the first round of playoff action, 34-21.

## 1978

**JANUARY 1** — In a hard-fought game at Mile High Stadium, the Broncos dethrone the Raiders, 20-17, for the AFC championship and a trip to the Super Bowl in New Orleans. **JANUARY 15** — Broncos fall to the Cowboys, 27-10, in the Super Bowl. **JANUARY 23** — Lyle Alzado, Randy Gradishar, Tom Jackson, Billy Thompson and Louis Wright represent the Broncos in the Pro Bowl, the largest Denver contingent in history. **MARCH** — Only 143 season tickets are not renewed, a new all-time low. **DECEMBER 3** — Broncos win by 21-6 score at Oakland, holding the Raiders without a touchdown for the second time in the season, and moving within one game of AFC West crown. **DECEMBER 10** — Denver downs Kansas City, 24-3, winning second straight division championship, as QB Craig Morton goes 19-for-22 with 16 straight completions, both second best all-time NFL marks. **DECEMBER 30** — Denver loses in the playoffs to eventual Super Bowl champion Pittsburgh Steelers, 33-10.

## 1979

**JANUARY 29** — Broncos are represented by an all-time high of seven players in the NFL Pro Bowl, including Lyle Alzado, Randy Gradishar, Tom Jackson, Riley Odums, Bill Thompson, Rick Upchurch, and Louis Wright. **MARCH** — Only 161 season tickets are not renewed, virtually assuring the Broncos of their tenth straight sell-out season. **OCTOBER 7** — Denver shuts out San Diego, 7-0, marking first time ever for Broncos to record two shutouts in one season, Denver had opened the campaign

## HISTORICAL HIGHLIGHTS, CONT.

## 1979, cont.

with 10-0 win over Cincinnati. **NOVEMBER 11** — Rick Upchurch becomes the all-time pro football record holder in career punt return yardage. He set the record vs. New England, surpassing the late Emlen Tunnell's total of 2,209 yards. **DECEMBER 17** — Denver clinches a playoff berth for the third straight year. **DECEMBER 23** — Denver loses in wild card playoff game at Houston, 13-7.

## 1980

**JANUARY 27** — The Broncos are represented in the Pro Bowl game by Randy Gradishar, Tom Jackson, Rick Upchurch, and Louis Wright. **MARCH** — Only 146 season tickets are not renewed for 1980, virtually assuring the club of its 11th consecutive sellout campaign. **OCTOBER 5** — Randy Gradishar returns interception 93 yards for a touchdown vs. Cleveland, the longest such return in team history and the NFL's longest for 1980 season. **OCTOBER 13** — Fred Steinfurt kicks 57-yard field goal, tying record for third-longest kick in NFL history.

## 1981

**JANUARY** — Fred Steinfurt is named by Pro Football Weekly as that publication's Golden Toe Award winner for the 1980 season, having tied for the league lead with 26 field goals. **FEBRUARY 25** — Edgar F. Kaiser, Jr. is introduced as the new owner of the Denver Broncos, having purchased the club from principal owners Gerald H. Phipps and Allan R. Phipps. **MARCH 10** — Grady Alderman is named new General Manager and Dan Reeves is named as the new Head Coach. **MARCH** — The Broncos are sold out for their 12th consecutive season. **SEPTEMBER** — Craig Morton throws four touchdown passes in each of two consecutive games, vs. Baltimore and San Diego, a first in franchise history. Wide receiver Steve Watson ties a team record with three touchdown receptions against the Colts on September 20. **NOVEMBER 22** — Watson catches a touchdown pass at Cincinnati to set a new team record with 13 TD catches in one season. **DECEMBER 20** — Watson gains 82 yards on receptions at Chicago, establishing a new Bronco single season mark with 1,244 reception yards. Individually, Morton set single season records for yards gained (3,213), yards passing (3,195), and average gain per play (8.37), while Watson led the AFC in reception yardage and in touchdown receptions (13).

## 1982

**JANUARY 31** — The Broncos are represented in the Pro Bowl game by Randy Gradishar, Bob Swenson, Bill Thompson, and Steve Watson. **MARCH** — Only 49 season ticket accounts have not been renewed for 1982, virtually assuring the Broncos of their 13th consecutive sellout season in Mile High Stadium. **SEPTEMBER 21** — The NFL Players Association begins the first regular season strike in NFL history, resulting in the cancellation of games for eight consecutive weeks. **DECEMBER 3** — Hein Poulus is named Vice President and General Manager of the Broncos. **DECEMBER 19** — Rick Upchurch returns a punt 78 yards for a touchdown against Kansas City to tie the all-time pro football record of eight career touchdowns on punt returns.

## 1983

**JANUARY 3** — Final NFL statistics show Rick Upchurch as the NFL's punt return leader with a 16.1 average and Luke Prestridge as the league's leading punter with a 45.0 mark. **FEBRUARY 6** — The Broncos are represented in the Pro Bowl game by Randy Gradishar, Luke Prestridge, and Rick Upchurch. **MARCH 15** — Only 89 season ticket accounts have not been renewed for 1983, virtually assuring the Broncos of their 14th consecutive sellout season in Mile High Stadium. **MAY 2** — In the biggest trade in franchise history, Denver acquires quarterback John Elway, the first player taken in the NFL draft, and signs him to a five-year contract. **DECEMBER 11** — Elway throws three fourth quarter touchdown passes to erase a 19-0 deficit and lead the Broncos to a 21-19 playoff-clinching win over Baltimore. This marks the fourth Bronco appearance in playoff competition. **DECEMBER 24** — Denver loses the wild card game at Seattle, 31-7.

## 1984

**JANUARY 29** — Randy Gradishar makes his seventh Pro Bowl appearance. Louis Wright also was named to the AFC Pro Bowl team, but was unable to play because of a fractured finger. **MARCH** — Only 146 season ticket accounts have not been renewed for 1984, virtually assuring the Broncos of their 15th consecutive sellout season in Mile High Stadium. **MARCH 23** — Pat Bowlen is introduced as the new owner of the Denver Broncos, assuming the title of President and Chief Executive Officer. **NOVEMBER 18** — The Broncos beat Minnesota 42-21 for the club's 10th straight victory, a team record. John Elway tied a Denver record throwing five touchdown passes in the game. **DECEMBER 15** — Denver wins its 13th game of the season, the most in Bronco history, and captures the AFC West crown with a 31-14 win over Seattle. Sammy Winder finishes the season with 1,153 yards rushing, and Steve Watson gains 1,170 yards receiving — the first time Denver has had 1,000-yard performers in both categories in the same season. **DECEMBER 30** — Pittsburgh defeats Denver 24-17 in a divisional playoff game.

## 1985

**JANUARY 27** — Sammy Winder represents the Broncos in the NFL Pro Bowl. **FEBRUARY 18** — Owner Pat Bowlen names John Beake as General Manager and Dan Reeves as Vice President of the club. **MARCH** — Only 82 season ticket accounts have not been renewed for the 1985 season, virtually assuring the Broncos of their 16th consecutive sellout session in Mile High Stadium. **DECEMBER 20** — Denver beats Seattle 27-24 to close out the season at 11-5. The Broncos set season records with total yards (5,496) and total points (380). John Elway, who threw for 432 yards against Seattle, set Denver records in total offense (4,144 yards) and passing yards (3,891) for the season, and Karl Mecklenburg's 13 quarterback sacks also set a new Bronco standard.

## 1986

**FEBRUARY 2** — The Broncos are represented by four players in the Pro Bowl — Rulon Jones, Karl Mecklenburg, Dennis Smith, and Louis Wright. **FEBRUARY 26** — Owner Pat Bowlen holds ground breaking ceremonies for 60 luxury Penthouse Suites to be built atop Mile High Stadium's fifth level. **MARCH** — Only 127 season ticket accounts have not been renewed for the 1986 season, virtually assuring the Broncos of their 17th consecutive sellout season in Mile High Stadium. **OCTOBER 12** — Broncos post a 31-14 win over San Diego to equal best start in team history with 6-0 record. **DECEMBER 13** — Denver, which had clinched AFC Western Division title by virtue of a Seattle win over Los Angeles the previous Monday night, clinched home field advantage for first playoff game by defeating Washington, 31-30. **DECEMBER 20** — Broncos conclude regular season play with second straight 11-5 record. Thirty-five individual and team records were set by the Broncos in 1986. DE Rulon Jones was named the AFC Defensive Player of the Year by UPI, and LB Karl Mecklenburg was named the AFC Player of the Year by the Football News.

## 1987

**JANUARY 4** — Broncos post a 22-17 playoff win over New England Patriots before 76,105, largest crowd ever to watch a Denver home game. **JANUARY 11** — Broncos post a thrilling, 23-20 overtime win over the Cleveland Browns to win the AFC championship and earn a trip to Super Bowl XXI. **JANUARY 18** — A crowd of over 63,000 attends a Mile High Stadium rally prior to team's departure for Pasadena. **JANUARY 25** — The Broncos lose to the New York Giants by a 39-20 score in Super Bowl XXI, a game watched by 101,063 at the Rose Bowl and played before a national television audience of 127,000,000. In addition, the game was televised live in 53 other nations. **JANUARY 26** — Over 100,000 fans welcome Broncos home in parade through downtown Denver. **FEBRUARY 1** — Six Broncos play in the Pro Bowl game, including Keith Bishop, John Elway, Rulon Jones, Karl Mecklenburg, Dennis Smith, and Sammy Winder. **MARCH** — Only 58 season ticket accounts have not been renewed for the 1987 season, virtually assuring the Broncos of their 18th consecutive sellout season in Mile High Stadium, longest sellout streak in the AFC and second longest in the NFL. **AUGUST 9** — The Broncos lose 28-27 to the Los Angeles Rams in American Bowl '87, a preseason game played in storied Wembley Stadium in London, England. **SEPTEMBER 22** — The NFL Players Association goes on strike, resulting in the cancellation of games for the weekend of Sept. 28. **OCTOBER 4** — Denver loses 40-10 to Houston in the first of three "replacement" games. **NOVEMBER 29** — Denver grabs a 31-17 win over San Diego in the 400th game for both franchises. The contest also marks Dan Reeves' 100th game as the Broncos' head coach. **DECEMBER 27** — The Broncos win their third AFC West title in four years after shutting out San Diego 24-0 in a blizzard. Denver finishes the season with a 10-4-1 record, the only team in the NFL to post eight 10-win seasons since 1977. QB John Elway is named NFL Most Valuable Player by AP.

## 1988

**JANUARY 10** — The Broncos advance to the AFC Championship Game with a 34-10 victory over Houston before 75,968 in Mile High Stadium. **JANUARY 17** — Denver becomes the first AFC team to win consecutive conference championships since Pittsburgh of 1978-79 by defeating Cleveland 38-33. The game garnered a 91 television share in the Denver area, believed to be an all-time national viewing high. **JANUARY 31** — The Broncos lose to Washington 42-10 in Super Bowl XXII in San Diego Jack Murphy Stadium. **FEBRUARY 6** — Three players represent Denver in the Pro Bowl Game, Keith Bishop, John Elway, and Karl Mecklenburg. **MARCH** — The Broncos are virtually assured of their 19th consecutive sellout campaign as just 91 season ticket accounts are not renewed for the 1988 campaign. **JUNE 3** — The Broncos acquire future Hall of Fame RB Tony Dorsett from the Dallas Cowboys in exchange for a future draft choice. The 1988 campaign will be Dorsett's 12th in pro football. **SEPTEMBER 26** — RB Tony Dorsett eclipses Jim Brown to become the second leading rusher in pro football history, trailing only Walter Payton. **DECEMBER 17** — The Broncos close out the season with a 21-10 win over New England and a disappointing 8-8 record, marking the end of Denver's two-year reign as AFC champions. QB John Elway concludes the season with 3,309 yards passing and 234 rushing to become the first player in football history to have four consecutive years with over 3,000 passing yards combined with over 200 rushing yards. Dorsett finishes the year second to Payton among football's all-time rushing leaders with 12,739 yards.



## HISTORICAL HIGHLIGHTS, CONT.

## 1989

**JANUARY 29** — P Mike Horan is the Broncos' lone representative in the AFC-NFC Pro Bowl game. **APRIL** — The Broncos conclude season ticket renewals and waiting list additions for 1989, virtually assuring the team of its 20th consecutive sellout campaign at Mile High Stadium. **NOVEMBER 26** — The Broncos clinch their third AFC West title in four seasons after a 41-14 victory at home against Seattle. **DECEMBER 16** — Denver wraps up home field advantage for the AFC Playoffs with 37-0 win at Phoenix.

## 1990

**JANUARY 7** — The Broncos advance to the AFC Championship Game with a come-from-behind 24-23 win over Pittsburgh. **JANUARY 14** — The Broncos become the only AFC team to win three conference titles in the 1980s with a 37-21 victory over Cleveland in the AFC Championship Game. **JANUARY 28** — Denver loses 55-10 to San Francisco in Super Bowl XXIV in the New Orleans Superdome. **FEBRUARY 4** — Three players represent the Broncos in the Pro Bowl; K David Treadwell, NT Greg Kragen, and S Dennis Smith. LB Karl Mecklenburg was selected to start in the game but could not participate because of a knee injury suffered in the Super Bowl. **FEBRUARY 26** — The National Football League announces that the Broncos will face Seattle in an Aug. 4 preseason game in Tokyo, Japan. **MARCH 5** — The Paul D. Bowlen Memorial Broncos Centre opens in southeast Denver, housing all of the team's office and training facilities. **AUGUST 5** — The Broncos defeat the Seattle Seahawks by a score of 10-7 in American Bowl '90, played before a sellout audience in the Tokyo Dome in Tokyo, Japan. The game marks Denver's second appearance in an international game, having played the Los Angeles Rams in London in a 1987 American Bowl contest. **NOVEMBER 22** — The Broncos drop a 40-27 game to the Detroit Lions in the Lions' annual Thanksgiving Day contest, marking Denver's fifth appearance in a Thanksgiving Day game, including four in Detroit and one in Denver (a 46-45 loss to the New York Titans in 1962). **DECEMBER 30** — Running back Bobby Humphrey finishes the season with 1,202 rushing yards, becoming one of just 10 backs to rush for over 1,000 yards in each of their first two NFL seasons. Mike Horan leads the entire NFL in punting (44.4) and in net punting average (38.9). The Broncos also boast the NFL's kickoff return leader in Kevin Clark who posts a 25.3 average.

## 1991

**FEBRUARY 3** — Safeties Steve Atwater and Dennis Smith, along with running back Bobby Humphrey, appear in the AFC-NFC Pro Bowl game in Honolulu, Hawaii. It is the first appearance each for Atwater and Humphrey. **JULY 27** — The Broncos lose 14-3 to Detroit in the Hall of Fame Game played in Canton, Ohio. Former Broncos assistant coach Stan Jones is inducted into the Hall. **SEPTEMBER 1** — Denver records its biggest opening day win ever with a 45-14 pounding of Cincinnati. **DECEMBER 8** — A 17-7 win at Cleveland clinches a playoff berth for the Broncos. **DECEMBER 22** — Denver closes out the regular season at 12-4 and wins the AFC West title for the fifth time in eight years.

## 1992

**JANUARY 4** — The Broncos overcome a 21-6 deficit to defeat Houston 26-24 in an AFC Divisional Playoff Game. The winning field goal was set up by a drive that began at the Denver two. The Broncos converted two fourth down plays to keep the possession alive. **JANUARY 12** — Despite a sterling effort by Denver's defense, the Broncos fall 10-7 to Buffalo in the AFC Championship Game. The Bills' high-powered offense managed just 213 yards and 12 first downs in the game. **FEBRUARY 2** — Running back Gaston Green, linebacker Karl Mecklenburg, and safeties Steve Atwater and Dennis Smith represent the Broncos in the Pro Bowl. **MARCH** — The Broncos conclude season ticket renewals and waiting list additions for 1992, virtually assuring the franchise of its 23rd consecutive sellout season. Denver is also named a participant in America Bowl '92, to be played in Berlin. **AUGUST 15** — The Broncos lose to the Miami Dolphins, 31-27, in American Bowl '92 in Berlin's Olympic Stadium. **DECEMBER 28** — Denver Broncos President Pat Bowlen announces that the franchise will not renew the contract of Dan Reeves, thus creating a coaching vacancy in Denver for the first time since 1981. Reeves ends his Denver career with a record of 116-78-1.

## 1993

**JANUARY 25** — Wade Phillips is hired as the 10th head coach in Bronco history, signing a three-year contract as head coach after four seasons as the Broncos' defensive coordinator. **MAY** — The Broncos conclude their season ticket sales, guaranteeing the 24th straight sellout campaign at Mile High Stadium. **DECEMBER** — Quarterback John Elway is named AFC Most Valuable Player (UPI, Kansas City 101 Club, Football News) after his best pro season, in which he led the AFC in rating (92.8), attempts (551), completions (348), completion percentage (63.2), touchdowns (25), and yards (4,030).

## 1994

**JANUARY 9** — The Broncos return to the playoffs as a Wild Card team, dropping a 42-24 first round game to the Los Angeles Raiders at the Los Angeles Memorial Coliseum. The wild card playoff game marked Denver's ninth nationally televised game

of the 1993 season, bringing the Broncos' eight-year total (1986-93) to 84 national television dates. **FEBRUARY 6** — The Broncos are represented in the AFC-NFC Pro Bowl game by quarterback John Elway, tight end Shannon Sharpe, linebacker Karl Mecklenburg, and safeties Steve Atwater and Dennis Smith. **MARCH** — The Broncos and Raiders are named to oppose each other in an American Bowl '94 Game in Barcelona. The Broncos thus join San Francisco as the only two teams to have been asked to represent the NFL in London, Tokyo, Berlin, and Barcelona. **MAY** — The Broncos conclude season ticket renewals and waiting list additions for 1994, leading to an anticipated 25th consecutive season of sellouts at Mile High Stadium. ■

## 1995

**JANUARY 31** — Mike Shanahan is hired as the 11th head coach in Bronco history. Shanahan, a Denver assistant coach from 1984-87 and 1989-91, signed a seven-year contract as head coach after spending the previous three years in San Francisco where he served as offensive coordinator. **FEBRUARY 5** — The Broncos are represented in the annual AFC-NFC Pro Bowl by safety Steve Atwater, quarterback John Elway and offensive tackle Gary Zimmerman. Tight end Shannon Sharpe was also selected but did not play. **MARCH** — The Broncos are selected to face San Francisco in an American Bowl '95 Game in Tokyo, joining the 49ers and Dallas as the only NFL teams to participate in five American Bowl games. **AUGUST 5** — The Broncos defeat San Francisco 24-10 in the American Bowl in Tokyo, Japan. **NOVEMBER 5** — John Elway passes for 256 yards in a 38-6 Broncos home win over Arizona to surpass the 40,000-yard passing plateau, just the seventh player in pro football history to accomplish that feat. **NOVEMBER 19** — KOA play-by-play announcer Larry Zimmer calls his 500th Broncos game as a member of the KOA broadcast team, as Denver defeats San Diego 30-27. **DECEMBER 10** — Broncos running back/kick returner Glyn Milburn tallies an NFL-record 404 all-purpose yards in a 31-27 loss to Seattle at Mile High Stadium. He surpassed Billy Cannon's previous record of 373 yards, set 35 years prior to the day (12/10/61). Milburn racked up 131 rushing yards, 45 receiving yards, 133 yards on kickoff returns and 95 yards on punt returns. **DECEMBER 24** — The Broncos close the season with a 31-28 win at Oakland, and establish franchise single-season records in seven different offensive categories: points scored (388), total yards (6,040), avg. gain per play (5.70), avg. gain per rush (4.53), touchdown passes (27), (tie), passing yards (4,045) and first downs passing (205).

## 1996

**FEBRUARY 4** — Denver is represented in the annual AFC-NFC Pro Bowl in Honolulu by safety Steve Atwater, kicker Jason Elam, running back/kick returner Glyn Milburn, wide receiver Anthony Miller and tight end Shannon Sharpe. Tackle Gary Zimmerman was selected but did not play because of injury. **OCTOBER 20** — Terrell Davis sets a franchise record with 194 rushing yards in a 45-34 win over the Baltimore Ravens. **DECEMBER 1** — The Broncos win the AFC West and clinch home-field advantage for the playoffs with a 34-7 win over Seattle. The win is also Denver's ninth straight, the second-longest streak in franchise history. **DECEMBER 15** — John Elway becomes the winningest quarterback in NFL history with a 24-19 defeat of Oakland, the 126th of his career. The win also secures a perfect 8-0 home record for the season, for just the second time in franchise history. **DECEMBER 22** — Elway becomes just the third player in NFL history to pass for over 45,000 yards in a career. Terrell Davis wins the AFC rushing crown with a franchise-record 1,538 yards, while also posting franchise bests in carries (345), rushing touchdowns (13) and total touchdowns (15). The team ties for the NFL's best record (13-3; tied for best in franchise history) and ranks first in the league in total offense and rushing offense, as well as fourth in total defense, including a No. 1 mark against the run. Franchise records are set for points scored (391), highest average gain per rush (4.5; tie with '95 team), fewest rushing yards allowed (1,331) and fewest rushing first downs allowed (67). **DECEMBER 26** — Terrell Davis is named NFL Offensive Player of the Year by the Associated Press, and joins three other Broncos as first-team All-Pro performers: Shannon Sharpe, Alfred Williams and Gary Zimmerman.

## 1997

**JANUARY 4** — Denver hosts its first playoff game since Jan. 4, 1992 as the Jacksonville Jaguars come to Mile High Stadium for an AFC Divisional Playoff contest. **FEBRUARY 2** — Denver is represented in the annual AFC-NFL Pro Bowl in Honolulu by safety Tyrone Braxton, running back Terrell Davis, defensive tackle Michael Dean Perry, linebacker Bill Romanowski, tight end Shannon Sharpe and defensive end Alfred Williams. Safety Steve Atwater, quarterback John Elway and tackle Gary Zimmerman were selected but did not play in the game because of injury. **FEBRUARY 4** — The Broncos unveil new uniforms featuring the traditional Bronco orange with a navy blue and a new helmet logo that features a powerful, dynamic Bronco. The helmet is blue, with the horse done in white with orange highlights. **MARCH** — The Broncos are selected to face Miami in an American Bowl '97 contest, the first ever to be played in Mexico City, Mexico. The appearance marks the Broncos' sixth in an American Bowl, tying the club with San Francisco for most in the NFL since American Bowl games began being played in 1985.



## MISCELLANEOUS



Left tackle Gary Zimmerman earned his seventh Pro Bowl appearance in 1996, his third as a Bronco. The 11-year veteran was also a consensus first-team All-Pro as he anchored the offensive line for a unit that ranked No. 1 in the NFL.

DENVER BRONCOS  
COMMUNITY RELATIONS

## Denver Broncos In the Community

For the past 38 years the Broncos have committed their resources to making a positive and measurable impact on the quality of life in the Rocky Mountain Region. This mission will for 1997 continue to focus on youth under the umbrella of One Kid at a Time. One Kid at a Time encompasses multiple



denver broncos  
charities fund



A fund of the  
Robert R. McCormick Tribune Foundation

programs that directly impact kids and the quality of their life. Through this and all of the teams' outreach programs, the Broncos hope to make a significant contribution to the community.

The Broncos Charities Fund, a fund of the McCormick Tribune Foundation was established in December 1993. Through the Foundation the Broncos are able to raise and give away money to qualified non-profit organizations throughout the state of Colorado. Since its inception of the Broncos Charities Fund has granted 3.8 million dollars back into the Denver community and the state. In 1996, the Fund gave away over 2.1 million dollars to organizations such as Colorado Coalition for the Homeless, Family Homestead, Five Points Media Center, Mile High Child Care, Big

Brother and Big Sisters of Northern Colorado and Volunteers of America to name a few. The mission of the Broncos Charities Fund is to fund programs that help youth at-risk, education, the hungry and homeless and mentally or physically challenged individuals.

The Broncos Charities Fund will also continue to partner with various non-profit organizations on fund-raising events such as the Wells Fargo Bank Cup in Winter Park, the Special Olympics Hall of Fame Gala, the Sack 'Em Project for Flight for Life, and the "Light the House" Campaign with the Ronald McDonald House. In addition, the Fund will continue with its own fund raising events which include the Mike Shanahan Golf Classic, the Alumni Reunion Weekend and the Broncos Wives Food Drive.

The Broncos plan to continue their long-standing programs that impact kids as well as introduce new ones in 1997. Some of the programs that the Broncos have supported for a number of years include: The Colorado Children's Campaign Doll Project, Thunder's Christmas Party for underprivileged children, the Score for Scholars college scholarships and mini-camps for disadvantaged youth. A new Broncos community program this year was the Let Us Play! Sports Camp for Girls. This three-day camp was hosted by the Broncos to show young girls from socially and economically disadvantaged environments the benefits associated with playing sports. The participants learned that athletics can significantly change their lives and at the same time the importance of education and self-esteem was highlighted. Also new for this year the Broncos teamed-up with NIKE to bring to Denver the first Broncos Bunch Kids Club P.L.A.Y. Day. This all-day event let kids sharpen their football skills on a range of interactives. Broncos Bunch President and Broncos Youth Coordinator Steve Sewell lead the day's activities with the help of other current players, including first-round draft pick Trevor Pryce, and Broncos alumni and coaches.

The Denver Broncos Football Club .... More Than Football.



## THE DENVER BRONCOS CHEERLEADERS

Now in their fifth year, the Denver Broncos Cheerleaders are one of the newest squads in the National Football League, especially for an NFL franchise that is in its 38th year. The Broncos brought cheerleading back in 1993 after a 17-year absence and are proud of the work the squad does both on the field and in the community.

The Broncos Cheerleaders are chosen through auditions held each spring. This year, over 250 women tried out for the 26 available positions on the team. Auditions focus primarily on dance ability. However, appearance and personal attributes are also contributing factors.

Known for their distinctive Western uniforms, the Cheerleaders wear long leather chaps and jackets in the fall months, ski-wear for cold games and a more traditional cheerleading short leather skirt and vest in the summer months. The three uniform changes gives them flexibility with the ever-changing Colorado weather.

Each member of the Broncos Cheerleaders has an average of 14 years or more of dance experience. In addition, the team is comprised of athletes, students, mothers and businesswomen. For example, on this year's team there are five mothers, a law student, a CPA, a pilot and three women with master's degrees.

The Denver Broncos Cheerleaders are active in the Denver community, donating their time for appearances on behalf of a variety of non-profit organizations, including the Broncos Charities Fund. During the off-season the Cheerleaders spend many hours at an assortment of different promotions. In 1997 the Broncos Cheerleaders will have a calendar, poster and other merchandise for sale.

For more information on the Cheerleaders call (303) 649-0553, or look up their page on the official Denver Broncos website at [www.DenverBroncos.com](http://www.DenverBroncos.com).



**Neely Hunt**  
Director



**Shelly True**  
Dance Coordinator



## THUNDER — THE DENVER BRONCOS MASCOT

When the Denver Broncos take the field at Mile High Stadium, Thunder, the team's mascot, with rider Angela Moore, leads the charge.

Although Thunder's registered name is JB Kobask, he was given the "stage name" Thunder for his mascot duties. Thunder made his Mile High Stadium debut September 12, 1993 for the Broncos' victory over the San Diego Chargers.

The 14-year old, pure-bred Arabian stallion, provided by Magness Arabians of Fort Lupton, Colo., is in his fourth season with the Denver Broncos Football Club in 1997. In his first three seasons, Thunder has delighted the crowds and been a big hit with the children. He has also started a new tradition with the Broncos, holding an annual Christmas party for underprivileged kids of the Denver area.

"We are avid Bronco fans and felt that an Arabian stallion would be an appropriate mascot. We are thrilled to have this chance to show the general public that Arabians are athletic, intelligent and friendly animals," says Sharon Magness, administrator of Magness Arabians.

Thunder lives on the 350-acre ranch that serves as the training, showing, breeding and marketing center of Magness Arabians. Sharon Magness also owns and operates a ranch bearing the same name in Santa Ynez, Calif., which she ran jointly with her husband Bob until his death this past year. The Denver Broncos family mourns the passing of a good friend, but is proud to continue the close relationship it has had with the Magness family over the years.

One constant in the switch from the pasture to the playing field is Thunder's rider, Angela Moore. Moore, the other half of the Denver Broncos mascot tandem, has been showing horses and competing in barrel racing most of her life. As assistant manager of Magness Arabians, Moore trains, assists with veterinary care and grooms the horses.

The 31-year old Fort Lupton resident's love of animals does not stop at horses. Moore has a B.S. degree in equine science with a second major in zoology from Colorado State University. Her goal is to go back to school and receive her master's degree and doctorate in zoology to begin field research in feline physiology.

Neither Thunder nor Moore is shy in front of crowds. Thunder is a champion show horse whose wins include the Hunter Pleasure Champion of the Wyoming Arabian Horse Association Show in 1993,



*Thunder — with rider Angela Moore — made his debut as the Broncos' mascot in 1994 and was an instant hit with fans in Mile High Stadium.*

Reserve Champion of the Pure Breed Western Pleasure at the Colorado State Fair in 1989 and first place in Pure Breed Western Pleasure at the Rocky Mountain Arabian Horse Show in 1989. Moore's honors include the Scottsdale top-10 for Hunter Pleasure and three-time Colorado Hunter Futurity.

Thunder is trained by Tom Hudson, manager/trainer of Magness Arabians and accomplished equestrian. Hudson shows horses in the top Arabian horse shows around the country, although not with Thunder — he has been taken off the horse-show circuit for his career in football.



## CHAMPIONSHIP SCORES

## AFL-AFC TITLE GAMES

1996	New England 20, Jacksonville 6
1995	Pittsburgh 20, Indianapolis 16
1994	San Diego 17, Pittsburgh 13
1993	Buffalo 30, Kansas City 13
1992	Buffalo 29, Miami 10
1991	Buffalo 10, Denver 7
1990	Buffalo 51, L.A. Raiders 3
1989	Denver 37, Cleveland 21
1988	Cincinnati 21, Buffalo 10
1987	Denver 38, Cleveland 33
1986	Denver 23, Cleveland 20 (OT)
1985	New England 31, Miami 14
1984	Miami 45, Pittsburgh 28
1983	L.A. Raiders 30, Seattle 14
1982	Miami 14, New York Jets 0
1981	Cincinnati 27, San Diego 7
1980	Oakland 34, San Diego 27
1979	Pittsburgh 27, Houston 13
1978	Pittsburgh 34, Houston 5
1977	Denver 20, Oakland 17
1976	Oakland 24, Pittsburgh 7
1975	Pittsburgh 16, Oakland 10
1974	Pittsburgh 24, Oakland 13
1973	Miami 27, Oakland 10
1972	Miami 21, Pittsburgh 17
1971	Miami 21, Baltimore 0
1970	Baltimore 27, Oakland 17
1969	Kansas City 17, Oakland 7
1968	New York Jets 27, Oakland 23
1967	Oakland 40, Houston 7
1966	Kansas City 31, Buffalo 7
1965	Buffalo 23, San Diego 0
1964	Buffalo 20, San Diego 7
1963	San Diego 51, Boston 10
1962	Dallas 20, Houston 17 (OT)
1961	Houston 10, San Diego 3
1960	Houston 24, Los Angeles 16

## NFL-NFC TITLE GAMES

1996	Green Bay 30, Carolina 13
1995	Dallas 38, Green Bay 27
1994	San Francisco 38, Dallas 28
1993	Dallas 38, San Francisco 21
1992	Dallas 30, San Francisco 20
1991	Washington 41, Detroit 10
1990	N.Y. Giants 15, San Francisco 13
1989	San Francisco 30, Los Angeles 3
1988	San Francisco 28, Chicago 3
1987	Washington, 17, Minnesota 10
1986	New York Giants 17, Washington 0
1985	Chicago 24, Los Angeles Rams 0
1984	San Francisco 23, Chicago 0
1983	Washington 24, San Francisco 17
1982	Washington 34, Dallas 17
1981	San Francisco 28, Dallas 27
1980	Philadelphia 20, Dallas 7
1979	Los Angeles 9, Tampa Bay 0
1978	Dallas 28, Los Angeles 0
1977	Dallas 23, Minnesota 6
1976	Minnesota 24, Los Angeles 13
1975	Dallas 37, Los Angeles 7
1974	Minnesota 14, Los Angeles 10
1973	Minnesota 27, Dallas 10
1972	Washington 26, Dallas 3
1971	Dallas 14, San Francisco 3
1970	Dallas 17, San Francisco 10
1969	Minnesota 27, Cleveland 7
1968	Baltimore 34, Cleveland 0
1967	Green Bay 21, Dallas 17
1966	Green Bay 34, Dallas 27
1965	Green Bay 23, Cleveland 12
1964	Cleveland 27, Baltimore 0
1963	Chicago 14, New York Giants 10
1962	Green Bay 16, New York Giants 7
1961	Green Bay 37, New York Giants 0
1960	Philadelphia 17, Green Bay 13
1959	Baltimore 31, New York Giants 16
1958	Baltimore 23, New York Giants 17 (OT)
1957	Detroit 59, Cleveland 14
1956	New York Giants 47, Chicago 7
1955	Cleveland 38, Los Angeles 14
1954	Cleveland 56, Detroit 10
1953	Detroit 17, Cleveland 16
1952	Detroit 17, Cleveland 7
1951	Los Angeles 24, Cleveland 17
1950	Cleveland 30, Los Angeles 28
1949	Philadelphia 14, Los Angeles 0
1948	Philadelphia 7, Chicago Cardinals 0
1947	Chicago Cardinals 28, Philadelphia 21
1946	Chicago Bears 24, New York Giants 14
1945	Cleveland Rams 15, Washington 14
1944	Green Bay 14, New York Giants 7
1943	Chicago Bears 41, Washington 21
1942	Washington 14, Chicago Bears 6
1941	Chicago Bears 37, New York Giants 9
1940	Chicago Bears 73, Washington 0
1939	Green Bay 27, New York Giants 0
1938	New York Giants 23, Green Bay 17
1937	Washington 28, Chicago Bears 21
1936	Green Bay 21, Boston Redskins 6
1935	Detroit Lions 26, New York Giants 7
1934	N.Y. Giants 30, Chicago Bears 13
1933	Chicago Bears 23, N.Y. Giants 21



## SUPER BOWL RESULTS

1996	Green Bay 35, New England 21 at New Orleans
1995	Dallas 27, Pittsburgh 17 at Tempe, Ariz.
1994	San Francisco 49, San Diego 26 at Miami
1993	Dallas 30, Buffalo 13 at Atlanta
1992	Dallas 52, Buffalo 17 at Pasadena
1991	Washington 37, Buffalo 24 at Minneapolis
1990	New York Giants 20, Buffalo 19 at Tampa
1989	San Francisco 55, Denver 10 at New Orleans
1988	San Francisco 20, Cincinnati 16 at Miami
1987	Washington 42, Denver 10 at San Diego
1986	New York Giants 39, Denver 20 at Pasadena
1985	Chicago 46, New England 10 at New Orleans
1984	San Francisco 38, Miami 16 at Palo Alto, Calif.
1983	Los Angeles Raiders 38, Washington 9 at Tampa
1982	Washington 27, Miami 17 at Pasadena
1981	San Francisco 26, Cincinnati 21 at Detroit
1980	Oakland 27, Philadelphia 10 at New Orleans
1979	Pittsburgh 31, Los Angeles 19 at Pasadena
1978	Pittsburgh 35, Dallas 31 at Miami
1977	Dallas 27, Denver 10 at New Orleans
1976	Oakland 32, Minnesota 14 at Pasadena
1975	Pittsburgh 21, Dallas 17 at Miami
1974	Pittsburgh 16, Minnesota 6 at New Orleans
1973	Miami 24, Minnesota 7 at Houston
1972	Miami 14, Washington 7 at Los Angeles
1971	Dallas 24, Miami 3 at New Orleans
1970	Baltimore 16, Dallas 13 at Miami
1969	Kansas City 23, Minnesota 7 at New Orleans
1968	New York Jets 16, Baltimore 7 at Miami
1967	Green Bay 33, Oakland 14 at Miami
1966	Green Bay 35, Kansas City 10 at Los Angeles

## FUTURE SUPER BOWLS

Super Bowl XXXII	January 25, 1998	Qualcomm Stadium, San Diego, Calif.
Super Bowl XXXIII	January 31, 1999	Pro Player Park, Miami, Fla.
Super Bowl XXXIV	January 30, 2000	Georgia Dome, Atlanta, Ga.
Super Bowl XXXV	January 28, 2001	Tampa, Fla.



## MILE HIGH STADIUM

Mile High Stadium, home of the Denver Broncos, has been filled for every regular season game since and including the 1970 season, with the exception of two replacement games played during the 1987 player's strike (both games were sold out before the strike). The Broncos have sold out 203 consecutive non-strike regular season games, and with postseason contests the total reaches 213 over the 27-year period.

Expansion of the stadium, begun in 1975, was completed for the 1977 season to give the Broncos the seventh-largest home facility in the league (capacity 76,078).

Denver voters passed a \$25 million bond issue in 1974 to expand and improve the stadium from its capacity of 51,706 to 75,100. The stadium held 63,532 for the 1976 season, halfway through the project.

Bringing the stadium capacity to its present 76,273 in 1986 was the construction of the Penthouse Suites atop the west stands. There are 60 luxury suites that seat 14, 16 or 24 fans each, accessed by private elevators and fully serviced for every Bronco home game.

Making Mile High Stadium unique, however, is its movable east stands. The east stands move in a single section which, when fully extended, forms a horseshoe configuration for football. When the section is retracted, the stadium is in position for baseball.

The dynamics involved in the move are fascinating. First, bear in mind that the east stands section is a three-tiered structure, 535 feet long, 135 feet tall and 200 feet deep, weighing nearly nine million pounds. Second, the stands must be moved a distance of 145 feet.

How is it done? The answer, says DMJM-Phillips-Reister, the engineering-architectural firm in charge of the project, is water.

More than 90,000 square feet of runways serve as the operating surfaces over which the stands will move. Water is pumped onto the runways and form a .003 inch sheet upon which the stands rest. Hydraulic rams then push the stands forward at the rate of three feet per minute, making the move last somewhere around two hours.

Originally called Bears Stadium, the facility was built in 1948 for the Denver Bears of baseball's old Western League, with long range plans to utilize it for football as well. When Denver became a charter member of the American Football League in 1959, the south stands (8,100 seats) and portable east stands (9,616 seats) were added to give a capacity of 34,657 for football.

After Denver voters turned down a stadium bond issue to build an all-purpose metropolitan stadium in 1967, a non-profit group began a fund-raising drive with the goal of purchasing the stadium for the city.

In February of 1968, the group bought the stadium from Rocky Mountain Empire Sports for \$1.8 million and presented it to the city of Denver. A 16,000-seat upper deck was immediately constructed over the west stands, raising the capacity to over 50,000 for the 1968 season. In December of 1968, the stadium was renamed Denver Mile High Stadium.



## BRONCOS' RADIO NETWORK

For the 28th consecutive season, Denver's 50,000-watt station KOA (850) serves as the flagship station for the Denver Broncos game broadcast network.

Dave Logan, in his eighth year as a part of the Broncos' broadcast team, moves behind the play-by-play microphone full-time in 1997 after seven years as color commentator for Larry Zimmer. Logan handled the play-by-play for all Broncos road games in 1996, while teaming with Zimmer for the team's home games. A former three-sport star at Wheat Ridge High School and the University of Colorado, Logan played with the Cleveland Browns from 1976-83 and the Broncos in 1984, and has been active in Denver sports radio since leaving the NFL. Logan, who hosts a weekday 3-7 p.m. sports talk show on KOA with Scott Hastings, was named the Colorado SportsCaster of the Year for 1992 and 1993. Among his other endeavors, Logan is head football coach at Arvada (Colo.) West High School, which finished the 1996 season runner-up in the state, and writes a weekly column that appears in the *Denver Post*.

Hastings moves into the Broadcast booth full-time in 1997 as Logan's color commentator. He has handled the color duties for several Broncos broadcasts in recent years and now has the opportunity to hone his skills on an every-game basis. In addition to his co-hosting duties on KOA's Sports Zoo, Hastings appears nightly as a sports anchor on Denver's Channel 2 "Sports Tonight," while also providing analysis and sideline reporting for Fox Sports Rocky Mountain and TNT's coverage of the National Basketball Association. Hastings played 10 years in the NBA, winning a World Championship with the Detroit Pistons in 1990-91.

### DENVER BRONCOS RADIO NETWORK • 1997 AFFILIATE STATIONS

<b>COLORADO</b>					
Alamosa	KALQ	93.5 FM	Chadron	KCSR	610 AM
Aspen	KNFO	106.1 FM	Kearney	KKPR	1460 AM
Colorado Springs	KVOR	1300 AM	Lexington	KRVN	880 AM
Craig	KRAI	550 AM	Lincoln	KMEM	1480 AM
Durango	KRSJ	100.5 FM	North Platte	KOOQ	1410 AM
Fort Collins	KIIX	600 AM	Ogallala	KOGA	99.7 FM
Fort Morgan	KSIR	1010 AM	Scottsbluff	KNEB	960 AM
Frisco	KYSL	83.9 FM	<b>NEW MEXICO</b>		
Glenwood Springs	KMTS	99.1 FM	Albuquerque	KHNT	920 AM
Grand Junction	KEKB	99.9 FM	Farmington	KENN	1390 AM
Greeley	KFKA	1310 AM	Las Cruces	KGRT	570 AM
La Junta	KBZZ	1400 AM	Portales	KSEL	1450 AM
Lamar	KSEC	93.3 FM	<b>SOUTH DAKOTA</b>		
Montrose	KUBC	580 AM	Belle Fourche	KBFS	970 AM
Pueblo	KCSJ	590 AM	Lemmon	KBJM	1400 AM
Raton	KRTN	93.7 FM	Rapid City	KOTA	1380 AM
Rifle	KRGS	810 AM	<b>UTAH</b>		
Salida	KVRH	1340 AM	Blanding	KUTA	790 AM
Salida	KVRH	92.3 FM	Logan	KVNU	610 AM
Steamboat Springs	KBCR	1230 AM	Salt Lake City	KFNZ	1320 AM
Sterling	KNNG	104.7 FM	<b>WYOMING</b>		
<b>IDAHO</b>			Buffalo Springs	KBBS	1450 AM
Caldwell	KCID	1490 AM	Casper	KTWO	1030 AM
Pocatello	KWIK	1240 AM	Cheyenne	KFBC	1240 AM
<b>KANSAS</b>			Cody	KODI	1400 AM
Goodland	KLOE	730 AM	Douglas	KKTY	1470 AM
<b>MONTANA</b>			Gillette	KIML	1270 AM
Billings	KDWG	790 AM	Kemmerer	KMER	950 AM
Bozeman	KMMS	1450 AM	Lander	KOVE	1330 AM
Forsyth	KIKC	1250 AM	Laramie	KOWB	1290 AM
Glendive	KXGN	1400 AM	Newcastle	KASL	1240 AM
Livingston	KPRK	1340 AM	Riverton	KVOW	1450 AM
Missoula	KYLT	1340 AM	Sheridan	KROE	930 AM
Wolf Point	KVCK	1450 AM	Thermopolis	KTHE	1240 AM
<b>NEBRASKA</b>			Wheatland	KYCN	1340 AM
Alliance	KCOW	1400 AM	World	KWOR	1340 AM

\*Northern Sports Network



Dave Logan



Scott Hastings



## MEDICAL GLOSSARY

**AC Joint** — Acromioclavicular joint; joint of the shoulder where acromion process of the scapula and the distal end of the clavicle meet; most shoulder separations occur at this point.

**Abduct** — Movement of any extremity away from the midline of the body. This action is achieved by an abductor muscle.

**Abrasion** — Any injury which rubs off the surface of the skin.

**Abscess** — An infection which produces pus; can be the result of a blister, callus, penetrating wound or laceration.

**Adduct** — Movement of an extremity toward the midline of the body. This action is achieved by an adductor muscle.

**Adhesion** — Abnormal adherence of collagen fibers to surrounding structures during immobilization following trauma or as a complication of surgery which restricts normal elasticity of the structures involved.

**Aerobic** — Exercise in which energy needed is supplied by oxygen inspired and is required for sustained periods of vigorous exercise with a continually high pulse rate.

**Anabolic Steroids** — Steroids that promote tissue growth by creating protein in an attempt to enhance muscle growth. The main anabolic steroid is testosterone (male sex hormone).

**Anaerobic** — Exercise without use of oxygen as an energy source; short bursts of vigorous exercises.

**Anaphylactic Shock** — Shock that is caused by an allergic reaction.

**Anterior Compartment Syndrome** — Condition in which swelling within the anterior compartment of the lower leg jeopardizes the viability of muscles, nerves and arteries that serve the foot. In severe cases, emergency surgery is necessary to relieve the swelling and pressure.

**Anterior Cruciate Ligament (ACL)** — A primary stabilizing ligament within the center of the knee joint that prevents hyperextension and excessive rotation of the joint. A complete tear of the ACL necessitating reconstruction could require up to 12 months of rehabilitation.

**Anterior Talofibular Ligament** — A ligament of the ankle that connects the fibula (lateral ankle bone) to the talus. This ligament is oft times subject to sprain.

**Anti-Inflammatory** — Any agent which prevents inflammation, such as aspirin or ibuprofen.

**Anterogram** — A film demonstrating arteries after injection of a dye.

**Arthrogram** — X-ray technique for joints using air and/or dye injected into the affected area; useful in diagnosing meniscus tears of the knee and rotator cuff tears of the shoulder.

**Arthroscope** — An instrument used to visualize the interior of a joint cavity.

**Arthroscopy** — A surgical examination of the internal structures of a joint by means for viewing through an arthroscope. An arthroscopic procedure can be used to remove or repair damaged tissue or as a diagnostic procedure in order to inspect the extent of any damage or confirm a diagnosis.

**Aspiration** — The withdrawal of fluid from a body cavity by means of a suction or siphonage apparatus, such as a syringe.

**Atrophy** — To shrivel or shrink from disuse, as in muscular atrophy. Avascular Necrosis — Death of a part due to lack of circulation. Avulsion — The tearing away, forcibly, of a part or structure.

**Baker's Cyst** — Localized swelling of a bursa sac in the posterior knee as a result of fluid that has escaped from the knee capsule. A Baker's cyst indicates that there is a trauma inside the knee joint that leads to excessive fluid production.

**Bone Scan** — An imaging procedure in which a radioactive-labeled substance is injected into the body to determine the status of a bony injury. If the radioactive substance is taken up the bone at the injury site, the injury will show as a "hot spot" on the scan image. The bone scan is particularly useful in the diagnosis of stress fractures.

**Brachial Plexus** — Network of nerves originating from the cervical vertebrae and running down to the shoulder, arm, hand, and fingers.

**Bruise** — A discoloration of the skin due to an extravasation of blood into the underlying tissues.

**Bursa** — A fluid-filled sac that is located in areas where friction is likely to occur, then minimizes the friction; for example between a tendon and bone.

**Capsule** — An enclosing structure which surrounds the joint and contains ligaments which stabilize that joint.

**Cartilage** — Smooth, slippery substance preventing two ends of bones from rubbing together and grating.



**CAT Scan** — Use of a computer to produce a cross sectional view of the anatomical part being investigated from X-ray data.

**Cellulitis** — Inflammation of cellular or connective tissue.

**Cervical Vertebrae** — Group of seven vertebrae located in the neck.

**Charley Horse** — A contusion or bruise to any muscle resulting in intra-muscular bleeding. No other injury should be called a charley horse.

**Colles' Fracture** — A fracture of the distal end of the radius with the lower end being displaced backward.

**Concentric Muscle Contraction** — A shortening of the muscle as it develops tension and contracts to move a resistance.

**Concussion** — Jarring injury of the brain resulting in dysfunction. It can be graded as mild, moderate or severe depending on loss of consciousness, amnesia and loss of equilibrium.

**Contusion** — An injury to a muscle and tissues caused by a blow from a blunt object.

**Cortical Steroids** — Used to suppress joint inflammation. Costochondral — Cartilage that separates the bones within the rib cage. Cryokinetics — Treatment with cold and movement.

**Cryotherapy** — A treatment with the use of cold. Cyst — Abnormal sac containing liquid or semi-solid matter.

**Degenerative Joint Disease** — Changes in the joint surface as a result of repetitive trauma.

**Deltoid Ligament** — Ligament that connects the tibia to bones of the medial aspect of the foot and is primarily responsible for stability of the ankle on the medial side. Is sprained less frequently than other ankle ligaments.

**Deltoid Muscle** — Muscles at top of the arm, just below the shoulder, responsible for shoulder motions to the front, side and back.

**Disc, Intervertebral** — A flat, rounded plate between each vertebrae of the spine. The disc consists of a thick fiber ring which surrounds a soft gel-like interior. It functions as a cushion and shock absorber for the spinal column.

**Disc, Intervertebral** — A flat, rounded plate between each vertebrae of the spine. This disc consists of a thick fiber ring which surrounds a soft gel-like interior. It functions as a cushion and shock absorber for the spinal column.

**Dislocation** — Complete displacement of joint surfaces.

**Eccentric Muscle Contraction** — An overall lengthening of the muscles as it develops tension and contracts to control motion performed by an outside force; oft times referred to a "negative" contraction in weight training.

**Eccymosis** — Bleeding into the surface tissue below the skin, resulting in a "black and blue" effect.

**Edema** — Accumulation of fluid in organs and tissues of the body; swelling.

**Effusion** — Accumulation of fluid, in various spaces in the body, or the knee itself. Commonly, the knee has an effusion after an injury.

**Electrical Galvanic Stimulation (EGS)** — An electrical therapeutic modality that sends a current to the body at select voltages and frequencies in order to stimulate pain receptors, disperse edema, or neutralize muscle spasms among other functional applications.

**Electromyogram (EMG)** — Test to determine nerve function. Epicondylitis — Inflammation in the elbow due to overuse.

**Ethyl Chloride** — "Cold spray," a chemical coolant sprayed onto an injury site to produce a local, mild anesthesia.

**Fat Percentage** — The amount of body weight that is adipose, fat tissue. Fat percentages can be calculated by underwater weighing, measuring select skinfold thickness, or by analyzing electrical impedance.

**Femur** Thigh bone; longest bone in the body.

**Fibula** — Smaller of the two bones in the lower leg; runs from knee to the ankle along the outside of the lower leg.

**Flexibility** — The ability of muscle to relax and yield to stretch forces.

**Flexibility Exercise** — General term used to describe exercise performed by a player to passively or actively elongate soft tissue without the assistance of an athletic trainer.

**Fracture** — Breach of continuity of a bone. Types of fractures include simple, compound, comminuted, greenstick incomplete, impacted, longitudinal, oblique, stress, or transverse.

**Gamekeeper's Thumb** — Tear of the ulnar collateral ligament of the metacarpophalangeal joint of the thumb.

**Glycogen** — Form in which foods are stored in the body as energy.

**Grade One Injury** — A mild injury in which ligament, tendon, or other musculoskeletal tissue may have been stretched or contused, but not torn or otherwise disrupted.



## MEDICAL GLOSSARY, CONT.

**Grade Two Injury** — A moderate injury when musculoskeletal tissue has been partially, but not totally, torn which causes appreciable limitation in function of the injured tissue.

**Grade Three Injury** — A severe injury in which tissue has been significantly, and in some cases totally, torn or otherwise disrupted causing a virtual total loss of function.

**Hamstring** — Category of muscle that runs from the buttocks to the knee along the back of the thigh. It functions to flex the knee, and is oft times injured as a result of improper conditioning or lack of muscle flexibility.

**Heat Cramps** — Painful muscle spasms of the arms or legs caused by excessive body heat and depletion of fluids and electrolytes.

**Heat Exhaustion** — Mild form of shock due to dehydration because of excessive sweating when exposed to heat and humidity.

**Heat Stroke** — Condition of rapidly rising internal body temperature that overwhelms the body's mechanisms for release of heat and could result in death if not cared for appropriately.

**Heel Cup** — Orthotic device that is inserted into the shoe and worn under the heel to give support to the Achilles tendon and help absorb impacts at the heel.

**Hematoma** — Tumor-like mass produced by an accumulation of coagulated blood in a cavity.

**Hot Pack** — Chemical pack that rests in water, approximately 160 degrees, and retains its heat for 15-20 minutes when placed in a towel for general therapeutic application.

**Humerus** — Bone of the upper arm that runs from the shoulder to the elbow.

**Hydrotherapy** — Treatment using water.

**Hyperextension** — Extreme extension of a limb or body part

**Iliotibial Band** — A thick, wide fascial layer that runs from the iliac crest to the knee joint and is occasionally inflamed as a result of excessive running.

**Inflammation** — The body's natural response to injury in which the injury site might display various degrees of pain, sweating, heat, redness, and/or loss of function.

**Internal Rotation** — Rotation of a joint or extremity medially, to the inside.

**Lesion** — Wound, injury or tumor.

**Ligament** — Band of fibrous tissue that connects bone to bone or bone to cartilage and supports and strengthens joints.

**Lumbar Vertebrae** — Five vertebrae of the lower back that articulate with the sacrum to form the lumbosacral joint

**Magnetic Resonance Imaging (MRI)** — Imaging procedure in which a radio frequency pulse causes certain electrical elements of the injured tissue to react to this pulse and through this process a computer display and permanent film establish a visual image. MRI does not require radiation and is very useful in the diagnosis of soft tissue, disc, and meniscus injuries.

**Meniscectomy** — An intra-articular surgical procedure of the knee by which all or part of the damaged meniscus is removed.

**Meniscus** — Crescent shaped cartilage, usually pertaining to the knee joint; also known as "cartilage." There are two menisci in the knee, medial and lateral. These work to absorb weight within the knee and provide stability.

**Metacarpals** — Five long bones of the hand, running from the wrist to the fingers.

**Metatarsals** — Five long bones of the foot, running from the ankle to the toes.

**Myositis** — Inflammation of a muscle. Necrotic — Relating to death of a portion of tissue.

**Neoprene** — Lightweight rubber used in joint and muscle sleeves designed to provide support and/or insulation and heat retention to the area

**Neuritis** — Inflammation of a nerve.

**Orthotic** — Any device applied to or around the body in the care of physical impairment or disability, commonly used to control foot mechanics.

**Parasthesia** — Sensation of numbness or tingling, indicating nerve irritation.

**Patella** — The kneecap. The patella functions to protect the distal end of the femur as well as increase the mechanical advantage and force generating capacities of the quadriceps muscle group.

**Patella Tendinitis** — Inflammation of the patella ligament; also known as "jumpers knee."

**Patellofemoral Joint** — Articulation of the knee cap and femur. Inflammation of this joint can occur through: 1) acute injury to the patella, 2) overuse from excessive running particularly if there is an associated knee weakness, 3) chronic wear and tear of the knee, 4) as a result of poor foot mechanics. Patellofemoral irritation can lead to chondromalacia, which in its most chronic condition, could require surgery.

**Peroneal Muscles** — Group of muscles of the lateral lower leg that are responsible for evert the knee. Tendons of these three muscles are vital to the stability of the ankle and foot.

**Phalanx** — Any bone of the fingers or toes; plural is phalanges. Phlebitis — Inflammation of a vein.

**Plica** — Fold of tissue in the joint capsule and a common result of knee injury.

**Posterior Cruciate Ligament (PCL)** — A primary stabilizing ligament of the knee that provides significant stability and prevents displacement of the tibia backward within the knee joint. A complete tear of this ligament necessitating reconstruction could require up to 12 months of rehabilitation.

**Quadricep Muscles "Quads"** — A group of four muscles of the front thigh that run from the hip and form a common tendon at the patella; they are responsible for knee extension.

**Radiography** — Taking of X-rays.

**Radius** — Forearm bone on the thumb side.

**Reconstruction** — Surgical rebuilding of a joint using natural, artificial or transplanted materials.

**Referred Pain** — Pain felt in an undamaged area of body away from the actual injury.

**Retraction** — The moving of tissue to expose a part or structure of the body.

**Rotator Cuff** — Comprised of four muscles in the shoulder area that can be irritated by over use. The muscles are the supraspinatus (most commonly injured), infraspinatus, teres minor, and subscapularis.

**Rotator Cuff Impingement Syndrome** — A microtrauma or overuse injury caused by stress, and the four stages are: 1) Tendinitis with temporary thickening of the bursa and rotator cuff; 2) Fiber dissociation in the tendon with permanent thickening of the bursa and scar formation; 3) A partial rotator cuff tear of less than 1 cm.; and 4) A complete tear of 1 cm. or more.

**Sacrum** — Group of five fused vertebrae located just below the lumbar vertebrae of the low back.

**Scapula** — Shoulder blade.

**Sciatica** — Irritation of the sciatic nerve resulting in pain or tingling running down the inside of the leg.

**Sciatic Nerve** — Major nerve that carries impulses for muscular action and sensations between the low back and thigh and lower leg; it is the longest nerve in the body.

**Shin Splint** — A catch-all syndrome describing pain in the shin that is not a fracture or tumor and cannot be defined otherwise.

**Sorbothane** — An energy absorbing polyurethane utilized in some foot orthotics to absorb shock forces of the foot.

**Spasm (Theory)** — Muscle soreness induced by exercise; is the result of reduced muscle blood flow, which results in pain.

**Spleen** — Large, solid organ responsible for the normal production and destruction of blood cells.

**Spondylitis** — Inflammation of one or more vertebrae.

**Spondylolisthesis** — Forward displacement of one vertebrae over another below it due to a developmental defect in the vertebrae.

**Spondylosis** — Abnormal vertebral fixation or immobility.

**Sprain** — Injury resulting from a stretch or twist of the joint and causes various degrees of stretch or tear of a ligament or other soft tissue at the joint.

**Sternum** — The breast bone.

**Steroids** — Any one of a large number of hormone-like substances. See Anabolic steroids and cortical steroids

**Strain** — Injury resulting from a pull or torsion to the muscle or tendon that causes various degrees of stretch or tear to the muscle or tendon tissue —

**Stress Fracture** — A hair-line type of break in a bone caused by overuse.

**Stress X-ray** — A continual X-ray taken when a portion of the body is stressed to its maximum in order to determine joint stability. This is a test utilized in some ankle injuries.

**Stretching** — Any therapeutic maneuver designed to elongate shortened soft tissue structures and thereby increase flexibility.

**Subluxation** — Partial dislocation of a joint. The term usually implies that the joint can return to its normal position without formal reduction.

**Talus** — The ankle bone that articulates with the tibia and fibula to form the ankle joint.

**Target Heart Rate** — A pre-determined pulse to be obtained during exercise when circulation is working at full efficient capacities.

**Tarsals** — Group of seven bones of the foot consisting of the calcaneus, talus, cuboid and three cuneiform bones.





## MEDICAL GLOSSARY, CONT.

**Temporomandibular Joint (TMJ)** — The articulation of the jaw and skull; considered by some to be vital in resolution of injuries throughout the body.

**Tendinitis** — Inflammation of the tendon and/or tendon sheath, caused by chronic overuse or sudden injury.

**Tendon** — Tissue that connects muscle to bone. Tennis Elbow — General term for lateral elbow pain.

Tennis Elbow — General term for lateral elbow pain.

**Thoracic** — Group of twelve vertebrae located in the thorax and articulate with the twelve ribs.

**Thoracic Outlet Compression Syndrome** — A neuro-vascular disorder of the upper extremity common in throwing.

**Tibia** — Larger of the two bones of the lower leg and is the weight-bearing bone of the shin.

**Tomograph** — A special type of X-ray apparatus that demonstrates an organ or tissue at a particular depth.

**Trachea** — The windpipe.

**Transcutaneous Electrical Nerve Stimulator (TENS)** — An electrical modality that sends a mild current through pads at the injury site which stimulates the brain to release the natural analgesic, endorphin.

**Transverse Process** — Small lateral projection off the right side and left side of each vertebrae that functions as an attachment site for muscles and ligaments of the spine.

**Trapezius** — Flat triangular muscle covering the posterior surface of the neck and shoulder.

**Triceps** — Muscle of the back of the upper arm, primarily responsible for extending the elbow.

**Ulna** — Forearm bone that runs from the tip of the elbow to the little finger side of the wrist.

**Ulnar Nerve** — Nerve in elbow commonly irritated from excessive throwing.

**Ultrasound** — An electrical modality that transmits a sound wave through an applicator into the skin to the soft tissue in order to heat the local area for relaxing the injured tissue and/or disperse edema.

**Valgus** — Angulation outward and away from the midline of the body.

**Varus** — Angulation inward and toward the midline of the body.

**Vasoconstriction** — Decrease of local blood flow.

**Vasodilation** — Increase of local blood flow.

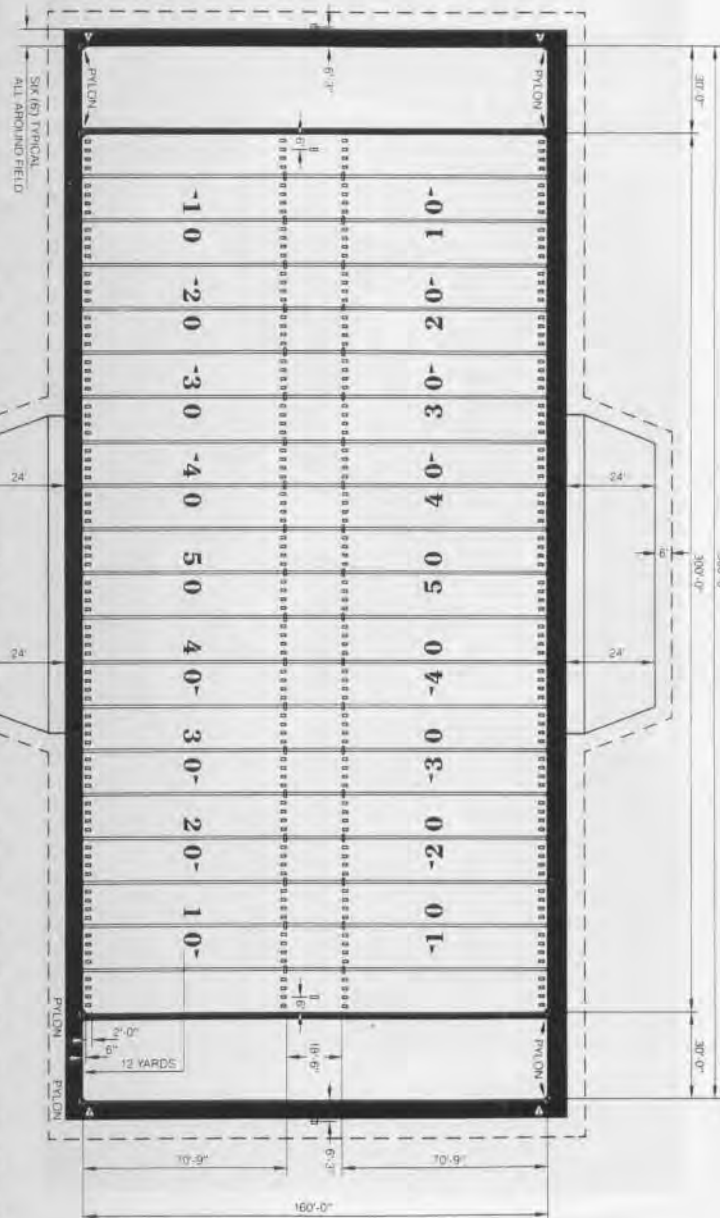
**"Wind Knocked Out"** — Syndrome describing a contraction of the abdominal nerve trunk, the solar plexus, as a result of an abdominal contusion.

**Wrist** — The junction between the two forearm bones (radius and ulna) and the eight wrist bones (trapezium, capitate, hamate, pisiform, triquetrum, lunate and scaphoid).

**Zygoma** — The cheekbone.



## PLAN OF THE PLAYING FIELD



# THE 1997 SEASON



*Tight end Shannon Sharpe earned his fifth consecutive Pro Bowl invitation in 1996 as he led all NFL tight ends in receptions (80), receiving yardage (1,062) and touchdowns (10). The consensus All-Pro posted career highs in the latter two categories and now stands fourth on the Broncos' all-time receptions list.*

## NFL PLAYER PERSONNEL DATES AND INFORMATION FOR 1997-98

### 1997

- |                                |   |
|--------------------------------|---|
| June 1                         | — Deadline for old clubs to send tender to unsigned <u>unrestricted</u> free agents to receive exclusive negotiating rights for rest of season if player is not signed by another club by July 15.  |
| June 1                         | — Deadline for old clubs to send tender to unsigned <u>restricted</u> free agents or to extend qualifying offer to retain exclusive negotiating rights for rest of season.  |
| June 15                        | — Deadline for old clubs to withdraw original qualifying offer to unsigned restricted agents and still retain exclusive negotiating rights by.  |
| June 22                        | — World Bowl '97, Barcelona, Spain  |
| Mid-July                       | — Training camp opens. Clubs not permitted to open camps before July 5. Veteran players cannot be required to report earlier than 15 days prior to club's first preseason game or July 15, whichever is later.  |
| July 15                        | — Signing period ends at 4 p.m., Eastern Daylight Time, for Unrestricted Free Agents who received June 1 tender.  |
| July 26                        | — Pro Football Hall of Fame Game, Canton, Ohio: Minnesota Vikings vs. Seattle Seahawks.   |
| July 27                        | — American Bowl, Dublin, Ireland: Chicago Bears vs. Pittsburgh Steelers.  |
| July 31,<br>Aug. 1-4<br>Aug. 4 | — First full preseason weekend.   |
|                                | — American Bowl, Mexico City, Mexico: Denver Broncos vs. Miami Dolphins.  |
| Aug. 16                        | — American Bowl, Toronto, Canada: Buffalo Bills vs. Green Bay Packers.  |
| Aug. 19                        | — Roster cutdown to maximum of 60 players.  |
| Aug. 24                        | — Roster cutdown to maximum of 53 players.  |
| Aug. 25                        | — Clubs may establish a Practice Squad of five players.   |
| Aug. 31,<br>Sep. 1<br>Sept. 17 | — Regular season opens.   |
|                                | — Priority on multiple waiver claims is now based on the current season's standing.   |
| Oct. 7                         | — All trading ends at 4 p.m., Eastern Daylight Time.  |
| Oct. 14-15                     | — League Meeting, Washington, D.C.  |
| Nov. 4                         | — Deadline for clubs to sign drafted players, franchise and transition players, and restricted and unrestricted free agents to whom June 1 tender was made. If such players are not signed by this date, they are prohibited from playing in the NFL in 1997. |
| Dec. 20-22                     | — Regular season closes.  |
| Dec. 27-28                     | — Wild Card Playoff Games.  |

### 1998

- |          |  |
|----------|--|
| Jan. 3-4 | — Divisional Playoff Games.                                  |
| Jan. 11  | — AFC and NFC Championship Games.                            |
| Jan. 25  | — Super Bowl XXXII at Jack Murphy Stadium, San Diego, Calif. |
| Feb. 1   | — AFC-NFC Pro Bowl, Honolulu, Hawaii.                        |

## BRONCOS 1997 OPPONENTS

## GAME 1

## KANSAS CITY CHIEFS

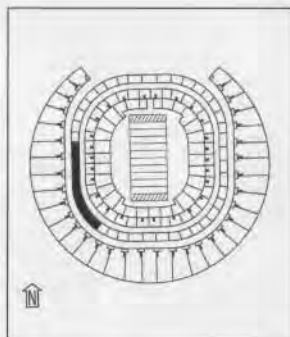
Sun., August 31 (Mile High Stadium) 2 p.m. • NBC  
See Game 11

## GAME 2

## SEATTLE SEAHAWKS

Sun., September 7 (Kingdome) 1 p.m. (PT) • NBC

**TEAM COLORS:** Blue, Green, Silver  
**ADDRESS:** 11220 N.E. 53rd Street  
Kirkland, WA 98033  
**PHONE:** (206) 827-9777  
**OWNER:** Ken Behring  
**PRESIDENT:** David Behring  
**HEAD COACH:** Dennis Erickson (3rd year)  
**ERICKSON'S CAREER RECORD:** 15-17  
**VICE PRESIDENT ADMINISTRATION AND COMMUNICATIONS:** Gary Wright  
**PUBLIC RELATIONS:** Director — Dave Neubert  
**LAST PLAYOFF APPEARANCE:** 1988  
**1996 RECORD (FINISH):** 7-9 (5th AFC West)  
**1996 PRO BOWLERS:** Cortez Kennedy, Michael Sinclair, Chad Brown\* (\*with Pittsburgh)  
**REGULAR SEASON SERIES:**  
Broncos lead, 24-16  
Last Broncos win: 1996 (34-7 at Denver)  
Last Seahawks win: 1995 (31-27 at Denver)  
Shanahan vs. Seahawks: 2-5  
Erickson vs. Broncos: 2-2



## GAME 3

## ST. LOUIS RAMS

Sun., September 14 (Mile High Stadium) 2 p.m. • FOX

**TEAM COLORS:** Royal Blue, Gold and White  
**ADDRESS:** One Rams Way  
St. Louis, MO 63045  
**PHONE:** (314) 982-7267  
**CHAIRMAN:** Georgia Frontiere  
**VICE CHAIRMAN:** Stan Kroenke  
**PRESIDENT:** John Shaw  
**HEAD COACH:** Dick Vermeil (1st year)  
**VERMEIL'S CAREER RECORD:** 54-47  
**PUBLIC RELATIONS:** Director — Rick Smith  
**LAST PLAYOFF APPEARANCE:** 1989  
**1996 RECORD (FINISH):** 6-10 (3rd NFC West)  
**1996 PRO BOWLERS:** Isaac Bruce  
**REGULAR SEASON SERIES:**  
Rams lead, 4-3  
Last Broncos win: 1988 (35-24 at Denver)  
Last Rams win: 1994 (27-21 at Los Angeles)  
Shanahan vs. Rams: 0-1  
Vermeil vs. Broncos: 1-0

## GAME 4

## CINCINNATI BENGALS

Sun., September 21 (Mile High Stadium) 2 p.m. • NBC

**TEAM COLORS:** Black, Orange and White  
**ADDRESS:** 200 Riverfront Stadium  
Cincinnati, OH 45202  
**PHONE:** (513) 621-3550  
**PRESIDENT AND GM:** Mike Brown  
**VICE PRESIDENT:** John Sawyer  
**HEAD COACH:** Bruce Coslet (1st year)  
**COSLET'S CAREER RECORD:** 33-41  
**PUBLIC RELATIONS:** Director — Jack Brennan  
**LAST PLAYOFF APPEARANCE:** 1990  
**1996 RECORD (FINISH):** 8-8 (3rd AFC Central)  
**1996 PRO BOWLERS:** Ashley Ambrose, Carl Pickens  
**REGULAR SEASON SERIES:**  
Broncos lead, 12-6  
Last Broncos win: 1996 (14-10 at Cincinnati)  
Last Bengals win: 1981 (38-21 at Cincinnati)  
Shanahan vs. Bengals: 1-1  
Coslet vs. Broncos: 0-2

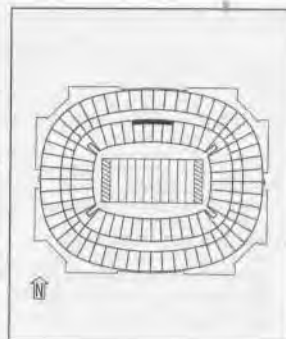
## BRONCOS 1997 OPPONENTS

## GAME 5

## ATLANTA FALCONS

Sun., September 28 (Georgia Dome) 1 p.m. (ET) • NBC

**TEAM COLORS:** Black, Red, Silver and White  
**ADDRESS:** One Falcon Place  
Suwanee, GA 30174  
**PHONE:** (770) 945-1111  
**CHAIRMAN OF THE BOARD:** Rankin M. Smith, Jr.  
**PRESIDENT:** Taylor Smith  
**HEAD COACH:** Dan Reeves (1st year)  
**REEVE'S CAREER RECORD:** 141-106-1  
**PUBLIC RELATIONS:** Director — Charlie Taylor  
**LAST PLAYOFF APPEARANCE:** 1995  
**1996 RECORD (FINISH):** 3-13 (4th NFC West)  
**1996 PRO BOWLERS:** None  
**REGULAR SEASON SERIES:**  
Broncos lead, 5-3  
Last Broncos win: 1994 (32-28 at Denver)  
Last Falcons win: 1982 (34-27 at Denver)  
Shanahan vs. Falcons: 0-1  
Reeves vs. Broncos: 0-0



## GAME 6

## NEW ENGLAND PATRIOTS

Mon., October 6 (Mile High Stadium) 7 p.m. • ABC

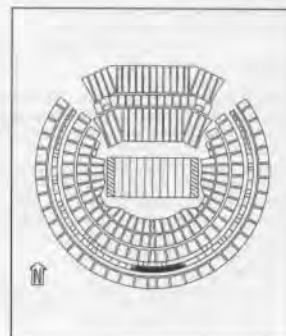
**TEAM COLORS:** Blue, Red, Silver and White  
**ADDRESS:** Foxboro Stadium  
60 Washington Street  
Foxboro, MA 02035  
**PHONE:** (508) 543-8200  
**PRESIDENT/CHIEF EXECUTIVE OFFICER:** Robert K. Kraft  
**VICE PRESIDENT/OWNER'S REP.:** Jonathan A. Kraft  
**HEAD COACH:** Pete Carroll (1st year)  
**CARROLL'S CAREER RECORD:** 6-10  
**PUBLIC RELATIONS:** Don Lowery, Stacey James  
**LAST PLAYOFF APPEARANCE:** 1996  
**1996 RECORD (FINISH):** 11-5 (1st AFC East)  
**1996 PRO BOWLERS:** Bruce Armstrong, Drew Bledsoe, Ben Coates, Curtis Martin, David Meggett  
**REGULAR SEASON SERIES:**  
Broncos lead, 18-12  
Last Broncos win: 1996 (34-8 at New England)  
Last Patriots win: 1980 (23-14 at New England)  
Shanahan vs. Patriots: 2-0  
Carroll vs. Broncos: 1-0

## GAME 7

## OAKLAND RAIDERS

Sun., October 19 (Oakland-Alameda County Coliseum) 1 p.m. (PT) • NBC

**TEAM COLORS:** Silver and Black  
**ADDRESS:** 332 Center Street  
El Segundo, CA 90245  
**PHONE:** (310) 322-3451  
**PRESIDENT/OWNER:** Al Davis  
**HEAD COACH:** Joe Bugel (1st year)  
**BUGEL'S CAREER RECORD:** 20-44  
**PUBLIC RELATIONS:** Director — Al LoCasale, Assistant — Mike Taylor  
**LAST PLAYOFF APPEARANCE:** 1993  
**1996 RECORD (FINISH):** 7-9 (4th AFC West)  
**1996 PRO BOWLERS:** Tim Brown, Chester McGlockton, Terry McDaniel  
**REGULAR SEASON SERIES:**  
Raiders lead, 48-23-2  
Last Broncos win: 1996 (24-19 at Denver)  
Last Raiders win: 1994 (23-13 at L.A.)  
Shanahan vs. Raiders: 4-0  
Bugel vs. Broncos: 0-1





## BRONCOS 1997 OPPONENTS

### GAME 8 BUFFALO BILLS

Sun., October 26 (Rich Stadium) 1 p.m. (ET) • NBC

**TEAM COLORS:** Royal Blue, Scarlet and White  
**ADDRESS:** One Bills Drive

Orchard Park, NY 14127-2296  
**PHONE:** (716) 648-1800

**PRESIDENT:** Ralph C. Wilson

**EXECUTIVE V.P./G.M.:** John Butler

**V.P./HEAD COACH:** Marv Levy (12th year)

**LEVY'S CAREER RECORD:** 137-102

**PUBLIC RELATIONS:** Director — Denny Lynch

**LAST PLAYOFF APPEARANCE:** 1996

**1996 RECORD (FINISH):** 10-6 (2nd AFC East)

**1996 PRO BOWLERS:** Ruben Brown, Bryce

Paup, Bruce Smith

**REGULAR SEASON SERIES:**

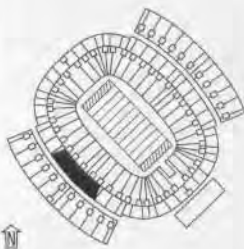
Bills lead, 17-11, with one tie

Last Broncos win: 1995 (22-7 at Denver)

Last Bills win: 1994 (27-20 at Buffalo)

Shanahan vs. Bills: 1-1

Levy vs. Broncos: 9-7



### GAME 9 SEATTLE SEAHAWKS

Sun., November 2 (Mile High Stadium) 2 p.m. • NBC  
See Game 2

### GAME 10 CAROLINA PANTHERS

Sun., November 9 (Mile High Stadium) 2 p.m. • FOX

**TEAM COLORS:** Black, Panther Blue, and Silver

**ADDRESS:** 800 South Mint Street

Charlotte, NC 28202

**PHONE:** (704) 358-7000

**FOUNDER/OWNER:** Jerry Richardson

**PRESIDENT:** Mike McCormack

**GENERAL MANAGER:** Bill Polian

**HEAD COACH:** Dom Capers (3rd year)

**CAPERS' CAREER RECORD:** 19-13

**PUBLIC RELATIONS:** Director — Charlie Dayton

**LAST PLAYOFF APPEARANCE:** 1996

**1996 RECORD (FINISH):** 12-4 (1st NFC West)

**1996 PRO BOWLERS:** Michael Bates, Kerry Collins, Eric Davis, Kevin Greene, John

Kasay, Lamar Lathon, Sam Mills, Wesley Walls

**REGULAR SEASON SERIES:**

Have never met in the regular season

Shanahan vs. Panthers: 0-0

Capers vs. Broncos: 0-0

### GAME 11 KANSAS CITY CHIEFS

Sun., November 16 (Arrowhead Stadium) 12 p.m. (CT) • NBC

**TEAM COLORS:** Red, Gold, White

**ADDRESS:** One Arrowhead Drive

Kansas City, MO 64129

**PHONE:** (816) 924-9300

**OWNER:** Lamar Hunt

**PRESIDENT/GENERAL MGR.:** Carl Peterson

**HEAD COACH:** Marty Schottenheimer (9th year)

**SCHOTTENHEIMER'S CAREER RECORD:**

130-81-1

**PUBLIC RELATIONS:** Bob Moore, Jim Carr

**LAST PLAYOFF APPEARANCE:** 1995

**1996 RECORD (FINISH):** 13-3 (1st AFC West)

**1996 PRO BOWLERS:** Kimble Anders, Dale

Carter, Will Shields, Derrick Thomas

**REGULAR SEASON SERIES:**

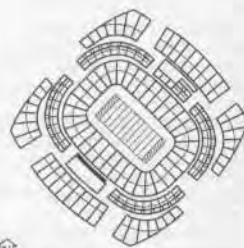
Chiefs lead, 42-31

Last Broncos win: 1996 (34-7 at Denver)

Last Chiefs win: 1996 (17-14 at K.C.)

Shanahan vs. Chiefs: 3-4

Schottenheimer vs. Broncos: 7-12



## BRONCOS 1997 OPPONENTS

### GAME 12 OAKLAND RAIDERS

Mon., November 24 (Mile High Stadium) 7 p.m. • ABC  
See Game 7

### GAME 13 SAN DIEGO CHARGERS

Sun., November 30 (Jack Murphy Stadium) 5 p.m. (PT) • ESPN

**TEAM COLORS:** Navy Blue, White and Gold

**ADDRESS:** San Diego Jack Murphy Stadium

9449 Friars Road

San Diego, CA 92108

**PHONE:** (619) 280-2111

**CHAIRMAN OF THE BOARD:** Alex Spanos

**GENERAL MANAGER:** Bobby Beathard

**HEAD COACH:** Kevin Gilbride (1st year)

**GILBRIDE'S CAREER RECORD:** 0-0

**PUBLIC RELATIONS:** Director — Bill Johnston

**LAST PLAYOFF APPEARANCE:** 1996

**1996 RECORD (FINISH):** 8-8 (3rd AFC West)

**1996 PRO BOWLERS:** Tony Martin, Junior Seau

**REGULAR SEASON SERIES:**

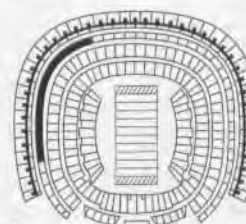
Broncos lead, 39-34-1

Last Broncos win: 1996 (28-17 at Denver)

Last Chargers win: 1996 (16-10 at S. Diego)

Shanahan vs. Chargers: 5-2

Gilbride vs. Broncos: 0-0



### GAME 14 PITTSBURGH STEELERS

Sun., December 7 (Three Rivers Stadium) 1 p.m. (ET) • NBC

**TEAM COLORS:** Black and Gold

**ADDRESS:** Three Rivers Stadium

300 Stadium Circle

Pittsburgh, PA 15212

**PHONE:** (412) 323-1200

**PRESIDENT:** Daniel M. Rooney

**VICE PRESIDENT:** John R. McGinley

**VICE PRESIDENT:** Arthur J. Rooney, Jr.

**HEAD COACH:** Bill Cowher (6th year)

**PARCELLS' CAREER RECORD:** 56-31

**PUBLIC RELATIONS:** Director — Rob Boulware

**LAST PLAYOFF APPEARANCE:** 1996

**1996 RECORD (FINISH):** 10-6 (1st AFC Central)

**1996 PRO BOWLERS:** Jerome Bettis,

Derroniti Dawson, Levon Kirkland, Camell

Lake, Rod Woodson, Chad Brown\* (\*now with

Seattle)

**REGULAR SEASON SERIES:**

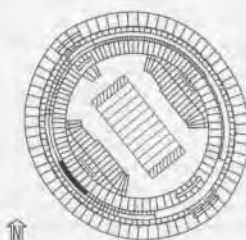
Broncos lead, 10-5-1

Last Broncos win: 1993 (37-13 at Denver)

Last Steelers win: 1990 (34-17 at Denver)

Shanahan vs. Steelers: 0-0

Cowher vs. Broncos: 0-1



### GAME 15 SAN FRANCISCO 49ERS

Mon., December 15 (3Com Park) 6 p.m. (PT) • ABC

**TEAM COLORS:** Forty Niners Gold and Cardinal

**ADDRESS:** 4949 Centennial Boulevard

Santa Clara, CA 95054

**PHONE:** (408) 562-4949

**OWNER:** Edward J. DeBartolo, Jr.

**PRESIDENT:** Carmen Policy

**HEAD COACH:** Steve Mariucci (1st year)

**MARIUCCI'S CAREER RECORD:** 0-0

**PUBLIC RELATIONS:** Director — Rodney Knox

**LAST PLAYOFF APPEARANCE:** 1996

**1996 RECORD (FINISH):** 12-4 (2nd NFC West)

**1996 PRO BOWLERS:** Marton Hanks, Jerry

Rice, Bryant Young, Steve Young

**REGULAR SEASON SERIES:**

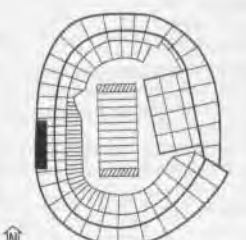
Broncos lead, 4-3

Last Broncos win: 1988 (16-13 in OT at SF)

Last 49ers win: 1994 (42-19 at San Francisco)

Shanahan vs. 49ers: 1-0

Mariucci vs. Broncos: 0-0



## BRONCOS 1997 OPPONENTS, CONT.

## GAME 16

## SAN DIEGO CHARGERS

Sun., December 21 (Mile High Stadium) 2 p.m. • NBC  
See Game 13

## COLDEST GAMES IN DENVER BRONCOS HISTORY

(Note - Many play-by-plays from 1960 to 1969 did not include weather information. Wind chill figures are included only when noted on the play-by-play.)

Date	Game	Temp.	Wind Chill
Dec. 18, 1983	at Kansas City	0	-30
Dec. 10, 1972	vs. San Diego	9	
Dec. 20, 1981	at Chicago	14	
Jan. 1, 1978	vs. Oakland	18	
Dec. 14, 1975	vs. Philadelphia	18	
Dec. 27, 1987	vs. San Diego	20	-9
Nov. 11, 1985	vs. San Francisco	20	
Dec. 3, 1972	at Kansas City	20	
Nov. 16, 1987	vs. Chicago	22	19
Oct. 12, 1969	vs. Oakland	22	
Dec. 10, 1989	vs. NY Giants	23	0
Dec. 1, 1991	vs. New England	23	17
Nov. 3, 1991	vs. Pittsburgh	23	
Dec. 2, 1979	at Buffalo	24	
Nov. 15, 1964	vs. NY Jets	25	
Nov. 16, 1968	vs. NY Jets	26	
Nov. 18, 1962	vs. Dallas Texans	26	
Dec. 2, 1984	at Kansas City	28	
Sept. 29, 1985	vs. Miami	29	
Oct. 15, 1984	vs. Green Bay	29	
Nov. 27, 1994	vs. Cincinnati	30	-2
Jan. 11, 1987	at Cleveland	30	5
Nov. 14, 1993	vs. Minnesota	30	16

## TRAINING CAMP SITES

1960-61	Colorado School of Mines	Golden, Colo.
1962-64	Colorado State University	Fort Collins, Colo.
1965-66	Colorado School of Mines	Golden, Colo.
1967-71	Broncos headquarters	Adams County, Colo.
1972-75	California Poly Pomona	Pomona, California
1976-81	Colorado State University	Fort Collins, Colo.
1982-97	University of Northern Colorado	Greeley, Colo.

## ALL-TIME RECORD ON ARTIFICIAL TURF

Opponent	Record	Postseason
Buffalo	3-6	0-1
Chicago	1-3	
Cincinnati	2-3	
Dallas	0-2	0-1
Detroit	1-2	
Houston	3-6	0-1
Indianapolis	3-1	
Kansas City	10-21	
Miami	0-1	
Minnesota	2-2	
New England	1-2	
New Orleans	0-1	
New York Giants	1-1	
New York Jets	1-2	
Philadelphia	1-4	
Pittsburgh	5-3	0-1
San Francisco		0-1
St. Louis	0-0-1	
Seattle	9-11	0-1
<b>Total</b>	<b>43-71-1</b>	<b>0-6</b>
<b>Division record</b>	<b>19-32</b>	
<b>Non-division record</b>	<b>24-39-1</b>	

## FINAL 1996 NFL REGULAR SEASON STANDINGS

## AMERICAN FOOTBALL CONFERENCE

Eastern Division					
	W	L	T	Pct.	Pts. OP
New England*	11	5	0	.687	418 313
Buffalo#	10	6	0	.625	319 266
Indianapolis#	9	7	0	.563	317 334
Miami	8	8	0	.500	339 325
New York Jets	1	15	0	.063	279 454

Central Division					
	W	L	T	Pct.	Pts. OP
Pittsburgh*	10	6	0	.625	344 257
Jacksonville#	9	7	0	.563	325 335
Cincinnati	8	8	0	.500	372 369
Houston	8	8	0	.500	345 319
Baltimore	4	12	0	.250	371 441

Western Division					
	W	L	T	Pct.	Pts. OP
Denver*	13	3	0	.813	391 275
Kansas City	9	7	0	.563	297 300
San Diego	8	8	0	.500	310 376
Oakland	7	9	0	.438	340 293
Seattle	7	9	0	.438	317 376

## NATIONAL FOOTBALL CONFERENCE

Eastern Division					
	W	L	T	Pct.	Pts. OP
Dallas*	10	6	0	.625	286 250
Philadelphia#	10	6	0	.625	363 341
Washington	9	7	0	.563	364 312
Arizona	7	9	0	.438	300 397
New York Giants	6	10	0	.375	242 297

Central Division					
	W	L	T	Pct.	Pts. OP
Green Bay*	13	3	0	.813	456 210
Minnesota#	9	7	0	.563	298 315
Chicago	7	9	0	.438	283 305
Tampa Bay	6	10	0	.375	221 293
Detroit	5	11	0	.313	302 368

Western Division					
	W	L	T	Pct.	Pts. OP
Carolina*	12	4	0	.750	367 218
San Francisco#	12	4	0	.750	398 257
St. Louis	6	10	0	.375	303 409
Atlanta	3	13	0	.188	309 465
New Orleans	3	13	0	.188	229 339

\*Division champions; #Wild Card qualifier for playoffs

Jacksonville was the second Wild Card team based on better conference record (7-5) than Indianapolis (6-6) and Kansas City (5-7). Indianapolis was the third Wild Card team based on its head-to-head victory over Kansas City. Cincinnati finished ahead of Houston based on better net division points (19 to 11). Oakland finished ahead of Seattle based on better division record (3-5 to 2-6). Dallas finished ahead of Philadelphia based on better record against common opponents (8-5 to 7-6). Minnesota was the third Wild Card team based on better conference record (8-4) than Washington (6-6). Carolina finished ahead of San Francisco based on head-to-head sweep (2-0). Atlanta finished ahead of New Orleans based on head-to-head sweep (2-0).

## 1996 Postseason

## AFC Wild Card Playoff Games

Jacksonville 30, BUFFALO 27  
PITTSBURGH 42, Indianapolis 14

## NFC Wild Card Playoff Games

DALLAS 40, Minnesota 15  
SAN FRAN. 14, Philadelphia 14

## AFC Divisional Playoff Games

Jacksonville 30, DENVER 27  
NEW ENGLAND 28, Pittsburgh 13

## NFC Divisional Playoff Games

GREEN BAY 35, San Francisco 14  
CAROLINA 26, Dallas 17

## AFC Championship Game

NEW ENGLAND 20, Jacksonville 6

## NFC Championship Game

GREEN BAY 30, Carolina 13

## Super Bowl XXXI at the Superdome, New Orleans, La.

Green Bay (NFC) 35, New England (AFC), 21

## AFC-NFC Pro Bowl at Aloha Stadium, Honolulu, Hawaii

AFC 26, NFC 23 (OT)

## NATIONAL FOOTBALL LEAGUE

280 Park Ave., New York, N.Y. 10017 (212) 450-2200  
 Commissioner ..... Paul Tagliabue  
 President ..... Neil Austrian

## LEAGUE OFFICE

Executive Vice President and League Counsel ..... Jay Moyer  
 Executive Vice President — Labor Relations/  
 Chairman NFLMC ..... Harold Henderson  
 Sr. Vice President — Communications and Government Affairs ..... Joe Browne  
 Sr. Vice President — League and Football Development ..... Roger Goodell  
 Sr. Vice President — Broadcasting & Network Television ..... Val Pinchbeck, Jr.  
 Sr. Vice President — Broadcast Planning ..... Dennis Lewin  
 Chief Financial Officer ..... Tom Spock

## COMMUNICATIONS

Director of Communications ..... Greg Aiello  
 Director of International Public Relations ..... Pete Abitante  
 Director of Information, AFC ..... Leslie Hammond  
 Director of Information, NFC ..... TBA  
 Director of Corporate Communications ..... Chris Widmaier

## BROADCASTING

Director of Broadcasting Services ..... Dick Maxwell  
 Director of Broadcasting Research ..... Joe Ferreira

## LEAGUE AND FOOTBALL DEVELOPMENT

Executive Director of Club Administration & Stadium Management ..... Joe Ellis  
 Director of Officiating ..... Jerry Seeman  
 League Secretary ..... Jan Van Duser  
 Director of Football Development ..... Gene Washington  
 Director of Game Operations ..... Peter Hadhazy  
 Director of Security ..... Milt Ahlerich

## SPECIAL EVENTS

Executive Director of Special Events ..... Jim Steeg  
 Director of Special Events Operations ..... Don Renzulli  
 Director of Special Events Planning ..... Sue Robichek

## MANAGEMENT COUNCIL

Vice President — General Counsel ..... Dennis Curran  
 Vice President — Operations & Compliance ..... Peter Ruocco  
 Vice President — Player Programs ..... Lem Burnham  
 Director of Player Personnel/Football Operations ..... Joel Bussert  
 Director of Labor Relations ..... Lal Heneghan

## FINANCE AND ADMINISTRATION

Vice President — Law/Enterprises, Broadcast & Finance ..... Frank Hawkins  
 Treasurer ..... Joe Siclare  
 Vice President — Internal Audit ..... Tom Sullivan  
 Controller ..... Richard Landoli  
 Director of Administration ..... John Buzzeo  
 Director of Systems and Information Processing ..... Mary Olivetti  
 Director of Planning ..... Swan Paik  
 Director, Financial Planning & Analysis ..... Ken Saunders

## NFL PROPERTIES

President ..... Sara Levinson  
 Vice President — Retail Sales ..... Roger Atkin  
 Vice President — Advertising ..... Bruce Burke  
 Vice President — Retail Licensing ..... Jim Connelly  
 Vice President — Business Development/Special Events ..... Don Garber  
 Vice President — Legal/Business Affairs & General Counsel ..... Gary Gertzog  
 Vice President — Marketing ..... Howard Handler  
 Vice President — Club Marketing ..... Mark Holtzman  
 Vice President — Corporate Sponsorships ..... Jim Schwebel  
 Vice President — Publishing ..... John Wiebusch

## NFL FILMS

President ..... Steve Sabol  
 Vice President — Cinematography ..... Steve Andrich  
 Vice President — Marketing and Sales ..... John Collins  
 Vice President — In Charge of Production ..... Jay Gerber  
 Vice President — Video Operations ..... Jeff Howard  
 Vice President — Production Director ..... Hal Lipman  
 Vice President — Editor-In-Chief ..... Bob Ryan  
 Vice President — Special Projects ..... Phil Tuckett  
 Vice President — Finance & Administration ..... Barry Wolper

## NFL ENTERPRISES

President ..... Ron Bernard  
 Vice President — Programming/Media Development ..... Ann Kirschner  
 Vice President — Marketing & Sales ..... Tola Murphy-Baran  
 Vice President — International TV Distribution ..... Anne Murray

NATIONAL FOOTBALL LEAGUE  
PUBLIC RELATIONS DIRECTORS

## AMERICAN FOOTBALL CONFERENCE

Baltimore — Kevin Byrne ..... (410) 654-6200  
 Buffalo — Denny Lynch ..... (716) 648-1800  
 Cincinnati — Jack Brennan ..... (513) 621-3550  
 Indianapolis — Craig Kelley ..... (317) 297-2658  
 Jacksonville — Dan Edwards ..... (904) 633-6000  
 Kansas City — Bob Moore ..... (816) 924-9300  
 Miami — Harvey Greene ..... (954) 452-7010  
 New England — Don Lowery ..... (508) 543-8200  
 New York Jets — Frank Ramos ..... (516) 560-8100  
 Oakland Raiders — Al LoCasale ..... (510) 864-5000  
 Pittsburgh — Rob Boulware ..... (412) 323-1200  
 San Diego — Bill Johnston ..... (619) 874-4500  
 Seattle — Dave Neubert ..... (206) 827-9777  
 Tennessee — Dave Pearson ..... (615) 673-1500

\*effective mid-August



## NATIONAL FOOTBALL CONFERENCE

Arizona — Paul Jensen ..... (602) 379-0101  
 Atlanta — Charlie Taylor ..... (770) 945-1111  
 Carolina — Charlie Dayton ..... (704) 358-7000  
 Chicago — Bryan Harlan ..... (847) 295-6600  
 Dallas — Rich Dalrymple ..... (972) 556-9900  
 Detroit — Mike Murray ..... (810) 335-4131  
 Green Bay — Lee Rammel ..... (414) 496-5700  
 Minnesota — Dave Pelletier ..... (612) 828-6500  
 New Orleans — Greg Bense ..... (504) 733-0255  
 New York Giants — Pat Hanlon ..... (201) 935-8111  
 Philadelphia — Ron Howard ..... (215) 463-2500  
 St. Louis Rams — Rick Smith ..... (314) 982-7267  
 San Francisco — Rodney Knox ..... (408) 562-4949  
 Tampa Bay — Reggie Roberts ..... (813) 870-2700  
 Washington — Mike McCall ..... (703) 478-8900



## MEDIA INFORMATION

The Broncos' media guide was prepared to assist in coverage of Denver's 1997 NFL season. Regarding game credentials, contact:

### JIM SACCOMANO

Director of Media Relations

Denver Broncos, 13655 Broncos Parkway,  
Englewood, CO 80112

Telephones: Office — (303) 649-9000

Office Private — (303) 649-0572

Media Relations Assistant Paul Kirk — (303) 649-0503

Media Relations Assistant Richard Stewart — (303) 649-0512

Home: Jim Saccomano — (303) 288-1182

When making requests for working press credentials, please allow time for mailing. Press credentials are normally issued approximately seven days before the game. Should transmission facilities be required, please arrange for same through local representatives.

As a general rule, the Denver Broncos do not issue any types of press credentials to weekly newspapers or magazines, unless they are of national circulation on specific assignment.

It is understood that all credentials will be used for the purpose for which they were issued, without exception. Violation of this policy will subject the bearer to ejection from Mile High Stadium.

**WORKING PRESS:** Admittance to the Broncos' press box is restricted to the **WORKING PRESS ONLY**. Credentials are marked with individual identification. Passes are non-transferable.

**PHOTOGRAPHERS:** Photographers are asked to take special note of the following conditions for use of press credentials, as set by the National Football League:

### NOTICE OF CREDENTIAL USE CONDITIONS

"This working credential is issued to an organization (the "Accredited Organization") for the sole purpose of providing stadium access to an individual (the "Bearer") who has a legitimate working function (media or game service) in connection with this game. **IT IS NON-TRANSFERABLE.** Any unauthorized use of this credential subjects the Bearer to ejection from the stadium and prosecution for criminal trespass, and subjects the Accredited Organization to revocation of its credentials for future NFL games or events. The NFL is defined for the purposes of this credential to include the National Football League, its affiliates, its member clubs, and their agents and employees.

The use of any descriptions (including play-by-play and statistical descriptions), accounts, photographs, films, audio or video recordings, or drawings of the game to which this credential gives the Bearer access, or of any player interviews, press conferences, or other stadium activities related to that game (collectively "Game Information"), taken, made, created or compiled by the Accredited Organization or the Bearer is expressly prohibited except for regularly scheduled news coverage of the game by the Accredited Organization. Additionally, the Accredited Organization and the Bearer are prohibited from making Game Information available to any other organization without the advance written permission of the NFL or of the member clubs participating in the game.

The Accredited Organization agrees that Game Information taking the form of film or video recordings may only be used in connection with a regularly scheduled television newscast aired by the Accredited Organization within a seven-day period following the game.

The Accredited Organization further agrees that the film or video recording used by it pursuant to the previous paragraph will not exceed two (2) minutes in length, except that it may use up to six (6) minutes of "same-day" post-game highlights in regularly scheduled news programs airing the day the game is played.

If the Accredited Organization wishes to use filmed or taped Game Information in any other manner, it must obtain the advance written permission of the NFL and, where applicable, NFL Films, Inc.

***The Accredited Organization and the Bearer assume all risk incident to the performance by the Bearer of his or her services; assume all risk incident to attending NFL games; agree that the NFL has no responsibility for any equipment in use in the stadium; agree that they***

***are not acting for the NFL in any manner whatsoever and are not employees or agents of the NFL; and agree to indemnify and hold harmless the NFL, its affiliates, its member clubs, and their agents and employees from and against all liability, loss, damage or expense resulting from or arising out of the issuance of this credential or the Bearer's presence in the stadium.***

This credential is subject to such additional credential use conditions as to which the Denver Broncos from time to time may give notice. Any violation of terms of credential use or such additional conditions may result in the withholding or revocation of this credential and any credential for any subsequent Denver Broncos football games.

Acceptance of this credential constitutes agreement by the Accredited Organization and the Bearer to abide by the foregoing conditions. Thank you for your cooperation."

Sideline photo passes will be tightly controlled by the Public Relations Department and are generally limited to photographers shooting for a daily newspaper, wire service, or magazine of national circulation on specific assignment, or television station.

**RADIO-TELEVISION:** In making requests for broadcast credentials, please specify requirements for spotters and/or statisticians.

**STADIUM ACCESS:** To get to Mile High Stadium, which is located at 19th Avenue and Eliot Street, take Interstate 25 to the Mile High Stadium Exit (19th Avenue Exit). The Press Box is located on the West side of the stadium.

**DRIVING INSTRUCTIONS TO MILE HIGH STADIUM FROM DENVER INTERNATIONAL AIRPORT:** Exit airport on Pena Boulevard and continue to Interstate 70. Take Interstate 70 West to Interstate 25 South. Continue on Interstate 25 South until you come to Mile High Stadium Exit (19th Avenue Exit).

**DRIVING INSTRUCTIONS TO DENVER INTERNATIONAL AIRPORT FROM MILE HIGH STADIUM:** Take one of two routes depending on your parking lot location. You can take 20th Avenue East to Clay Street, turning left at Clay and proceeding to 23rd Avenue. Take a right at 23rd Avenue and continue to Interstate 25 entrances. Another route (Northbound) would be to take 17th Avenue East, which will continue beneath an overpass and will take you directly to Interstate 25 North. Take I-25 North to I-70 East. Follow the signs to DIA. Please allow 45 minutes from Mile High Stadium to DIA.

**TRANSMISSION FACILITIES:** The Broncos provide five complimentary telephones in the visitors area of the working pressbox for use with VDT or telecopier equipment. Only collect, credit card or third party billing calls can be made from these telephones. Should you wish a private telephone installed at your seat, the Broncos will be pleased to assign you a seat location and provide you with a contact for you to make the appropriate arrangements with the local telephone company.

**POST-GAME TRANSPORTATION:** Please advise Broncos PR personnel as soon as possible should you require transportation following the game. The amount of time you must wait will obviously decline as time goes by following the conclusion of the game. All taxis will make pick-ups curb side at the Ticket Office, which is located at 19th Avenue and Eliot Street. Should you wish to make your own arrangements, the numbers of local cab companies are 777-7777 and 333-3333.

### DENVER BRONCOS HIGHLIGHT VIDEO

Edge Gel is the sponsor of the Denver Broncos highlight video, which is available at no cost to groups of all sizes through the Broncos public relations department. The 1997 highlight video, titled *Unfinished Business*, can be obtained by calling the public relations department of the Broncos at (303) 649-9000. The team address is 13655 Broncos Parkway, Englewood, CO 80112. Please give as much advance notice as possible in requesting the 1997 video, or other films available through the Bronco library.



# 1997 NFL SCHEDULE

(ALL TIMES LOCAL AT GAME SITE)

## WEEK ONE

(NBC-TV National Weekend)

Sunday, August 31

Arizona at Washington	1:00
Atlanta at Detroit	1:00
Dallas at Pittsburgh	1:00
Indianapolis at Miami	1:00
Jacksonville at Baltimore	4:00
<b>Kansas City at Denver</b>	<b>2:00</b>
Minnesota at Buffalo	1:00
New Orleans at St. Louis	12:00
New York Jets at Seattle	1:00
Oakland at Tennessee	12:00
Philadelphia at New York Giants	1:00
San Diego at New England	1:00
San Francisco at Tampa Bay	4:00
Washington at Carolina	8:00

Monday, September 1

Chicago at Green Bay	8:00
----------------------	------

## WEEK TWO

(FOX-TV National Weekend)

Sunday, September 7

Buffalo at New York Jets	1:00
Carolina at Atlanta	1:00
Cincinnati at Baltimore	1:00
<b>Denver at Seattle</b>	<b>1:00</b>
Green Bay at Philadelphia	4:00
Tennessee at Miami	1:00
Minnesota at Chicago	12:00
New England at Indianapolis	12:00
New York Giants at Jacksonville	4:00
San Diego at New Orleans	12:00
San Francisco at St. Louis	12:00
Tampa Bay at Detroit	1:00
Washington at Pittsburgh	1:00
Dallas at Arizona	5:00

Monday, September 8

Kansas City at Oakland	6:00
------------------------	------

## WEEK THREE

(FOX-TV National Weekend)

(Open Dates: Cincinnati, Tennessee, Jacksonville, Pittsburgh)

Sunday, September 14

Arizona at Washington	1:00
Baltimore at New York Giants	1:00
Buffalo at Kansas City	12:00
Carolina at San Diego	1:00
Detroit at Chicago	12:00
Miami at Green Bay	12:00
New Orleans at San Francisco	1:00
Oakland at Atlanta	1:00
<b>St. Louis at Denver</b>	<b>2:00</b>
Seattle at Indianapolis	3:00
Tampa Bay at Minnesota	12:00
New York Jets at New England	8:00

Monday, September 15

Philadelphia at Dallas	8:00
------------------------	------

## WEEK FOUR

(NBC-TV National Weekend)

(Open Dates: Arizona, Dallas, Philadelphia, Washington)

Sunday, September 21

Atlanta at San Francisco	1:00
Baltimore at Tennessee	12:00
Chicago at New England	1:00

Cincinnati at Denver.....2:00

Detroit at New Orleans	12:00
Indianapolis at Buffalo	4:00
Kansas City at Carolina	1:00
Minnesota at Green Bay	12:00
New York Giants at St. Louis	3:00
Oakland at New York Jets	1:00
San Diego at Seattle	1:00
Miami at Tampa Bay	8:00

Monday, September 22

Pittsburgh at Jacksonville	9:00
----------------------------	------

## WEEK FIVE

(FOX-TV National Weekend)

(Open Dates: Buffalo, Indianapolis, Miami, New England)

Sunday, September 28

Arizona at Tampa Bay	1:00
Baltimore at San Diego	1:00
Chicago at Dallas	3:00
<b>Denver at Atlanta</b>	<b>1:00</b>
Green Bay at Detroit	1:00
Tennessee at Pittsburgh	1:00
Jacksonville at Washington	1:00
New Orleans at New York Giants	1:00
New York Jets at Cincinnati	4:00
St. Louis at Oakland	1:00
Seattle at Kansas City	3:00
Philadelphia at Minnesota	7:00

Monday, September 29

San Francisco at Carolina	9:00
---------------------------	------

## WEEK SIX

(NBC-TV National Weekend)

(Open Dates: Atlanta, Carolina, St. Louis, San Francisco)

Sunday, October 5

Cincinnati at Jacksonville	1:00
Dallas at New York Giants	1:00
Detroit at Buffalo	1:00
Tennessee at Seattle	1:00
Kansas City at Miami	1:00
Minnesota at Arizona	1:00
New York Jets at Indianapolis	3:00
Pittsburgh at Baltimore	1:00
San Diego at Oakland	1:00
Tampa Bay at Green Bay	12:00
Washington at Philadelphia	1:00
New Orleans at Chicago	7:00

Monday, October 6

<b>New England at Denver</b>	<b>7:00</b>
------------------------------	-------------

## WEEK SEVEN

(FOX-TV National Weekend)

(Open Dates: Baltimore, Denver, Kansas City, Oakland, San Diego, Seattle)

Sunday, October 12

Atlanta at New Orleans	12:00
Buffalo at New England	1:00
Carolina at Minnesota	3:00
Cincinnati at Tennessee	12:00
Detroit at Tampa Bay	1:00
Green Bay at Chicago	12:00
Miami at New York Jets	1:00
New York Giants at Arizona	1:00
Philadelphia at Jacksonville	1:00
St. Louis at San Francisco	1:00
Indianapolis at Pittsburgh	8:00



Monday, October 13

Dallas at Washington	9:00
----------------------	------

## WEEK EIGHT

(NBC-TV National Weekend)

(Open Dates: Chicago, Green Bay, Minnesota, Tampa Bay)

Thursday, October 16

San Diego at Kansas City	7:00
--------------------------	------

Sunday, October 19

Arizona at Philadelphia	1:00
Carolina at New Orleans	12:00
<b>Denver at Oakland</b>	<b>1:00</b>
Jacksonville at Dallas	12:00
Miami at Baltimore	4:00
New England at New York Jets	1:00
New York Giants at Detroit	4:00
Pittsburgh at Cincinnati	4:00
San Francisco at Atlanta	1:00
Seattle at St. Louis	12:00
Washington at Tennessee	12:00

Monday, October 20

Buffalo at Indianapolis	8:00
-------------------------	------

## WEEK NINE

(NBC-TV National Weekend)

(Open Dates: Detroit, New York Jets)

Sunday, October 26

Baltimore at Washington	1:00
Chicago at Miami	4:00
Cincinnati at New York Giants	1:00
Dallas at Philadelphia	1:00
<b>Denver at Buffalo</b>	<b>1:00</b>
Tennessee at Arizona	2:00
Indianapolis at San Diego	1:00
Jacksonville at Pittsburgh	4:00
Kansas City at St. Louis	12:00
Minnesota at Tampa Bay	1:00
Oakland at Seattle	1:00
San Francisco at New Orleans	12:00
Atlanta at Carolina	8:00

Monday, October 27

Green Bay at New England	9:00
--------------------------	------

## WEEK TEN

(NBC-TV National Weekend)

(Open Dates: New Orleans, N.Y. Giants)

Sunday, November 2

Baltimore at New York Jets	1:00
Dallas at San Francisco	1:00
Jacksonville at Houston	3:00
Miami at Buffalo	1:00
New England at Minnesota	12:00
Oakland at Carolina	1:00
Philadelphia at Arizona	2:00
St. Louis at Atlanta	1:00
San Diego at Cincinnati	1:00
<b>Seattle at Denver</b>	<b>2:00</b>
Tampa Bay at Indianapolis	1:00
Washington at Chicago	12:00
Detroit at Green Bay	7:00

Monday, November 3

Pittsburgh at Kansas City	8:00
---------------------------	------

## WEEK ELEVEN

(NBC-TV National Weekend)

Sunday, November 9

Arizona at Dallas	12:00
<b>Carolina at Denver</b>	<b>2:00</b>
Chicago at Minnesota	12:00
Cincinnati at Indianapolis	1:00
Detroit at Washington	1:00

Kansas City at Jacksonville	1:00
New England at Buffalo	4:00
New Orleans at Oakland	1:00
New York Giants at Tennessee	3:00
New York Jets at Miami	1:00
St. Louis at Green Bay	12:00
Seattle at San Diego	1:00
Tampa Bay at Atlanta	1:00
Baltimore at Pittsburgh	8:00

Monday, November 10

San Francisco at Philadelphia	9:00
-------------------------------	------

## WEEK TWELVE

(FOX-TV National Weekend)

Sunday, November 16

Arizona at New York Giants	1:00
Atlanta at St. Louis	12:00
Carolina at San Francisco	1:00
Cincinnati at Pittsburgh	1:00
<b>Denver at Kansas City</b>	<b>12:00</b>
Green Bay at Indianapolis	1:00
Tennessee at Jacksonville	1:00
Minnesota at Detroit	1:00
New England at Tampa Bay	1:00
New York Jets at Chicago	3:00
Philadelphia at Baltimore	1:00
Seattle at New Orleans	12:00
Washington at Dallas	12:00
Oakland at San Diego	5:00

Monday, November 17

Buffalo at Miami	9:00
------------------	------

## WEEK THIRTEEN

(NBC-TV National Weekend)

Sunday, November 23

Arizona at Baltimore	1:00
Buffalo at Tennessee	12:00
Carolina at St. Louis	3:00
Dallas at Green Bay	12:00
Indianapolis at Detroit	1:00
Jacksonville at Cincinnati	4:00
Kansas City at Seattle	1:00
Miami at New England	1:00
Minnesota at New York Jets	1:00
New Orleans at Atlanta	1:00
Pittsburgh at Philadelphia	1:00
San Diego at San Francisco	1:00
Tampa Bay at Chicago	12:00
New York Giants at Washington	8:00

Monday, November 24

<b>Oakland at Denver</b>	<b>7:00</b>
--------------------------	-------------

## WEEK FOURTEEN

(NBC-TV National Weekend)

Thursday, November 27

Chicago at Detroit	12:30
Tennessee at Dallas	3:00

Sunday, November 30

Atlanta at Seattle	1:00
Baltimore at Jacksonville	1:00
Cincinnati at Philadelphia	1:00
Indianapolis at New England	1:00
Miami at Oakland	1:00
New Orleans at Carolina	1:00
New York Jets at Buffalo	1:00
Pittsburgh at Arizona	2:00
St. Louis at Washington	1:00
San Francisco at Kansas City	12:00
Tampa Bay at New York Giants	4:00
<b>Denver at San Diego</b>	<b>5:00</b>





## WEEK FOURTEEN, CONT.

Monday, December 1

Green Bay at Minnesota.....8:00

## WEEK FIFTEEN

(FOX-TV National Weekend)

Thursday, December 4

Tennessee at Cincinnati.....8:00

Sunday, December 7

Atlanta at San Diego.....1:00

Buffalo at Chicago.....12:00

**Denver at Pittsburgh.....7:00**

Green Bay at Tampa Bay.....1:00

Indianapolis at New York Jets.....4:00

Minnesota at San Francisco.....1:00

New England at Jacksonville.....1:00

New York Giants at Philadelphia.....1:00

Oakland at Kansas City.....12:00

St. Louis at New Orleans.....12:00

Seattle at Baltimore.....1:00

Washington at Arizona.....2:00

Detroit at Miami.....8:00

Monday, December 8

Carolina at Dallas.....8:00

## WEEK SIXTEEN

(FOX-TV National Weekend)

Saturday, December 13

Pittsburgh at New England.....4:00

Washington at New York Giants.....12:30

Sunday, December 14

Arizona at New Orleans.....3:00

Dallas at Cincinnati.....1:00

Detroit at Minnesota.....12:00

Green Bay at Carolina.....4:00

Tennessee at Baltimore.....1:00

Jacksonville at Buffalo.....1:00

Kansas City at San Diego.....1:00

Miami at Indianapolis.....1:00

Philadelphia at Atlanta.....1:00

Seattle at Oakland.....1:00

Tampa Bay at New York Jets.....1:00

Chicago at St. Louis.....7:00

Monday, December 15

**Denver at San Francisco.....6:00**

## WEEK SEVENTEEN

(NBC-TV National Weekend)

Saturday, December 20

Buffalo at Green Bay.....11:30

St. Louis at Carolina.....4:00

Sunday, December 21

Atlanta at Arizona.....2:00

Baltimore at Cincinnati.....1:00

Chicago at Tampa Bay.....1:00

Indianapolis at Minnesota.....12:00

Jacksonville at Oakland.....1:00

New Orleans at Kansas City.....12:00

New York Giants at Dallas.....12:00

Philadelphia at Washington.....4:00

Pittsburgh at Tennessee.....12:00

**San Diego at Denver.....2:00**

San Francisco at Seattle.....5:00

Monday, December 22

New England at Miami.....9:00

## 1997 NFL PRESEASON SCHEDULE

(All Times Local, except American Bowl Games, which are ET)

## HALL OF FAME WEEKEND

Sat. July 26

Minnesota vs. Seattle (ABC).....2:30 p.m.

(Hall of Fame Game in Canton, Ohio)

**Buffalo at Denver.....7 p.m.**

Miami at Green Bay.....5:30 p.m.

Sun. July 27

Chicago vs. Pittsburgh (FOX).....1 p.m.

(American Bowl '97 in Dublin, Ireland)

## WEEK ONE

Thursday, July 31

New England at Green Bay (ESPN).....7 p.m.

Friday, August 1

Atlanta at Detroit.....7:30 p.m.

Cincinnati at Indianapolis.....6:30 p.m.

Saturday, August 2

Arizona at Seattle.....7 p.m.

Tennessee vs. New Orleans @ Memphis, Tenn. ....7 p.m.

Philadelphia at New York Jets.....8 p.m.

San Francisco at San Diego.....7 p.m.

Chicago at Buffalo.....7 p.m.

New York Giants at Baltimore.....8 p.m.

Pittsburgh at Kansas City.....7 p.m.

St. Louis at Minnesota.....7 p.m.

Washington vs. Tampa Bay @ Orlando, Fla. ....7:30 p.m.

Sunday, August 3

Carolina at Jacksonville (NBC).....3 p.m.

Oakland at Dallas (TNT).....7 p.m.

Monday, August 4

**Denver vs. Miami (ABC).....8 p.m.**

(American Bowl '97 in Mexico City, Mexico)

## WEEK TWO

Friday, August 8

Baltimore at New York Jets.....8 p.m.

Cincinnati at Detroit.....7:30 p.m.

Dallas at New England.....8 p.m.

Green Bay at Oakland.....7 p.m.

Arizona at St. Louis.....7 p.m.

Saturday, August 9

**Denver at Carolina.....8 p.m.**

Tennessee vs. Washington @ Nashville, Tenn. ....7 p.m.

Indianapolis at San Diego.....7 p.m.

Jacksonville at New York Giants.....8 p.m.

Tampa Bay at Atlanta.....7:30 p.m.

Minnesota at Buffalo.....7:30 p.m.

Seattle at San Francisco.....6 p.m.

Kansas City at New Orleans.....7 p.m.

Sunday, August 10

Chicago at Miami (TNT).....8 p.m.

Monday, August 11

Philadelphia at Pittsburgh (ABC).....8 p.m.

## WEEK THREE

Thursday, August 14

Carolina at Kansas City (ESPN).....7 p.m.

Friday, August 15

St. Louis at Dallas (FOX).....7 p.m.

Saturday, August 16

Buffalo vs. Green Bay (NBC).....4 p.m.

(American Bowl '97 in Toronto, Canada)

Tennessee vs. San Diego @ Nashville, Tenn. ....7 p.m.

Indianapolis at Seattle.....7 p.m.

Minnesota at Cincinnati.....7:30 p.m.

New York Jets at New York Giants.....8 p.m.

Washington at Atlanta.....7:30 p.m.

Baltimore at Philadelphia.....8 p.m.

Arizona at Chicago.....7 p.m.

Miami at Tampa Bay.....7:30 p.m.

New Orleans at Oakland.....1 p.m.



Sunday, August 17

**Denver at New England (NBC).....1 p.m.**

Detroit at Pittsburgh (TNT).....8 p.m.

Monday, August 18

Jacksonville at San Francisco (ABC).....5 p.m.

## WEEK FOUR

Thursday, August 21

Detroit at Indianapolis.....6:30 p.m.

New England at Philadelphia.....8 p.m.

Washington at Miami (ESPN).....8 p.m.

Kansas City at St. Louis.....7 p.m.

Friday, August 22

Atlanta at Jacksonville.....7:30 p.m.

Buffalo at Baltimore.....7:30 p.m.

N.Y. Jets vs. Tampa Bay @ Orlando, Fla. ....7:30 p.m.

San Diego at Minnesota.....7 p.m.

Pittsburgh at Carolina.....8 p.m.

New Orleans at Chicago.....7:30 p.m.

N.Y. Giants vs. Green Bay @ Madison, Wisc. ....7 p.m.

Saturday, August 23

Tennessee at Dallas.....7 p.m.

**San Francisco at Denver (FOX).....6 p.m.**

Oakland at Arizona.....7 p.m.

## POSTSEASON

Saturday, Dec. 27

AFC and NFC Wild Card Playoffs (ABC)

Sunday, Dec. 28

AFC and NFC Wild Card Playoffs (NBC and FOX)

Saturday, Jan. 3

AFC and NFC Divisional Playoffs (NBC and FOX)

Sunday, Jan. 4

AFC and NFC Divisional Playoffs (NBC and FOX)

Sunday, Jan. 11

AFC and NFC Championship Games (NBC and FOX)

Sunday, Jan. 25

Super Bowl XXXII at San Diego (NBC)

Sunday, Feb. 1

AFC-NFC Pro Bowl at Honolulu, Hawaii (ABC)

## 1997 NFC-AFC INTERCONFERENCE GAMES

(All Games Sunday Unless Noted; All Times Local at Game Site)

WEEK ONE — AUG. 31

Dallas at Pittsburgh.....1:00

Minnesota at Buffalo.....1:00

WEEK TWO — SEPT. 7

New York Giants at Jacksonville.....4:00

San Diego at New Orleans.....12:00

Washington at Pittsburgh.....1:00

WEEK THREE — SEPT. 14

Baltimore at New York Giants.....1:00

Carolina at San Diego.....1:00

Miami at Green Bay.....12:00

Oakland at Atlanta.....1:00

**St. Louis at Denver.....2:00**

WEEK FOUR — SEPT. 21

Chicago at New England.....1:00

Kansas City at Carolina.....1:00

Miami at Tampa Bay.....8:00

WEEK FIVE — SEPT. 28

**Denver at Atlanta.....1:00**

Jacksonville at Washington.....1:00

St. Louis at Oakland.....1:00

WEEK SIX — OCT. 5

Detroit at Buffalo.....1:00

WEEK SEVEN — OCT. 12

Philadelphia at Jacksonville.....1:00

WEEK EIGHT — OCT. 19

Jacksonville at Dallas.....12:00

Seattle at St. Louis.....12:00

Washington at Tennessee.....12:00

WEEK NINE — OCT. 26

Baltimore at Washington.....1:00

Chicago at Miami.....4:00

Cincinnati at New York Giants.....1:00

Tennessee at Arizona.....2:00

Kansas City at St. Louis.....12:00

WEEK NINE — OCT. 27 (MON.)

Green Bay at New England.....9:00

WEEK TEN — NOV. 2

New England at Minnesota.....12:00

Oakland at Carolina.....1:00

Tampa Bay at Indianapolis.....1:00

WEEK ELEVEN — NOV. 9

**Carolina at Denver.....2:00**

New Orleans at Oakland.....1:00

New York Giants at Tennessee.....3:00

WEEK TWELVE — NOV. 16

Green Bay at Indianapolis.....1:00

New England at Tampa Bay.....1:00

New York Jets at Chicago.....3:00

Philadelphia at Baltimore.....1:00

Seattle at New Orleans.....12:00

WEEK THIRTEEN — NOV. 23

Arizona at Baltimore.....1:00

Indianapolis at Detroit.....1:00

Minnesota at New York Jets.....1:00

Pittsburgh at Philadelphia.....1:00

San Diego at San Francisco.....1:00

WEEK FOURTEEN — NOV. 27 (THURS.)

Tennessee at Dallas.....3:00

WEEK FORTY — NOV. 30

Atlanta at Seattle.....1:00

Cincinnati at Philadelphia.....1:00

Pittsburgh at Arizona.....2:00

San Francisco at Kansas City.....12:00

WEEK FIFTEEN — DEC. 7

Atlanta at San Diego.....1:00

Buffalo at Chicago.....12:00

Detroit at Miami.....8:00

WEEK SIXTEEN — DEC. 14

Dallas at Cincinnati.....1:00

Tampa Bay at New York Jets.....1:00

WEEK SIXTEEN — DEC. 15 (MON.)

**Denver at San Francisco.....6:00**

WEEK SEVENTEEN — DEC. 21

Indianapolis at Minnesota.....12:00

New Orleans at Kansas City.....12:00

New York Jets at Detroit.....4:00

San Francisco at Seattle.....5:00



# 1997 NATIONAL TELEVISION GAMES

## REGULAR SEASON

Sunday, Aug. 31	<b>Kansas City at Denver (day, NBC)</b>
	Washington at Carolina (night, TNT)
Monday, Sept. 1	Chicago at Green Bay (night, ABC)
Sunday, Sept. 7	Green Bay at Philadelphia (day, FOX)
	Dallas at Arizona (night, TNT)
Monday, Sept. 8	Kansas City at Oakland (night, ABC)
Sunday, Sept. 14	<b>St. Louis at Denver (day, FOX)</b>
	New York Jets at New England (night, TNT)
Monday, Sept. 15	Philadelphia at Dallas (night, ABC)
Sunday, Sept. 21	<b>Cincinnati at Denver (day, NBC)</b>
	Miami at Tampa Bay (night, TNT)
Monday, Sept. 22	Pittsburgh at Jacksonville (night, ABC)
Sunday, Sept. 28	Chicago at Dallas (day, FOX)
	Philadelphia at Minnesota (night, TNT)
Monday, Sept. 29	San Francisco at Carolina (night, ABC)
Sunday, Oct. 5	San Diego at Oakland (day, NBC)
	New Orleans at Chicago (night, TNT)
Monday, Oct. 6	<b>New England at Denver (night, ABC)</b>
Sunday, Oct. 12	Carolina at Minnesota (day, FOX)
	Indianapolis at Pittsburgh (night, TNT)
Monday, Oct. 13	Dallas at Washington (night, ABC)
Thursday, Oct. 16	San Diego at Kansas City (night, TNT)
Sunday, Oct. 19	<b>Denver at Oakland (day, NBC)</b>
Monday, Oct. 20	Buffalo at Indianapolis (night, ABC)
Sunday, Oct. 26	Oakland at Seattle (day, FOX)
	Atlanta at Carolina (night, TNT)
Monday, Oct. 27	Green Bay at New England (night, ABC)
Sunday, Nov. 2	Dallas at San Francisco (day, FOX)
	Detroit at Green Bay (night, ESPN)
Monday, Nov. 3	Pittsburgh at Kansas City (night, ABC)
Sunday, Nov. 9	New England at Buffalo (day, NBC)
	Baltimore at Pittsburgh (night, ESPN)
Monday, Nov. 10	San Francisco at Philadelphia (night, ABC)
Sunday, Nov. 16	Carolina at San Francisco (day, FOX)
	Oakland at San Diego (night, ESPN)
Monday, Nov. 17	Buffalo at Miami (night, ABC)
Sunday, Nov. 23	San Diego at San Francisco (day, NBC)
	New York Giants at Washington (night, ESPN)
Monday, Nov. 24	<b>Oakland at Denver (night, ABC)</b>
Thursday, Nov. 27	Chicago at Detroit (day, FOX)
	Tennessee at Dallas (day, NBC)
Sunday, Nov. 30	Miami at Oakland (day, NBC)
	<b>Denver at San Diego (night, ESPN)</b>
Monday, Dec. 1	Green Bay at Minnesota (night, ABC)
Thursday, Dec. 4	Tennessee at Cincinnati (night, ESPN)
Sunday, Dec. 7	Minnesota at San Francisco (day, FOX)
	Detroit at Miami (night, ESPN)
Monday, Dec. 8	Carolina at Dallas (night, ABC)
Saturday, Dec. 13	Washington at New York Giants (day, FOX)
	Pittsburgh at New England (day, NBC)
Sunday, Dec. 14	Green Bay at Carolina (day, FOX)
	Chicago at St. Louis (night, ESPN)
Monday, Dec. 15	<b>Denver at San Francisco (night, ABC)</b>
Saturday, Dec. 20	Buffalo at Green Bay (day, NBC)
	St. Louis at Carolina (day, FOX)
Sunday, Dec. 21	<b>San Diego at Denver (day, NBC)</b>
	San Francisco at Seattle (night, ESPN)
Monday, Dec. 22	New England at Miami (night, ABC)

# 1997 PRIME TIME TELEVISION GAMES

(All times local; Sunday on TNT and ESPN, Monday on ABC; also on CBS radio)

Sunday, Aug. 31	Washington at Carolina (TNT) . . . . .8:00
Monday, Sept. 1	Chicago at Green Bay (ABC) . . . . .8:00
Sunday, Sept. 7	Dallas at Arizona (TNT) . . . . .5:00
Monday, Sept. 8	Kansas City at Oakland (ABC) . . . . .6:00
Sunday, Sept. 14	New York Jets at New England (TNT) . . . . .8:00
Monday, Sept. 15	Philadelphia at Dallas (ABC) . . . . .8:00
Sunday, Sept. 21	Miami at Tampa Bay (TNT) . . . . .8:00
Monday, Sept. 22	Pittsburgh at Jacksonville (ABC) . . . . .9:00
Sunday, Sept. 28	Philadelphia at Minnesota (TNT) . . . . .7:00
Monday, Sept. 29	San Francisco at Carolina (ABC) . . . . .9:00
Sunday, Oct. 5	New Orleans at Chicago (TNT) . . . . .7:00
Monday, Oct. 6	<b>New England at Denver (ABC)</b> . . . . .7:00
Sunday, Oct. 12	Indianapolis at Pittsburgh (TNT) . . . . .8:00
Monday, Oct. 13	Dallas at Washington (ABC) . . . . .9:00
Thursday, Oct. 16	San Diego at Kansas City (TNT) . . . . .7:00
Monday, Oct. 20	Buffalo at Indianapolis (ABC) . . . . .8:00
Sunday, Oct. 26	Atlanta at Carolina (TNT) . . . . .8:00
Monday, Oct. 27	Green Bay at New England (ABC) . . . . .9:00
Sunday, Nov. 2	Detroit at Green Bay (ESPN) . . . . .7:00
Monday, Nov. 3	Pittsburgh at Kansas City (ABC) . . . . .8:00
Sunday, Nov. 9	Baltimore at Pittsburgh (ESPN) . . . . .8:00
Monday, Nov. 10	San Francisco at Philadelphia (ABC) . . . . .9:00
Sunday, Nov. 16	Oakland at San Diego (ESPN) . . . . .5:00
Monday, Nov. 17	Buffalo at Miami (ABC) . . . . .9:00
Sunday, Nov. 23	New York Giants at Washington (ESPN) . . . . .8:00
Monday, Nov. 24	<b>Oakland at Denver (ABC)</b> . . . . .7:00
Sunday, Nov. 30	<b>Denver at San Diego (ESPN)</b> . . . . .5:00
Monday, Dec. 1	Green Bay at Minnesota (ABC) . . . . .8:00
Thursday, Dec. 4	Tennessee at Cincinnati (ESPN) . . . . .8:00
Sunday, Dec. 7	Detroit at Miami (ESPN) . . . . .8:00
Monday, Dec. 8	Carolina at Dallas (ABC) . . . . .8:00
Sunday, Dec. 14	Chicago at St. Louis (ESPN) . . . . .7:00
Monday, Dec. 15	<b>Denver at San Francisco (ABC)</b> . . . . .6:00
Sunday, Dec. 21	San Francisco at Seattle (ESPN) . . . . .5:00
Monday, Dec. 22	New England at Miami (ABC) . . . . .9:00

## DENVER BRONCOS 1997 SCHEDULE

Day, Date	Team and Site	Time	TV
<b>Preseason</b>			
Saturday, July 26	vs. BUFFALO	7:00 p.m.	KUSA
Monday, Aug. 4	vs. Miami @ Mexico City, Mexico (Central Time Zone)	7:00 p.m.	ABC
Saturday, Aug. 9	at Carolina	8:00 p.m.	KUSA
Sunday, Aug. 17	at New England	1:00 p.m.	NBC
Saturday, Aug. 23	SAN FRANCISCO	6:00 p.m.	FOX
<b>Regular Season</b>			
Sunday, Aug. 31	vs. KANSAS CITY	2:00 p.m.	NBC
Sunday, Sept. 7	at Seattle	1:00 p.m.	NBC
Sunday, Sept. 14	vs. ST. LOUIS	2:00 p.m.	FOX
Sunday, Sept. 21	vs. CINCINNATI	2:00 p.m.	NBC
Sunday, Sept. 28	at Atlanta	1:00 p.m.	NBC
Monday, Oct. 6	vs. NEW ENGLAND	7:00 p.m.	ABC
Sunday, Oct. 12	Open Date		
Sunday, Oct. 19	at Oakland	1:00 p.m.	NBC
Sunday, Oct. 26	at Buffalo	1:00 p.m.	NBC
Sunday, Nov. 2	vs. SEATTLE	2:00 p.m.	NBC
Sunday, Nov. 9	vs. CAROLINA	2:00 p.m.	FOX
Sunday, Nov. 16	at Kansas City	12:00 p.m.	NBC
Monday, Nov. 24	vs. OAKLAND	7:00 p.m.	ABC
Sunday, Nov. 30	at San Diego	5:00 p.m.	ESPN
Sunday, Dec. 7	at Pittsburgh	1:00 p.m.	NBC
Monday, Dec. 15	at San Francisco	6:00 p.m.	ABC
Sunday, Dec. 21	SAN DIEGO	2:00 p.m.	NBC

*All Kickoff Times are Local at Site*