



**WORLD
CHAMPION
DENVER
BRONCOS**



**1998
MEDIA
GUIDE**

Executive Offices

13655 Broncos Parkway • Englewood, Colorado 80112
Telephone: (303) 649-9000 • FAX: (303) 649-9354 • PR FAX: (303) 649-0562

Media Relations Phone Numbers:

Jim Saccomano, Senior Director: (303) 649-0572
Paul Kirk, Assistant: (303) 649-0503 • Richard Stewart, Assistant: (303) 649-0512
Internet: www.denverbroncos.com

Ticket Office

Denver Mile High Stadium
1900 Eliot Street
Denver, CO 80204
(303) 433-7466
FAX: (303) 433-3414

Training Camp

Lawrenson Hall
University of Northern Colorado
Greeley, CO 80639
(970) 351-1007
FAX: (970) 351-4060

National Football League

280 Park Avenue
New York, NY 10017
(212) 450-2000
FAX: (212) 281-7573
Internet: www.nfl.com

1998 DENVER BRONCOS SCHEDULE

(all times local at site)

PRESEASON

Wk.	Day	Date	Opponent	Stadium	Time	TV
1	Sat.	Aug. 8	at St. Louis	Trans World Dome	7:00 p.m. CDT	KUSA
2	Fri.	Aug. 14	New Orleans	Mile High Stadium	7:00 p.m. MDT	KUSA
3	Mon.	Aug. 24	Green Bay	Mile High Stadium	6:00 p.m. MDT	ABC
4	Sat.	Aug. 29	at Tennessee	Vanderbilt Stadium	1:00 p.m. CDT	KUSA

REGULAR SEASON

Wk.	Day	Date	Opponent	Stadium	Time	TV
1	Mon.	Sept. 7	New England	Mile High Stadium	6:20 p.m. MDT	ABC
2	Sun.	Sept. 13	Dallas	Mile High Stadium	2:15 p.m. MDT	FOX
3	Sun.	Sept. 20	at Oakland	Oakland-Alameda Coliseum	1:15 p.m. PDT	CBS
4	Sun.	Sept. 27	at Washington	Jack Kent Cooke Stadium	1:01 p.m. EDT	CBS
5	Sun.	Oct. 4	Philadelphia	Mile High Stadium	2:15 p.m. MDT	FOX
6	Sun.	Oct. 11	at Seattle	Kingdome	1:15 p.m. PDT	CBS
7			BYE WEEK			
8	Sun.	Oct. 25	Jacksonville	Mile High Stadium	2:15 p.m. MST	CBS
9	Sun.	Nov. 1	at Cincinnati	Cinergy Field	1:01 p.m. EST	CBS
10	Sun.	Nov. 8	San Diego	Mile High Stadium	2:15 p.m. MST	CBS
11	Mon.	Nov. 16	at Kansas City	Arrowhead Stadium	7:20 p.m. CST	ABC
12	Sun.	Nov. 22	Oakland	Mile High Stadium	2:15 p.m. MST	CBS
13	Sun.	Nov. 29	at San Diego	Qualcomm Stadium	5:20 p.m. PST	ESPN
14	Sun.	Dec. 6	Kansas City	Mile High Stadium	2:15 p.m. MST	CBS
15	Sun.	Dec. 13	at New York Giants	Giants Stadium	1:01 p.m. EST	CBS
16	Mon.	Dec. 21	at Miami	Pro Player Park	8:20 p.m. EST	ABC
17	Sun.	Dec. 27	Seattle	Mile High Stadium	2:15 p.m. MST	CBS

ON THE COVER

"This one's for John!" That was the defining statement delivered by Broncos President and Chief Executive Officer Pat Bowlen as he stood atop a crowded stage for the presentation of the Vince Lombardi Trophy following Denver's Super Bowl XXXII victory over Green Bay, Jan. 25, 1998 at San Diego's Qualcomm Stadium. Quarterback John Elway, in his 15th NFL season, guided the Broncos to the first World Championship in the franchise's 38-year history, and is pictured on the cover of the 1998 Broncos Media Guide, hoisting the trophy.

**DENVER BRONCOS
1998
MEDIA GUIDE**

INDEX

Alumni Council	489	Records — Postseason	
Attendance Markers	475	Broncos Individual	481
Biographies:		Broncos Team	466
Assistant Coaches	18	Results:	
Draft Choices	211	1997 Season	222
Head Coach Mike Shanahan	13	All-Time Game-by-Game	297
Management	9	Artificial Turf Record	543
Owner Pat Bowlen	5	Miscellaneous Record Breakdowns	316
Player Personnel	34	Overtime Games	315
Rookie & First Year Free Agents	216	Television Games	315
Veteran Players	52	Year-by-Year Final Record	362
Biographies Index	4	Retired Numbers	499
Broncos Name Origin	139	Ring of Fame Member Profiles	484
Cheerleaders	537	Rosters:	
Coaching Records, Year-by-Year	413	All-Time Broncos (Alphabetical)	504
Cold Weather Games	543	All-Time Broncos (Numerical)	517
Community Relations	532	All-Time Coaches	414
Directory	2	1998 Breakdown by Position	291
Draft Choices 1960-98	490	1998 Rookie and First-Year	294
Hall of Fame Broncos	503	1998 Veterans	292
Highlight Film Information	559	Schedules:	
Historical Highlights	524	Broncos 1998	IFC
Honors and Awards, All-Time Individual	478	1998 Opponent Capsules	551
Honors and Awards, 1997	241	NFL Regular Season	560
How the Broncos Were Built	295	NFL Postseason	563
Last Time	230	NFL Preseason	562
Mascot	538	NFL Interconference games	563
Media Information	558	Series Scores vs. Opponents	312
Medical Glossary	544	Service with Broncos	422
Monday Night Games	315	Stadium Information	539
Most Valuable Player Awards		Staff Photos	40
(Broncos team)	483	Starting Lineups, 1960-97	357
National Football League		Starters, 1997 Game-by-Game	234
1997 Standings	541	Statistics:	
Personnel Directory	556	1997 Individual Game-by-Game	242
Player Personnel Dates	550	1997 Team Game-by-Game	232
Public Relations Directors	557	1997 Game Summaries/Stats	250
Super Bowl/Conf. Championship Scores	542	1997 Regular Season Individual and Team	222
Offense and Defense Year-by-Year	416	1997 Postseason Individual and Team	225
Paul D. Bowlen Memorial		1997 Preseason Individual and Team	227
Broncos Centre	5	1997 Participation	235
Free Agents Signed/Lost, 1989-98	495	1997 Single-Game Highs	229
Playing Field Plan	548	Leaders Year by Year	416
Postseason Game Summaries	364	Year-by-Year Final Statistics	319
Pro Bowl Broncos	482	Super Bowl Future Sites	543
Pronunciation Guide	291	Television Games, 1998	564
Radio Network	540	Ticket Sales, 1980-98	415
Records — Regular Season		Trades, All-Time	496
Broncos Individual	423	Training Camp Sites, 1960-98	543
Broncos Team	438	Transactions, 1997-98	500
Opponent Individual	453	What to Look For in 1998	49
Opponent Team	456	Winning Tradition	46
Outstanding Individual Performances	471		

CREDITS

The 1998 Denver Broncos media guide has been produced to assist members of the media in their coverage of the Broncos. The guide was produced by the club's public relations department, Jim Saccomano, Senior Director. Information contained herein was compiled by the current and previous public relations staffs. ©1998 Denver Broncos Football Club. Layout, design and editing by media relations assistant Paul Kirk using QuarkXPress™ desktop publishing applications on a Macintosh computer system, with editorial assistance from Saccomano, media relations assistant Richard Stewart and marketing services specialist Steve Harbula. Additional thanks to media relations intern Julie St. Cyr, as well as Joe Cronin and John Turney for their extensive statistical research, Printing by A.B. Hirschfeld Press, Denver, Colo. All photography and scans by Rich Clarkson & Associates. Photographers: Eric Bakke, David Gonzales and Ryan McKee. Please see pages 558-59 for complete media services information.



BRONCOS DIRECTORY

Business Address 13655 Broncos Parkway, Englewood, CO 80112
 Telephone (303) 649-9000
 Ticket Office (303) 433-7466
 Internet Address www.denverbroncos.com
 Home Stadium Mile High Stadium (76,078)
 Colors Orange and Bronco Navy Blue
 Conference American Football Conference (Western Division)

OWNERSHIP

Pat Bowlen President and Chief Executive Officer
 Yolanda Saltus Senior Executive to President and CEO

BOARD OF DIRECTORS

Pat Bowlen Chairman of the Board
 Bill Bowlen Board Member
 John Bowlen Board Member
 Bill Britton Board Member
 Tim Guard Board Member
 Jeff Harman Board Member
 Fred Hemmings Board Member
 John Jagger Board Member

GENERAL MANAGER

John Beake General Manager
 Kristi Nichols Executive Assistant to General Manager

VICE PRESIDENT OF BUSINESS OPERATIONS

David Wass Vice President of Business Operations
 Lisa Monroe Executive Assistant to Vice President of Business Operations

BOWLEN SPORTS, INC.

Jim Schafer Assistant to the President
 Veronica Ibarra Executive Assistant

HEAD COACH

Mike Shanahan Head Coach

COACHING STAFF

Frank Bush Linebackers
 Barney Chavous Assistant Offensive Line / Assistant Strength and Conditioning
 Rick Dennison Special Teams
 Ed Donatell Defensive Backs
 George Dyer Defensive Line
 Alex Gibbs Assistant Head Coach / Offensive Line
 Mike Heimerdinger Wide Receivers
 Gary Kubiak Offensive Coordinator / Quarterbacks
 Pat McPherson Defensive Assistant
 Brian Pariani Tight Ends
 Ricky Porter Offensive Assistant
 Greg Robinson Defensive Coordinator
 Greg Saporta Assistant Strength and Conditioning
 Rick Smith Defensive Assistant
 John Teerlinck Pass Rush Specialist
 Bobby Turner Running Backs
 Rich Tuten Strength and Conditioning

Cindi Lowe Secretary to Head Coach
 Dixie Greer Assistant Coaches Secretary / Video Department

PLAYER PERSONNEL

Neal Dahlen Director of Player Personnel
 Jack Elway Director of Pro Scouting
 Ted Sundquist Director of College Scouting
 Jerry Frei College Scouting Consultant
 Dave Blando Director of Salary Cap and Football Finance Administration
 Bob Beers College Scout
 Scott DiStefano College Scout
 Jim Goodman College Scout
 Cornell Green College Scout
 Dan Rambo College Scout
 Dale Strahm College Scout



PLAYER PERSONNEL, cont.

Chris Trulove Pro Personnel Assistant
 Mike Bluem College Scouting Assistant
 Pam Hynes Player Personnel Assistant
 Jill Fishman Player Personnel Assistant

ATHLETIC TRAINING

Steve Antonopoulos Head Athletic Trainer
 Jim Keller Assistant Trainer
 Ulysses Byas Assistant Trainer
 Dr. Richard Hawkins Team Physician
 Dr. Arthur Ziporin Team Physician

EQUIPMENT

Doug West Equipment Manager
 Ronnie Bill Assistant Equipment Manager
 Chris Valenti Equipment Assistant

VIDEO

Kent Erickson Director of Video Operations
 Gary McCune Assistant Video Director
 Kirt Horiuchi Video Assistant

FINANCE

Allen Fears Chief Financial Officer
 Jo Bidwell Accounting Manager
 Beverly J. Havens Accounts Payable
 Sheila Thomas Human Resources/Payroll
 Sherry Zoltay Insurance Coordinator

COMMUNITY RELATIONS

Billy Thompson Director of Player Relations
 Fred Fleming Assistant to the General Manager / Community Relations
 Steve Sewell Community Relations Youth Coordinator
 Lee Carpenter Community Relations Secretary

INFORMATION SYSTEMS

Rick Schoenhals Manager of Information Systems
 Gary Kalika Network Manager
 Dave Daubers Operator / Programmer for Information Systems

MARKETING

Sara Gilbertson Director of Marketing
 Michael Young Director of Corporate Relations
 Pamela Krotchko Manager, Denver Broncos Charities Fund
 Steve Harbula Marketing Services Specialist
 Britt Williams Events Coordinator
 Brady Kellogg Marketing Analyst
 Teresa Schroeder Director of Cheerleaders

MEDIA RELATIONS

Jim Saccomano Senior Director of Media Relations
 Paul Kirk Media Relations Assistant
 Richard Stewart Media Relations Assistant

OPERATIONS

Bill Harpole Director of Operations
 Ross Kurcab Turf Manager
 Wes Conway Assistant Turf Manager
 Troy Smith Assistant Turf Manager
 Chip Conway Facilities Assistant
 Meredith Zier Administrative Assistant
 Maeve Drake Receptionist
 Sue Kissel Manager/Broncos Store

STADIUM OPERATIONS

Gail Stuckey Director of Stadium Operations
 Susan Vaughn Administrative Assistant

TICKET OPERATIONS

Rick Nichols Director of Ticket Operations / Business Development
 Trevor Hinz Assistant Ticket Manager
 Patti Barban Senior Ticket Assistant
 Carol Gibbons Ticket Assistant
 Jim Reese Ticket Assistant
 Brad St. Clair Ticket Assistant
 Derek Thomas Ticket Assistant



INDEX TO BIOGRAPHIES

Alexander, Curtis	213	Jones, Ernest	144
Armour, Justin	52	Jones, K.C.	145
Ashman, Duane	216	Jones, Tony	146
Atwater, Steve	53	Jordan, Kevin	148
Banks, Chris	216	Kaiser, Jason	219
Beake, John	9	Kidd, Carl	148
Beers, Bob	36	Kubiak, Gary	24
Blando, Dave	36	Lepsis, Matt	149
Bowlen, Pat	6	Lewis, Jeff	150
Branch, Darrick	217	Lodish, Mike	151
Braxton, Tyrone	56	Loville, Derek	153
Brister, Bubby	59	Lynn, Anthony	156
Brown, Eric	212	McCaffrey, Ed	157
Brown, Cyron	217	McCoy, Ryan	220
Burkett, Jeremy	217	McPherson, Pat	25
Burns, Keith	62	Mobley, John	160
Bush, Frank	18	Nalen, Tom	162
Butler, Hillary	218	Nash, Marcus	211
Cadrez, Glenn	63	Neil, Dan	164
Carswell, Dwayne	65	Noel, Tori	220
Chamberlain, Byron	66	Novitsky, Craig	164
Chavous, Barney	19	Nussmeier, Doug	165
Christopherson, Ryan	68	Panasuk, Mike	220
Coghill, George	68	Pariani, Brian	26
Cooper, Andre	218	Paul, Tito	166
Crockett, Ray	69	Porter, Ricky	26
Dahlen, Neal	34	Pryce, Trevor	167
Davis, Terrell	72	Rambo, Dan	38
Dennison, Rick	19	Ray, Terry	168
Diaz-Infante, David	88	Richie, David	169
DiStefano, Scott	37	Robinson, Greg	27
Dodge, Dedrick	89	Romanowski, Bill	170
Donatelli, Ed	20	Rouen, Tom	172
Dyer, George	21	Russ, Steve	174
Elam, Jason	91	Saporta, Greg	29
Elway, Jack	34	Schlereth, Mark	175
Elway, John	95	Shanahan, Mike	13
Frei, Jerry	35	Sharpe, Shannon	177
Gamble, David	121	Smith, Detron	188
Gibbs, Alex	21	Smith, Neil	189
Gizzi, Chris	218	Smith, Rick	29
Goeas, Leo	121	Smith, Rod	193
Gordon, Darrien	122	Strahm, Dale	39
Green, Cornell	38	Sundquist, Ted	35
Green, Willie	126	Swayne, Harry	196
Griese, Brian	212	Tanuvasa, Maa	198
Griffith, Howard	128	Teague, Trey	215
Hall, Courtney	130	Teerlinck, John	30
Harrison, Martin	132	Traylor, Keith	199
Hasselbach, Harald	133	Turner, Bobby	31
Hebron, Vaughn	134	Tuten, Melvin	201
Heimerdinger, Mike	23	Tuten, Rich	32
Herrin, Erick	219	Veland, Tony	202
Hesse, Jon	137	Washington, Marvin	203
Hilliard, Randy	138	Wass, David	11
Howard, Chris	214	Watkins, Kendell	204
Ivey, Pat	219	Wayne, Nate	215
James, Tory	140	Williams, Alfred	205
Jeffers, Patrick	141	Wilson, Sir Mawn	207
Jeffries, Dameian	142	Zimmerman, Gary	208
Johnson, Darrius	143		

THE PAUL D. BOWLEN MEMORIAL BRONCOS CENTRE

On March 5, 1990 the Denver Broncos moved into the Paul D. Bowlen Memorial Broncos Centre, the state-of-the-art headquarters for the National Football League team. The complex is named for the Broncos owner's late father, and is the culmination of Pat Bowlen's desire to maximize a positive working environment for his team, which earned its first World Championship in 1997 after being the only American Football Conference club to appear in the three Super Bowls during the 1980s.

The training facility is situated on 13.5 acres in the rapidly expanding Dove Valley Business Park in south Arapahoe County. It includes an administrative building, two full-size practice fields and a smaller workout field.

The Bowlen Broncos Centre is a two-story building totaling 60,000 square feet, well over twice the size of the team's previous facility. The ground floor houses the main entry, visitors area and trophy display area, and media room, in addition to the play-related facilities, which encompass the locker room, meeting rooms, training area, weight room, equipment room, and video department.

It is on the second level, which is accessible through two stairways adjacent to the lobby area, that most of the administrative offices are located. These include the offices for Pat Bowlen, Mike Shanahan, John Beake and David Wass, as well as those of all assistant coaches and football operations personnel. The second floor is divided into one wing for administrative offices and another for coaches and meeting rooms. The Broncos' extensive computer operation also is located on the second floor.

There is ample practice space available for use by the Broncos, as both practice fields are 100 yards and one of them has a unique design system that includes underground wiring to prevent the turf from freezing and thus allows the Broncos to practice year-round on unfrozen natural grass. The complex also includes a smaller, 50-yard natural grass workout field and the Broncos' indoor "bubble," which houses a 70-yard artificial turf field.

The expansive weight room and training room are among the largest in the entire league, and the Bowlen Centre also includes a separate building that houses two racquetball courts for training and leisure use by players and staff members.





PRESIDENT AND CHIEF EXECUTIVE OFFICER

PAT BOWLEN



With the single phrase, "This one's for John," Denver Broncos owner Pat Bowlen verbalized the feelings of the city of Denver, the Rocky Mountain region, and much of the nation after his beloved Denver Broncos won Super Bowl XXXII in San Diego on January 25, 1998.

But as much as the Broncos first World Championship was for John Elway and the team's legion of fans, no one was more deserving of the triumph than Pat Bowlen, whose single-minded pursuit of the Super Bowl title has been unwavering since he purchased the Broncos in 1984.

All are aware that it is the owner who provides the leadership that is integral to a championship team, but many fans are unaware that much of the heart, soul, and drive of this championship organization comes directly from Pat Bowlen.

Champions are built from the top, and the Broncos owner has been a model in the scope of his drive and commitment. "I

want us to be number one in everything," Bowlen has often said in a recurring theme that marks his management style.

His 1997 Broncos fulfilled the team's lifelong quest in bringing the Mile High City the World Championship with their sterling 31-24 triumph over the Green Bay Packers. In the process, the Broncos became the first American Football Conference team to win in 14 years and just the second wild card to win the Super Bowl under the NFL's present playoff system.

It is the owner himself who charts the course for this highly successful franchise, infusing his team and employees with the drive to attain those goals. Financially and philosophically, his pursuit of a championship is absolute, whether judged by the Broncos' pursuit of free agents, by his pledge to contribute more than \$80 million to Denver's proposed new stadium, or simply by his fierce desire to have his Broncos at the pinnacle in all ways that success can be measured.

Well into his second decade as the Broncos' chief executive, Pat Bowlen comes into 1998 braced with the satisfaction of great success, both for his franchise and the NFL structure, and yet at the forefront of new challenges for the team, the city and the league.

The Broncos' President and Chief Executive Officer has fashioned a powerful reputation among his peers as a bold, dynamic leader who is single-minded in his pursuit of excellence, whether in representing Denver and Broncos or the hierarchy of the National Football League.

In addition to his role with the Broncos, Bowlen was a key figure in spearheading both the league's labor and TV contracts. He has been a member of the NFL Management Council Executive Committee, and is currently the Chairman of the highly prestigious NFL Broadcasting Committee, while also serving on the NFL Finance Committee. A pivotal voice in league policy, he also is Chairman of the NFL Enterprises/NFL Films Executive Committees and serves as a member of the NFL International Committee and the Board of the NFL Europe League. Most recently, Bowlen was named to a special NFL committee formed to look at league-wide business strategy and long-range planning.

Bowlen comes into the 1998 season in the midst of the drive for a critically needed new stadium that will mutually benefit the Broncos and the Mile High City, and in his role as Chairman of the NFL Broadcasting Committee he once again spearheaded the negotiations for the league's new television contract, the most lucrative single-sport contract in history.

Nineteen ninety-eight will be the 29th straight year of home sellouts at Mile High Stadium, longest in the American Football Conference, and that streak is just one measure of the Pat Bowlen success story in Denver.



During his tenure as President and Chief Executive Officer of the Broncos (1984-97) Bowlen's team has dominated the American Football Conference Western Division in posting more division titles (six), conference Championship Game appearances (five), and Super Bowl appearances (four) than any other club in the division. Under Bowlen's leadership the Broncos have had eight playoff appearances and just two losing seasons.

The 1995 campaign began a new era both for the Broncos and the NFL, and Pat Bowlen played an integral role in both, selecting a dynamic new head coach in Mike Shanahan while also having had a pivotal role in the creation of the new collective bargaining agreement and the television contract, changing the face of professional football in the process.

The Broncos' dynamic chief executive followed up the hiring of Shanahan by once again becoming a major player in the league's free agency. Under Bowlen's leadership Denver has been very aggressive in the marketplace, in the last four years adding 25 unrestricted free agents to the Denver roster.

Bowlen has made all these moves with one goal unchanged—to aggressively position the Broncos for yet another run at a Super Bowl championship for the Mile High City.

He presides over a franchise that by any standard has been one of the NFL's most successful in this time frame (1984-97). In Bowlen's 14 years of ownership the Broncos have played 18 postseason games, with all regular and postseason games sold out at Mile High Stadium.

The Broncos President has seen the team's consecutive home game sellout streak stretch to 222 straight regular and postseason non-strike games through the end of the 1997 campaign, as Denver led the entire National Football League in actual in-stadium attendance over that 14-year period. The Broncos have drawn nearly nine million fans to Mile High Stadium from 1984-97, tops in the NFL.

Bowlen's 14 years of ownership have resulted in the best home record (88-25) in the AFC. Bowlen finished second in *The Sporting News* 1987 Executive of the Year balloting.

His franchise has won six division crowns, and has had regular season win totals of 13 (twice), 12 (twice), 11 (three times) and 10. In fact, eight of the nine finest campaigns in team history have come during the Bowlen regime.

In 1991 Bowlen's team had the greatest turnaround in team history, finishing with a 12-4 record that included the American Football Conference Western Division title and the fourth AFC Championship Game appearance of Bowlen's vibrant ownership.

Bowlen's focus for the coming year is to once again put his team in line to defend its title. The Broncos own AFC Championship wins in 1986, 1987, 1989 and 1997. Denver was the only AFC franchise to make three Super Bowl appearances in the 1980s and without question Pat Bowlen provides the organizational thrust that has served as the catalyst to the Broncos' outstanding record.

No one sets higher standards for the Broncos than Pat Bowlen himself, whose unchanging goal is to have his franchise annually regarded among the finest in pro football, with victory being the measuring stick for that success. Thus, the goal of Denver's dynamic and energetic chief executive remains firmly set on repeating the World Championship season of 1997.

The Broncos once again will pursue a championship season from their spacious headquarters, the Paul D. Bowlen Memorial Broncos Centre, a 60,000-square-foot state-of-the-art office and training complex in Arapahoe County's Dove Valley location. The move into this new facility, which came on March 5, 1990, accomplished one of Bowlen's significant goals, that being to upgrade the Broncos' working facility and in so doing solidify the foundation for continued success.

Pat Bowlen was introduced as the majority owner of the Denver Broncos on March 23, 1984, and that announcement triggered a new era in franchise history, one which has coupled success on the playing field with enthusiasm for an even brighter future.

He immediately put his own mark on the Broncos, establishing a solid administration and creating a positive atmosphere that was a major factor in the team's success both on and off the field.

The team responded with a 13-3 record and the American Football Conference Western Division championship in 1984, following that up with an 11-5 record that just barely kept the Broncos out of the playoffs in 1985.



Having established a solid foundation, Bowlen took a dramatic step toward the future during 1986 with the construction of 60 luxury Penthouse Suites atop the west side of Mile High Stadium.

Bowlen and the Bowlen family acquired 100% ownership of the Broncos franchise in July of 1985.

Born in Prairie du Chien, Wis., he attended high school there and went on to the University of Oklahoma, where he earned degrees in both business (1965) and law (1968).

He is President of the Denver Broncos Charities Fund and in that capacity has donated nearly \$7 million to charitable organizations in the Denver area.

Bowlen has served as the Honorary Chairman of the Colorado Special Olympics for 13 years, and was that organization's Outstanding Celebrity in 1993. Bowlen has served as the Honorary Chairman of the Colorado Family Classic to benefit St. Joseph's Hospital for 14 years and this is his third year as Chairman of the Capuchin Friars fund-raising dinner. He also chaired the 1989 Centennial Scholarship rally at the University of Northern Colorado in Greeley and was Co-Chairman of the Rose Medical Center Critical Care Campaign from 1986-89.

In addition, Bowlen was elected to the University of Denver Board of Trustees in 1987, and is active on several committees. He chairs the Athletic Affairs Committee and plays a role in the Capital Campaign for major athletic gifts, while also serving on the Buildings and Grounds Committee. His previous DU committee memberships include the Institutional Advancement Committee and Institutional Advancement/University Relations subcommittee. He was also named to the Colorado Academy Board of Trustees in 1991.

He also serves on the Board of Trustees of the Hawaii Maritime Center and was the 1992 honoree at the American Ireland Fund dinner.

Bowlen is a member of several clubs and societies, including the Chief Executive's Organization, the Canadian and Edmonton Bar Associations, and the Law Society of Alberta. Bowlen is also a past member of the Young President's Organization.

He also is Chairman of the Board and Director of Hambledon Estates Limited, and Northern Development Company Limited of Edmonton.

Bowlen maintains an active lifestyle and exercises extensively as part of his daily regimen. He has competed in the Ironman Triathlon — an event in which one must swim 2.4 miles, ride 112 miles on a bicycle, and run 26.2 miles, all consecutively — as well as in other triathlon races and several marathons.

THE BOWLEN ERA

AFC WEST TEAM COMPARISON 1984-1997

WORLD CHAMPIONSHIPS

Denver	1
Kansas City	0
Oakland	0
San Diego	0
Seattle	0

SUPER BOWL APPEARANCES

Denver	4
San Diego	1
Kansas City	0
Oakland	0
Seattle	0

CONFERENCE CHAMPIONSHIP APPEARANCES

Denver	5
Oakland	1
San Diego	1
Kansas City	1
Seattle	0

DIVISION TITLES

Denver	6
Kansas City	3
Oakland	2
San Diego	2
Seattle	1

PLAYOFF APPEARANCES

Denver	8
Kansas City	8
Oakland	5
San Diego	3
Seattle	3

WINNING SEASONS

Kansas City	10
Denver	9
Oakland	6
Seattle	5
San Diego	3

GENERAL MANAGER

JOHN BEAKE



John Beake enters the 1998 season in his 14th year as the Denver Broncos general manager, the longest such tenure in team history, and this period by far has marked the most successful era in franchise history, capped by the World Championship victory over Green Bay in Super Bowl XXXII.

The only general manager in the National Football League to be on a World Championship club as both an administrator and a coach — John was on the Kansas City coaching staff for their victory in Super Bowl IV — his 13 years as the Broncos general manager have included four Super Bowl appearances, five division titles, seven playoff appearances and a continuing string of sellouts at Mile High Stadium.

The Denver Broncos have earned international recognition as a model sports franchise that has developed a pattern of the highest success on and off the field, and John has played

an integral role in the creation and continuance of this tradition.

Nineteen ninety-eight is John Beake's 30th year in professional football, his 21st with the Broncos, and his 39th overall season working in the sport. His career as an administrator and coach is highlighted by 327 wins on the professional, collegiate and high school level, a total unmatched by any other current NFL administrator. He has had a key role with teams or schools that have reached postseason play in 18 of those campaigns.

A member of five Super Bowl teams during his pro football career, he works closely with team President Pat Bowlen and Head Coach Mike Shanahan in assembling an organization that represents the Broncos and the Mile High City in the most successful and positive manner. John embodies the philosophy that one should combine performance with community involvement.

As general manager, he is responsible for the administration of all football operations functions as they relate to league matters. John also is responsible for NFL coordination and Broncos support to the NFL Europe League. He personally directs the Broncos' contractual relationships with local radio and television entities, and is in charge of all Bronco-related operations at Mile High Stadium.

John has perhaps the broadest range of experience of any NFL general manager, the only one in the league who has coached championship teams on the pro, college and high school levels, as well as having served in a wide variety of administrative roles.

John enters the 1998 campaign in his 21st year with the Denver Broncos. He has been a vital cog in a Denver club that has dominated the American Football Conference Western Division, winning more division titles (six) than any other AFC West team.

John Beake's prominence in the Broncos' hierarchy is paralleled by continuing respect within the NFL. Active in the NFL's international development, his involvement is one of the keys to the Broncos being among just two teams (along with San Francisco) to have been selected for American Bowl games in London, Tokyo (twice), Berlin, Barcelona and Mexico City. The Broncos' game last year at Mexico City against the Miami Dolphins marked Denver's sixth American Bowl game, with the 49ers being the only other team to have played that many. In addition, he played an integral role in Denver being the only American Football Conference club to win three conference crowns and thus make three Super Bowl appearances (XXI, XXII, and XXIV) in the 1980s.

In 1991 John was named to the Board of Directors of the World League of American Football, now NFL Europe. Now in his eighth year working with the board, he spends a considerable portion of time lending administrative guidance to the NFL Europe offices in New



York. John was instrumental in determining the methodology by which NFL players are provided to the European league, beginning with the 1992 campaign.

In the 1993-94 seasons the World League was put on hold and John Beake played a major role in helping to restructure the WL to the format in which it exists today: six teams playing American Football in Europe. The commitment to take our game of football globally was maintained, and the resulting format provides solid structure, organization and the chance to give the NFL a grass-roots presence in Europe.

The NFL has had ever-increasing support of its European league, as 30 NFL players participated in the WL in 1995, with that number increasing to 69 for the 1996 campaign and almost doubling to 110 — representing all 30 teams — for the 1997 season. For the 1998 campaign NFL clubs allocated 97 players, all of whom came from either the 53-man rosters or the practice squads, a contribution which has led to this group being called the best assembly of players ever in NFL Europe. By steadily increasing the number of NFL players as reflected by the above totals, the skill level of the European league has jumped dramatically and the commitment of all 30 NFL teams is strongly demonstrated — NFL Europe is the only sports league outside America with the financial support of a United States league — a tribute to the vision and dedication which John Beake has contributed.

Along with his continuing commitment to NFL Europe, John serves as chairman of the NFL International Working Group, which is primarily comprised of other NFL general managers and player personnel directors. He is also a member of the NFL College Relations Committee.

One of his most visible Bronco accomplishments has been to provide a key leadership role in the construction of and move into the team's training facility, the Paul D. Bowlen Memorial Broncos Centre, a 60,000-square foot state-of-the-art complex in Arapahoe County. This project, several years in the planning stages, was the fulfillment of one of John's key goals as the Broncos' general manager.

In addition to contract involvement, one of John's prime areas of interest is working closely with city and state representatives on a variety of community concerns. For the past nine years, John has served as the chairman of the Red Ribbon Campaign, a strong educational anti-drug, chemical and substance abuse association that works in conjunction with the Colorado Federation of Parents.

An avid skier, he is on the Board of Directors of the National Sports Center for the Disabled at Winter Park, Colo., Ski Resort. The NSCD is heavily supported by the Denver Broncos Charities Fund. John is an annual participant in the Winter Park Pro-Am race to benefit the disabled skiers program. He is also involved with the Cancer League of Colorado, the Western Fantasy (Volunteers of America), and is a member of the St. Joseph's Foundation Board.

As part of the continuing plan to broaden the team's community role and strengthen a family spirit within the club, John is very supportive of the Performing Arts Center.

John served as assistant General Manager in 1984 and was the Broncos' Director of Football Operations the previous year, so his position at the helm of the club's administration is the culmination of a steady rise within the organization.

He joined the Broncos in 1979 as the Director of Pro Personnel and became Director of Player Personnel in 1981, having concentrated on the coaching aspects of the game prior to coming to Denver.

As assistant coach for the Kansas City Chiefs from 1968 through 1974, John was the offensive backfield coach for the Chiefs when they defeated the Minnesota Vikings to win Super Bowl IV in New Orleans. He also coached the running backs at New Orleans in 1976-77. On the college level, he coached at Penn State in 1961-62 and was the offensive coordinator at Colorado State University in 1975.

Upon receiving his master's degree from Penn State in 1962, John coached for six years at the high school level, where his teams lost just four games and won two championships at Nyack High School. He has a bachelor's degree from The College of New Jersey, in addition to his graduate degree from Penn State.

John was inducted into the College of New Jersey Hall of Fame in 1981, and in 1998 was inducted into the Long Branch High School Hall of Fame, in Long Branch, N.J.

John and his wife, Marcia, have three children, Jerilyn, Chip, and Chris.



VICE PRESIDENT OF BUSINESS OPERATIONS

DAVID WASS



Now in his third season as the Vice President of Business Operations for the Denver Broncos, David Wass has as his major project a key role in the campaign for Denver's new football stadium. Strategic planning, coordination, delivery of the Broncos message to the voting public, and future marketing of the project all come within his scope.

As part of his extremely active role in the planning process for all aspects of the new stadium, Mr. Wass works closely with important members of the political, business, and civic communities that make up the cultural fabric of the Mile High City.

Having brought a fresh perspective on marketing philosophy into the Broncos organization, Mr. Wass supervised the creation of marketing opportunities relative to the team's new logo and uniform design introduced in 1997, with the end result being Denver's rise to the top five among all NFL team in merchandise sales, according to the latest figures from NFL Properties.

He continues to work very closely with Nike and NFL Properties, who worked in conjunction with the Broncos in determining the team's popular new look.

Reporting to Denver Broncos President and Chief Executive Officer Pat Bowlen, Mr. Wass is responsible for all business and financial management, marketing and sales functions, media relations, ticket operations, and facilities and administrative operations for the National Football League team.

David Wass is a management professional with more than 20 years experience in directing business and marketing operations for retail organizations and super regional shopping centers.

He came to his new position with comprehensive expertise in the areas of fiscal planning and control, marketing, media relations, business planning, facilities management, human resource management, and community relations.

Mr. Wass joined the Broncos from The Taubman Company, for whom he served as General Manager of the Cherry Creek Shopping Center from 1989 until joining the Broncos in 1996. He was with The Taubman Company since 1984.

Under the leadership of David Wass, The Cherry Creek Shopping Center ranked in the top 1% of all shopping centers in terms of productivity nationwide, generating sales in excess of \$350 million annually.

In his role at Cherry Creek Mr. Wass directed, coordinated, and oversaw the operations of this major regional shopping center, and as such was responsible for all business and marketing related functions.

His previous experience with The Taubman Company included serving in a management capacity at four Michigan shopping centers, including the Lakeside Mall in Sterling Heights, the Fairlane Town Center in Dearborn, the Twelve Oaks Mall in Novi, and the Briarwood Mall in Ann Arbor.

David Wass is a 1975 graduate of Western Michigan University, where he earned a degree in business administration, with an emphasis on marketing and economics.

He represents the Broncos on numerous boards and civic organizations in the metropolitan Denver area, including the Denver Metro Chamber of Commerce, the Denver Metro Convention and Visitors Bureau and the Kempe Children's Foundation.

David and his wife Carol live in Englewood, and their family includes a daughter, Carrie, and two sons, David and Robert.

HEAD COACH



Mike Shanahan joined an exclusive group of just five active NFL head coaches to have won a Super Bowl with Denver's 31-24 victory over Green Bay in Super Bowl XXXII last January. Shanahan has the best winning percentage (.688) of any head coach in club history, and has compiled a 22-2 home record at Mile High Stadium — including back-to-back undefeated campaigns — in his three seasons at the helm.

HEAD COACH

MIKE SHANAHAN



The World Champion Denver Broncos stand as the perfect symbol of a team manifesting the personality of its head coach — maintaining discipline, focus, preparation, mental toughness, and physical effort — all qualities indelibly stamped onto the franchise by Head Coach Mike Shanahan, whose superb guidance directed the Broncos to victory in Super Bowl XXXII.

Mike Shanahan took his career and the Broncos to a new level in 1997 as the intense and personable Denver Broncos head coach became one of just five active National Football League mentors with Super Bowl victories (joining, alphabetically, Mike Ditka, Mike Holmgren, Jimmy Johnson and Bill Parcells).

He is the only AFC head coach — and one of just three overall (Holmgren, Ditka) — to have won a Super Bowl as either a head coach or assistant with more than one team, and is the only one to win a Super Bowl in each conference.

While his seal of leadership already had been permanently ingrained into the entire Broncos organization, Shanahan took a step in the direction of legend when he joined Tom Flores as the only two coaches in pro football history to post four wins in one postseason.

In his third season at the helm of the Denver Broncos, Mike Shanahan not only led the Broncos to their first Super Bowl victory, but became the winningest active coach in postseason play in the process (4-1, .800).

The Broncos stormed through postseason play to their eventual World Championship with a home win over Jacksonville and subsequent road victories at Kansas City and Pittsburgh, defeating those Super Bowl contenders in their home parks on back-to-back weeks, answering any lingering questions about the status of Denver as the best team in the American Football Conference.

It has been widely documented that the Broncos posted one of the greatest upsets in Super Bowl history, played in perhaps the best Super Bowl game ever, and ended the National Football Conference's 13-year domination in the NFL's Championship Game.

The Broncos posted their win — in fact, their four wins — in convincing style.

Under Mike Shanahan's steady control and forceful leadership, the Broncos had no question that they were the best team in football, and their postseason performance reflected that belief every step of the way.

In 1997 postseason play, Denver scored nine touchdowns in nine goal-to-go situations, including four-of-four in Super Bowl XXXII.

Conversely, opponents started six drives in Denver territory in the postseason, netting just six points (two field goals).

Denver scored 13 touchdowns in 16 red zone opportunities in the postseason, and of the Broncos' 46 postseason possessions, Denver scored 16 times (14 touchdowns and two field goals), accomplishing that feat against teams with a combined record of 51-16 at the time of each game.

The Broncos had posted the biggest win by a sports team in Colorado history, and one of the most significant in NFL history, all with Shanahan pointing the way. The Broncos had entered the playoffs as a wild card, but their head coach never let the team's compass waver even slightly from the only goal he had ever set.

Mike Shanahan now has that glittering postseason record of 4-1, which added to a regular season mark of 33-15 give the him a combined record of 37-16 (an exceptional .698 percentage) in three years as head coach of the Broncos. Not only is that record the best among all coaches in Denver history, but his home record at Mile High Stadium is a staggering 22-2 (.917) in regular season play.

Last year he directed a Denver offense that scored a total of 583 points (29.2 per game) during the entire 1997 season, the fifth-highest total in NFL history and the second-highest total in AFC history for a combined regular and postseason. The all-time high of 636 points came from the 1994 World Champion San Francisco 49ers, for whom Shanahan was the offensive coordinator.

He led his team to a 12-4 regular season record in 1997, marking the first time in franchise history that the team has won 12 or more games in back-to-back seasons.

Since Mike Shanahan took over the Broncos' coaching reins in 1995, Denver has scored 30 or more points 24 times (including twice in postseason) and 20 or more points 39 times (including four times in postseason) in the 53 regular and postseason games of Shanahan's career. Denver's record in the 24 games in which it has scored 30 or more points under Shanahan is an amazing 23-1 (2-0 in postseason), including a 16-0 mark (1-0 in postseason) at Mile High Stadium.

His high-powered offense reached 30 points a franchise-record nine times during the 1997 regular season and twice in the postseason. Denver also broke the franchise record for most points in a season (previously 391 in 1996) in just their 13th game of 1997 and broke the record for most touchdowns in a season (previously 47 in 1996) in just their 14th game.

Over the last six years (three in Denver and the previous three in San Francisco) Mike Shanahan's offenses have finished No. 1 in the NFL four times, second once and third once, falling just 17 yards and 83 yards short, respectively, from the No. 1 spot in those two seasons.

Shanahan in 1996 led his club to a 13-3 record that was the best in the NFL as well as the finest record in Denver history, earning both NFL Coach of the Year (Touchdown Club of Columbus) and AFC Coach of the Year (Kansas City 101 Club) honors for 1996.

His team's performance in 1996 gave notice that this is a regime driven by a single goal, that of taking the Broncos to the pinnacle of pro football success. The Broncos were undefeated in October and November as they ultimately built their record to 12-1 in clinching their division title and playoff berth on December 1, thus becoming one of the earliest teams to clinch in NFL history. In clinching home-field advantage on Dec. 1 as well, the Broncos joined the 1985 Chicago Bears as the only two teams in the past 27 years to accomplish that by Week 13.

While the disappointment of Denver's 1996 playoff loss to Jacksonville gripped Shanahan as much as it did the entire region, it also served to further his resolve to return the Broncos to that level once again.

A dynamic and disciplined leader who has completely revitalized the Denver organization over the past two years, Shanahan is the lightning rod from which the entire organization takes its direction and energy.

Under Shanahan's tutelage the Broncos led the entire NFL in total offense in 1996, after having rewritten the Denver record books in 1995. In fact, the last three Broncos' seasons have produced the most prolific three-year total offense statistics in franchise history.

Renowned for his organizational ability and recognized as one of the brightest offensive strategists in football, Shanahan has restructured both the team and the entire football operations department of the Broncos to deal successfully with the new personnel and financial dynamics of pro football.

In his first season as the Denver Broncos' head coach, Shanahan improved the team to a .500 record (8-8) and contention in the very competitive AFC Western Division, while immediately stamping the Denver offense with his signature as the most productive unit in the AFC, finishing third in the entire NFL. Under Shanahan in 1995, the Broncos had the most prolific offense in franchise history, breaking team records in points scored (388), total yardage (6,040), total passing yardage (4,260), first downs passing (205) and highest average gain per play (5.7), while tying the team records for touchdown passes (27) and average gain per rush (4.5). At the same time, the Bronco defense improved 13 positions, from last in the NFL the previous year to 15th under Shanahan's leadership.

Denver Broncos President and Chief Executive Officer Pat Bowlen named Mike Shanahan as Head Coach of his NFL franchise on January 31, 1995, ushering in a new era for a team that has made four Super Bowl appearances under Bowlen's ownership. The Broncos' head coach has a seven-year contract and complete control of all aspects of football operations.

Shanahan, 45, came to Denver from the World Champion San Francisco 49ers, where he served as offensive coordinator for three seasons (1992-94). The 49ers' offense reached

astounding levels under Shanahan's leadership. San Francisco's three-year offensive averages under Shanahan's direction were the most productive in the history of pro football. His three-year averages included being number one in total points (an average of 470 per year), total touchdowns (61), rushing TDs (24), passing TDs (32), third-down efficiency (49%), total offense (an average of 6,225 yards annually) and average yards per play (6.2 yards per attempt).

His three-year period as offensive coordinator included the 49ers setting numerous team records during Shanahan's tenure, including the first time ever that San Francisco led the NFL in total offense in consecutive seasons (1993 and 1994), along with remarkable records for most touchdowns (66), passing yards (4,302), total offense (6,435), first downs (372), completion percentage (70.3 %), and average yards per play (6.30).

San Francisco quarterback Steve Young re-wrote many NFL passing records and was named the NFL most valuable player twice in his three years under Shanahan's guidance, in addition to throwing for six touchdowns and earning Super Bowl XXIX most valuable player honors.

During his NFL career Shanahan has been a part of teams that have played in eight AFC or NFC Championship Games, in addition to his five Super Bowl appearances, four with Denver and the Super Bowl XXIX game with San Francisco. In his nine seasons coaching at the collegiate level, Shanahan's teams participated in eight bowl games, winning two national championships.

A driving force behind the Broncos' offense for all three of their Super Bowl appearances in the 1980s (following the 1986, 1987, and 1989 seasons), he first came to Denver in 1984 as coach of the club's wide receivers. He served as offensive coordinator from 1985-87, and then returned to Denver as quarterbacks coach on Oct. 16, 1989, after serving as head coach of the Los Angeles Raiders in 1988 and through the first four games of the 1989 campaign. Shanahan inherited a team that was 5-10 in 1987 and improved it to 7-9 his first season. After starting 1-3 the following year, he was dismissed.

His second stint in Denver included not only the 1989 Super Bowl appearance by the Broncos, but the team's fourth AFC Championship Game appearance of the Bowlen era (1991 at Buffalo), with Shanahan again serving as offensive coordinator.

A native of Oak Park, Ill. (8/24/52), Michael Edward Shanahan attended East Leyden High School in Franklin Park, where he earned numerous honors. In a student body population of 2,500, Shanahan was voted athlete of the year as well as most valuable player in both football and track. He set a still-standing single-game school record with 258 yards rushing on 17 carries (a 15.2 average).

He received a scholarship to Eastern Illinois University, where he played quarterback and lost a kidney in the spring game of his junior year, which began his coaching career a year earlier than was intended. Mike also received his bachelor's and master's degrees at EIU.

He began his coaching career at Oklahoma in 1975-76, serving as the offensive backfield and receivers coach for the Sooners, and they won the national championship in his first year on their staff (1975).

Shanahan was Northern Arizona's backfield coach in 1977 at the age of 24, and the Lumberjacks averaged a school-record 391.1 yards that season. A year later, Shanahan returned to Eastern Illinois as offensive coordinator and helped guide his alma mater to the Division II title. The year before Shanahan's arrival the team was 1-10. In 1979 he served as offensive coordinator at Minnesota, where he implemented the run-and-shoot offense, with the result being that the Gophers set 40 school offensive records. Mike moved on to Florida the following year, inheriting the second poorest offense in Division I football, as well as a team record of 0-10-1. In Mike's four years the team broke many offensive school records and went to four straight bowl games. During his stint at the college coaching level, his teams had a combined record of 77-29-3.

Recognized as one of the most dynamic offensive minds in the game, Shanahan thus was an assistant coach in college at age 21, an offensive coordinator at the Division I level by 25 and at the NFL level at 32 in his first Denver stint.

Mike and his wife Peggy have two children, son Kyle and daughter Krystal.

NOTING SHANAHAN'S ACCOMPLISHMENTS

Broncos' Record From 1996-97 Tops in Franchise History — The Denver Broncos, under the direction of Head Coach Mike Shanahan, have amassed a 25-7 mark over the last two regular seasons, the best winning percentage and the most victories over a two-year stretch in the 38-year history of the franchise:

BEST TWO-YEAR RECORD IN BRONCOS' HISTORY

YEARS	HEAD COACH	RECORD	PCT.
1996-97	Mike Shanahan	25-7	.781
1984-85	Dan Reeves	24-8	.750
1977-78	Red Miller	22-8	.733

Shanahan in the Postseason — The 1997 season was capped by Shanahan's eighth venture into the postseason, and his second as a head coach, having previously gone to the postseason as an assistant in 1984, 1986-87, 1989, 1991 (all with Denver) and 1992-94 (San Francisco) and as a head coach in 1996 (Denver). He has coached in five Super Bowls and has earned two Super Bowl rings (1994 with San Francisco and 1997 as head coach with Denver). Shanahan has coached in eight conference championship games, having won five of them (one as a head coach) and four of those five with Denver. His postseason record as a head coach is 4-1 (tops among active coaches) and 12-7 as an assistant, including a 7-5 mark as an assistant with the Broncos. Shanahan's postseason mark of 4-1 (.800) ranks No. 1 in terms of winning percentage amongst Broncos' head coaches.

TOP THREE ACTIVE POSTSEASON WINNING PERCENTAGES

COACH	TEAM(S)	RECORD	PCT.
1. Mike Shanahan	Denver	4-1	.800
2. Jimmy Johnson	Dallas, Miami	7-2	.778
3. Mike Holmgren	Green Bay	9-4	.692

Shanahan's Record Best All-Time Among Broncos Coaches — Mike Shanahan's regular season winning percentage of .688 (33-15) as the Broncos' head coach is the best of any head coach in franchise history. He reached his 20th victory as head coach in his 29th game, faster than any other head coach in team history except for Red Miller, who did it in his 26th game during the 1978 season, and reached his 30th win faster than any coach in team annals (42nd) other than Miller, who did it in his 39th game during the 1989 season.

BEST WINNING PERCENTAGE, BRONCOS' HEAD COACHES

HEAD COACH (YEARS)	REGULAR SEASON	PCT.
1. Mike Shanahan (1995-present)	33-15	.688
2. Red Miller (1977-80)	40-22	.645
3. Dan Reeves (1981-92)	110-73-1	.600
4. John Ralston (1972-76)	34-33-3	.507
5. Wade Phillips (1993-94)	16-16	.500

Shanahan Brings "Magic" Back to Mile High — Since taking over the coaching reins of the Broncos in 1995, Mike Shanahan has a 22-2 (.917) regular season record at Mile High Stadium, the best home winning percentage of any head coach in the Broncos' 38-year history. The Broncos' home record with Shanahan as either an assistant or head coach is 63-14 (.818) in the regular season and 7-2 in the postseason:

BEST HOME WINNING PERCENTAGE, BRONCOS' HEAD COACHES

HEAD COACH (YEARS)	REGULAR SEASON	PCT.
1. Mike Shanahan (1995-present)	22-2	.917
2. Dan Reeves (1981-92)	72-21	.774
3. Red Miller (1977-80)	22-9	.710
4. John Ralston (1972-76)	20-13-2	.600
5. Wade Phillips (1993-94)	9-7	.563

*does not include 1-1 record at Mile High Stadium as head coach of the Raiders (1988-89)

Shanahan's Record Among Best in NFL — Broncos' head coach Mike Shanahan's three-year regular season record of 33-15 is third-best among active coaches in the league since 1995:

TOP FIVE RECORDS AMONG ACTIVE NFL COACHES, 1995-97

(Regular Season Only)

Head Coach, Team	Record	Pct.
1. Mike Holmgren, Green Bay	37-11	.771
2. Marty Schottenheimer, K.C.	35-13	.729
3. Mike Shanahan, Denver	33-15	.688
4. Bill Cowher, Pittsburgh	32-16	.667
5. Dennis Green, Minnesota	26-22	.542

Broncos' Offense Clicks Under Shanahan — Since Mike Shanahan took over the coaching reins in 1995, the Broncos have scored 30 or more points 16 times (once in postseason) at Mile High Stadium and 20 or more points 22 times (twice in postseason) at Mile High Stadium in 24 regular season games and in two postseason games. They have scored 30 or more points 24 times (twice in postseason) and 20 or more

points 39 times (four times in postseason) in the 48 regular season games that Shanahan has been the head coach and in four of their five postseason games under him. Denver's record in the 24 games in which they have scored 30 or more points under Shanahan is an amazing 23-1 (2-0 in postseason), including a 16-0 (1-0 in postseason) mark at Mile High Stadium. They reached 30 points a franchise-record nine times during the 1997 regular season and twice in the postseason. Denver also broke the franchise record for most points in a season (391 in 1996) in just their 13th game in 1997 and broke the record for most touchdowns in a season (47 in 1996) in just their 14th game. The team scored 583 total points in 20 games (29.2 per game) to rank fifth all-time (second in AFC) for points scored in a regular and postseason combined. Not surprisingly, the team to score the most points in an entire season was the 1994 World Champion San Francisco 49ers, for whom Shanahan was the offensive coordinator.

MOST POINTS SCORED IN AN ENTIRE SEASON, NFL HISTORY

TEAM	YEAR	REG. SEASON POINTS	POSTSEASON POINTS	TOTAL POINTS
1. San Francisco*	1994	505	131	636
2. Washington	1983	541	84	625
3. Miami	1984	513	92	605
4. Washington*	1991	485	102	587
5. Denver*	1997	472	111	583

*won Super Bowl that season, all others lost in Super Bowl

Broncos' Offense Clicks Under Shanahan, Part II — Since 1995, Mike Shanahan's first-year as head coach of the Broncos, Denver has more rushing yards and more total yards than any team in the NFL:

MOST RUSHING YARDS, 1995-97

TEAM	YARDS
1. Denver.....	6,730
2. Pittsburgh.....	6,481
3. Kansas City.....	6,413
4. Seattle.....	5,975

MOST TOTAL YARDS, 1995-97

TEAM	YARDS
1. Denver.....	17,702
2. Green Bay.....	16,898
3. San Francisco.....	16,704
4. Minnesota.....	16,496

Shanahan Tough in Openers — Mike Shanahan enters the 1998 season as one of only three current head coaches who have never lost on opening day, with his 5-0 record being tops among those three. In fact, Shanahan's streak of five straight opening day conquests can be bettered by no coach in the league.

ACTIVE NFL HEAD COACHES WHO ARE PERFECT ON OPENING DAY

COACH	TEAM	RECORD	PCT.
1. Mike Shanahan	Denver/L.A. Raiders	5-0	1.000
2. Pete Carroll	New England/New York	2-0	1.000
3. Jim Fassel	N.Y. Giants	1-0	1.000

MIKE SHANAHAN YEAR-BY-YEAR

YEARS	POSITION	TEAM	POSTSEASON
1975	Assistant Coach	University of Oklahoma	National Championship
1976	Assistant Coach	University of Oklahoma	
1977	Backfield Coach	Northern Arizona	Playoffs
1978	Offensive Coordinator	Eastern Illinois	National Championship
1979	Offensive Coordinator	University of Minnesota	
1980	Offensive Coordinator	University of Florida	Tangerine Bowl
1981	Offensive Coordinator	University of Florida	Peach Bowl
1982	Offensive Coordinator	University of Florida	Bluebonnet Bowl
1983	Assistant Head Coach/ Offensive Coordinator	University of Florida	Gator Bowl Bowl
1984	Receivers Coach	Denver Broncos	Playoffs
1985	Offensive Coordinator	Denver Broncos	
1986	Offensive Coordinator	Denver Broncos	Super Bowl XXI
1987	Offensive Coordinator	Denver Broncos	Super Bowl XXII
1988	Head Coach	Los Angeles Raiders	
1989	Head Coach	Los Angeles Raiders	
1989	Quarterbacks Coach	Denver Broncos	Super Bowl XXIV
1990	Quarterbacks Coach	Denver Broncos	
1991	Offensive Coordinator	Denver Broncos	AFC Championship Game
1992	Offensive Coordinator	San Francisco 49ers	NFC Championship Game
1993	Offensive Coordinator	San Francisco 49ers	NFC Championship Game
1994	Offensive Coordinator	San Francisco 49ers	World Championship
1995	Head Coach	Denver Broncos	
1996	Head Coach	Denver Broncos	Playoffs
1997	Head Coach	Denver Broncos	World Championship



ASSISTANT COACHES

FRANK BUSH • LINEBACKERS

NFL Season: 7th (4th year with Broncos)



Frank Bush is in his fourth season as linebackers coach for the Denver Broncos, a position in which he has overseen steady progress each year, contributing to the overall improvement of the Broncos defense.

He joined the Broncos staff in 1995 after spending the previous 10 years with the Houston Oilers as a player, scout and assistant coach.

Bush's linebacking corps played a pivotal role in the Broncos' 1997 World Championship run, producing the team's No. 1 and No. 2 tacklers — John Mobley (162) and Bill Romanowski (117) — and featuring a first-team Associated Press All-Pro selection in Mobley. That followed Romanowski's Pro Bowl invitation in 1996 — the first of his nine-year career to that point — to give a Denver linebacker

a significant individual award for the second consecutive season.

With Mobley blossoming into one of the game's brightest young defensive stars and Romanowski continuing to play at an elite level, Bush will again be armed with a talented assortment of youth and veteran leadership at the linebacker position in 1998.

The linebacking corps was much improved in 1996, following the addition of Romanowski through free agency and Mobley through the draft. They joined Allen Aldridge to form an outstanding starting group that played a major role in the Broncos' improvement to the No. 4 defensive ranking in the NFL.

In his first year in Denver, Bush's linebackers were part of a defensive unit that improved its league ranking by 13 places to figure 15th overall in the NFL.

Bush began his coaching career in 1992, when he coached the linebackers for the Oilers. Under Bush's tutelage, several members of the linebacking corps earned postseason honors as the Oilers boasted one of the most aggressive defenses in the NFL.

Before his coaching tenure with Houston, Bush was a college scout for the Oilers from 1987-92. During that period Bush was the primary college scout in the Western states, helping to bring in some of the players who made the Oilers a very successful team during his tenure.

Bush, 35, was considered one of the most talented young players during his two years in the NFL until a spinal injury prematurely ended his career. In 1985, he played in all 16 games with 11 starts and contributed 114 tackles and four sacks (including two of John Elway). For his efforts, he was selected to UPI's first-team All-NFL rookie squad.

Bush was a fifth-round draft choice of the Oilers in 1985 out of North Carolina State. As a three-year starter for the Wolfpack he recorded 247 tackles, 15 sacks and four interceptions. He majored in communications while at N.C. State.

A native of Athens, Ga., Bush starred at Clarke Central High School in his hometown. While at Clarke, Bush was recruited to play football at North Carolina State by current Broncos defensive coordinator Greg Robinson. Bush was born Jan. 10, 1963.

Frank and his wife, Stephanie, reside in Aurora, Colo.



BARNEY CHAVOUS • ASST. OFF. LINE/ASST. STRENGTH & COND.

NFL Season: 10th (all with Broncos)



Barney Chavous is in his 10th season with the Broncos' coaching staff, assisting Alex Gibbs with the offensive line and Rich Tuten with the strength and conditioning program for the fourth straight year. He joined the coaching staff in 1988 as a coaching intern.

During his nine-year tenure, Chavous has coached with such defensive greats as Earl Leggett (most recently with New York Giants) and Pro Football Hall of Famer Ernie Stautner.

Over the past three seasons, the Broncos' offensive line has made a dramatic improvement under the tutelage of Gibbs and Chavous, culminating in a dominant performance throughout the 1997 playoffs that was instrumental in the franchise claiming its first World Championship.

Over the two-year span from 1995-96, the Broncos' offensive line allowed just 57 sacks, sixth-fewest in the NFL, third-fewest in the

AFC and the lowest two-year total in franchise history.

Chavous, 47, was a standout defensive end for the Broncos from 1973-85 and currently ranks third on the Broncos' all-time sacks list with 75. He is one of only six former Broncos to play 13 or more years with the club, and also started at defensive end for the Broncos in Super Bowl XII as part of the famed "Orange Crush" defense. He finished his career having played in 182 games in a Bronco uniform (fifth all-time), including 177 starts (tied for third all-time). In 1973, he was named NFLPA Rookie of the Year and made the UPI and AP All-Rookie teams. He was also named the *Pittsburgh Courier's* NFL Defensive Lineman of the Year in 1978 after being a second-round draft pick of the Broncos in 1973.

Chavous was an all-conference selection at South Carolina State, where he was a three-year starter, and was named the team's most valuable player as well as earning Associated Press All-America honors as a senior.

Chavous has been inducted into the Mid-Eastern Atlantic Conference Hall of Fame, the Aiken County Hall of Fame (1987), the South Carolina Sports Hall of Fame (1992) and the South Carolina State University Athletic Hall of Fame (1998).

A native of Aiken, S.C. (3/22/51), Chavous and his wife Odessa reside in Englewood with their four children: sons Shedric and Barney Amon, and daughters Jasmine and Nikeya Monique.

RICK DENNISON • SPECIAL TEAMS

NFL Season: 4th (all with Broncos)



Rick Dennison is in his fourth season on the Broncos' coaching staff and his second as special teams coach.

Under his guidance in 1997 the Broncos' special teams played an instrumental role in leading the franchise to its first World Championship. Darrien Gordon tied for the NFL lead with three touchdowns on punt returns and ranked second in the NFL in punt return average (13.6), while Vaughn Hebron ranked sixth in the AFC (23.5) in kickoff return average, Jason Elam ranked second in the AFC (4th NFL) in scoring (124) and Tom Rouen ranked fourth in the AFC (5th NFL) in net punting average.

As a unit, Denver's kickoff and kick coverage teams ranked among the league leaders, as the Broncos recorded an average drive start of 28.6 (2nd AFC/4th NFL), while forcing their opponents to an average drive start of 24.4 (4th AFC/9th NFL). Denver also led

the NFL in punt return average (13.5).

A former standout linebacker for the club, Dennison joined the coaching staff in 1995 after spending the previous three years coaching at Suffield Academy in Connecticut. He served for two years in Denver as an offensive assistant, providing quality control work and assistance of all types to the offensive coaching staff before being promoted to his current post Feb. 12, 1997.

In Dennison's two years on the offensive staff the Broncos' offense posted the most prolific two-year total offense numbers in franchise history, including a No. 1 NFL total offense ranking in 1996

and a bevy of franchise offensive records set in both seasons.

Dennison, 40, played inside linebacker for the Broncos from 1982-90, playing in 128 games, including 52 starts and three Super Bowls. In 1989, he received the Ed Block Memorial Award for Courage. Dennison ranked second on the team in tackles in 1988 with 133 and led the team with three fumble recoveries.

Perhaps the best performance of his career came in a 1987 playoff game against Houston when he registered eight tackles and a quarterback pressure. He also had an excellent season in 1984 when he had 164 stops and a career-high three sacks in his first full season as a starter. Dennison was a free agent acquisition by the Broncos in 1982.

Dennison joined the Broncos in 1982 after a fine college career at Colorado State where he was a second-team Academic All-American as a senior and earned three varsity letters. In 1979, Dennison received his bachelor's degree in civil engineering from CSU, followed by a master's degree in the same field from CSU in 1982.

Dennison, born in Kalispel, Mont., on June 22, 1958, attended Rocky Mountain High School in Fort Collins where he lettered in football, basketball and baseball. His father, George, is president of the University of Montana.

Rick and his sons, Joseph and Steven, reside in Englewood, Colo.

ED DONATELL • DEFENSIVE BACKS

NFL Season: 9th (4th year with Broncos)



Ed Donatell is in his fourth season as defensive backs coach for the Broncos after spending the previous five seasons in the same capacity with the New York Jets.

Donatell and Broncos defensive coordinator Greg Robinson brought to Denver in 1995 a new, more aggressive style of defense that has dramatically improved the Broncos' league total defense ranking from 28th in 1994 — the year prior to their arrival — to No. 4 in 1996. Denver remained among the league's top five in 1997 with a No. 5 ranking.

In particular, Donatell's defensive backs have boosted the unit's ranking against the pass at a steady progression, improving an inherited No. 28 ranking to No. 9 in 1995, then No. 10 in 1996 and up to No. 5 in 1997 as the franchise claimed its first World Championship.

The defensive backfield unit enters 1998 with all four starters returning from last year's Super Bowl team, and should receive an additional boost from the reintroduction of promising young cornerback Tory James, whose 1997 season was wiped out by a severe knee injury suffered in the preseason opener.

Donatell has seen several of his players go on to receive postseason honors in his career, most recently safety Steve Atwater who earned his seventh straight Pro Bowl invitation in 1996, and safety Tyrone Braxton who was selected to his first the same year. While Donatell was in New York, Jets safety Brian Washington was an All-Pro selection in 1993 by *Football Digest*. Donatell has not only worked with future Hall of Famers such as Ronnie Lott, but has also been instrumental in the development of such younger players as James Hasty and Aaron Glenn while in New York.

Donatell, 41, joined the Jets in 1990 after prior coaching stints on the collegiate level at Cal State Fullerton (1989), Idaho (1986-88), Pacific (1983-85), Washington (1981-82) and Kent State (1979-80).

A native of Akron, Ohio, Donatell attended Glenville State in West Virginia where he was a four-year letterman and was named all-conference as a defensive back. He earned his bachelor's degree in physical education and then went on to earn his master's from Kent State in administration.

Donatell (2/4/57), his wife Shari, daughter Brenna (11) and sons Thomas (9) and Steven (4) reside in Lone Tree, Colo.

GEORGE DYER • DEFENSIVE LINE

NFL Season: 17th (4th year with Broncos)



George Dyer is in his 17th season coaching in the NFL and his fourth with the Broncos as defensive line coach, following a three-year stint in Los Angeles where he was the Rams' defensive coordinator and defensive line coach (1992-94). Dyer joined the Rams staff after nine years with the Seattle Seahawks (1983-91) where he was also in charge of the defensive line, and one year with the Buffalo Bills (1982).

His defensive line unit in 1997 boasted three players with at least eight sacks — defensive ends Neil Smith and Alfred Williams, and defensive tackle Maa Tanuvasa each with 8.5 — spearheading a defensive group that posted 44 for the season, the highest Denver total since 1993. Tanuvasa, a Dyer pupil on the Rams' practice squad in 1993, showed considerable growth in his third season.

Under Dyer's tutelage, Smith was voted to his sixth Pro Bowl in 1997, as part of a unit that utilized as many eight players in an effective rotation throughout the season. Smith, Tanuvasa, Williams and defensive tackle Keith Traylor return as starters in 1998, with strong challenges coming from veteran tackle Mike Lodish, ends Harald Hasselbach and Marvin Washington and promising young tackles Trevor Pryce (1997 No. 1 pick) and David Richie.

In his first two seasons in Denver, Dyer's defensive line has helped the entire defensive unit improve its league ranking from 28th in 1994 to fourth in '96 — including a No. 1 ranking against the rush.

During his tenure in the NFL, Dyer has coached All-Pro linemen wherever he has been, including six-time Pro Bowler Fred Smerlas and Ben Williams in Buffalo, Jacob Green, Cortez Kennedy and Joe Nash in Seattle and Sean Gilbert in Los Angeles. While in Denver he has tutored Pro Bowl players in Alfred Williams (1996) and Neil Smith (1997). Dyer's 1994 Rams defense ranked seventh in the NFC and 12th in the league against the pass and their defensive line gave up an average of just 3.6 net yards per rush, which tied them for third in the NFC and sixth in the NFL.

In 1983, Dyer's defensive line in Seattle averaged 2.7 sacks per game, as the Seahawks advanced to the AFC Championship Game for the only time in their history. Prior to joining the Bills, Dyer served as defensive coordinator at Arizona State (1980-81) and at Michigan State (1977-79). He also coached for the Winnipeg Blue Bombers of the Canadian Football League from 1974-76 and had stints with San Jose State (1973) and Idaho (1972).

Dyer, 57, started his coaching career at Humboldt State (1964-66) before becoming head coach at Coalinga Junior College in Central California, in 1967. He was the defensive coordinator at Portland State from 1968-71.

As a player, Dyer was a center and linebacker at UC Santa Barbara from 1961-63. He attended San Gabriel High School in San Gabriel, Calif.

George (5/4/40), born in Alhambra, California, makes his home in Aurora, Colo., with his wife Marjorie. They have five children: sons George and Doak, and daughters Tami, Darci, and Marni.

ALEX GIBBS • ASST. HEAD COACH / OFFENSIVE LINE

NFL Season: 15th (4th year with Broncos)



Alex Gibbs is in the fourth year of his second tour of duty with the Broncos in 1997, and his 35th year overall in coaching. He returned in 1995 to assume the role of assistant head coach/offensive line coach under Mike Shanahan.

Gibbs, who coached in Denver from 1984-87, has coached for every franchise in the AFC West except Seattle, spending time with the Raiders (1988-89), Chargers (1990-91) and Chiefs (1993-94) in addition to two tenures in Denver.

His offensive line unit played an integral role in Denver's 1997 World Championship run, clearing the way for an astonishing rushing average of 187 yards-per-game in the playoffs.

In Super Bowl XXXII vs. Green Bay, Gibbs' offensive line bullied the opposition for 179 rushing yards — 100 of which came in the



second half when the Broncos controlled the clock and the line of scrimmage en route to the historic win. In all, Denver running backs recorded a total of 15 100-yard games over the course of the 20-game regular season and postseason slate, including running back Terrell Davis' 157-yard, MVP effort in the Super Bowl.

The offensive line received a rare group award following Denver's 1997 Wild Card win over Jacksonville, as the entire unit was named NFL Offensive Player of the Week, marking just the second time in NFL history such an award has been bestowed to an offensive line.

The line has propelled Davis to three straight 1,000-yard seasons — including a franchise-record 1,750 yards and his second-straight Pro Bowl invitation in 1997. The Broncos ranked No. 1 in the NFL in rushing in 1996 and No. 5 in 1997, while the offense overall has led the NFL two years running. The 1997 team also led the NFL in scoring (472) and touchdowns (55), setting franchise records in each category.

While the strength of the offensive line has been its ability to function as a unit, left tackle Gary Zimmerman received individual acclaim with Pro Bowl honors in both 1995 and '96, while center Tom Nalen made his first trip to Honolulu following the '97 season.

It has been Gibbs' ability to mold that unit into the league's best that has allowed the Broncos' offense to put up the most prolific three-year totals in franchise history over the 1995-97 seasons. He had worked the same magic in Kansas City, dropping the Chiefs' sack total from 48 in 1992 to 19 in '94. Under his guidance, tackle John Alt and guard Will Shields earned Pro Bowl and consensus all-rookie honors, respectively, in 1993, as the Chiefs advanced to the AFC Championship Game.

In the first two years after his return Denver (1995-96), Gibbs succeeded at the very task that had formed the basis for his glowing reputation in the NFL: reducing the number of sacks allowed. Gibbs' offensive line allowed just 57 sacks over the those two seasons — a dramatic reduction from the total of 55 allowed in 1994 alone, prior to Gibbs' return. The 57 sacks (26 in '95 / 31 in '96) were the sixth-fewest in the NFL over that two-year period (third in the AFC) and the lowest two-year total in franchise history.

In 1992, Gibbs was the offensive line coach for the Indianapolis Colts, whose sack total dropped by 13 in the one season he was there. Prior to that, he spent the 1990-91 seasons in San Diego, where he helped put together a line that propelled the Chargers to the second-best rushing offense in the league in 1991 with an average output of 140.5 yards per game. The Chargers were the league's third-most potent rushing offense in 1990, averaging 141.1 yards per game.

Gibbs spent the 1988-89 seasons with the Los Angeles Raiders, where he coached with current Bronco head coach, and then-Raiders head coach Mike Shanahan. While at Los Angeles, he helped to groom the talents of guard Steve Wisniewski, who has been an All-Pro selection nine years running.

Gibbs had first become an NFL assistant in 1984 with the Broncos, serving as the club's offensive line coach for four seasons. He was part of a staff that saw Denver earn trips to two straight Super Bowls (XXI and XXII). Under Gibbs' guidance, guard Keith Bishop earned All-Pro and Pro Bowl honors in 1986 and '87.

Gibbs coached at the collegiate level for 13 seasons before entering the pro ranks. He worked at Duke (1969-70) and Kentucky (1971-72) before moving to West Virginia (1973-74), where he worked under head coach Bobby Bowden. He then became the offensive coordinator/line coach at Ohio State (1975-78) where his line troops opened up the holes that enabled Archie Griffin to claim back-to-back Heisman Trophy awards. In 1979, Gibbs became offensive coordinator at Auburn, a position he held for three seasons. He then coached the offensive line at Georgia from 1982-83. Gibbs also spent three years at Mount Airy (N.C.) High School where he won a pair of state championships.

Gibbs, 57, is a native of Morganton, N.C., where he was a running back and defensive back at Davidson College. He studied pre-law and then earned his master's degree from the University of North Carolina at Chapel Hill in European history, and later received his doctorate in education from Auburn.

Gibbs is not the only athlete in his family. His son David was a defensive back on Colorado's 1990 National Championship team, where his teammates included current Broncos Alfred Williams and Tom Rouen. Gibbs' son Mark played at UCLA, and his son Chuck played for Army. David is currently the defensive coordinator/defensive backs coach at Minnesota.

Alex (2/22/41) resides in Englewood, Colo. He is the father of five children: sons Steve, David, Chuck and Mark, and daughter Sandy.



MIKE HEIMERDINGER • WIDE RECEIVERS

NFL Season: 4th (all with Broncos)



Mike Heimerdinger is in his fourth year coaching the Broncos' wide receivers, coming off three successful seasons in which his receiving corps has helped propel the Broncos' offense to its most prolific three-year statistical showing ever, culminating in the franchise's first World Championship last year.

Heimerdinger has not only enhanced the performance of veteran receivers like Ed McCaffrey and Willie Green, but has also been influential in the development of young receivers such as Rod Smith, who had a breakout year in 1997 in his third year under Heimerdinger's tutelage.

McCaffrey caught a career-high eight touchdown passes last year (5th AFC), while Smith established himself as a big-play threat with career highs in receptions (70), yards (1,180) and touchdowns (12), ranking among the league leaders in all three categories.

Added to that arsenal in 1998 is No. 1 draft choice Marcus Nash from Tennessee, who adds a deep-threat dimension to the receiving corps.

Heimerdinger came to Denver in 1995 from Duke University where he was the offensive coordinator and offensive backs coach in 1994. In his one season at Duke he directed an offense that finished 15th in the country in scoring (32.7 per game), putting up over 40 points on five occasions. The Blue Devils enjoyed one of the finest seasons in school history in 1994, finishing with an 8-3 regular season record and earning a bid to the Hall of Fame Bowl, only their second bowl appearance in 35 years.

Heimerdinger also helped to develop the skills of running back Robert Baldwin, who led the Atlantic Coast Conference in rushing with 1,187 yards and also had 12 touchdowns.

The 45-year old Heimerdinger has a history of running successful offensive units. While coaching at Rice from 1989-93, he ran an attack that produced 1991 Doak Walker Award winner Trevor Cobb and quarterbacks Donald Hollas and Bert Emmanuel. The Owls pulled off a rare feat during Heimerdinger's tenure, as they produced the school's first back-to-back winning seasons since 1960-61.

Prior to his stay with Rice, Heimerdinger was the offensive coordinator at Cal State Fullerton in 1988. Among the offensive records recorded by his unit that season was a new standard for points in a game (58).

Heimerdinger began his coaching career in 1975 as head coach at Johnsbrough High School in McHenry, Ill., where he remained for five years before accepting a graduate assistant position at Florida in 1980. One-year stints at Air Force (1981) and as quarterbacks coach at North Texas (1982) followed, before Heimerdinger returned to Florida (1983-87). Two years at Florida (1980, '83) came while his former college teammate Mike Shanahan was the Gators' offensive coordinator, also coinciding with Broncos' strength coach Rich Tuten's tenure in Gainesville (1980-88). With Shanahan as offensive coordinator and Heimerdinger as receivers coach in 1983, the Gators ranked among the nation's top passing teams. They also enjoyed bowl success during Heimerdinger's tenure, playing in the 1983 Gator Bowl and 1987 Aloha Bowl, while also posting identical 9-1-1 records in both 1984 and 1985.

Heimerdinger earned his bachelor's degree in history from Eastern Illinois in 1975, and his master's in administration from Northern Illinois. He played wide receiver at Eastern from 1970-74, and also played for the Panther's baseball team as a centerfielder, participating in the Division II College World Series in 1974.

Heimerdinger was born in Dekalb, Ill., Oct. 13, 1952. He and his wife Kathie live in Highlands Ranch, Colo., with their daughter, Alicia, and son, Brian.

GARY KUBIAK • OFFENSIVE COORDINATOR/QUARTERBACKS

NFL Season: 5th (4th year with Broncos)



Gary Kubiak is in his fourth season as Denver's offensive coordinator in 1998, coming off three highly successful seasons in which the offensive unit has produced numbers unparalleled in the history of the organization, culminating in the franchise's first World Championship in 1997.

Kubiak is now one of just eight NFL coaches to win a Super Bowl with two different franchises (San Francisco, 1994) and one of just five to win a title with a team from each conference.

He returned to the Broncos organization in 1995 with head coach Mike Shanahan, after the pair coached together in 1994 in San Francisco, with Shanahan as offensive coordinator, Kubiak as quarterbacks coach and fellow Broncos assistant coach Brian Pariani (tight ends) as an offensive assistant.

Kubiak's return to Denver — where he had played quarterback behind All-Pro John Elway from 1983-91 — has been an overwhelming success. The Broncos' offense has ranked No. 1 in the National Football League each of the past two seasons — a first in franchise history — and the total offensive numbers produced in Kubiak's first three years at the controls mark the most prolific three-year totals in club annals.

The Broncos have set new single-season standards for touchdowns, points scored and yards per rush in each of the past two seasons, and have scored 30 or more points in a game 24 times (including twice in postseason) in the 53 regular and postseason games since Kubiak's hire.

Denver has sent 11 offensive players to the Pro Bowl in Kubiak's three seasons as offensive coordinator, and is the only team in NFL history to produce a 3,000-yard passer (John Elway), a 1,500-yard rusher (Terrell Davis) and a 1,000-yard receiver (Shannon Sharpe; and Rod Smith in '97) two years in a row, doing so in 1996 and '97. Davis won the AFC rushing title (2nd NFL) with 1,750 yards in 1997, and went on to win Super Bowl Most Valuable Player honors en route to an all-time NFL record for rushing attempts and yards in a combined regular and postseason.

Elway, Davis, Sharpe and center Tom Nalen earned Pro Bowl berths in '97, while the offense set club records for points (472; 1st in NFL), touchdowns (55; 1st in NFL) and yards per rush (4.6). The rushing total of 2,378 yards was the highest since the team record of 2,451 was set in 1978.

The Broncos led the NFL in total offense for the first time in 1996 after figuring third (1st AFC) in '95 with a franchise-record 377.5 yards-per-game average. The '96 club set a new team record for total points (391) and tied the record for highest average gain per rush (4.5) which was set a year prior, in Kubiak's first season. Davis led the AFC in rushing (2nd NFL), broke five team records, was named AFC Offensive Player of the Year and was selected to his first Pro Bowl.

Davis and Elway joined tight end Shannon Sharpe and tackle Gary Zimmerman to give Denver four offensive players in the Pro Bowl. The 1996 Broncos offense, under Kubiak's direction, became just the fifth in NFL history — and first in Broncos history — to produce a 3,000-yard passer (Elway — 3,328), 1,500-yard rusher (Davis — 1,538) and 1,000-yard receiver (Sharpe — 1,062) in the same season.

Kubiak wasted no time making an impact in his first season as offensive coordinator, as the 1995 Broncos broke team records for points scored (388), total yards (6,040), passing yards (4,260), first downs passing (205) and highest average gain per play (5.7; tops in the AFC). Individually, wide receiver Anthony Miller topped the 1,000-yard mark (1,079) and set a franchise record for touchdown receptions (14), while Davis topped the 1,000-yard rushing mark (1,117) and finished second in the NFL Rookie of the Year balloting. Overall, three members of the Broncos' offensive unit — Miller, Sharpe and Zimmerman — were chosen to play in the Pro Bowl.

During the 1994 season, Kubiak coached the league's most dominating quarterback, Steve Young, in San Francisco. Young not only led the 49ers to a victory in Super Bowl XXIX, but he also earned Super Bowl MVP honors, as well as the NFL's Most Valuable Player award, besides setting numerous passing records during the campaign. He also became the NFL's all-time passer-rating leader and the first quarterback to lead the league in passing four years in a row.

Prior to his year in San Francisco, Kubiak coached the running backs at his alma mater, Texas A&M, from 1992-93. During his two seasons the Aggies posted a record of 22-3 and played in back-to-back Cotton Bowls. His star pupil at A&M was Greg Hill, a first-round pick by Kansas City in 1994. Hill was second-team All-America as a junior (*The Sporting News*) and first-team All-Southwest Conference, as well as an All-SWC pick as a senior by the *Dallas Morning News*,

despite missing four games. He rushed for 2,046 yards and 21 touchdowns in Kubiak's two years at College Station. Also in Kubiak's backfield was current Broncos fullback Detron Smith, as well as eventual All-America running back Leeland McElroy, a second-round pick by Arizona in 1996.

Prior to his coaching career, Kubiak played nine seasons (1983-91) as a quarterback for the Broncos. During that time he was a member of three Super Bowl teams and appeared in 11 of the 14 playoff games played by the Broncos during his tenure. He played in 119 games for Denver (second all-time among quarterbacks behind John Elway), with five starts over that period (4-1 record). Kubiak completed 173 passes in 298 attempts for 2,020 yards, with 16 interceptions and 14 touchdowns. He also rushed for 238 yards and two touchdowns, and his completion percentage of .581 is the second-best mark in team history. Kubiak also holds the Broncos' single-season record for interception avoidance with a mark of .013 (one interception in 75 attempts), set in 1984.

Kubiak's finest moment as a Bronco was probably in his final performance in a Denver uniform, when he relieved an injured John Elway in the 1992 AFC Championship Game at Buffalo (1/12/92) and completed 11-of-12 passes for 102 yards and added 22 yards rushing, as the Broncos fell to the Bills 10-7. He entered the game in the fourth quarter and drove the Broncos into Buffalo territory three times, including an 85-yard touchdown drive that cut Denver's deficit to three points. Kubiak was an eighth-round draft pick of the Broncos in 1983.

As a player at Texas A&M, Kubiak made the Player's All-SWC team in 1982 and earned appearances in the Blue-Gray and Hula Bowl all-star games. In 1982 he led the SWC in attempts (324), completions (181), percentage (55.9), yardage (1,948), touchdowns (19) and total offense (1,885). As a junior he set conference records for touchdown passes in a game (six against Rice) and percentage in a game (19-21 for 90.5% against Arkansas), and ranked second in the SWC in passing (1,908) and total offense (1,986). He has a degree from A&M in physical education.

While at St. Pius High School in his native Houston, Gary made all-state, all-district, and All-America and set the state passing record with 6,190 yards. He lettered four years in football, basketball and baseball, and made all-state in all three sports in both his junior and senior years. He was also all-state twice in track.

Gary (8/15/61) and his wife Rhonda reside in Greenwood Village, Colo., with their three sons, Clint, Klay and Klein.

PAT MCPHERSON • DEFENSIVE ASSISTANT

NFL Season: 1st (1st with Broncos)



Pat McPherson is in his first year as a defensive assistant on the Broncos' coaching staff, handling quality control duties on the defensive side of the ball.

He was hired by the club April 7, 1998 following a four-year coaching stint at his high school alma mater, Bellarmine College Prep in San Jose, Calif. In addition to coordinating the defense and coaching the inside linebackers, McPherson's duties also included teaching English, algebra and physical fitness. During his tenure at Bellarmine, the football team compiled a record of 35-11, won three consecutive league titles and made one section championship appearance as well as two semifinal appearances.

He gained valuable coaching experience volunteering with the San Francisco 49ers in 1996, in a defensive quality control capacity.

McPherson holds a bachelor's degree in English and an M.B.A. from Santa Clara, where he captained the football team and was voted Most Inspirational Player as an inside linebacker during his senior season of 1992. He began his collegiate career at UCLA in 1987, where he received the Charles Pike Award in recognition of the school's outstanding freshman football player. McPherson signed with the 49ers as a rookie free agent in 1993 and participated in three preseason games, including one versus the Broncos at Mile High Stadium.

A native of San Jose, Calif., McPherson was an all-state and All-America inside linebacker at Bellarmine College Prep, where he earned Scholar-Athlete of the Year honors as a senior. He was voted captain of the North team in California's North-South Shrine Game played at the Rose Bowl.

McPherson, 29, worked with the National Multiple Sclerosis Society in Santa Clara, Calif., in 1994, organizing and implementing the chapter's largest fund-raising event, the 1994 MS Walk. His father, Bill McPherson, has 20 years of NFL coaching experience, and is currently with the 49ers.

Pat was born April 15, 1969 in Santa Clara, Calif. He is single and resides in Englewood, Colo.

BRIAN PARIANI • TIGHT ENDS

NFL Season: 9th (4th year with Broncos)



Brian Pariani is in his fourth year coaching the Broncos' tight ends after spending the previous five seasons (1990-94) with the San Francisco 49ers, coaching alongside Broncos head coach Mike Shanahan and Broncos offensive coordinator Gary Kubiak.

With Denver's win in Super Bowl XXXII, Pariani joins a list of just eight NFL coaches who have won World Championships with two different clubs, and one of just five to win one with a team from each conference.

Upon his arrival in 1995 Pariani inherited the league's top tight end in Shannon Sharpe, who has since gone on to earn his fourth, fifth and sixth straight Pro Bowl invitations under Pariani's tutelage. Last year Sharpe led the club in receptions (72) for the sixth straight year, and led all NFL tight ends in receptions and receiving yards (1,107) for the second straight year. Sharpe's 1,107 yards repre-

sented a career high, and marked his third 1,000-yard season, tying him with Todd Christensen and Kellen Winslow for most 1,000-yard seasons by a tight end in NFL history.

In 1996 Sharpe set career highs for receiving yardage (1,062) and touchdowns (10), while posting his second-most receptions (80) to lead all NFL tight ends in each category, en route to All-NFL honors.

Overall, Pariani's tight ends have caught more passes (272) for more yards (3,425) over the last three seasons than any other group of tight ends in the NFL. That productivity has helped propel the Broncos' offense to the most prolific three-year totals in franchise history, highlighted by a No. 1 NFL total offense ranking for two straight seasons, after leading the AFC in 1995. The 1997 team also led the NFL in points (472) and touchdowns (55), setting franchise records in both categories.

Pariani started his NFL coaching career in 1990 as a scouting assistant with the 49ers. He then became the team's offensive coaches' assistant for the next four seasons, working directly with the offensive coaches and quarterbacks, assisting with daily practices and game plans. The 49ers' offense led the league in total yards in 1992 and '93, and scored a team-record 505 points and 62 touchdowns in '94 en route to a Super Bowl title.

After earning his political science degree from UCLA in 1989, Pariani served as a graduate assistant with the Bruins, helping head coach Terry Donahue's offense during the 1989 season.

Pariani attended Marin (Calif.) Catholic High School where he played football, baseball and basketball. He is a native of San Francisco, Calif. (7/2/65). He, his wife, Stephanie, and daughter, Jessica, reside in Castle Pines, Colo.

RICKY PORTER • OFFENSIVE ASSISTANT

NFL Season: 3rd (2nd year with Broncos)



Ricky Porter is in his second year as an offensive assistant on the Broncos' staff, after spending the 1996 season in the same capacity with Tampa Bay.

Porter works with an offensive unit that led the NFL in total yardage for the second year in a row in 1997, and played an integral role in the Broncos securing the first World Championship in the 38-year history of the franchise.

Denver's explosive offense in 1997 also led the league in scoring (472) and touchdowns (55), setting franchise records in both categories, as well as a new franchise record for average yards per rushing attempt.

Prior to his stint with the Buccaneers, Porter worked as a scout for National Football Scouting in 1995, where his primary responsibility was assessing talent in the Ohio Valley region.

Porter has had previous NFL coaching experience with Buffalo (1991), New Orleans (1993) and Detroit (1994) through the league's Minority Coaching Fellowship Program. His first full-time

experience came at his alma mater, Slippery Rock State, where he coached the running backs and special teams in 1990-91 before moving on to handle the same responsibilities at Kent State from 1992-93.

The 38-year-old Porter played five years in the NFL with Detroit (1982), Baltimore (1983) and Buffalo (1987-89). He also played for the USFL's Memphis Showboats in 1985 and the CFL's Montreal Alouettes from 1986 until the club folded during the 1987 season. The Alouettes' director of football operations at that time was Marv Levy who was later responsible for bringing Porter to Buffalo.

A member of the Slippery Rock Sports Hall of Fame, Porter was the first player ever drafted from the Division II school, chosen by Detroit in 1982 after rushing for 3,124 yards over his four-year career. A three-time all-conference, two-time All-America and two-time team MVP, Porter led the nation in rushing as a senior in 1981, and also starred for the Rockets' baseball and track teams. In 1990 he put his baseball skills to use as a member of the Baltimore Orioles' AAA Rochester Red Wings. Porter holds a bachelor's degree in communications from Slippery Rock and is in the final stages of completing his master's degree in athletic administration.

A native of Sylacauga, Ala. (1/14/60), Porter grew up in Baltimore, Md., where he was a three-sport star at Milford Mills High School. He is a member of the Fellowship of Christian Athletes, and while at Slippery Rock in 1982 was named ESPN's Amateur Athlete of the Week. Ricky and his wife, Carla, reside in Highlands Ranch, Colo., with their sons, Armani Vaniko (11/3/95) and Otavio Vantaj (6/3/98).

GREG ROBINSON • DEFENSIVE COORDINATOR

NFL Season: 9th (4th year with Broncos)



Greg Robinson is in his fourth season as the Broncos' defensive coordinator in 1998, a position in which he has guided steady and dramatic improvement, and crafted the Denver defense into one of the best in the NFL.

Robinson had spent the previous five seasons with the New York Jets, serving as defensive coordinator in 1994 after four years coaching the team's defensive line. While there he worked with Broncos defensive backs coach Ed Donatell (1990-94) and Director of Pro Scouting Jack Elway (1990).

The performance of Robinson's defense throughout the 1997 playoffs played a key role in Denver winning its first World Championship, as he carried out a brilliant game-plan to control the explosive Green Bay offense in Super Bowl XXXII. Robinson's unit rose to the occasion when most challenged, limiting the Packers to

an 0-of-7 showing on third-down attempts in the second half, and 0-of-1 on fourth down. Out of six occasions during the entire playoffs in which opponents began a drive in Denver territory, just two netted points, both field goals. During the regular season, opponents were shut out once and held to three points on three other occasions.

Under Robinson's direction, seven Pro Bowl selections have been bestowed upon Broncos defensive players in the past three years, including defensive end Neil Smith's starting assignment in 1997. In addition to those seven, linebacker John Mobley was recognized with Associated Press All-NFL honors in '97, in just his second NFL season.

The 1996 defensive unit featured five players who would earn Pro Bowl honors — safeties Steve Atwater and Tyrone Braxton, defensive tackle Michael Dean Perry, linebacker Bill Romanowski and defensive end Alfred Williams.

In his first two years as defensive coordinator, Robinson guided an improvement in overall league rank from 28th the year prior to his arrival ('94) to fourth in '96, and maintained that high level in '97 with a No. 5 ranking.

The 1996 ranking was buoyed by a No. 1 standing against the rush for only the second time in franchise history, paving the way for the lowest yardage total allowed (4,470) by a Broncos team since 1978. The defense set franchise records for fewest rushing yards allowed in a 16-game/non-strike season and fewest rushing first downs in a 16-game season, while allowing just two opponent backs to rush for 100 yards.

Robinson set out to upgrade the defense immediately in his first year, improving the Broncos' total defense ranking 13 places to 15th in 1995. His defense posted one shutout during the season (27-0 over Oakland on Monday Night Football, Oct. 16) and held opponents under 10 points on three other occasions. Atwater represented the Broncos' defense in Honolulu with his sixth straight invitation to the Pro Bowl.

During his last four years with New York, Robinson's defense forced 151 turnovers, most in the AFC and second-most in the NFL during that span (Philadelphia was first with 155). They also improved from 27th in the league in total defense in 1989 (374.6 yards per game) to eighth in 1993 (294.5 yards per game). As the defensive coordinator in 1994, his defense tied with Kansas City for second in the AFC and the NFL in takeaways (38), two behind New England. They finished the season with 29 sacks and gave up just 20 points per game, 6th best in the AFC.

The Jets' defensive line also saw dramatic improvement under Robinson's tutelage. They were fifth in the NFL in rush defense in 1993 (92.1 yards per game — down from 133.5 in 1989) and improved to 17th in the NFL in pass defense (202.4 yards per game), while 18 of the defense's 32 sacks were produced by the line. The defense also ranked No. 1 in the AFC against the run in 1991 (90.1 yards per game — a 36-yard improvement over 1990) and recorded 35 sacks.

Robinson has also been instrumental in the development of many young players, including defensive linemen Jeff Lageman, current Bronco Marvin Washington and linebacker Mo Lewis while with the Jets. Lageman and Washington combined for 54.5 sacks from 1990-94, with Lageman leading the team with 6.5 in 1994, 8.5 in '93 and '91, and Washington leading the way with 8.5 in 1992. Lewis led the team in tackles in 1994 with 155, had four interceptions, six sacks and five forced fumbles.

Prior to his stay in New York, Robinson coached for eight years at UCLA (1982-89) under head coach Terry Donahue, primarily as a defensive assistant but also as an offensive coordinator in 1989. He had been promoted to assistant head coach for the 1990 season, but opted to join the Jets instead.

While at UCLA, Robinson coached the defensive line for the Bruins from 1982-88. Many of his former pupils have moved on to the NFL, including current Bronco Mike Lodish and former Washington Redskin Jim Wahler. His run defense ranked in the Top 10 in the nation in 1987 and '88, allowing just 95 yards per game over two seasons. In 1985, the Bruins led the nation in defense against the run at 70.3 yards per game. Their defense also averaged over 40 sacks a year from 1985-88.

During his one season on the offensive side of the ball, Robinson helped groom the talents of several future NFL players, including former Broncos quarterback Tommy Maddox, Dolphins wide receiver Scott Miller and Chiefs wide receiver Sean LaChapelle. The Bruins' 1989 offense also produced two All-Americans in center Frank Cornish (Charger, Cowboys, Jaguars, Eagles) and tight end Charles Arbuckle (Saints, Chargers, Colts).

Robinson coached at North Carolina State from 1980-81 where he helped recruit former Wolfpack linebacker and current Broncos linebackers coach Frank Bush. He coached at Cal State Fullerton from 1977-79 and at the University of the Pacific from 1975-76, where he worked with the wide receivers as a graduate assistant, and later the defensive line.

A native of Los Angeles, Robinson began his collegiate playing career as a linebacker at Bakersfield Community College from 1970-71, playing on a team that was ranked No. 1 in the nation. He then went on to play linebacker, center and tight end at the University of the Pacific from 1972-74. He earned his bachelor's degree in political science from Pacific in 1975. Robinson is a graduate of Garces High School in Bakersfield, Calif.

Robinson, 46 (10/9/51), lives in Aurora with his wife Laura and his son Dominic, and daughters Lindsay and Leslie Ann.

GREG SAPORTA • ASST. STRENGTH & COND.

NFL Season: 4th (all with Broncos)



Greg Saporta is in his fourth season as administrative assistant in the strength and conditioning department for the Broncos. Saporta and Barney Chavous assist Head Strength Coach Rich Tuten in coordinating the strength and conditioning program for the Broncos players.

Saporta came to the Broncos in 1995 from the University of Florida where he spent two separate stints as an assistant strength coach under Tuten. He originally began as a student assistant at Florida in 1981. He became assistant strength coach in 1985. He held that position until 1988, when he went to the University of North Carolina to assume the same position from 1988-92, once again working with Tuten, who had taken a position as Strength Director. Saporta then returned to Florida in 1992 to resume his position as assistant strength coach, which he held until April 1995 when he joined the Broncos' staff. He also coached with Broncos head coach Mike Shanahan and wide receivers coach Mike Heimerdinger at UF.

During his time at both Florida and North Carolina, Saporta worked with many athletes who went on to enjoy success in the NFL, including former Broncos players Ray Jacobs and Rondell Jones (North Carolina), as well as 1996 Broncos draftee Mark Campbell (Florida).

Saporta, 41, received his bachelor's degree in physical education with a concentration in exercise physiology from Florida in 1985. He previously had attended Buffalo State University in New York, where he lettered for two years in football and rugby, as well as participating in track. Greg has also worked in the past with Big Brothers and Big Sisters.

Saporta, born Feb. 18, 1957, is originally from Manhattan, N.Y. He resides in Denver, Colo.

RICK SMITH • DEFENSIVE ASSISTANT

NFL Season: 3rd (all with Broncos)



Rick Smith is in his third year on the Broncos' coaching staff, assisting the Broncos' defensive coaches in all aspects of game preparation and practice regimen.

During Smith's first two years the Broncos' defense has posted overall NFL rankings of No. 4 in 1996 and No. 5 in 1997, playing an integral role in Denver securing its first World Championship last year.

Denver's defense in 1997 posted a No. 5 ranking against the pass, and limited four of the 16 regular season opponents to 3 points or fewer, including one shutout.

In his first year, Smith helped coach a defensive unit that improved from No. 15 to No. 4 in the NFL — including a No. 1 ranking against the run for just the second time in franchise history. The defense set or tied three different franchise records in 1996.

Smith, 29, was hired April 3, 1996, following a two-year stint as defensive backs coach at his alma mater, Purdue. He had left Purdue in February to accept a coaching position at Texas Christian, but spent just one month there before being hired by the Broncos.

A 1992 Purdue graduate, Smith began his coaching career with the Boilermakers shortly after his graduation, serving as the school's assistant strength and conditioning coordinator. In that role, Smith worked exclusively with football, volleyball and wrestling before being promoted to the role of interim strength and conditioning coordinator during the summer of 1993. While coaching at Purdue, Smith began graduate studies in educational administration, and received his master's degree in the summer of 1995.

Smith was a starter at strong safety and defensive captain for Purdue as a senior in 1991.

A native of Petersburg, Va. (9/3/69), Smith attended Meadowdale High School in Dayton, Ohio. Smith, a member of the Fellowship of Christian Athletes, is single and makes his home in Denver.

JOHN TEERLINCK • PASS RUSH SPECIALIST

NFL Season: 10th (2nd with Broncos)



John Teerlinck is in his second year as pass-rush specialist on the Broncos' staff, hired in February 1997 to that newly-created position. Teerlinck has established himself as one of the NFL's best in that area in his nine seasons in the league, and is largely responsible for the development of several of the league's most dominating pass rushers.

The performance of the defensive line in 1997 was crucial to the Broncos' successful navigation through a four-game postseason slate that culminated with the first World Championship in franchise history.

The line boasted three players with at least eight sacks — defensive ends Neil Smith and Alfred Williams, and defensive tackle Maa Tanuvasa each with 8.5 — spearheading a defensive group that posted 44 for the season, the highest Denver total since 1993.

Especially promising was the development of Tanuvasa, who had entered the year with five career sacks over his first two seasons.

With all four starters returning in 1998, in addition to a strong mix of veterans and promising young players vying for time in the defensive line rotation, the unit appears poised to put even greater pressure on opposing quarterbacks.

Teerlinck came to Denver from Detroit where he had spent two seasons as the Lions' Assistant Head Coach/Defense. While there he dramatically improved the club's sack totals, posting an average of 37 per season, up from a total of 28 the year prior to his arrival. His 1995 squad registered 42 sacks for an NFC-high 317 yards lost. Individually, Henry Thomas posted a career-high 10.5 sacks under Teerlinck's guidance in 1995 — the most by a Lion since 1988 — and in '96 Robert Porcher notched a career-high 10 to lead the team.

Prior to his two-year stint in Detroit, Teerlinck spent three years as the defensive line coach for the Minnesota Vikings. Under his tutelage, the Vikings' defensive line was known for its dominating play and relentless pursuit of opposing quarterbacks. Three of the four linemen he coached in Minnesota were named All-Pro. The Vikings led the league in rushing defense each of his last two seasons (the Vikings limited their opponents to 68.1 yards per game in 1994, the fourth-fewest in NFL history) as Minnesota led the league in total defense in 1993 and finished fifth in 1994.

In 1993, the Vikings led the NFC in defense against the run and finished third in the league in sacks-per-pass-play. Also in 1993, the Vikings' front four totaled 41 sacks, the most by any defensive line in the league and more than 16 other entire teams in the league. The Vikings' 51 sacks in 1992 were the second-most in team history and Chris Doleman was named the NFC's Defensive Player of the Year. Teerlinck has the distinction of tutoring two conference defensive players of the year: former Bronco Michael Dean Perry in 1989 while the two were with the Cleveland Browns, and John Randle in Minnesota, whom Teerlinck groomed from an undrafted rookie to a consensus All-Pro in 1993-94.

Teerlinck spent one season with the Los Angeles Rams (1991) before joining the Vikings staff, and prior to that spent two seasons with Cleveland (1989-90) where the Browns set a franchise record in 1989 with 45 sacks. He began his pro coaching career in 1983 under the late George Allen with the USFL's Chicago Blitz, who would later become the Arizona Wranglers. The team led the USFL in defense and sacks in each of his three seasons. Teerlinck's players also held nine of the 12 All-USFL defensive line spots available during the league's three-year existence.

Teerlinck spent three years (1980-82) at the University of Illinois under Mike White before moving into the pro ranks. During Teerlinck's tenure, the Fighting Illini had back-to-back winning seasons (1981-82) and played in their first bowl game since the early 1960s. Teerlinck spent two years (1978-79) as the defensive coordinator at Eastern Illinois, along with Broncos Head Coach Mike Shanahan, prior to joining the Fighting Illini staff. In 1978, the Panthers won the NCAA Division II national title with Teerlinck and Shanahan on the coaching staff. His first coaching job was at Iowa Lakes Junior College in 1977 after being released from the San Diego Chargers' roster in late August.

A fifth-round draft choice by San Diego in 1974, Teerlinck started two games at defensive end his rookie season. He started five of the first six games at defensive tackle in 1975 before suffering a knee injury, which ended his career two years later.

Teerlinck earned Little All-America honors and was co-captain as a senior at Western Illinois. He was the team's defensive MVP after posting 122 tackles and 14 sacks in 1973. He still holds a share of the school's single-game record with four sacks in a 1973 contest.

A 46-year old native of Rochester, N.Y. (4/9/51), Teerlinck was named All-Chicago Catholic League at Fenwick High School. He holds a bachelor's degree in physical education from Western Illinois and earned a master's degree in education from Eastern Illinois. In 1986 he opened a highly successful brokerage business in Phoenix, Ariz.

John and his wife, Sue, have five children: Ann, Bill, Mark, Molly and Mary.

BOBBY TURNER • RUNNING BACKS

NFL Season: 4th (all with Broncos)



Bobby Turner is in his fourth season as the Broncos' running backs coach, a position he took over in 1995 after serving as assistant head coach, offensive coordinator and running backs coach at Purdue.

Turner has achieved great success in his first three seasons in Denver, grooming All-Pro back Terrell Davis, who has rushed for over 1,000-yards in each of his first three NFL seasons — including a club-record 1,750 in 1997 — and was named Most Valuable Player in Super Bowl XXXII. The proficiency of the running game was instrumental in Denver securing the first World Championship in the 38-year history of the franchise last year, and the 2,378 rushing yards for the season were the second-most by a Broncos team, trailing only the 1978 total of 2,451.

The Broncos rushed for 179 yards in the Super Bowl win, including 100 in the second half when Denver began to take control of the game. The team averaged an astonishing 187 yards per game on the ground during the playoffs, and Davis came up just 20 yards shy of setting an all-time NFL record for rushing yards in single postseason (581).

Among the club records set by the Broncos in 1997 was a new standard for average yards per rush (4.6), topping the previous record of 4.5 set in Turner's first year, 1995, and matched a year later. The Broncos boasted an individual 100-yard rushing performer in 15 of the 20 regular and postseason games in 1997, including two (Davis and Derek Loville) in the Broncos' Wild Card win over Jacksonville, just the third time in NFL postseason history that feat has been accomplished. In that contest Denver rushed for 310 yards, the fifth-highest postseason figure in NFL history.

The Broncos led the league in rushing in 1996 for the first time in franchise history, and Davis set five club rushing records under Turner's guidance, blossoming into one of the league's finest running backs. The '96 Broncos' league-leading total of 2,362 rushing yards was the second-highest single-season mark in franchise history at the time, topped now by the 1997 total and the '78 total.

Turner wasted no time in 1995 making his mark in Denver, leading the running game to its highest yardage total since 1991 with 1,995 yards on the ground. Davis, then a rookie, topped the 1,000-yard plateau (1,117) and went on to finish second in the Associated Press Rookie of the Year balloting. Overall, the Denver offense posted the most prolific numbers in franchise history in 1995, thanks in part to a balanced rushing and passing game.

During Turner's tenure at Purdue the Boilermakers' running game and entire offense improved each season, going from 106th in the nation in 1990 to 12th in '94, a season in which it set numerous school records and ranked nationally in many categories, including rushing touchdowns (36) and average per carry (5.01). Their offense produced 336 points, the highest Purdue total since 1969. Turner's backfield also produced the school's first 1,000-yard rusher in 18 years in All-Big 10 second-teamer, and current Tampa Buccaneer, Mike Alstott (1,188 yards and 14 TDs).

Seven different Boilermakers rushed for more than 100 yards in a game in 1992, and in 1991 Turner coached the Big Ten Freshman of the Year in running back Corey Rodgers, as well as former Cincinnati Bengal Jeff Hill.

Turner served in the same capacity at Ohio State from 1989-90, during which time the Buckeyes went to two bowl games and had one of the best running games in the Big Ten. His 1990 backfield of former Bronco Butler By'not'e, Robert Smith (Vikings), Scottie Graham (Bengals), Raymont Harris (Bears) and Jeff Cothran (Bengals) was rated No. 1 in the nation by *The Sporting News*, producing a 1,000-yard rusher in Smith. He finished the season with 1,126 yards and eight touchdowns, and was named Big Ten and National Freshman of the Year.

In 1989 the Buckeyes ranked No. 1 in Big Ten rushing at 241 yards per game, as well as No. 1 in total offense and scoring, coming within 16 yards of having two 1,000 yard rushers (Carlos Snow, 1,031 yards; Graham, 984). On the day of his first game at OSU, Turner's daughter Kiaana was born at the university hospital just 500 yards away from Ohio Stadium.

Prior to his stint at Ohio State Turner coached the running backs at Fresno State (1983-88) and at his alma mater, Indiana State (1975-82). At Fresno he coached future pros Lavale Thomas (Packers), Anthony Mosely (Bears, Raiders) and Aaron Craver (Dolphins, Broncos, Chargers, Saints). He accepted a position as running backs coach at ISU in 1975 and spent three of his eight seasons there (1976, '77, '82) as the defensive backs coach in addition to five years as special teams coordinator (1978-82). At ISU, Turner recruited and coached two All-Americans: Wayne Davis (Chargers, Redskins) and Vencie Glenn (Chargers, Vikings, Giants).

Turner also had an opportunity to be an assistant coach on ISU's 1979 Larry Bird-led Final Four basketball team but turned down the offer to concentrate on coaching football. He began his coaching career at Haworth High School in Kokomo, Ind., as an assistant football and basketball coach, and in 1993 was inducted into the Indiana High School Basketball Hall of Fame.

A native of East Chicago, Ind. (5/6/49), Turner enjoyed a fine career as an all-conference defensive back at Indiana State, where he played both football and basketball. He set the school record as a sophomore with nine of his 16 career interceptions, including two returned for touchdowns. He earned his bachelor's degree in health and physical education in 1972 and his master's from ISU in education/administration in 1976.

Turner, 49, attended East Chicago Washington High School where he was one of only two athletes in the school's history to play four sports (football, basketball, baseball, and track). He and his wife, Kimberly, have three daughters, Nacole, Krishana and Kiaana, and make their home in Aurora, Colo.

RICH TUTEN • STRENGTH & CONDITIONING

NFL Season: 4th (all with Broncos)



Rich Tuten is in his fourth season as the Broncos' strength and conditioning coach. He coordinates the organization's entire strength and conditioning program with assistance from Greg Saporta and Barney Chavous.

Tuten came to the Broncos in 1995 from the University of Florida, where he was the Director of Strength and Conditioning from 1980-88, and also from 1993-94. He was the Athletic Strength Director at the University of North Carolina from 1989-92.

While at both schools, Tuten supervised the strength and conditioning programs for every sport. With UF he also served as the head strength and conditioning coach for the nationally ranked Gator football team, and played a key role in the design of Florida's current strength and conditioning complex.

At North Carolina Tuten helped the Tar Heels make major advancements in their strength and conditioning program, helping them to be able to compete with the top collegiate programs in the country. Besides his work at collegiate institutions, Tuten is also a member of the National Strength and Conditioning Association.

Tuten has worked with many athletes who have gone on to enjoy success in the NFL, including Emmitt Smith (Cowboys) Neal Anderson (Bears), Ricky Nattiel (former Bronco), John L. Williams (former Seahawk and Steeler), Errict Rhett (Buccaneers) and Godfrey Myles (former Cowboy) at Florida, as well as former Bronco Rondell Jones (Ravens) at North Carolina.


Tuten, 44, has also coached with three current members of the Broncos coaching staff. He coached with Broncos head coach Mike Shanahan and wide receivers coach Mike Heimerdinger at Florida from 1980-83, and with his assistant Greg Saporta at both Florida and North Carolina over the last 15 years.

A 1979 Clemson University graduate, Tuten was a three-year letterman and starting nose guard for the Tigers. He was named to the All-America Strength team in 1978 and was part of the 1978 Atlantic Coast Conference champion Tiger squad. Tuten registered nine tackles and three sacks against Maryland that season to help clinch the conference title. He was named ACC Defensive Player of the Week for his efforts. He received his degree in therapeutic recreation from Clemson in 1978.

Tuten, born Dec. 30, 1953, attended Wakefield High School in Arlington, Va., where he participated in football, wrestling and track. He is a native of Columbia, S.C.

He and his wife, Donna, reside in Highlands Ranch, Colo., with their two sons, Will and Matt.

PLAYER PERSONNEL



Running Back Terrell Davis
Super Bowl XXXII MVP

PLAYER PERSONNEL**NEAL DAHLEN**
DIRECTOR OF PLAYER PERSONNEL

Neal Dahlen is in his third season as the Broncos' Director of Player Personnel, and his 35th year overall in football.

As player personnel director, Dahlen is involved in all aspects of player acquisition for the Broncos. He was hired March 4, 1996, renewing his association with Mike Shanahan, with whom he had worked while Shanahan was the San Francisco 49ers' offensive coordinator from 1992-94.

Dahlen spent 17 years with the 49ers organization, beginning in 1979 as a part-time assistant to the coaching staff. In 1984 he took on full-time duties as director of research and development, and later served as the team's coordinator of football operations.

During his final three years in San Francisco Dahlen held the title of coaching administrator/financial liaison, a role that saw him work directly with 49ers head coach George Seifert on player personnel and management matters. He was primarily involved with monitoring financial affairs relating to player personnel, acting as the coaching staff liaison with the administrative staff, and was responsible for the acquisition of free agent players, negotiating player contracts, and developing game plan scouting reports for the defensive coaching staff.

A physical education major at San Jose State, Dahlen graduated in 1963 and earned his master's degree from the school in '64.

Born in Spokane, Wash., April 13, 1940, Dahlen and his wife, Nancy, make their home in Aurora, Colo. They have four grown children: Laurie, Sherri, Christy and Tim.

JACK ELWAY
DIRECTOR OF PRO SCOUTING

Jack Elway is in his sixth year with the Broncos' scouting department and his fourth as Director of Pro Scouting. Elway began his association with the Broncos organization in 1993 as a pro scout, a position he held for two seasons before being promoted to his current post in the 1995 offseason.

Prior to coming to the Broncos, Elway was head coach of the Frankfurt Galaxy in the World League (1991-1992) and scouted for the New York Jets (1990). He has also enjoyed an outstanding career as a college head coach at Cal State Northridge (1976-78), San Jose State (1979-83), and Stanford (1984-88).

Elway also was head coach at Port Angeles (Wash.) High School and Grays Harbor (Wash.) Community College (1961-66), and served in assistant roles at Montana (1967-71) and Washington State (1972-75). He posted a .650 winning percentage as a head coach and assistant coach on the high school, community college, Division I and Division II levels during his 34 seasons before moving into the pros. Always noted for creative, multi-dimensional offenses, Elway also has served as head coach in the Blue-Gray Game and East-West Shrine Game.

Elway, 66, a native of Hoquiam, Wash., played quarterback at Washington State, where he earned both bachelor's and master's degrees.

Jack and his wife Jan have three children, Lee Ann, John Jr., and Jana. John Jr. was the No. 1 pick in the 1983 NFL draft and has led the Broncos to four Super Bowl appearances, including a World Championship in 1997.

TED SUNDQUIST
DIRECTOR OF COLLEGE SCOUTING

Ted Sundquist is in his seventh season with the Broncos organization and his third in the capacity of Director of College Scouting. He spent the 1995 season apprenticing under former college scouting director Jerry Frei before being promoted to his current post following the 1996 draft. Sundquist was a college scout in 1993-94.

His current duties include overseeing the Broncos' entire college scouting process, in particular, managing the scouting department's budget, division of territory and travel itinerary. Sundquist also evaluates the top collegiate players to supplement reports gathered by the club's area scouts, and assists Player Personnel Director Neal Dahlen with the negotiation of contracts for drafted players.

As testament to his prominence within the league's scouting profession, Sundquist was selected in 1997 to sit on the five-member Executive Committee of National Football Scouting, Inc., and is a member of the selection committee for the annual National Invitational Camp.

Sundquist spent his first three years with the Broncos in the Player Personnel department as a player personnel assistant, working closely with Jack Elway in opponent scouting, veteran player evaluation, development of computer scouting analysis systems and scouting the Western region.

Sundquist, 36, played collegiately at the Air Force Academy before graduating into the coaching ranks. He joined the Air Force coaching staff for the 1984 season, and returned for the 1988-91 seasons. Between those two stints, Sundquist served as an Air Force Intelligence Officer in Berlin, Germany from 1986-88.

Along with his coaching duties Sundquist was also the head coach for the USAFA Preparatory School (1990-91) and took an active part in scouting for the Falcons.

Sundquist has also had considerable athletic experience outside of football, having been a member of the U.S. National Bobsled Team from 1984-88, and competing in the Olympic Trials in that sport in '88.

A Houston, Texas, native, Sundquist earned his master's degree in public administration from the University of Colorado in 1992.

Ted was born May 1, 1962 in Houston, where he attended Spring Woods High School. He and his wife, Amy, make their home in Aurora, Colo.

JERRY FREI
COLLEGE SCOUTING CONSULTANT

Jerry Frei, in his 22nd year with the Denver Broncos — and his 47th as either a coach or scout in professional or college football — began a new role in 1996 as a college scouting consultant.

After spending the 1994 and '95 seasons as Director of College Scouting, Frei scaled back his duties as Ted Sundquist assumed the director's role. Frei is still involved in the Broncos' college scouting process, but, at his request, has assumed a lighter workload since Sundquist's appointment.

Frei's history with the Broncos includes time as both a scout and assistant coach. He coached for the Broncos from 1972-75, and again from 1981-82, before moving into the scouting department the following season. Frei has been an area scout and has performed a variety of administrative roles within the

scouting department for the Broncos organization.

Frei's initial tenure as the Broncos' offensive line coach from 1972-75 was his first in professional football, and was followed by a two-year stint in the same capacity with the Tampa Bay Buccaneers (1976-77) and a three-year stint with the Chicago Bears (1978-80), prior to his return to the Mile High City in 1981.

His professional coaching career was preceded by a long and successful assistant and head coaching career in the collegiate ranks at the University of Oregon. Frei joined the Ducks' coaching staff as an assistant in 1955 and served in that role through the 1966 season before succeeding Len Casanova as head coach in 1967. Oregon compiled a 22-29-2 record during his five years as head coach, including a 1970 record of 6-4-1 that was good enough for second place in the Pacific-8 Conference. His 1970 and '71 teams featured two future NFL stars: Dan Fouts at quarterback and Bobby Moore (now Ahmad Rashad) at running back.

Frei, 73, is a University of Wisconsin graduate, and was an offensive lineman on the standout Badger teams of 1942, '46 and '47. His collegiate career was interrupted by service in the U.S. Military in World War II, during which he flew 67 Pacific missions in a P-38 for the U.S. Army Air Corps.

His first collegiate coaching experience came from 1952-54 at Willamette University in Salem, Ore.

Jerry and his wife Marian have five children: sons David and Terry, and daughters Judy, Susan and Nancy.

DAVE BLANDO

DIRECTOR OF SALARY CAP AND FOOTBALL FINANCE ADMINISTRATION



Dave Blando is in his second year with the Broncos organization, hired March 10, 1997 to handle the newly-created role of Director of Salary Cap and Football Finance Administration.

Blando came to the Broncos from the Miami Dolphins, with whom he held the position of Salary Cap and Information Management consultant. He worked with the Dolphins for five months, implementing various methods for analyzing the salary cap and player information. Blando also assisted in the management of the salary cap and future projections.

Prior to his stint with the Dolphins, Blando spent three years with the National Football League's main office in New York City as Manager of Player Information and Research for the NFL Management Council. He played an integral role in such areas as Daily Salary Cap Reconciliation, Rookie Pool, Free Agent

Analysis and Market Valuation. He is responsible for the introduction of widespread use of relational databases for salary cap analysis.

Before working for the NFL, Blando worked for the Boeing Company in Seattle, Wash., as a financial analyst. His main areas of specialization there included the responsibility for estimating revenue and expenditures.

Blando, 37, received his degree in business administration in 1984 from Northern State University in his hometown of Aberdeen, S.D. He is single and makes his home in Denver.

BOB BEERS

COLLEGE SCOUT



Bob Beers is in his fourth season with the Broncos' scouting staff, joining the organization in June 1995 after a very successful season on the coaching staff of the World League's Amsterdam Admirals. He is responsible for scouting the Western United States.

With Beers as offensive coordinator in 1995, the Admirals compiled a 9-1 regular season record and advanced to the World Bowl. Amsterdam's regular season record equaled that of the 1991 London Monarchs, tying the club for the best record in WLAF history.

Prior to his stint with the Admirals, Beers served two seasons as head coach at Western Montana where he guided the program to Frontier Conference titles and earned Coach of the Year honors both seasons. His 1994 team claimed the conference title and garnered the school's first ever berth in the NAIA

national playoffs, advancing to the Final Four and finishing with an 8-3 record. The Bulldogs finished second in the nation in passing (3,535 yards) and total offense (5,000), and 10 Bulldogs earned All-America honors, including two first-teamers.

In 1993, the Western offense set 23 school records, led the nation in passing (3,069 yards) and finished second in total offense (4,206).

Beers began his coaching career as a graduate assistant at the University of Montana before moving on to Montana Tech where he served as defensive coordinator from 1972-74. He then spent 10 years in the prep ranks of Montana and Oregon before returning to the Montana as offensive line coach under Don Read. He entered the professional ranks in 1990 as offensive coordinator for the Frankfurt Galaxy of the World League before returning to the collegiate ranks to begin his two-year stint as head coach at Western Montana.

A 1965 graduate of Sunset High School in Beaverton, Ore., Beers earned his bachelor's degree from the University of Montana where he was an All-America linebacker as a junior and senior. Bob and his wife Janelle have three children: son Bobby (25), who was an All-America wide receiver for Western Montana, and is now an assistant football coach at Montana State; daughter Carrie (24), a Western graduate who now teaches high school English; and daughter Joey (7). The family resides in Redmond, Ore.

SCOTT DiSTEFANO

COLLEGE SCOUT



Scott DiStefano is in his 16th year with the Broncos' personnel department, continuing to scout the Midwestern region.

He began his career with the Broncos scouting the Rocky Mountain and Southwest regions, before shifting his focus to the Midwest in 1990.

DiStefano, 41, was a quarterback at Colorado State from 1976-80. Following his playing career he joined the coaching staff at CSU as a graduate assistant, a role in which he served for two seasons (1980-81) before coming to the Broncos.

A native of Alliance, Ohio, DiStefano was an all-conference quarterback in 1975 at Alliance High School, the same school that produced Pro Football Hall of Fame quarterback Len Dawson. Among the honors bestowed upon him was the 1974 Massillon (Ohio) JayCee's conference sportsmanship award, a

prestigious honor from such a football-rich region of Ohio.

Scott makes his home in Chicago.

JIM GOODMAN

COLLEGE SCOUT



Jim Goodman is in his first year with the Broncos, scouting the South region.

He was hired in May 1998 after four successful seasons on the coaching staff at Rice University, where his duties also included coordinating the program's recruiting efforts. Goodman coached the receivers in 1997 after three seasons in charge of the tight ends and special teams, during an era in which the Owls were Southwest Conference co-champions in 1994 and produced three of the best special teams seasons.

Goodman was Associate Athletic Director in charge of football recruiting at Clemson from 1991-93, earning consideration among the nation's top-10 recruiting coordinators by the *Chicago Sun-Times*, was assistant AD in charge of recruiting and high school relations at Florida from 1989-90 and recruiting coordinator at Arkansas from 1986-88, where he also coached the receivers in '86.

Goodman began his coaching career at Vanguard High School in Ocala, Fla. (1974-75), then moved into the collegiate ranks with positions at North Alabama (1976-78), Marion (Ala.) Institute (1979-80) — where his teams ranked in the top 15 in the national junior college polls both seasons, and he also coached the baseball team — and the U.S. Air Force



Academy (1981), where he coached the linebackers under Ken Hatfield. His first head coaching position came at Valdosta (Ga.) State from 1982-84, where he also served as associate AD, before accepting the full-time athletic director's position in 1985. As coach he started a program from scratch and fashioned a 15-16-1 record over three years with a squad that included Atlanta Falcons All-Pro linebacker Jesse Tuggle.

Goodman, 46, holds an associates degree from Chipola Junior College (1972), a bachelor of science in physical education from Florida (1974) and a master's in education administration from University of North Alabama (1977). A native of Blountstown, Fla., where he attended Blountstown High School, Jim and his wife, Jennie, have three children, Jeff (20), Nancy (17) and Tyler (13). The family resides in Bonifay, Fla.

CORNELL GREEN COLLEGE SCOUT



Cornell Green is in his 19th year scouting in the NFL and his 12th year doing so for the Broncos' organization.

Green is responsible for scouting the Southwest region, after having scouted the South, East and Midwest regions earlier in his career with the Broncos.

Prior to his involvement with the Broncos organization, Cornell scouted for the Dallas Cowboys during and after his illustrious playing career. Green began scouting for the Cowboys in 1970 while still an active player, and continued scouting through 1979, at which time he entered private business until coming to the Broncos in 1987.

Green, 58, was signed by the Cowboys as a free agent and went on to play for Dallas from 1962-75, at cornerback for 10 years before moving over to safety for his last four seasons.

Green earned Pro Bowl honors seven times, winning that honor at both cornerback and safety.

He did not play college football but was a two-time All-America basketball player (1959-60 and 1961-62) at Utah State, where he averaged 23 points per game at forward for the Aggies from 1959-62.

A native of Boley, Okla., Cornell and his wife Betty have two children, Randy and Ronney, and make their home in Dallas.

GREG MILLER COLLEGE SCOUT



Greg Miller is in his first year with the Broncos, serving as a scout at-large for National Football Scouting, of which Denver is a member.

Miller spent the previous four years as a regional scout for NFS, scouting prospective NFL talent from colleges and universities in nine upper-Midwest states. His duties included performing the first line of evaluation, rating and computer-generated reporting on hundreds of college players for 14 NFL clubs, as well as assisting in the planning and execution of the National Invitational Camp, or combine.

A 43-year old native of Mitchell, S.D., Miller was an all-state defensive tackle, team MVP and team captain at Mitchell Senior High School, where he also participated in baseball, basketball and track. He earned a football scholarship to Iowa State in 1973 and transferred to South Dakota State in 1974, where he was a three-year starter at offensive tackle and team captain, as well as a two-time honorable mention All-North Central Conference selection.

Prior to his stint with NFS, Miller worked 16 years for International Multifoods, ascending from District Sales Coordinator to Director of Operations for the entire West region by 1994.

Greg, his wife, Jane, and their children, Adrienne (17), Mike (15) and Nolan (12) make their home in Grand Island, Neb.



DAN RAMBO COLLEGE SCOUT



Dan Rambo is in the first year of his second stint with the Broncos, rejoining the club in May 1998 to scout the Northeast region. He scouted the same region for the Broncos in 1993.

Rambo came to the Broncos from the Saskatchewan Roughriders of the Canadian Football League where he served as Director of Player Personnel in 1997 after a three-year tenure as Director of Football Operations. He was also with the Roughriders from 1983-90, holding various positions, including director of scouting, Director of Player Personnel and Assistant General Manager.

Rambo accepted a position in Dallas, Texas, with the World League of American Football in 1990. During the offseason he was the Director of College Scouting, and during the season was Director of European Football operations, working out of

Barcelona, Spain.

Rambo, 46, returned to the CFL in 1992 as General Manager of the Ottawa Rough Riders, as the team posted nine wins to craft its best record in 10 years. During his first stint with Saskatchewan, he recruited most of the players that helped lead the Roughriders to the Grey Cup Championship in 1989. In his one season as a scout with Denver, the Broncos made a Wild Card playoff appearance.

Rambo is a graduate of Carroll College in Helena, Mont., where his mother, Viola, and sisters, Kathleen and Patty, still reside. He led the nation in rushing in 1974 with an average of 152.1 yards per game, and had eight tryouts in the CFL, WFL and the NFL, including one with the Broncos in 1977.

Dan and his wife, Kathy, have two children, daughter Teeghan and son Arthur. The family makes its home in Blackburn Hamlet, Ottawa, Ontario, Canada.

DALE STRAHM COLLEGE SCOUT



Dale Strahm is in his first season on the Denver Broncos' scouting staff, responsible for scouting the Southeast region.

A veteran of 29 collegiate football seasons in the coaching ranks, Strahm came to the Broncos from Temple University where he spent four years (1994-97) as defensive coordinator and linebackers coach. His duties also included recruiting the areas of Eastern Pennsylvania, Delaware, Ohio, North Carolina and Virginia. In Strahm's first season with the Owls, their defense went from last to first in the Big East Conference in turnover/takeaway margin, tying for 20th nationally with a plus .82 margin per game. They also made great strides in total defense after beginning his career ranked last in the conference. A motivational speaker for a variety of corporations, Strahm also taught leadership classes at Temple.

Strahm has also coached at Duke (1990-93), Western Carolina (1989-90), Georgia (1981-88), Navy (1977-80), and Bowling Green (1971-76) at the collegiate level, starting as a graduate assistant at Bowling Green in 1968. He has also spent six years coaching at the high school level. While at Georgia, he coached linebackers and eventually became defensive coordinator. The Bulldogs won SEC Championships in 1981 and 1982 and participated in eight straight bowl games during Strahm's tenure under legendary head coach Vince Dooley. In all, he has coached in 11 major bowl games.

Strahm, 54, is a 1965 graduate of Ohio Northern University, where he played four years of football and ran four years of track, earning six varsity letters in the process. He earned his master's degree at Bowling Green in 1968.

A native of Toledo, Ohio, Strahm is a graduate of E.D. Libbey High School, where he was inducted into the school's Hall of Fame in 1997. He and his wife Diane have three sons, Brian, Bradley and Brett. The family resides in Mt. Laurel, N.J.

OFFICE OF THE PRESIDENT



Yolanda Saltus
Senior Executive to
President and CEO

BOWLEN SPORTS, INC.

Bowlen Sports, Inc., is the corporate general partner of the Denver Broncos Football Club, and maintains responsibilities in the areas of finance, business development and corporate family matters.

Mr. Pat Bowlen is the President and CEO of BSI, as well as the Denver Broncos Football Club.



Jim Schafer
Assistant to the President



Veronica Ibarra
Executive Assistant

ADMINISTRATIVE STAFF



Kristi Nichols
Executive Assistant
to General Manager



Lisa Monroe
Executive Assistant to
VP Business Operations

FOOTBALL ADMINISTRATIVE STAFF



Cindi Lowe
Secretary to Head Coach



Dixie Greer
Assistant Coaches
Secretary / Video
Department



Chris Trulove
Pro Personnel Assistant



Mike Bluem
College Scouting Assistant



Jill Fishman
Player Personnel Assistant



Pam Hynes
Player Personnel Assistant

ATHLETIC TRAINING



Steve Antonopoulos
Head Athletic Trainer



Jim Keller
Assistant Trainer



Ulysses Byas
Assistant Trainer

EQUIPMENT



Doug West
Equipment Manager



Ronnie Bill
Assistant Equipment Manager



Chris Valenti
Equipment Assistant

VIDEO



Kent Erickson
Director of Video Operations



Gary McCune
Assistant Video Director



Kirt Horiuchi
Video Assistant

FINANCE



Allen Fears
Chief Financial Officer



Jo Bidwell
Accounting Manager



Beverly J. Havens
Accounts Payable



Sheila Thomas
Human Resources/Payroll



Sherry Zoltay
Insurance Coordinator

COMMUNITY RELATIONS



Billy Thompson
Director of Player Relations/
Alumni Coordinator



Fred Fleming
Assistant to the GM/
Community Relations



Steve Sewell
Community Relations
Youth Coordinator



Lee Carpenter
Community Relations
Secretary

INFORMATION SYSTEMS



Rick Schoenhals
Manager of
Information Systems



Gary Kalika
Network Manager



Dave Daubers
Operator/Programmer
for Information Systems

MARKETING



Sara Gilbertson
Director of Marketing



Michael Young
Director of Corporate Relations



Pamela Krotchko
Manager, Denver
Broncos Charities Fund



Steve Harbula
Marketing Services Specialist



Britt Williams
Events Coordinator



Brady Kellogg
Marketing Analyst



Teresa Schroeder
Director of Cheerleaders

MEDIA RELATIONS



Jim Saccomano
Senior Director of Media Relations



Paul Kirk
Media Relations Assistant



Richard Stewart
Media Relations Assistant

OPERATIONS



Bill Harpole
Director of Operations



Ross Kurcab
Turf Manager



Wes Conway
Assistant Turf Manager



Troy Smith
Assistant Turf Manager



Chip Conway
Facilities Assistant



Meredith Zier
Operations Assistant



Maeve M. Drake
Receptionist



Sue Kissel
Manager/Broncos Store

STADIUM OPERATIONS



Gail Stuckey
Director of Stadium Operations



Sue Vaughn
Administrative Assistant

TICKET OPERATIONS



Rick Nichols
Director of Ticket Op./
Business Development



Trevor Hinz
Assistant Ticket Manager



Patti Barban
Senior Ticket Assistant



Carol Gibbons
Ticket Assistant



Jim Reese
Ticket Assistant



Brad St. Clair
Ticket Assistant



Derek Thomas
Ticket Assistant



DENVER'S WINNING TRADITION

Denver Broncos football enters its 39th season in 1998, fresh off the most successful season in franchise history, in which the team won its first Super Bowl with a 31-24 victory over defending champion Green Bay. The 1998 Broncos will defend that title by playing before sellout crowds at Mile High Stadium for the 29th consecutive campaign. The team has sold out 211 consecutive regular season non-strike games, and 222 straight including playoff games. Broncos fans have watched their team amass one of the NFL's finest records since the club's first winning season in 1973, enduring just four losing seasons, as shown in the list below.

This season also marks Pat Bowlen's 15th as President and Chief Executive Officer of the Broncos. During that time, Denver has enjoyed a virtually unmatched level of success in the context of the entire NFL and within the American Football Conference Western Division.

NUMBER OF LOSING SEASONS, 1973-97

Miami	2	Buffalo	11	New York Giants	15
Denver	4	Kansas City	11	Indianapolis/Baltimore	16
Pittsburgh	4	St. Louis/L.A. Rams	11	New Orleans	16
Minnesota	5	Seattle	11	Arizona/Phoenix/St. Louis	17
Washington	5	Chicago	12	Atlanta	18
Dallas	6	Green Bay	12	Tampa Bay	18
Oakland/L.A. Raiders	6	Philadelphia	12	Carolina*	2
San Francisco	8	San Diego	12	Jacksonville*	7
Cincinnati	9	Baltimore/Cleveland	13	*began play in 1995	
New England	9	New York Jets	14		
Tennessee/Houston	10	Detroit	15		

PAT BOWLEN ERA (1984-97)

NUMBER OF WINNING SEASONS

San Francisco	13
Chicago	9
Kansas City	9
Pittsburgh	9
Washington	9
Denver	8
Miami	8
New York Giants	8
Minnesota	8
Buffalo	8
Dallas	8

DIVISION TITLES

San Francisco	10
Denver	6
Buffalo	6
Chicago	6
Dallas	6

PLAYOFF APPEARANCES

San Francisco	12
Chicago	8
Buffalo	8
Denver	7
Dallas	7
Houston	7
Kansas City	7
Minnesota	7
Pittsburgh	7

PLAYOFF GAMES

San Francisco	23
Buffalo	18
Dallas	16
Denver	14
Chicago	14
Washington	14

CONFERENCE CHAMPIONSHIP GAMES

San Francisco	7
Dallas	5
Denver	4
Buffalo	4
Cleveland	3
Miami	3
Pittsburgh	3
Washington	3

SUPER BOWL APPEARANCES

Buffalo	4
San Francisco	4
Denver	3
Dallas	3
New England	2
New York Giants	2
Washington	2

AFC WEST TEAM COMPARISONS

WINNING SEASONS

Kansas City	9
Denver	8
Oakland/L.A. Raiders	6
Seattle	5
San Diego	3

DIVISION TITLES

Denver	6
Kansas City	2
Oakland/L.A. Raiders	2
San Diego	2
Seattle	1

PLAYOFF APPEARANCES

Denver	7
Kansas City	7
Oakland/L.A. Raiders	5
San Diego	3
Seattle	3

AFC CHAMPIONSHIP APPEARANCES

Denver	4
Oakland/L.A. Raiders	1
San Diego	1
Kansas City	1
Seattle	0

SUPER BOWL APPEARANCES

Denver	3
San Diego	1
Kansas City	0
Oakland/L.A. Raiders	0
Seattle	0



More than 650,000 people descended on downtown Denver January 27, 1998 to salute the World Champion Broncos. A parade through the streets of the city culminated in a rally at Civic Center Park, where Colorado Governor Roy Romer and Denver Mayor Wellington Webb officially welcomed the Super Bowl champions home.

BRONCOS ARE THE BEST IN THE AFC SINCE 1985 — Since 1985, the Broncos have the best regular season record in the AFC with a 113-77-1 (.594) mark. Buffalo is second at 110-81 (.576). The Broncos' record since 1985 is also third-best in the NFL, trailing only San Francisco and Chicago.

BRONCOS AMONG THE BEST OUTSIDE OF DIVISION SINCE 1986 — Since 1986 — Denver's first of three Super Bowl appearances in a four-year span — the Broncos have the second-best record in the AFC against non-divisional opponents (51-35-1, .592), trailing only the Miami Dolphins, who have a 56-31 mark (.644).

TOP FIVE HOME RECORDS, 1974-96

TEAM	REGULAR SEASON	POSTSEASON	TOTAL	PCT.
1. Denver	131-45-1 (.743)	8-2 (.800)	139-47-1	.746
2. Pittsburgh	128-47-0 (.731)	11-4 (.733)	139-51-0	.732
3. Miami	124-49-1 (.716)	9-5 (.643)	133-54-1	.710
4. Dallas	120-55-0 (.686)	14-3 (.824)	134-58-0	.698
5. Washington	115-59-0 (.661)	9-1 (.900)	124-60-0	.674

TOP FIVE POSTSEASON HOME RECORDS, ALL-TIME

(minimum five games)

TEAM	W	L	PCT.	LONGEST STREAK	CURRENT
1. Green Bay	11	0	1.000	W11	W11
2. Washington	12	2	.857	W6	W4
3. Detroit	5	1	.833	W5	L1
Cincinnati	5	1	.833	W3	W3
5. Denver	8	2	.800	W6	L1

TOP POSTSEASON HOME WINNING STREAKS

(minimum five games)

TEAM	STREAK	BEGAN	ENDED
1. Green Bay	W11	12/10/39	Current
2. Buffalo	W9	1/1/89	12/28/96
3. Pittsburgh	W7	12/22/74	1/9/82
Washington	W7	12/24/72	12/30/84
Dallas	W7	1/10/93	Current
6. Denver	W6	1/4/87	1/4/87
Chicago	W6	12/14/41	1/3/87

CHARTING THE BRONCOS' EIGHT DIVISION TITLES

YEAR	RECORD	AFC PLAYOFF RECORD	LEVEL REACHED
1977*	12-2	2-0	Super Bowl XII
1978	10-6	0-1	AFC Divisional Playoff
1984	13-3	0-1	AFC Divisional Playoff
1986	11-5	2-0	Super Bowl XXI
1987*	10-4-1	2-0	Super Bowl XXII
1989*	11-5	2-0	Super Bowl XXIV
1991	12-4	1-1	AFC Championship
1996*	13-3	0-1	AFC Divisional Playoff

*denotes seasons in which Broncos secured home-field advantage throughout AFC Playoffs.

THE BRONCOS' STREAK — The Broncos' 34-7 victory over the Seattle Seahawks on Dec. 1, 1996 upped their NFL season-high winning streak to nine, second-longest in team history. The streak was snapped at Green Bay Dec. 8. The longest winning streak in franchise history is 10, set during the 1984 season which resulted in an AFC West crown for the team. Three of the six longest streaks have ended with Super Bowl appearances. Head coach Mike Shanahan has been a part of the three longest — and four of the six longest — streaks in franchise history. He was not a part of the two winning streaks in the 1970s.

BRONCOS' STREAK THIRD-LONGEST IN NFL OVER LAST FIVE SEASONS — Denver's nine-game winning streak in 1996 was not only the second-longest in franchise history, but the third-longest in the NFL since 1992, topped only by Houston's 11-game streak in 1993 and San Francisco's 10-game streak in 1994. Of note is the fact that the offensive coordinator for the 49ers Super Bowl Championship team in 1994 was Broncos' head coach Mike Shanahan:

LONGEST WINNING STREAKS IN NFL SINCE 1992

TEAM	GAMES	YEAR	DATES	RECORD	RESULT
1. Houston	11	1993	10/17-1/2	12-4	Divisional Playoffs
2. San Francisco	10	1994	10/9-12/18	13-3	Super Bowl Champs
3. Denver*	9	1996	9/29-12/1	13-3	Divisional Playoffs

#Mike Shanahan was offensive coordinator *Mike Shanahan was head coach

SHANAHAN AND THE ELWAY FOURTH-QUARTER HEROICS — Broncos Head Coach Mike Shanahan has witnessed 32 of John Elway's 45 fourth-quarter game-saving drives (71%), with Denver's 31-24 victory over Green Bay in Super Bowl XXXII being Shanahan's 11th as a head coach (his second in the postseason as a head coach). Twenty-eight have come at Mile High Stadium (62.2%), and Elway has had at least one in each of his 15 seasons:

SHANAHAN AND ELWAY'S FOURTH-QUARTER HEROICS

Years	Shanahan's Position	Elway Comebacks	Postseason
1984	Receivers Coach	3	Playoffs
1985-87	Off. Coordinator	12	Super Bowl XXI, XXII
1989-90	Quarterbacks Coach	6	Super Bowl XXIV
1995-97	Head Coach	11	World Championship, Playoffs



Jubilant Broncos players get their first chance to grasp the Vince Lombardi Trophy following Denver's 31-24 victory over Green Bay in Super Bowl XXXII at San Diego's Qualcomm Stadium, Jan. 25, 1998. The Mile High City waited 38 years for its milestone victory, and the 1997 Broncos brought the trophy home for all to cherish.

WHAT TO LOOK FOR FROM THE BRONCOS IN 1998

- The Broncos will be looking for back-to-back Super Bowl Championships, a feat that has been accomplished six times previously, but not since 1992-93 (Dallas). They are looking to become the first AFC franchise to accomplish this feat since the Pittsburgh Steelers did it from 1978-79. The Broncos would be the first AFC West team to ever accomplish this.
- The Broncos will be looking for back-to-back-to-back double digit win seasons for the first time since 1984-87, when they won 13, 11, 11 and 10 games, respectively. It would be only the third time in franchise history that the Broncos would have put together three straight double digit win seasons, the other time being from 1977-79 (12, 10 and 10).
- The Broncos will look to extend their NFL best home record of 148-47-1 (139-45-1 in regular season) since 1974. The regular season victories are the most over that period and the total number of victories is also the most over that period.
- The Broncos need six regular season and postseason wins combined to reach the 300-win plateau for the organization. Denver has won 281 regular season games and 13 postseason games in the franchise's 38-year history. Denver would become the 17th team to win 300 games and only the sixth current AFC team to do so. Of the five AFC teams to do so, only Kansas City, Miami and Oakland were original AFL franchises. The other two (Cleveland and Pittsburgh) are began play in the NFL before joining the AFC after the AFL-NFL merger in 1970.
- If Denver wins all of their regular season home games during the 1998 season, they will move into at least third place on the NFL's all-time list for consecutive regular season home victories with 24 straight. The current NFL record of 27 held by Miami (1971-74) is being challenged by Green Bay (23 straight wins from 1995-present). Denver has currently won 16 straight regular season home games, a team record. Wins in their first three home games will move them past both Oakland (1968-70) and Dallas (1979-81) and into fourth place all-time and wins in Denver's first five home games will move them past Green Bay (1929-32) and into third place. Should the Packers current streak of 23 games go by the wayside before it is extended any further, then a clean slate in 1998 at home for Denver would move them into second place.

JOHN ELWAY

- Needs 1331 yards passing to reach 50,000 for his career. Only Dan Marino has accomplished this incredible feat. This would also make Elway the only quarterback in NFL history with 50,000 passing yards and 3,000 rushing yards.
- Needs 3,000 yards passing to extend the NFL record he currently shares with Dan Marino for most 3,000 yards passing seasons in a career. It would be his 13th and his fifth in a row.
- Needs one touchdown pass to pass Warren Moon (279) and 13 touchdown passes to pass Johnny Unitas in career touchdown passes. Moon is currently fourth all-time and Unitas is third all-time.
- Needs 22 touchdown passes to reach 300 for his career, a feat that currently been accomplished by only Dan Marino (385) and Fran Tarkenton (342).
- Needs 87 pass completions to reach 4,000 for his career, joining Dan Marino (4,453) as the only two players to have 4,000 completions.
- Needs 106 pass attempts to reach 7,000 for his career, joining Dan Marino (7,452) as the only two players to reach 7,000 attempts.

TERRELL DAVIS

- Needs 73 rushing attempts to pass Otis Armstrong (1,023) for third place all-time on Denver's rushing attempts list. Davis is currently at 951.
- Needs 77 rushing yards to pass Otis Armstrong (4,453) for third place, 1,052 yards to pass Sammy Winder (5,428) for second place and 1,947 yards to pass Floyd Little (6,323) for first place on Denver's all-time rushing list. Davis is currently at 4,377.
- Needs five rushing touchdowns to pass Sammy Winder (39) for second place and nine rushing TDs to pass Floyd Little for first place on Denver's all-time rushing TD list. Davis is currently at 35.
- Needs seven total touchdowns to pass Riley Odoms (44) and Lionel Taylor (44) for fourth and fifth place, eight to pass Haven Moses (45) for third place, 11 to pass Sammy Winder (48) for second place and 17 to pass Floyd Little (54) for first place on Denver's all-time touchdown list. Davis is currently at 38.
- Needs to score a rushing touchdown in each of the first two games he plays in 1998 to break the franchise record he shares with Sammy Winder (1985) of five straight games with at least one rushing touchdown. Davis did it in 1997 and has a current streak of four straight games with a rushing touchdown.
- Needs to score a touchdown of any kind in each of the first three games he plays in 1998 to break the franchise record of six straight games with at least one touchdown scored. The record is currently held by Anthony Miller (1995), Vance Johnson (1987), Floyd Little (1972), Al Denson (1969) and Lionel Taylor (1960-61).
- Davis can become only the second player in NFL history to have three consecutive 1,500-yard rushing seasons (Barry Sanders is currently on a streak of four straight entering the 1998 season).

SHANNON SHARPE

- Needs 79 receptions to pass Lionel Taylor (543) for first place on Denver's all-time receiving list. Sharpe is currently at 465 receptions.
- Needs three receiving yards to reach 6,000 for his career, becoming only the third Bronco to accomplish this feat.

- Needs 116 receiving yards to pass Steve Watson (6,112) for second place and 876 yards to pass Lionel Taylor for first place on Denver's all-time receiving yards list. Sharpe is currently at 5,997.
- Needs 11 receiving touchdowns to move into first place all-time in receiving touchdowns by a Bronco. He would pass (in order from 5th to 1st) Steve Watson (36), Vance Johnson (37), Riley Odoms (41), Haven Moses (44) and Lionel Taylor (44). Sharpe is currently at 34 receiving touchdowns for his career.
- Needs 11 total touchdowns to pass Riley Odoms (44) and Lionel Taylor (44) for fourth and fifth place, 12 to pass Haven Moses (45) for third place, 15 to pass Sammy Winder (48) for second place and 21 to pass Floyd Little (54) for first place on Denver's all-time touchdown list. Sharpe is currently at 34. Terrell Davis, his teammate, is currently at 38 career touchdowns.
- Needs to catch a pass in each of the first ten games he plays in 1998 to move into second place all-time on the Broncos' list for consecutive games with at least one reception. He would pass (in order from 5th to 2nd) Riley Odoms (41) and Anthony Miller (41), Mark Jackson (47) and Steve Watson (49). Sharpe's streak is currently at 40 games.

DARRIEN GORDON

- Needs 42 punt returns to move into fourth place all-time on Denver's punt return list. He would pass (in order from 10th to 4th) Zach Thomas (53), Kevin Clark (54), Charlie Greer (55) and Ricky Nattiel (55), Glyn Milburn (71), Vance Johnson (81) and Floyd Little (81). Gordon is currently at 40.
- Needs 468 punt return yards to move into third place all-time on Denver's punt return yards list. He would pass (in order from seventh to third) Kevin Clark (546), Vance Johnson (689), Glyn Milburn (779), Floyd Little (893) and Gerald Willhite (1,010). Gordon is currently at 543.

VAUGHN HEBRON

- Needs 17 kickoff returns to move into first place all-time on Denver's kickoff return list. He would pass (in order from 4th to 1st) Rick Upchurch (95), Glyn Milburn (96), Floyd Little (104) and Ken Bell (104). Hebron is currently at 88.
- Needs 416 kickoff return yards to move into first place all-time on Denver's kickoff return yards list. He would pass (in order from 4th to 1st) Ken Bell (2,218), Glyn Milburn (2,250), Rick Upchurch (2,355) and Floyd Little (2,523). Hebron is currently at 2,108.

TOM ROUEN

- Needs 55 punts to pass Mike Horan (374) for third place and 58 punts to pass Luke Prestridge for second place on Denver's all-time list for punts. Rouen is currently at 320.

JASON ELAM

- Needs to connect on his first 45 extra point attempts in 1998 to move past former Bronco Jim Turner for third place all-time for consecutive points after touchdown. If he connects on his first 52 extra point attempts, he'll pass Eddie Murray for second place all-time. Elam's streak is currently at 177.
- Needs 53 points to pass Rich Karlis (655) for second place on the Broncos' all-time scoring list. Elam is currently at 603 points.
- Needs 52 extra point attempts to pass Rich Karlis (253) for second place on Denver's all-time list. He is currently at 202 attempts.
- Needs 44 extra points conversions to pass Rich Karlis (244) for second place on Denver's all-time list. Elam is currently at 201.
- Needs 20 field goal attempts to pass Rich Karlis (193) for second place on Denver's all-time list. He is currently at 174.
- Needs four field goals made to Rich Karlis (137) for second place on Denver's all-time list. He is currently at 134.

STEVE ATWATER

- Needs to start 13 games in 1998 to move into eighth place all-time in starts by a Bronco. Atwater (139 starts) would pass Paul Howard (146), Rubin Carter (151) and Billy Bryan (151).
- Needs four interceptions to pass Louis Wright (26) for seventh place on Denver's all-time interception list. Atwater is at 23 picks for his career.
- Needs 48 interception return yards to pass Dennis Smith (431) for sixth place on Denver's all-time list. Atwater is currently at 384 interception return yards.

TYRONE BRAXTON

- Needs one interception to pass Mike Harden (33) for fourth place, eight to pass Billy Thompson (40) for third place, 11 to pass Goose Gonsoulin (43) for second place, and 12 to pass Steve Foley (44) for first place on Denver's all-time interception list. Braxton has 35 career interceptions, but only 33 as a Bronco. Two of them came while he was in Miami in 1994.
- Needs 75 interception return yards to pass Steve Foley (622) for third place and 96 to pass Mike Harden (643) for second place on Denver's all-time list. Braxton is currently at 548.


ALFRED WILLIAMS

- Needs six multi-sack games to move into fifth place all-time on the Broncos' all-time list for multi-sack games. He would pass (in order from 9th to 5th) Tom Jackson (8), Dave Costa (9), Rich Jackson (10), Karl Mecklenburg (11) and Rulon Jones (11). Williams is currently at six multi-sack games as a Bronco.

NEIL SMITH

- Needs five sacks to reach 100 for his career, becoming the 16th player in NFL history to do so.

VETERAN PLAYER PROFILES



*Tight End Shannon Sharpe
Six-Time Pro Bowl Selection*



JUSTIN ARMOUR WIDE RECEIVER

6-4 • 209 • 4TH YR. • STANFORD

BORN: January 1, 1973 in Colorado Springs, Colo.
HIGH SCHOOL: Manitou Springs High School, Manitou Springs, Colo.
RESIDES: Greenwood Village, Colo.
ACQUIRED: Free Agent, 1998
PRO YEAR: 4th • YEAR WITH BRONCOS: 1st
NFL GAMES PLAYED/STARTED: 15/8

83

Justin Armour, signed by Denver as a free agent Feb. 24, 1998, fits the mold of the type of wide receiver Mike Shanahan covets: big, physical and able to find an opening in a defense. These skills should help the Colorado Springs native adjust to the variety of offensive schemes run by the Broncos. Now in his fourth NFL campaign, Armour has played in 15 career games (eight starts) and made 26 receptions for 300 yards and three touchdowns. He has four rushing attempts for minus five yards and one pass attempt which fell incomplete. He has also participated in one postseason game, with Buffalo in 1995. Armour was drafted by the Bills in 1995 out of Stanford (4th round/No. 113 overall) and spent two seasons with the club before splitting time with Philadelphia and San Francisco in 1997.

1997: Armour was waived August 24, 1997 by the Bills and picked up by Philadelphia Sept. 23, 1997. He was released four days later, then re-signed by the Eagles Sept. 30, spending six games on the inactive list. Armour was waived by Philadelphia Nov. 4 and signed by San Francisco Dec. 29. He spent the entire 1997 postseason on the 49ers inactive list. **1996:** Armour was inactive for the first 11 games of the season with an injured left foot. He was placed on injured reserve for the remainder of the season Nov. 22. **1995:** Armour turned in a fine rookie season in which played in 15 games and made eight starts, ranking fourth on the team with 26 receptions for 300 yards (11.6 avg.) and three touchdowns for the Bills. He caught his first touchdown pass on Monday Night Football at Cleveland (10/2) and caught his second at San Francisco Dec. 3. His third score came at Houston Dec. 24. He also had a team-high (and career high) six receptions for 66 yards vs. New England (11/26). Armour also played in Buffalo's 37-24 Wild Card win over Miami (12/30). He was inactive for the Divisional Playoff loss at Pittsburgh (1/6/96). Armour was a 4th round pick (113th overall) of Buffalo in 1995 out of Stanford.

COLLEGE: Armour set a Stanford record with 2,482 receiving yards in his career. His 20 touchdown catches were second on the all-time list when he left, trailing only Ken Margerum (30), and his 154 receptions rank fourth all-time. Armour ranked second in the Pac-10 and ninth in the nation with 6.1 receptions per game in 1994 and was an All-Pac-10 second-team pick in 1993, leading the Cardinal with 51 receptions despite missing two games with a shoulder separation. He was also All Pac-10 honorable mention in 1992 after recording a team-high seven touchdown receptions. Armour was a public policy major at Stanford.

PERSONAL: Armour was a consensus All-American at Manitou Springs (Colo.) High School, where he won the Golden Helmet Award, given annually to the state's premier football player who excels in the classroom and the community. He graduated with a 4.0 avg. and was class valedictorian and president. Armour also held a weekly Bible Study group at his home throughout the off-season. Justin Hugh Armour was born on January 1, 1973 in Colorado Springs, Colo.

ARMOUR'S REGULAR SEASON RECORD

Year	Club	RECEIVING						SCORING					
		G	S	No.	Yds.	Avg.	LG	TD	TD	TDp	TDt	2pt.	Pts.
1995	Buffalo	15	8	26	300	11.6	28t	3	3	0	3	0	18
1996	Buffalo	0	0	0	0	0.0	0	0	0	0	0	0	0
1997	Phil./S.F.	0	0	0	0	0.0	0	0	0	0	0	0	0
CAREER TOTAL		15	8	26	300	11.6	28t	3	3	0	3	0	18

ADDITIONAL STATISTICS: 1995: Rushing — 4 att. for minus 5 yards, -1.2 avg., long of 6; Pass Attempts: 0-1 for 0 yds.

ARMOUR'S POSTSEASON RECORD

Year	Club	G	S	No.	Yds.	Avg.	LG	TD	TD	TDp	TDt	2pt.	Pts.
1995	Buffalo	1	0	0	0	0.0	—	0	0	0	0	0	0
CAREER TOTAL		1	0	0	0	0.0	—	0	0	0	0	0	0

ARMOUR'S SINGLE-GAME HIGHS

(Postseason in parenthesis)

Most receptions — 6 vs. New England, 11/26/95. **Most receiving yards** — 66 vs. New England, 11/26/95. **Longest Reception** — 28 (TD) at San Francisco, 12/3/95. **Most receiving touchdowns** — 1 three times.



STEVE ATWATER SAFETY

6-3 • 217 • 10TH YR. • ARKANSAS

BORN: October 28, 1966 in Chicago, Ill.
HIGH SCHOOL: Lutheran North High School, St. Louis, Mo.
RESIDES: Aurora, Colo.
ACQUIRED: Draft #1 (20th overall), 1989
PRO YEAR: 10th • YEAR WITH BRONCOS: 10th
NFL GAMES PLAYED/STARTED: 139/139

27

As painful a season as 1997 was for Steve Atwater, it ended on a high note as he turned in one the best performances of his career in Denver's Super Bowl victory over Green Bay and solidified his place as one of the top safeties in franchise history. Atwater, who battled shoulder problems all season long, still managed to start 15 regular season and four postseason contests, helping lead a secondary that finished second in the AFC and fifth in the NFL in pass defense. A seven-time Pro Bowler (1990-96), Atwater has now played in 139 games (all starts) with 1,216 total tackles (763 solo), 82 passes defended, 12 forced fumbles, nine fumble recoveries, five sacks (-39 yards) and 23 interceptions (8th in franchise history) for 384 return yards (7th), tallying an impressive 44 turnovers in which he's been involved in his nine-year career. He has also played in 11 postseason contests (all starts), which is tied for eighth place in franchise history, posting 57 stops (40 solo), eight pass breakups, one forced fumble, one interception and one sack (-1 yard). Atwater's string of seven straight Pro Bowl appearances from 1990-96 is a franchise record. He was originally drafted in the first round (20th overall) by the Broncos in 1989.

1997: Atwater, selected defensive captain by his teammates for the first time in his career, started 15 of the 16 games at free safety and tied for fourth on the team with 83 tackles (61 solo), including one sack (-18), as well as two interceptions, eight passes defended and two fumble recoveries. His first interception came at San Diego (11/30) and was returned 22 yards for his first professional touchdown, and his next came in the season finale vs. San Diego (12/21) for a 20-yard return. In the regular season opener vs. Kansas City (8/31) he started at free safety and made eight tackles (6 solo), including a crucial stop of Chiefs fullback Kimble Anders at the Broncos 3-yard line late in the third quarter to help keep the Chiefs out of the end zone. The Broncos went on to win 19-3. Two weeks later vs. St. Louis (9/14) he made one solo tackle with two passes defended, and suffered a partially dislocated right shoulder in the second half, missing considerable playing time. He was declared inactive on Sunday the following week against Cincinnati, breaking his string of 36 consecutive games played dating back to December of 1994. Atwater returned to action the next week at Atlanta (9/28). A week later vs. New England (10/6) Atwater posted six tackles (5 solo) and one fumble recovery in Denver's Monday Night Football victory. The recovery came after John Mobley stripped the ball from Patriots receiver Terry Glenn to end a game-opening New England drive that had reached the Denver 28-yard line. The Broncos responded with their first touchdown of the game en route to a 34-13 win. At Buffalo (10/26) he made four tackles (2 solo) with one fumble recovery in Denver's 23-20 overtime win on the weekend that would not end for the Broncos, overcoming a snowstorm in Denver that almost prevented the team's departure, as well as a furious fourth-quarter rally by the Bills. Atwater's fumble recovery came after Alex Van Pelt lost the ball with the Bills driving inside the Broncos 10-yard line early in the fourth quarter. He followed that performance with 8-, 7- and 10-tackle efforts against Seattle (11/2), Carolina (11/9) and at Kansas City (11/16). Versus Oakland (11/24), he posted four tackles (3 solo), including his first sack of the season, as Denver defeated the Raiders 31-3 on Monday Night Football, the Broncos' fourth straight Monday Night win. He dropped Jeff George for an 18-yard loss on the Raiders' first series of the fourth quarter. Atwater left the game for several plays in the first half because of a hyperextended right elbow, but returned and played the rest of the way. In the preseason Atwater missed the Buffalo (7/26) and Miami (8/4) games because of soreness in his left knee following offseason surgery. **Postseason:** Atwater started all four games at free safety and played with the brilliance that has distinguished him throughout his nine-year career. He recorded 15 tackles (10 solo), including one sack (-1), a forced fumble and five passes defended. His four starts moved him into a tie for sixth in career postseason games started by a Bronco (11). He capped a stellar postseason in Super Bowl XXXII vs. Green Bay (1/25/98) by turning in a performance as spectacular as that of any Broncos defender, and any in his career, recording six solo tackles, two passes defended and a sack of Green Bay quarterback



Brett Favre on which he caused a fumble that was recovered by Neil Smith. The sack and fumble came early in the second quarter and set up a 51-yard Jason Elam field goal that gave Denver a 17-7 lead. He later recorded one of the game's biggest pass breakups on a 3rd-and-8 play from the Broncos' 39-yard line early in the fourth quarter, knocking away a Favre attempt intended for Robert Brooks that would have given Green Bay a first down inside the Broncos' 25-yard line with the score tied at 24-24.

1996: Atwater started all 16 regular season games at free safety and earned his franchise-record seventh consecutive Pro Bowl berth while being named second-team Associated Press All-Pro, first-team UPI All-AFC and second-team *Pro Football Weekly* All-AFC. He ranked third on the team with 116 tackles (89 solo), in addition to three interceptions (11 yards in returns), nine passes defended and one forced fumble. Atwater also added two tackles on special teams. Versus Tampa Bay (9/15), Atwater started at free safety and made seven tackles (6 solo), while also knocking down two passes in Denver's 27-23 victory. The following week at Kansas City (9/22) he registered nine stops (7 solo), including several hard hits, one of which unfortunately ended Chiefs' wide receiver Lake Dawson's season prematurely with a knee injury in the third quarter. This was the second game of an eight-week stretch in which Atwater had at least six tackles in every game, registering eight at Cincinnati (9/29), seven vs. San Diego (10/6), eight vs. Baltimore (10/20), six against Kansas City (10/27), six at Oakland (11/4) and 12 against Chicago (11/10). He also forced a key fumble against the Bears in the third quarter that prevented Chicago from taking the lead. The next week at New England (11/17) Atwater had five tackles (2 solo), knocked down a pass and registered his first interception of the season (11-yard return). The pickoff came on the first play of the Patriots' second possession and set up the score that put Denver ahead 14-0 en route to a 34-8 victory. A week later at Minnesota (11/24) he started at free safety and made a game- and season-high 15 tackles (13 solo) in Denver's 21-17 win. He picked off his second pass of the season at Green Bay (12/8), and notched his third against the Raiders (12/15). In Denver's AFC Divisional Playoff vs. Jacksonville (1/4/97) Atwater started at free safety and made six solo tackles. He had offseason surgery on his left shoulder and left knee Jan. 15, 1997. **1995:** Atwater started all 16 games at free safety and led the team with 148 tackles (107 solo), three interceptions and three forced fumbles. His tackle total was his best since 1992, and his interceptions were his most since '91. Atwater surpassed the 1,000-tackle mark for his career Dec. 10 vs. Seattle. He earned his Broncos-record sixth-straight Pro Bowl berth, as well as second-team All-Pro honors from *College & Pro Football Newsweekly*, and was voted by his teammates as the Broncos' Defensive MVP. Atwater began his outstanding season with a team-leading nine tackles (8 solo) in the opener against Buffalo (9/3), including a big third-quarter, fourth-down stop at the Denver 1/2-yard line to thwart a Buffalo scoring threat. The following week at Dallas (9/10), Atwater registered 13 tackles (7 solo), an interception with an 11-yard return, and a pass defended. He recorded a team-leading 12 tackles (8 solo) at Seattle (10/1), but had to leave early with a hyperextended elbow. He posted a team-leading 11 tackles (9 solo) at New England (10/8), and forced his first fumble of the year. In Denver's 27-0 shutout of Oakland (10/16), Atwater made six tackles (2 solo), intercepted a pass and registered one pass defended. His interception of a Jeff Hostetler pass on the second play from scrimmage set up the Broncos at the Oakland 19-yard line after an 18-yard return, and led to a 3-0 Broncos lead. Atwater had 10 tackles (6 solo) and a forced fumble against Kansas City (10/22), despite missing the end of the first half and the beginning of the second half after going to the locker room for an examination on his right shoulder. Atwater also recorded a team-high 14 stops (9 solo) at Philadelphia (11/12), but suffered a bone bruise that was downgraded from an initial diagnosis of a hyperextension. His third interception came against Seattle (12/10), and was returned 25 yards. **1994:** Atwater continued his stellar play in the Denver secondary despite a disappointing year for the team. He started 14 of the Broncos 16 games at either free or strong safety and recorded 125 total tackles (72 solo) to earn his fifth straight Pro Bowl appearance. Atwater, who sat out at Los Angeles (12/11) and San Francisco (12/17) with an injured hamstring, also intercepted one pass (24-yard return), recovered two fumbles and forced one while registering eight passes defended. His two starts at free safety came on opening day against the Chargers (9/4) and at Buffalo (9/26). Atwater registered double-figures in tackles six times and posted his best numbers against the Raiders at home (9/18) with 14 tackles (11 solo). His lone interception came at Seattle (10/9) in perhaps his best overall performance. In addition to his interception that he returned 24 yards to set up Jason Elam for the Broncos' first points, Atwater recovered a fumble and returned it 17 yards to set up Denver's only touchdown in a 16-9 win. **1993:** Atwater became the first player in franchise history to earn four



consecutive Pro Bowl berths, and was named All-AFC (UPI and *Football News*). He started every game for the Broncos, leading the team in tackles with 141 (80 tackles and 61 assists). Atwater also posted one sack, two interceptions and two forced fumbles on the year. His big game came in a losing effort at San Diego (12/5), where he racked up 14 total tackles (nine solo and five assisted), which was one of six games in which he finished with double figure tackles. **1992:** Atwater earned his third consecutive Pro Bowl berth in 1992, and was also named All-NFL (AP, NEA, PF/W/PFWA, TSN,) and All-AFC (*Football News*). He led the secondary and was second on the team with 151 total tackles, (73 tackles and 78 assists), and also posted two interceptions, a sack, 12 passes defended, two fumble recoveries, and two forced fumbles. Atwater sat out the season opener against the Raiders (9/6) with a sprained ankle but rebounded to post 17 total tackles in week two against the Chargers (9/13), one of nine games in which he recorded double figures in tackles. Atwater had a big game at Buffalo (12/12), recovering a fumble and intercepting a pass. **1991:** In 1991 Atwater earned his second straight Pro Bowl berth after a season in which he tied for the team lead with a career-high five interceptions and finished second on Denver's AFC-leading defense in total tackles with 150. Atwater was also named All-NFL (AP, *Pro Football Weekly*, *College and Pro Football Newsweekly* second-team) and All-AFC (*Football News*, *Pro Football Weekly*). For the season he registered 83 tackles, 67 assists, 11 passes defended, a sack, a forced fumble, and a fumble recovery. Atwater was named the AFC Defensive Player of the Week for his performance against the Seahawks (9/15) in which he had 10 total tackles, picked off a pass, and recovered a fumble. He was in double figures in total tackles nine times that year, with a high of 14 vs. Phoenix (12/15). In post-season play Atwater had 17 total tackles and three passes defended, and he intercepted a pass vs. Houston (1/4). **1990:** Atwater made his first appearance in the Pro Bowl after a tremendous 1990 campaign in which he finished second on the Broncos' defense with 173 total tackles, including a team-high 112 solo tackles, despite missing one game due to injury. For his efforts he was also named All-NFL (*College and Pro Football Newsweekly* 2nd team, Newspaper Editors Association - 2nd team) and All-AFC (UPI, *Football News*), and was voted by his teammates as Denver's most valuable defensive player. In addition, Atwater also posted two interceptions, four passes defended, two forced fumbles, and a quarterback sack, while also registering 10 total tackles on special teams. From his strong safety position Atwater posted five of Denver's top-10 single-game tackle totals, including a personal high of 18 vs. Pittsburgh (10/14), and had 12 or more total tackles in nine games. He cemented his reputation as a hard hitter after a thunderous collision with Kansas City's Christian Okoye in a nationally televised Monday night game (9/17). Atwater sat out the game vs. Seattle (9/23) with a rib strain and saw limited action against the Chargers (12/16) after suffering torn rib cartilage early in the first half. **1989:** Atwater was named NFL All-Rookie (*Pro Football Weekly*, *College and Pro Football Newsweekly*) for a fine campaign. He made an immediate impact as the Broncos' first-round pick, taking the place of former defensive captain Mike Harden at free safety and combining with strong safety Dennis Smith to form one of the NFL's most physical safety tandems. Atwater started every regular season game and led the Broncos defense with 86 solos. He was second on the squad with 129 total tackles and also claimed three interceptions, 10 passes defended and a fumble recovery. Atwater had two interceptions in Week Three against the Raiders (9/24), the second setting up the game-clinching field goal. He had six games with 10 or more total tackles, including a high of 12 vs. San Diego (10/8).

COLLEGE: Atwater was a three-time All-Southwest Conference selection and two-time All-American at the University of Arkansas. He became the Razorbacks' all-time interception leader with 14 over his four active campaigns. He went to the school as a wishbone quarterback but was moved to the secondary as a redshirt freshman. Atwater closed out his college career with an appearance in the Senior Bowl, a game in which he had two interceptions.

PERSONAL: Steve and his wife Letha reside in the Denver suburb of Aurora with their three sons, Stephen Jr., DiAndre and Paris. A native of Chicago, Ill., he was all-conference and league MVP as a wishbone quarterback at Lutheran North High School in St. Louis, Mo., where he was named the school's top scholar-athlete. Steve lettered three times in football, once each in baseball and track, and four times in basketball, garnering all-league, all-district, and All-America honors in that sport. He was selected to play in the McDonald's All-Star Classic, but missed the contest due to the chicken pox. He enjoys playing pool, fishing, basketball, and bowling. Steve has been involved with the Colorado Coalition for the Homeless and plays in charity golf tournaments across the country during the off-season. Stephen Dennis Atwater was born Oct. 28, 1966.

ATWATER'S REGULAR SEASON RECORD

Year	Club	G	S	UT	A	TT	S-Yds.	I-Yds.	PD	FR	FF	TD-Int.	TD-FR	S	Pts.
1989	Denver	16	16	43	129	0-0	3-24	10	1	0	0	0	0	0	0
1990	Denver	15	15	112	61	173	1-5	2-32	4	0	2	0	0	0	0
1991	Denver	16	16	83	67	150	1-5	5-104	11	1	1	0	0	0	0
1992	Denver	15	15	73	78	151	1-10	2-22	12	3	2	0	0	0	0
1993	Denver	16	16	80	61	141	1-1	2-81	12	0	2	0	0	0	0
1994	Denver	14	14	72	53	125	0-0	1-24	8	2	1	0	0	0	0
1995	Denver	16	16	107	41	148	0-0	3-44	8	0	3	0	0	0	0
1996	Denver	16	16	89	27	116	0-0	3-11	9	0	1	0	0	0	0
1997	Denver	15	15	61	22	83	1-18	2-42	8	2	0	1	0	0	6
CAREER TOTAL		139	139	763	453	1216	5-39	23-384	82	9	12	1	0	0	6

ATWATER'S POSTSEASON RECORD

Year	Club	G	S	UT	A	TT	S-Yds.	I-Yds.	PD	FR	FF	TD-Int.	TD-FR	S	Pts.
1989	Denver	3	3	12	5	17	0-0	0-0	0	0	0	0	0	0	0
1991	Denver	2	2	7	7	14	0-0	1-0	3	0	0	0	0	0	0
1993	Denver	1	1	5	0	5	0-0	0-0	0	0	0	0	0	0	0
1996	Denver	1	1	6	0	6	0-0	0-0	0	0	0	0	0	0	0
1997	Denver	4	4	10	5	15	1-1	0-0	5	1	0	0	0	0	0
CAREER TOTAL		11	11	40	17	57	1-1	1-0	8	1	0	0	0	0	0



TYRONE BRAXTON SAFETY

5-II • 185 • 12TH YR. • NORTH DAKOTA STATE

BORN: December 17, 1964 in Madison, Wisc.
HIGH SCHOOL: James Madison High School, Madison, Wisc.
RESIDES: Denver, Colo.
ACQUIRED: Draft #12 (334th overall), 1987
PRO YEAR: 12th • YEAR WITH BRONCOS: 11th
NFL GAMES PLAYED/STARTED: 149/111

34

Eleven grueling seasons in the National Football League finally paid dividends for Tyrone Braxton in 1997, as he played a major role in Denver's first Super Bowl championship. Braxton, who had played in two previous Super Bowls with the Broncos, produced a key interception in the first quarter, as the Broncos went on to defeat the Green Bay Packers 31-24. For Braxton, 1997 was another stellar season at strong safety, as he finished third on the team in tackles and tied for first in interceptions. He has now appeared in 149 games with 111 starts, totaling 787 tackles (548 solo), 110 pass breakups and 35 interceptions (33 with Denver) for 551 return yards and four touchdowns, including one in 1997 (vs. Carolina, 11/9; 27 yds.). His others have come in 1989 (vs. Kansas City, 9/10; 52 yds.), 1991 (vs. Cincinnati, 9/1; 34 yds.) and 1996 (vs. Tampa Bay, 9/15, 69 yds.). He also has played in 14 postseason games (12 with Denver) with 63 stops (51 solo), nine pass breakups and three interceptions. Braxton's 11 postseason starts as a Bronco rank him in a tie for sixth-most in franchise history. Braxton is tied for fourth on the Broncos' all-time interceptions list, and stands fourth in interception return yards. He also owns the team record for most consecutive games with an interception with his four in games 12-15 of the 1996 season. The big-play maker, and former 12th-round draft pick (334th overall, 1987), has now been responsible for 49 takeaways as a Bronco.

1997: Braxton started all 16 games at strong safety and ranked third on the team with 90 tackles (74 solo), including a half a sack (0.5), while also adding four interceptions (tied for team lead and eighth in the AFC), nine passes defended, a forced fumble and three fumble recoveries. Braxton's first interception came in the season-opener vs. Kansas City (8/31) when he thwarted a second-half Chiefs scoring opportunity and returned the interception 43 yards. He also had five tackles (four solo) and one pass breakup in the game. His second interception came in the second quarter at Buffalo (10/26) and was returned 23 yards to set up a Broncos field goal in a 23-20 overtime victory. He also had eight tackles (five solo) in the contest. Against Seattle on Nov. 2, he had half a sack and six tackles (five solo) in Denver's 30-27 win over the Seahawks. The sack, which he shared with Trevor Pryce, forced Warren Moon to fumble and set up a Broncos' field goal. Braxton's third interception of the season, vs. Carolina (11/9), was returned 27 yards for a fourth-quarter touchdown, the fourth time that Braxton has taken an interception back for a score in his 11-year career. He also had four tackles and two pass breakups during the game. On Nov. 24 vs. Oakland, he had seven tackles (all solos) and recovered a fumble that was forced by Ray

Crockett and returned it eight yards to set up Denver's first touchdown of the evening in a 31-3 victory. He added his fourth pickoff at San Diego (11/30) and returned it 20 yards and also had four solo stops and three pass breakups in Denver's 38-28 win. The interception was the 35th of Braxton's career and his 33rd as a Bronco, moving him into a tie with Mike Harden for fourth place in franchise history. Braxton recovered his third fumble of the season at Pittsburgh (12/7) to set up Denver's first touchdown of the day in a 35-24 defeat. **Postseason:** Braxton started all four postseason games at strong safety to move into a tie for sixth-most postseason starts by a Bronco (11), and recorded 22 tackles (15 solo) with two interceptions and four passes defended. The two interceptions gave Braxton three in his postseason career, tied for first on the Broncos' all-time postseason interception list. In the AFC Championship Game at Pittsburgh (1/11/98) he came up with numerous big plays, tallying eight tackles (3 solo), three passes defended and his second career postseason interception, helping lead Denver back to the Super Bowl with a 24-21 victory. He picked off a Kordell Stewart bomb on the final play of the first half and returned it six yards. In Super Bowl XXXII vs. Green Bay (1/25/98) he led the team with seven tackles (6 solo) and a pass defended, while also plucking his third career postseason interception, and second of the 1997 playoffs. The interception, which ended the Packers' second possession of the game and set up a Denver touchdown for a 14-7 lead, moved Braxton into a tie for most postseason interceptions by a Bronco (3) with Bob Swenson. Braxton was honored in early November for his generous charitable contributions in the Denver area by being named the Denver Broncos NFL/True Value Man of the Year.

1996: Braxton made big-play after big-play to earn his first Pro Bowl berth, as well as first-team Football News All-NFL and second-team UPI All-AFC honors. He finished fourth on the team with 102 tackles (78 solo), knocked down 19 passes, forced one fumble, recovered another and snared a team-leading nine interceptions, tying him with St. Louis' Keith Lyle for most in the NFL. The nine interceptions also exceeded his previous career high for a season (6 in 1989) and tied for the second-highest single-season total in franchise history (Willie Brown, 1964). The club record is 11 by Goose Gosnolin in 1960. For his efforts he received the Mackey Award for leading the league in interceptions. Braxton's first pick of the year (vs. Tampa Bay, 9/15) was returned 69 yards for a Broncos touchdown. The return for a touchdown was the third of his career, and his longest, as well as being the fourth-longest scoring interception return in franchise history and fifth-longest overall. His second interception thwarted a Cincinnati (9/29) scoring drive in the back of the end zone. The third ended any last threat that Baltimore might have had in the Broncos' 45-34 win Oct. 20. Always possessing a knack for the big play, Braxton's fourth interception was an end-zone drive-killer vs. Kansas City (10/27) with the Chiefs trailing just 17-7 in the second quarter. On 11/10 vs. Chicago, Braxton started at strong safety and played as big a roll in the Broncos' narrow 17-12 victory as any other defensive player. He finished with eight tackles (6 solo), recovered a fumble and returned it 20 yards, knocked down four passes and registered his fifth interception of the season. On the last play of the game, he knocked away a pass in the endzone that was intended for Curtis Conway, to preserve the victory. Two weeks later at Minnesota (11/24) Braxton turned in another big-play performance, posting eight tackles (5 solo), knocking down two passes and intercepting his sixth of the year, matching his previous best season (1989). The following week vs. Seattle (12/1) he finished with a team-high 12 tackles (7 solo), knocked down two passes and snagged his career-high seventh interception of the season. At Green Bay (12/8) he posted five tackles to go along with his team-leading eighth interception of the year, which he returned 14 yards. The following week vs. Oakland (12/15) he posted six solo tackles with one pass defended, as well as his ninth interception of the season. The pickoff ended the Raiders' first drive of the game, and set the tone for the afternoon. It was also his fourth consecutive game with a pick, a new team record. In Denver's AFC Divisional Playoff vs. Jacksonville (1/4/97) Braxton led the team with 11 tackles (10 solo). **1995:** Braxton started all 16 games at strong safety and finished tied for second on the team with 110 tackles (74 solo), 10 passes defended and two interceptions in his first season back in Denver after spending a year in Miami. He posted a season-high 10 tackles (7 solo) at Dallas (9/10), and turned in a fine all-around performance against Kansas City (10/22), breaking up three passes and making a touchdown-saving tackle, one of his seven (4 solo) on the day. Braxton had eight tackles (5 solo) vs. Arizona (11/5), including a first-quarter touchdown-saving solo tackle of Garrison Hearst at the Broncos' 5-yard line after a 39-yard pass play. The Cardinals were held to a field goal, and did not get into the end zone all day in Denver's 38-6 victory. Braxton matched his season high of 10 tackles (9 solo) at Philadelphia (11/12), and recorded his first interception of the year against Jacksonville (12/3) along with 7 tackles (4 solo) on the day. His second interception came just a week later against Seattle (12/10),

and was returned 36 yards. **1994:** Braxton played in all 16 games for a Miami team that advanced to the AFC Divisional Playoff before falling to San Diego. He recorded six tackles and two interceptions during the season, playing in nickel situations and on special teams. Braxton was signed by the Dolphins as an unrestricted free agent from Denver May 13, 1994, and was a teammate in Miami of current Bronco Aaron Craver. **1993:** Braxton started all 16 games for the Broncos, his fifth straight season as the team's starting left cornerback. He finished second on the team in total tackles with 111 (79 solo), intercepted three passes for 37 yards in returns, had a team-high 19 passes defended, recovered two fumbles and forced two as well. **1992:** Braxton started all 16 games at left corner and led the team with 16 passes defended, 99 tackles (56 solo) and two interceptions. He played well in week two against San Diego (9/13), notching 11 tackles and four passes defended. **1991:** Braxton made a successful comeback from a knee injury that caused him to miss most of the 1990 campaign. He started at left corner and marked his return by intercepting a pass for a touchdown in the season-opener vs. Cincinnati (9/1). Braxton recorded 92 total tackles (57 solo), 12 passes defended, four interceptions, a sack, a forced fumble and a fumble recovery in regular season play. He had a big game against New England (12/1), posting six tackles, three passes defended and a sack. In postseason play, Braxton had 14 tackles (7 solo) and intercepted a pass in the AFC Championship Game at Buffalo (1/12). **1990:** Braxton tore the medial collateral ligament in his right knee in the third game of the season and underwent surgery, thus ending his season. Up to that point he had registered 17 total tackles, an interception and two passes defended. **1989:** Braxton had a tremendous campaign in his third NFL season, playing cornerback for the first time in his career. He started every game for the Broncos and ranked sixth in the AFC with a team-leading six interceptions, while also pacing Denver's defense with 14 passes defended. In regular season play Braxton posted 111 total tackles (77 solo), two forced fumbles and two fumble recoveries. He helped set the tone for the Broncos' defensive resurgence that season when on opening day vs. Kansas City (9/10) he intercepted a pass on the Chiefs' first play from scrimmage and returned it 34 yards for a touchdown. Braxton also set up a Denver touchdown with a 35-yard fumble return against Washington (11/20), and racked up 12 tackles and an interception at Seattle (10/22). **1988:** Braxton had a good season as one of the leaders on Denver's special teams and as a reserve defensive back. He closed that campaign with a total of 49 tackles (38 solo), five passes defended, two interceptions, a fumble recovery and a quarterback sack. **1987:** Braxton played in the final two regular season games and all three postseason contests, spending the first 13 weeks of the season on injured reserve with a shoulder injury suffered in the preseason. He played primarily on special teams in the regular season, then posted five total tackles (3 solo) in the postseason. The rookie was named Denver's special teams most valuable player for his performance in the divisional playoff game vs. Houston (1/10). Braxton was Denver's 12th-round draft pick in 1987, the second-to-last player taken.

COLLEGE: Braxton was a defensive back and punt return specialist at North Dakota State, earning all-conference honors as a senior after posting 128 tackles, an interception, and two fumble recoveries. As a junior he led the conference with five interceptions and a punt return average of 15.0, earning him second-team all-conference honors. Braxton was a member of the North Central Conference champion outdoor 400-meter relay squad that competed in the national championship.

PERSONAL: Tyrone and his wife Elizabeth reside in Denver. He was chosen as the Broncos' 1996 Unsung Hero by the NFL Players Association, and was named the Broncos' 1997 NFL/True Value Man of the Year. A native of Madison, Wisc., Braxton attended James Madison Memorial High School, where he was named all-conference in football as a senior. He lettered twice each in football and basketball and once in track. Tyrone majored in physical education, enjoys fishing in his spare time and once had a job as a gravedigger. Tyrone is a relative of the late Jim Braxton, a former fullback for the Buffalo Bills. Tyrone Scott Braxton was born Dec. 17, 1964.

DID YOU KNOW?

The Broncos were the first AFL team ever to defeat an NFL team when they beat the Detroit Lions 13-7 on August 5, 1967, in a preseason game at the University of Denver Stadium.

BRAXTON'S REGULAR SEASON RECORD

Year	Club	G	S	UT	A	TT	S-Yds.	I-Yds.	PD	FR	FF	TD-Int.	TD-DR	S	Pts.
1987	Denver	2	0	0	0	0	0-0	0-0	0	0	0	0	0	0	0
1988	Denver	16	0	38	11	49	1-7	2-6	5	0	0	0	0	0	0
1989	Denver	16	16	77	34	111	0-0	6-103	14	2	2	1	0	0	6
1990	Denver	3	2	11	6	17	0-0	1-10	2	0	0	0	0	0	0
1991	Denver	16	15	57	35	92	1-8	4-61	12	1	1	1	0	0	6
1992	Denver	16	14	58	43	99	0-0	2-54	16	0	0	0	0	0	0
1993	Denver	16	16	79	32	111	0-0	3-37	19	2	2	0	0	0	0
1994	Miami	16	0	4	2	6	0-0	2-3	4	0	0	0	0	0	0
1995	Denver	16	16	74	36	110	0-0	2-36	10	0	0	0	0	0	0
1996	Denver	16	16	78	24	102	0-0	9-128	19	1	1	1	0	0	6
1997	Denver	16	16	74	16	90	0.5-0.5	4-113	9	3	1	1	0	0	6
CAREER TOTAL		149	111	548	239	787	2.5-15.5	35-551	110	9	7	4	0	0	24

BRAXTON'S POSTSEASON RECORD

Year	Club	G	S	UT	A	TT	S-Yds.	I-Yds.	PD	FR	FF
1987	Denver	3	0	2	0	2	0-0	0-0	0	0	0
1989	Denver	3	3	17	1	18	1-0	0-0	4	0	1
1991	Denver	2	2	4	3	7	0-0	1-5	1	0	0
1993	Denver	1	1	3	0	3	0-0	0-0	0	0	0
1995	Denver	1	1	10	1	11	0-0	0-0	0	0	0
1997	Denver	4	4	15	7	22	0-0	2-6	4	0	0
CAREER TOTAL		14	11	51	12	63	1-0	3-11	9	0	1



BUBBY BRISTER QUARTERBACK

6-3 • 205 • 12TH YR. • NORTHEAST LOUISIANA

BORN: August 15, 1962 in Monroe, La.
HIGH SCHOOL: Neville High School, Monroe, La.
RESIDES: Monroe, La.
ACQUIRED: Free Agent, 1997
PRO YEAR: 12th • **YEAR WITH BRONCOS:** 2nd
NFL GAMES PLAYED/STARTED: 88/71

6

Bubby Brister returned to action in 1997 after a year off from pro football and served as a valuable reserve for the Broncos on their run to Super Bowl XXXII. He started the season as the third-string quarterback but was elevated to the second-team the week of the Broncos' Dec. 7 matchup at Pittsburgh. He continues to provide great leadership for the team and made tremendous progress in picking up the sophisticated but highly successful offense of head coach Mike Shanahan. Brister has played in 88 games (71 starts) in his 11-year career, throwing for more than 13,000 yards and 74 touchdowns. He has also rushed for over 400 yards and seven more scores. Brister has also participated in three postseason games (two starts), throwing for 356 yards and one score. He played for the Steelers from 1986-92, Philadelphia from 1993-94 and the Jets in 1995. Brister's career highs in passing yards (353) and his longest touchdown pass (90) both came against the Broncos in 1990. He was drafted in the third round (67th overall) by Pittsburgh in 1986 out of Northeast Louisiana.

1997: Brister spent the final three games of the regular season as the backup quarterback, moving into that position prior to the Pittsburgh game (12/7). He had previously been designated the Broncos' third quarterback for the first 13 games of the season. Brister's only action of the season came in the season-finale vs. San Diego (12/21) when he replaced John Elway in the third quarter. His totals for the day — and the season — included six completions in nine attempts for 48 yards with a long of 15. He also rushed four times for 2 yards with a long of 2. **Postseason:** Brister made one postseason appearance, finishing the Wild Card game vs. Jacksonville (12/27) for John Elway and piloting the Broncos on their final scoring drive, capped by a Vaughn Hebron 6-yard touchdown run. He served as the backup quarterback for the rest of Denver's playoff run.

1996: Brister was out of football. **1995:** Brister played nine games for the Jets and started four (games 7-10), completing 93 of 170 passes (54.7%) for 726 yards, four touchdowns and eight interceptions. He was also sacked 16 times (-122). In the season opener at Miami, Brister spelled Boomer Esiason and went 5-8 for 37 yards and one interception. In Week Two vs. Indianapolis he played but did not throw a pass. Brister completed 13 of 23 passes for 112 yards, one touchdown and one interception at Buffalo (10/8). The next week at Carolina he completed 17 of 41 passes for 143 yards with 3 interceptions. A week later against Miami (10/22) he was 15-26 for 152 yards

with two touchdowns and one interception in New York's 17-16. He followed that at Indianapolis (10/29) by completing 19 of 31 for 154 yards, one touchdown and one interception. Brister signed with the Jets as an unrestricted free agent Mar. 1, 1995. **1994:** Brister played in seven games (two starts) for Philadelphia as the backup to Randall Cunningham. He was also the holder on field goals and PATs in Games 1-5. Brister started the final two games of the year, eclipsing the 300-yard passing mark for the fifth time in his career with a 26-of-37, 325-yard, one-touchdown performance in the season finale at Cincinnati. **1993:** Brister started eight games with Philadelphia and finished fourth in the NFC (7th NFL) with an 89.4 passer rating. He led Philly to a 4-2 record over the final six games, completing 141 of 236 passes for 1,479 yards, 11 touchdowns and three interceptions. He threw for three touchdowns and 350 yards and led a 68-yard overtime drive that set up the game-winning field goal in the season finale at San Francisco on Monday Night Football. He also threw for three scores the previous week at New Orleans. Brister set career-highs for attempts (45) and completions (27) at Dallas (12/6), then topped that performance a week later with 28 completions on 48 attempts for 299 yards and a score vs. Buffalo. He led a 75-yard game-winning drive at Washington (11/28) that culminated with a two-yard pass to James Joseph with 46 seconds remaining in regulation to give the Eagles a 17-14 victory. He took over for Cunningham in Game Four against the Jets and started two games before missing the next five with neck and ankle injuries. **1992:** Brister played in six games for Pittsburgh, starting the last four in place of injured Neil O'Donnell. He led the team to two comeback victories, including a 23-13 win over Cleveland that clinched a home playoff game for the Steelers. **1991:** Brister started Games 1-5 for Pittsburgh before a sprained knee in Game Five forced him out of the next eight contests. He returned to the starting lineup for the final three games of the season and finished the year with 103 completions on 190 attempts for 1,350 yards, nine touchdowns and nine interceptions en route to a 5-3 record as a starter. **1990:** Brister started all 16 games for the first time in his career and had his best year as a pro, setting career highs in attempts (387), completions (223), passing yards (2,725), touchdown passes (20) and passer rating (81.6). The 20 scores were the most by a Pittsburgh quarterback since Terry Bradshaw's 22 in 1981. Brister ranked sixth in the AFC and 10th in the NFL in passer rating. He had an outstanding day at Denver (10/14), completing 21 of 28 for a career-high 353 yards and four touchdowns in a 34-17 win, including a career-long 90-yard touchdown pass to Dwight Stone. He earned AFC Offensive Player of the Month honors for October. **1989:** Brister started 14 games for the Steelers and finished the season with a 73.1 passer rating. He had a stretch of eight games without throwing an interception after throwing three on opening day vs. Cleveland. Brister set a Steeler record with 15 consecutive completions at Detroit and finished 21 of 27 for 267 yards and one touchdown to earn AFC Offensive Player of the Week honors. He sprained his left knee in Game Five vs. Cincinnati, forcing him to miss Games 6-7, but came back to lead the team to wins in five of their last six games. Brister was 15 of 33 for 127 yards in Pittsburgh's 26-23 overtime AFC Wild Card victory at Houston. He was 19 of 29 for 229 yards and a score the next week in the AFC Divisional Playoff loss at Denver. **1988:** Brister won the Steelers' starting job over Todd Blackledge and Steve Bono and led the team with six rushing touchdowns. He won his first game as a starter in Pittsburgh's opening day win over Dallas. He missed three games with a dislocated finger on his throwing hand in Game Five vs. Cleveland. He threw the AFC's longest pass of the year (89-yard TD to Louis Lipps) vs. Philadelphia and earned AFC Offensive Player of the Week honors with his 17-of-36, 311-yard, three-touchdown performance in a 37-34 upset win at Houston. **1987:** Brister played in two games for Pittsburgh and was 4 of 12 for 33 yards and three interceptions. **1986:** Brister started two games for the injured Mark Malone and was 21 of 60 for 291 yards and two interceptions. He was a third-round selection by the Steelers out of Northeastern Louisiana (4th QB, 67th player overall).

COLLEGE: Brister played collegiately at Northeastern Louisiana where he was a first-team All-Southland Conference selection and Louisiana's Most Valuable Player as a senior when he ranked seventh in the country with a 134.8 passer rating. Brister led the conference in passing and total offense as a senior. He transferred to Northeastern Louisiana from Tulane.

PERSONAL: Brister was a two-sport star at Neville High School in Monroe, La., and was drafted in the 10th round by the Detroit Tigers baseball team in 1981. He played 39 games in their farm system, batting .180 (20-for-111) with 10 RBI as a shortstop and outfielder. He also played winter ball for current Florida Marlins manager Jim Leyland. Walter Andrew Brister III was born Aug. 15, 1962 in Monroe, La. He was given the nickname "Bubby" by his five older sisters. He and his wife Bonnie reside in Louisiana during the offseason. Brister has been involved in numerous charitable and community activities throughout his time in the NFL, including the Ronald McDonald House.

BRISTER'S REGULAR SEASON RECORD

		PASSING													
Year	Club	G	S	Att.	Comp.	Pct.	Yds.	TD	%	Int.	%	LG	Sack	Yds.	Rtg.
1986	Pittsburgh	2	2	60	21	35.0	291	2	3.3	0	0.0	58	6	57	62.5
1987	Pittsburgh	2	0	12	4	33.3	20	3	25.0	0	0.0	10	2	14	81.9
1988	Pittsburgh	13	13	370	175	47.3	2,634	14	3.8	11	3.0	89	36	292	71.3
1989	Pittsburgh	14	14	342	187	54.7	2,365	10	3.4	9	2.6	79	45	452	75.3
1990	Pittsburgh	16	16	387	223	57.6	2,725	14	3.6	20	5.2	90	28	213	69.8
1991	Pittsburgh	8	8	190	103	54.2	1,350	9	4.7	9	4.7	65	15	145	73.0
1992	Pittsburgh	6	4	116	63	54.3	719	2	1.7	5	4.3	42	13	88	60.9
1993	Philadelphia	10	8	309	181	58.6	1,905	14	4.5	5	1.6	58	19	148	84.9
1994	Philadelphia	7	2	76	51	67.1	507	2	2.6	1	1.3	53	5	39	89.1
1995	N.Y. Jets	9	4	170	93	54.7	726	4	2.4	8	4.7	32	16	122	53.7
1996															
1997	Denver	1	0	9	6	66.7	48	0	0.0	0	0.0	15	0	0	79.9
CAREER TOTAL		88	71	2,041	1,107	54.2	13,290	74	3.6	68	3.3	90	185	1,570	72.6

OUT OF FOOTBALL

		RUSHING					SCORING						
Year	Club	Att.	Yds.	Avg.	LG	TD	TD	TDp	TDrt	2pt	Pts.		
1986	Pittsburgh	6	10	1.7	9	1	1	1	0	0	0	6	
1987	Pittsburgh	0	0	0.0	0	0	0	0	0	0	0	0	
1988	Pittsburgh	45	209	4.6	20	6	6	6	0	0	0	36	
1989	Pittsburgh	27	25	0.9	15	0	0	0	0	0	0	0	
1990	Pittsburgh	25	64	2.6	11	0	0	0	0	0	0	0	
1991	Pittsburgh	11	17	1.6	8	0	0	0	0	0	0	0	
1992	Pittsburgh	10	16	1.6	8	0	0	0	0	0	0	0	
1993	Philadelphia	20	39	2.0	13	0	0	0	0	0	0	0	
1994	Philadelphia	1	7	7.0	7	0	0	0	0	0	0	0	
1995	N.Y. Jets	16	18	1.1	7	0	0	0	0	0	0	0	
1996													
1997	Denver	4	2	0.5	2	0	0	0	0	0	0	0	
CAREER TOTAL		165	407	2.5	20	7	7	7	0	0	0	42	

ADDITIONAL STATISTICS: Brister caught one pass for 10 yards in 1989.

BRISTER'S POSTSEASON RECORD

		PASSING													
Year	Club	G	S	Att.	Comp.	Pct.	Yds.	TD	%	Int.	%	LG	Sack	Yds.	Rtg.
1989	Pittsburgh	2	2	62	34	54.8	356	1	1.6	0	0.0	33	1	15	77.1
1997	Denver	1	0	0	0	0.0	0	0	0.0	0	0.0	0	0	0	0.0
CAREER TOTAL		3	2	62	34	54.8	356	1	1.6	0	0.0	33	1	15	77.1

		RUSHING					SCORING						
Year	Club	Att.	Yds.	Avg.	LG	TD	TD	TDp	TDrt	2pt	Pts.		
1989	Pittsburgh	3	5	1.6	3	0	0	0	0	0	0	0	
1997	Denver	0	0	0.0	0	0	0	0	0	0	0	0	
CAREER TOTAL		3	5	1.6	3	0	0	0	0	0	0	0	

BRISTER'S SINGLE-GAME HIGHS

(Postseason in parenthesis)

Most pass attempts — 48 vs. Buffalo, 12/12/93 (33 at Houston, 12/31/89). **Most pass completions** — 28 vs. Buffalo, 12/12/93 (19 at Denver, 1/7/90). **Most yards passing** — 353 at Denver, 10/14/90 (229 at Denver, 1/7/90). **Most touchdown passes** — 4 three times, most recently vs. Rams, 12/23/90 (1 at Denver, 1/7/90). **Most interceptions** — 3 four times, most recently vs. Miami, 9/30/90 (none). **Longest pass completion** — 90 to Dwight Stone at Denver, 10/14/90 (33 in 1989).

DID YOU KNOW?

The Broncos scored a franchise-high 50 points in a 50-34 victory over the San Diego Chargers on Oct. 6, 1963. However, in 38 seasons of football — 598 regular and postseason games — the Broncos have never posted the following scores: 4, 5, 8, 47 and 49.



KEITH BURNS LINEBACKER

6-2 • 245 • 5TH YR. • OKLAHOMA STATE

BORN: May 16, 1972 in Greelyville, S.C.
HIGH SCHOOL: T.C. Williams High School, Alexandria, Va.
RESIDES: Aurora, Colo.
ACQUIRED: Draft #7a (210th overall), 1994
PRO YEAR: 5th • YEAR WITH BRONCOS: 5th
NFL GAMES PLAYED/STARTED: 59/1

56

Keith Burns has become one of the key components of the Denver Broncos special teams over the past four seasons and each year becomes a more integral part of the defensive system. Burns, one of the most liked players in the locker room, is also a major part of Denver's goal-line defense. He has played in 59 regular season games (one start), compiling 48 tackles (32 solo), one forced fumble and 1.5 sacks, to go along with 42 special teams tackles according to unofficial special teams statistics. He led the team in that category in 1996 (16) after tying for the team lead in 1995 (16). Burns' postseason resum  includes five games played. Burns was drafted by the Broncos in the seventh round in 1994 (210th overall).

1997: Burns played in all 16 games and contributed on defense and special teams. He recorded three tackles on defense (2 solo), added 10 more on special teams and returned three kickoffs for 37 yards (12.3). He returned one kickoff for eight yards at Seattle (9/7) and also had one assisted tackle at Atlanta (9/28) and two solo tackles at San Diego (11/30). **Postseason:** Burns saw action at linebacker and on special teams in all four postseason games, posting two special teams tackles and returning one kickoff for 16 yards in the Super Bowl. In Super Bowl XXXII vs. Green Bay Burns saw action at linebacker and also contributed one tackle and a 16-yard kickoff return on special teams. He also had a special teams stop in the AFC Championship Game at Pittsburgh on Jan. 11.

1996: Burns played in all 16 regular season games, primarily on special teams, but also as a backup at middle linebacker, making five tackles (two solo). He also made 16 special teams tackles, according to unofficial press box statistics, to tie for the team lead. Against Seattle (12/1) Burns was in on 11 defensive plays and made two tackles (1 solo), while also contributing one tackle on special teams. He was also involved in the goal-line stand that helped clinch the Broncos' 17-12 victory over Chicago (11/10). In Denver's AFC Divisional Playoff Game vs. Jacksonville (1/4/97) Burns made one special teams tackle and returned one kickoff for 14 yards. He had offseason surgery on his right shoulder Jan. 15, 1997. **1995:** Burns saw action in all 16 games in his second year, playing both at linebacker and on special teams. He made 22 tackles (14 solo) — including 1.5 sacks — and forced a fumble on defense, in addition to leading the team with 16 special teams tackles. He also had two fumble recoveries on special teams. Burns recorded his first career sack against Washington (9/17), dropping Redskins quarterback Gus Frerotte for an eight-yard loss in the fourth quarter. His season high in tackles came at Seattle (10/1) when he recorded six (5 solo) and added one on special teams. Against Oakland (10/16), Burns saw his most extensive action of the season after Dave Wyman was ejected in the first quarter following a personal foul. He responded with four tackles (3 solo) and a forced fumble as the Broncos went on to shut out the Raiders 27-0. Burns recovered fumbles on special teams in back-to-back games, versus San Diego (11/19) and at Houston (11/26). **1994:** Burns played in 11 of the Broncos' 16 games during his rookie season, including one start on opening day against San Diego (9/4). He immediately made his presence felt by recording nine tackles (8 solo), second-best on the team, in his first NFL game in place of the injured Dave Wyman. His next-best numbers came two weeks later against the Raiders (9/18) when he notched five stops (4 solo). Burns saw time primarily on special teams throughout the rest of his rookie season, finishing the year with 18 tackles (14 solo).

COLLEGE: Burns recorded 233 tackles (182 solo), six sacks, one interception, five fumble recoveries and three forced fumbles during his two years at Oklahoma State. He earned second-team All-America and first-team All-Big Eight honors from Football News, as well as Playboy All-America honors as a senior in 1993. He played both at strongside outside linebacker and middle linebacker during the season, leading the Cowboys with 107 tackles (80 solo) and adding one sack, three fumble recoveries and three pass deflections. Burns, who also earned first-team All-Big Eight kudos and Big Eight Defensive Newcomer of the Year honors as a junior transfer in 1992, closed out his collegiate career with an appearance in the East-West Shrine Game. He

played his first two collegiate seasons at Navarro (Texas) Junior College where he earned first-team JC All-America honors in 1991, recording 192 tackles (102 solo), six sacks, three interceptions, six pass deflections, four forced fumbles and three fumble recoveries.

PERSONAL: Keith and his wife, Michelle, have two daughters, Danielle and Rachel. A native of Greelyville, S.C., Burns earned three letters in football, two in basketball and one in baseball at T.C. Williams High School in Alexandria, Va., where he was also a two-time all-district selection in basketball. He has his associate of arts degree from Navarro Junior College and was a sociology major at Oklahoma State. Keith enjoys bowling in his spare time. Keith Bernard Burns was born May 16, 1972 in Greelyville, S.C.

BURNS' REGULAR SEASON RECORD

Year	Club	G	S	UT	A	TT	S-Yds.	I-Yds.	PD	FR	FF	TD-Int.	TD-FR	S	Pts.
1994	Denver	11	1	14	4	18	0-0	0-0	0	0	0	0	0	0	0
1995	Denver	16	0	14	8	22	1.5-9	0-0	0	0	1	0	0	0	0
1996	Denver	16	0	2	3	5	0-0	0-0	0	0	0	0	0	0	0
1997	Denver	16	0	2	1	3	0-0	0-0	0	0	0	0	0	0	0
CAREER TOTAL		59	1	32	16	48	1.5-9	0-0	0	0	1	0	0	0	0

ADDITIONAL STATISTICS: Returned three kickoffs for 37 yards (12.3) with a long of 18, 1997. Returned one kickoff for five yards, 1995. Total: 4-42 (10.5), with a long of 18. Special teams tackles — 1994 (18), 1995 (16), 1996 (16), 1997 (10), TOTAL (60).

BURNS' POSTSEASON RECORD

Year	Club	G	S	UT	A	TT	S-Yds.	I-Yds.	PD	FR	FF	TD-Int.	TD-FR	S	Pts.
1996	Denver	1	0	0	0	0	0-0	0-0	0	0	0	0	0	0	0
1997	Denver	4	0	0	0	0	0-0	0-0	0	0	0	0	0	0	0
CAREER TOTAL		5	0	0	0	0	0-0	0-0	0	0	0	0	0	0	0

ADDITIONAL STATISTICS: Returned one kickoff for 14 yards and made one special teams tackle, 1996; Returned one kickoff for 16 yards and made two special teams tackles, 1997. Total — Kickoff Returns: 2-30 (15.0); Special Teams Tackles: 3.



GLENN CADREZ LINEBACKER

6-3 • 249 • 7TH YR. • HOUSTON

BORN: January 2, 1970 in El Centro, Calif.
HIGH SCHOOL: Central Union High School, El Centro, Calif.
RESIDES: El Centro, Calif.
ACQUIRED: Free Agent, 1995
PRO YEAR: 7th • YEAR WITH BRONCOS: 4th
NFL GAMES PLAYED/STARTED: 91/7

59

Glenn Cadrez continued to play a significant role in the Denver Broncos defensive success in 1997 and could play an even more significant role in 1998 as he battles for a starting position alongside Bill Romanowski and John Mobley. Cadrez, who has now played in 91 career games (seven starts), has recorded 75 tackles (42 solo) and two sacks in his career. He came to the Broncos Sept. 27, 1995 after playing in the season-opener for the Jets. He had played under Broncos defensive coordinator Greg Robinson during his three-year stay in New York.

1997: Cadrez contributed at linebacker in all 16 games, making eight tackles (7 solo), and on special teams where he added six more and a forced fumble. His forced fumble came on the opening kickoff of the second half vs. Seattle (11/2), and was scooped up and returned six yards for a touchdown by Darrius Johnson. At Atlanta (9/28) he recorded one assisted tackle and one special teams stop in Denver's 29-21 victory. He also had two solo stops and a special teams tackle at Oakland (10/19) and followed that up with two solo tackles the next week at Buffalo. In the season-finale vs. San Diego (12/21) he made one solo tackle, and played on special teams.

Postseason: Cadrez saw action at linebacker in all four postseason games, making three tackles (2 solo), and also contributed on special teams. He had one assisted tackle at Pittsburgh and served as the "spy" on Steelers quarterback Kordell Stewart for most of the day, as Stewart only ran for 11 yards on two carries after his 33-yard touchdown in the first quarter. In Denver's 42-17 AFC Wild Card Playoff win over Jacksonville (12/21/97) Cadrez made two solo tackles and participated on special teams.

1996: Cadrez saw action in all 16 regular season games, both as a linebacker and on special teams. He made 15 tackles (7 solo), including half a sack, on defense and six tackles on special teams. His most extensive action of the season came vs. San Diego (10/6) when he replaced an

injured John Mobley and played nearly half the game at weakside linebacker. He also replaced Mobley for a significant portion of the game at Oakland (11/4) on Monday Night Football, making two tackles (one solo). He participated on special teams in Denver's lone postseason contest. **1995:** Cadrez, who had played in the season opener as a member of the New York Jets before being released Sept. 19, made his first Broncos' — and professional — start at left linebacker at New England (10/8) as a replacement for the injured Elijah Alexander. He took over that role full-time when Alexander was placed on injured reserve (11/22). Cadrez finished the season with 44 tackles (22 solo), two sacks and one fumble recovery on defense, and contributed two more tackles on special teams. Cadrez made his first appearance as a Bronco at Seattle (10/1), and started the following week at New England (10/8). He tore cartilage in his right knee during the latter contest, and underwent arthroscopic surgery Tuesday, Oct. 10. He was expected to miss two weeks, but did not return to action until Nov. 5 when the Broncos faced the Cardinals. Cadrez registered the first two sacks of his career on consecutive plays — third and fourth down — to thwart a late Jacksonville rally Dec. 3 in the Broncos' 31-23 win. He also made a key play in the fourth quarter of the Broncos' come-from-behind victory at Oakland in the season finale (12/24), recovering a fumble at Denver's 28-yard line with 3:52 remaining in the game and the score tied at 28-28. The recovery stalled the Raiders' potential game-winning drive, and set up the Broncos' own game-winning drive that culminated with a Jason Elam 37-yard field goal. **1994:** As a member of the New York Jets, Cadrez played in all 16 games, primarily on special teams, recording 11 special teams stops. **1993:** Cadrez played in all 16 games, recording 11 special teams tackles and six tackles as a backup linebacker. **1992:** As a rookie, Cadrez played in all 16 games, registering eight special teams tackles on the season. He was a sixth-round pick (154th overall) by the Jets in 1992.

COLLEGE: Cadrez played collegiately at the University of Houston from 1990-91, where he was a teammate of Bronco linebacker Allen Aldridge. He earned All-Southwest Conference honors as a senior in 1991 when he led the Cougars with 12 sacks as a defensive end. For the season he recorded 63 tackles, one forced fumble and 14 tackles for loss. Cadrez transferred to Houston from Chaffey Junior College, where he led the team in tackles and sacks both seasons he was there.

PERSONAL: Cadrez is a native of El Centro, Calif., where he attended Central Union High School and was an all-league selection in football. He and his wife, Betsy, and their two daughters, make their home in El Centro. Glenn was born January 2, 1970.

CADREZ'S REGULAR SEASON RECORD

Year	Club	G	S	UT	A	TT	S-Yds.	I-Yds.	PD	FF	FR	TD-Int.	TD-FR	S	Pts.
1992	NY Jets	16	0	1	0	1	0-0	0-0	0	0	0	0	0	0	0
1993	NY Jets	16	0	5	1	6	0-0	0-0	0	0	0	0	0	0	0
1994	NY Jets	16	0	0	1	1	0-0	0-0	0	0	0	0	0	0	0
1995	NYJ/Denver	11	7	22	22	44	2-3	0-0	0	0	1	0	0	0	0
1996	Denver	16	0	7	8	15	0-0	0-0	0	0	0	0	0	0	0
1997	Denver	16	0	7	1	8	0-0	0-0	0	0	0	0	0	0	0
CAREER TOTAL		91	7	42	33	75	2-3	0-0	0	0	1	0	0	0	0

ADDITIONAL STATISTICS: Special teams tackles — 1992 (8), 1993 (11), 1994 (11), 1995 (3), 1996 (6), 1997 (6), TOTAL (45).

CADREZ'S POSTSEASON RECORD

Year	Club	G	S	UT	A	TT	S-Yds.	I-Yds.	PD	FF	FR	TD-Int.	TD-FR	S	Pts.
1996	Denver	1	0	0	0	0	0-0	0-0	0	0	0	0	0	0	0
1997	Denver	4	0	2	1	3	0-0	0-0	0	0	0	0	0	0	0
CAREER TOTAL		5	0	2	1	3	0-0	0-0	0	0	0	0	0	0	0

DID YOU KNOW?

The Broncos are one of only five current NFL teams to have never picked first in the NFL or AFL Draft. The other four teams are the San Diego Chargers, Seattle Seahawks, and fourth-year franchises the Carolina Panthers and Jacksonville Jaguars.



DWAYNE CARSWELL TIGHT END

6-3 • 260 • 5TH YR. • LIBERTY

BORN: January 18, 1972 in Jacksonville, Fla.
HIGH SCHOOL: University Christian High School, Jacksonville, Fla.
RESIDES: Englewood, Colo.
ACQUIRED: Rookie Free Agent, 1994
PRO YEAR: 5th • **YEAR WITH BRONCOS:** 5th
NFL GAMES PLAYED/STARTED: 45/6

89

Dwayne Carswell continues to be one of the most valuable backups on the Broncos' roster, spelling All-Pro tight end Shannon Sharpe as well as providing outstanding special teams play throughout his four-year career. For that he was rewarded with a new contract this offseason with plans to be an even more integral part of the offense in 1998. Carswell has played in 45 career regular season and five postseason games with Denver after joining the team as a rookie free agent in 1994.

1997: Carswell contributed in a reserve role at tight end and on special teams in all 16 games, and made two starts as Denver opened the game in a two-tight end set at Buffalo (10/26) and Kansas City (11/16). For the year he recorded 12 receptions for 96 yards (8.0), and scored his first career touchdown on a career-best 24-yard reception from John Elway vs. St. Louis (9/14). In that game Carswell tied his career high for receptions (4), and set a new career high for receiving yards (47). He also injured tissue on the top of his left foot during the St. Louis game and was held out of practice the following week, but did not miss a game. Carswell made 12 special teams tackles on the season, and recovered a fumble on a kickoff at Buffalo (10/26). He was named the Broncos' special teams captain at midseason, joining offensive captains John Elway and Terrell Davis and defensive captains Steve Atwater and Bill Romanowski. **Postseason:** Carswell saw action at tight end in all four postseason games and caught two passes for 30 yards (15.0) with a long of 26, while also contributing one tackle on special teams. In Denver's 31-24 victory in Super Bowl XXXII vs. Green Bay (1/25/98) Carswell caught one pass for four yards, and also contributed on special teams. His other postseason grab, a 26-yarder, came in Denver's 14-10 AFC Divisional Playoff win at Kansas City (1/4/98).

1996: Carswell saw action in all 16 regular season games and started one at tight end in place of Shannon Sharpe (at San Diego, 12/22). Most of his action during the regular season came on special teams and as the second tight end on offense. For the season he caught 15 passes for 85 yards, and made five special teams tackles according to unofficial press box statistics. He caught a career-high four passes (16 yards) vs. Oakland (12/15) in the Broncos' 24-19 victory, and later started at tight end in place of Shannon Sharpe (ankle) at San Diego (12/22) in Denver's regular season finale and caught three passes for 24 yards. Carswell started as the second tight end for Denver against the Chargers on Oct. 6, as the Broncos opened the game in a two-tight end set. He caught a three-yard pass and made one special teams tackle. He also saw plenty of action at tight end in Denver's regular season opener against the Jets, as Shannon Sharpe was nursing a slightly sprained ankle. In Denver's AFC Divisional Playoff vs. Jacksonville, Carswell saw action as the backup tight end, catching two passes for 18 yards with a long of 10, and also contributed on special teams in his first career postseason game. **1995:** Carswell was declared inactive for seven of the Broncos' first 13 games, before making his first career start against Seattle Dec. 10. He replaced the injured Shannon Sharpe (eye) and Jerry Evans (knee) in the starting lineup, and did so again the following week at Kansas City (12/17) when he caught two passes for 32 yards, including a career-best 23-yarder. He sprained his ankle on the second play of the game, but played through it. For the year, Carswell caught three passes for 37 yards and made two special teams tackles. His first action of the season came at Seattle (10/1) when he played on special teams, and he made his first appearance on offense versus Arizona (11/5). Carswell's first career start came Dec. 10 against Seattle when he caught his first career pass, a five-yarder from John Elway in the second quarter. He was inactive for the first four games of the season. **1994:** Carswell spent the first 11 weeks of the season on the practice squad before being moved to the active roster during the week of the Cincinnati game (11/27). He played on special teams during that game, and then saw his first duty at tight end the following week at Kansas City (12/4). Carswell again saw action in the following two games, recovering a fumble against the Raiders (12/11), but was inactive in the season finale against New Orleans (12/24).

COLLEGE: Carswell finished his career at Liberty with 65 receptions for 511 yards and two touchdowns, and posted senior-year totals of 32 receptions for 259 yards in 1993. He also played in the

Flames' offensive backfield for two seasons, finishing 1991 with 435 yards rushing and five touchdowns. Carswell was coached at Liberty by former Cleveland Browns' head coach Sam Rutigliano.

PERSONAL: Carswell, a native of Jacksonville, Fla., earned all-state honors as a junior and senior at Temple and University Christian High Schools. He was named second-team all-state as a sophomore at Temple, and also earned all-conference, all-district and all-county honors during his high school career as a safety, running back and wide receiver. He and his wife Tamara make their home in Englewood, Colo., with their daughter, Ashley, and son, Aaron.

CARSWELL'S REGULAR SEASON RECORD

Year	Club	RECEIVING					SCORING					2pt.	Pts.
		G	S	No.	Yds.	Avg.	LG	TD	TD	TDp	TDrt		
1994	Denver	4	0	0	0	0.0	0	0	0	0	0	0	0
1995	Denver	9	2	3	37	12.3	23	0	0	0	0	0	0
1996	Denver	16	2	15	85	5.7	11	0	0	0	0	0	0
1997	Denver	16	2	12	96	8.0	24t	1	1	0	1	0	6
CAREER TOTAL		45	6	30	218	7.3	24t	1	1	0	1	0	6

ADDITIONAL STATISTICS: Recovered one fumble, 1994. Special teams tackles — 1994 (-), 1995 (2), 1996 (5), 1997 (12), TOTAL (19).

CARSWELL'S POSTSEASON RECORD

Year	Club	RECEIVING					SCORING					2pt.	Pts.
		G	S	No.	Yds.	Avg.	LG	TD	TD	TDp	TDrt		
1996	Denver	1	0	2	18	9.0	10	0	0	0	0	0	0
1997	Denver	4	0	2	30	15.0	26	0	0	0	0	0	0
CAREER TOTAL		5	0	4	48	12.0	26	0	0	0	0	0	0

ADDITIONAL STATISTICS: Special teams tackles — 1997 (1).

CARSWELL'S SINGLE-GAME HIGHS

(Postseason in parenthesis)

Most receptions — 4 vs. St. Louis, 9/14/97 and vs. Oakland, 12/15/96 (2 vs. Jacksonville, 1/4/97). **Most receiving yards** — 32 at Kansas City, 12/17/95 (26 at Kansas City, 1/4/98). **Most TD Receptions** — 1 vs. St. Louis, 9/14/97. **Longest Reception** — 24 yds. (TD) vs. St. Louis, 9/14/97 (26 yds. at Kansas City, 1/4/98).



BYRON CHAMBERLAIN TIGHT END

6-1 • 242 • 4TH YR. • WAYNE STATE

BORN: October 17, 1971 in Honolulu, Hawaii
HIGH SCHOOL: Eastern Hills High School, Ft. Worth, Texas
RESIDES: Englewood, Colo.
ACQUIRED: Draft #7b (222nd overall), 1995
PRO YEAR: 4th • **YEAR WITH BRONCOS:** 4th
NFL GAMES PLAYED/STARTED: 26/0

86

Byron Chamberlain continued to show improvement in his game during the 1997 season, though with the likes of All-Pro Shannon Sharpe at his position, he did not receive a great deal of playing time. Chamberlain is expected again to play a vital role in the Broncos' offense in 1998 as he continues to show great potential for the future. He was originally drafted by the Broncos in the seventh round (222nd overall) of the 1995 Draft out of Wayne State, and is in his fourth year with the club. He spent the 1996 World League season with the Rhein Fire, and led the league with 58 receptions for 685 yards (11.8) and a league-leading eight touchdowns.

1997: Chamberlain saw action in 10 of the 16 games as a reserve tight end and special teams performer, and caught two passes for 18 yards (9.0), with a long of 9, both coming against St. Louis on Sept. 14 in a 35-14 Broncos victory. He also returned one kickoff for 13 yards (at Kansas City, 11/16). Chamberlain was inactive at Atlanta (9/28), vs. New England (10/6), vs. Seattle (11/2), at San Francisco (12/15) and vs. San Diego (12/21), and was active but did not play at Pittsburgh (12/7). He returned a kickoff for 13 yards at Kansas City (11/16/97). His fumble at the end of the return was recovered by teammate Vaughn Hebron. **Postseason:** Chamberlain appeared in three of the four postseason games at tight end and on special teams (exception was Super Bowl XXXII).

1996: Chamberlain saw action in 11 regular season games on special teams and at tight end, and caught 12 passes for 129 yards (10.8). He also returned three kickoffs for 49 (16.3) yards and made one special teams tackle. Chamberlain was inactive for the first three games while recov-

ering from a ruptured tendon in his left ring finger. He returned to practice Sept. 18 after missing six weeks, then saw his first game action of the season at Kansas City (9/22). On Oct. 6 vs. San Diego, Chamberlain established a new career high with two receptions for 18 yards, including his first of the year — a 12-yarder on which he put a nice spin move on two San Diego defenders to gain several extra yards. His longest career reception was a 17-yarder vs. Seattle (12/1). Chamberlain set career highs in both receptions (5) and receiving yards (61) vs. Oakland (12/15). On Dec. 22 at San Diego, Chamberlain saw action at tight end, making three catches for 22 yards. In the AFC Divisional Playoffs vs. Jacksonville (1/4/97), he saw action on offense and also contributed on special teams, returning one kickoff for 15 yards. **1995:** Chamberlain was signed to the active roster Nov. 24 after spending the first 11 games of the season on the practice squad. His first professional game came at Houston (11/26). Chamberlain was elevated to the second-string tight end position for the final three games of the season while Shannon Sharpe was out with an eye injury and Jerry Evans was placed on injured reserve with a knee injury. For the season, Chamberlain caught one pass for 11 yards (at Oak., 12/24) and had two special teams tackles. The reception, from John Elway, came during Denver's game-tying drive in the fourth quarter, as the Broncos went on to win 31-28.

COLLEGE: Chamberlain set a school record for receptions at Wayne State with 161, and ranks third on the all-time list for receiving yards with 1,941. He began his college career at Missouri, where he was an All-Big Eight Conference honorable mention selection in 1991. Chamberlain started all 10 games as a senior at Wayne State in 1994, registering a school-record 83 catches for 926 yards (11.2 avg.), and seven touchdowns. He also rushed seven times for 100 yards (14.3) and one touchdown. Chamberlain was a Division II first-team All-America choice by The Poor Man's Guide to the NFL Draft. Chamberlain did not play collegiate football in 1992, following his transfer from Missouri where he had spent three seasons. He played in every game as a freshman in 1989, catching three balls for 92 yards (30.7) and one touchdown, before redshirting in 1990 and then returning for his sophomore season in 1991 when he earned All-Big Eight honorable mention. Chamberlain was a parks and recreation major at Wayne State.

PERSONAL: Chamberlain was a third-team all-state selection as a wide receiver at Eastern Hills (Fort Worth, Texas) High School. He was also an all-district and All-Tarrant County first-team choice. He caught 34 passes for 645 yards (19.0 avg.) and seven touchdowns, adding 216 yards rushing with a pair of scores on 13 carries as a senior. He had 70 receptions for 1,390 yards (19.9) and 15 touchdowns during his career. Byron also lettered twice in track and three times in baseball. His sister Dhana, was the district champ in the triple jump at Eastern Hills in 1987. Chamberlain was born Oct. 17, 1971 in Honolulu, Hawaii. He and his wife, Robyn, make their home in Englewood, Colo.

CHAMBERLAIN'S REGULAR SEASON RECORD

Year	Club	RECEIVING					SCORING					2pt.	Pts.
		G	S	No.	Yds.	Avg.	LG	TD	TD	TDp	TDrt		
1995	Denver	5	0	1	11	11.0	11	0	0	0	0	0	0
1996	Denver	11	0	12	129	10.8	17	0	0	0	0	0	0
1997	Denver	10	0	2	18	9.0	9	0	0	0	0	0	0
CAREER TOTAL		26	0	15	158	10.5	17	0	0	0	0	0	0

ADDITIONAL STATISTICS: Returned three kickoffs for 49 yards with a long of 21 yards in 1996; returned one kickoff for 13 yards (13.0), 1997; Total: 4 ret., 62 yds., 15.5 avg., long of 21. Special teams tackles — 1995 (2), 1996 (1), 1997 (0), TOTAL (3).

CHAMBERLAIN'S POSTSEASON RECORD

Year	Club	RECEIVING					SCORING					2pt.	Pts.
		G	S	No.	Yds.	Avg.	LG	TD	TD	TDp	TDrt		
1996	Denver	1	0	0	0	0.0	0	0	0	0	0	0	0
1997	Denver	3	0	0	0	0.0	0	0	0	0	0	0	0
CAREER TOTAL		4	0	0	0	0.0	0	0	0	0	0	0	0

ADDITIONAL STATISTICS: Returned one kickoff for 15 yards, 1996.

CHAMBERLAIN'S SINGLE-GAME HIGHS

(Postseason in parenthesis)

Most receptions — 5 vs. Oakland, 12/15/96. **Most receiving yards** — 61 vs. Oakland, 12/15/96. **Longest Reception** — 17 vs. Seattle, 12/1/96. **Longest Kickoff Return** — 21 at Green Bay, 12/8/96 (15 vs. Jacksonville, 1/4/97).



RYAN CHRISTOPHERSON FULLBACK

5-II • 246 • 3RD YR. • WYOMING

BORN: July 26, 1972 in Sioux Falls, S.D.
HIGH SCHOOL: Cactus High School, Glendale, Ariz.
RESIDES: Parker, Colo.
ACQUIRED: Free Agent, 1998
PRO YEAR: 3rd • **YEAR WITH BRONCOS:** 1st
NFL GAMES PLAYED/STARTED: 19/0

36

Ryan Christopherson returns to the Rocky Mountain Region with the Broncos in 1998 after spending his first two NFL seasons with Jacksonville and Arizona. A collegiate star at the University of Wyoming, Christopherson has played in 19 career games and carried the ball 16 times for 16 yards with a long of 11 and one touchdown, and caught one pass for -1 yard, all with Jacksonville in his rookie season of 1995. He was drafted by the Jaguars in the fifth round (No. 169 overall), the 12th running back selected overall in '95.

1997: Christopherson went through training camp with the Cardinals before being waived Aug. 19. **1996:** Christopherson played in two games with Jacksonville before being waived Sept. 24 and signing with Arizona six days later. He played in seven games for the Cardinals, primarily on special teams, and made four tackles. **1995:** Christopherson was drafted by Jacksonville in 1995 (Rd. 5/No. 169) and played in 11 games for the Jaguars season, rushing 16 times for 16 yards (1.0) with a long of 11 yards and a touchdown, while catching one pass for -1 yard. He earned the distinction of becoming the first player in Jaguars franchise history to score a rushing touchdown with his one-yard plunge in a 17-16 win over Houston (Oct. 1), the franchise's first ever regular season victory. He converted four of his eight third-down opportunities on the season, and also tied for third on the team with 11 special teams tackles. He was the team's leading scorer in the preseason with 18 points. Christopherson was selected along with WR Curtis Marsh on choices obtained from Philadelphia in exchange for the Jaguars' sixth (208th overall) and two seventh-round (210 and 248 overall) selections. He was the 12th running back drafted in 1995.

COLLEGE: Christopherson was a two-time academic All-America selection at Wyoming where he set school records for rushing attempts (585) and yards (2,906 yards), and established single-season records with 303 carries for 1,455 yards and 10 touchdowns as a senior. He also caught 10 passes for 105 yards and posted eight 100-yard rushing games. Christopherson owns a degree in business administration, completing his course work at the University of North Florida.

PERSONAL: Christopherson was an All-Arizona prep star at Cactus High School in Glendale, where he rushed for 1,622 yards and 20 touchdowns as a senior. He also earned All-Arizona recognition in basketball and baseball. Ryan and his wife, Rebecca, reside in Parker, Colo. Ryan Ray Christopherson was born July 26, 1972 in Sioux Falls, S.D.

CHRISTOPHERSON'S REGULAR SEASON RECORD

Year	Club	G	S	RUSHING				RECEIVING				SCORING			
				No.	Yds.	Avg.	LG	TD	No.	Yds.	Avg.	LG	TD	TD	Pts.
1995	Jacksonville	11	0	16	16	1.0	11	1	1	-1	-1.0	-1	0	1	6
1996	Jax. (2)	8	0	0	0	0.0	-	0	0	0	0.0	0	0	0	0
	Arizona (6)														
1997															
				OUT OF FOOTBALL											
CAREER TOTAL		19	0	16	16	1.0	11	0	1	-1	-1.0	-1	0	1	6

ADDITIONAL STATISTICS: Special Teams Tackles — 1995 (11), 1996 (4), TOTAL (15).



GEORGE COGHILL SAFETY

6-0 • 211 • 2ND YR. • WAKE FOREST

BORN: March 30, 1970 in Fredericksburg, Va.
HIGH SCHOOL: James Monroe High School, Fredericksburg, Va.
RESIDES: Englewood, Colo.
ACQUIRED: Free Agent, 1997
PRO YEAR: 2nd • **YEAR WITH BRONCOS:** 1st
NFL GAMES PLAYED/STARTED: 0/0

48

George Coghill joined the Broncos as a free agent July 16, 1997 and showed steady improvement in his game during a season on the practice squad. He seeks in 1998 to take another step toward solidifying an NFL roster spot. Coghill has NFL experience with the New Orleans Saints in 1993 (injured reserve), and now has hopes

of providing depth at the safety position behind Pro Bowlers Steve Atwater and Tyrone Braxton. He finished his third season of play in the World League with the Scottish Claymores in the spring of 1997. Coghill entered the league in 1993 as a rookie free agent with New Orleans.

1997: Coghill played in the World League with the Scottish Claymores before signing with the Broncos just prior to the start of training camp (7/16). He spent the entire season on the Broncos' practice squad, earning his first Super Bowl ring. Coghill was waived Aug. 24, 1997, but was re-signed to the practice squad Aug. 25.

1996: Coghill played in the World League with the Scottish Claymores. **1995:** Coghill played in the World League with the Scottish Claymores. **1994:** Coghill was in training camp with New Orleans but did not make the final roster. **1993:** Coghill was acquired by the New Orleans Saints as a rookie free agent. He sustained a knee injury in the preseason opener, vs. Philadelphia in Tokyo (7/31), and was placed on injured reserve Aug. 12.

COLLEGE: Coghill was a four-year starter at Wake Forest, where he also played for the school's baseball and track teams.

PERSONAL: A native of Fredericksburg, Va., Coghill attended James Monroe High School. He was born March 30, 1970 in Fredericksburg, Va. He makes his home in Englewood, Colo.

COGHILL'S REGULAR SEASON RECORD

Year	Club	G	S	UT	A	TT	S-Yds.	I-Yds.	PD	FR	FF	TD-Int	TD-FR	S	Pts.
1993	New Orleans														
1994															
1995															
1996															
1997	Denver														

RAY CROCKETT CORNERBACK

5-10 • 184 • 10TH YR. • BAYLOR

BORN: January 5, 1967 in Dallas, Texas
HIGH SCHOOL: Duncanville High School, Duncanville, Texas
RESIDES: Southlake, Texas
ACQUIRED: Unrestricted Free Agent (Detroit), 1994
PRO YEAR: 10th • **YEAR WITH BRONCOS:** 5th
NFL GAMES PLAYED/STARTED: 140/114

39

Ray Crockett enjoyed the best season of his nine-year career in 1997, leading the Broncos in interceptions (4) and pass breakups (21), as he led a secondary that jelled towards the end of the season and helped lead Denver to its first ever world championship. For his efforts, Crockett was rewarded with a five-year, \$15 million contract this offseason, putting him among the highest paid defensive backs in the NFL. Now in his fifth year in Denver and 10th year in the NFL, Crockett has played in 140 games and started 114, in addition to seven postseason games (all starts). Signed by the Broncos as an unrestricted free agent in 1994, he was originally drafted by the Detroit Lions in the fourth round of the 1989 NFL Draft, 86th overall.

1997: Crockett started all 16 games at left cornerback and put in one of his finest years, in his ninth pro season, tying for fourth on the team with 83 tackles (69 solo), as well as tying for the team lead with four interceptions (tied for eighth in AFC), a forced fumble and a team-best 21 pass breakups. Crockett's four interceptions tied for eighth-most in the AFC and represented his highest single-season total since 1992 (4). His most notable pass breakup of the season thwarted a potential 33-yard scoring play by Kansas City in the season-opener (8/31). He also totaled five tackles on the day. Crockett plucked two interceptions in a game for the first time in his career with a pair of thefts vs. Carolina (11/9), which came on back-to-back series in the third quarter. He added four stops (three solo) against the Panthers in a 34-0 shutout, Denver's first shutout since 1995. His first interception of the season came vs. St. Louis (9/14) when he picked off a Tony Banks pass in the fourth quarter, adding to five pass breakups he registered in the contest. His second interception came at Buffalo (10/26), deep in Broncos territory in the fourth quarter to complement his six stops against the Bills. Crockett's forced fumble early in the second quarter vs. the Raiders (11/24) was recovered by Tyrone Braxton and returned 8 yards to set up the Broncos' first touchdown. Crockett was also among Denver's leaders in tackles during the season, racking up at least four tackles in all but two games (two stops vs. New England, 10/6, and two stops vs. San Diego, 12/21). He had a season-high nine stops (seven solo) vs. Seattle on Nov. 2 and matched

those numbers at Pittsburgh on Dec. 7. He also had seven stops (four solo) at Seattle (9/7) and at San Diego (six solo, 11/30). He closed out the regular season with a two-tackle (both solo), three pass breakup effort against the Chargers (12/21). **Postseason:** Crockett started at left cornerback in all four postseason games and elevated his performance to match the occasion, making 19 solo tackles (third on the team), including a sack (-1), with an interception and three passes defended. He also recovered a fumble on special teams (at Pittsburgh, 1/11). After starting the postseason slowly with only one tackle against Jacksonville in an AFC Wild Card Game (12/27), Crockett had a four-tackle effort at Kansas City on Jan. 4 in Denver's 14-10 AFC Divisional Playoff win. Crockett was given the responsibility of covering Andre Rison, the Chiefs best receiver, for most of the day, a task he would have to take the following week in Pittsburgh against Yancey Thigpen in the AFC Championship Game. He proved he was up to the task, holding Thigpen to six receptions for the game and no touchdowns (Thigpen scored three on Denver in December). He also added a sack of Kordell Stewart, two passes defended and a team-leading eight tackles (all solo). In Super Bowl XXXII vs. Green Bay (1/25/98) he tied for second on the team with six solo tackles and a pass defended, as the Broncos defense forced three-time MVP Brett Favre into two critical turnovers during the game to lead to Denver's 31-24 victory.

1996: Crockett started 15 games at left cornerback, missing only the regular season finale (at S.D., 12/22) with a knee injury. He was solid all season and came up with numerous big plays in the Denver secondary, while putting up outstanding numbers with 68 tackles (56 solo), a career-best four sacks (-29), three forced fumbles, 15 passes defended and two interceptions (34 yards). He also added five special teams tackles. At Seattle (9/8) Crockett made five tackles (3 solo), including a sack of Rick Mirer for a seven-yard loss. He forced a fumble on the play, recovered by Bill Romanowski. It was Crockett's second straight game with a sack, following his eight-yarder against the Jets in Week One. At Kansas City (9/22) Crockett made seven tackles (6 solo), including a sack of Steve Bono for a four-yard loss. The following week at Cincinnati (9/29), he made two solo tackles while breaking up two passes. His second was perhaps the most important defensive play of the day, as he reached with his left hand to tip away a 60-yard bomb from Jeff Blake, intended for Damay Scott, at the Broncos' 10-yard line with just under two minutes remaining and the Broncos leading 14-10. He capped a brilliant three-week performance against San Diego (10/6) by registering six solo tackles and forcing two fumbles in Denver's 28-17 come-from-behind victory. Crockett had another big day vs. Kansas City (10/27), making four tackles (2 solo), knocking down three passes and plucking his first interception of the season. He had tipped an earlier ball that was intercepted in the end zone by Tyrone Braxton, then ended a Kansas City scoring threat in the fourth quarter with his own end zone interception. At Oakland (11/4) Crockett made three tackles (2 solo), including his fourth sack of the season (-10) to establish a new career high in Denver's thrilling 22-21 Monday Night victory. He also added two special teams stops on the evening. His second interception of the year came vs. Oakland (12/15) and ended the Raiders' final threat, preserving Denver's 24-19 win. He suffered a knee injury at the end of the 34-yard return, but an MRI the following day proved negative. He was declared inactive for the San Diego game (12/22) because of the injury. In Denver's AFC Divisional Playoff vs. Jacksonville (1/4/97), Crockett made two solo tackles with one pass defended. **1995:** Crockett started all 16 games at left cornerback and made 76 tackles (61 solo), with 16 passes defended and three sacks. He also made two special teams tackles. Crockett recorded sacks in consecutive games vs. Arizona (11/5) and at Philadelphia (11/12), to account for two of his three on the year. He sprained his right knee in the first quarter vs. San Diego (11/19), and had to leave the game for several series, but came back to play the rest of the game after having it wrapped in the locker room. Crockett scored his third career touchdown at Kansas City (12/17) after stripping the ball from Chiefs quarterback Steve Bono on a sack, and racing 50 yards for the score. On the day he had seven tackles (6 solo), one pass defended and the aforementioned sack for -13 yards. **1994:** Crockett joined the Broncos during the offseason as an unrestricted free agent from the Detroit Lions and immediately stepped in as a starter at right cornerback. He started all 14 games in which he played at that position, missing two games with a sprained ankle (at Seattle 10/9 and vs. Kansas City 10/17) suffered in the Broncos' 27-20 loss at Buffalo (9/26). He finished the season with 70 tackles (48 solo), tied for the team lead in interceptions with two (6 yards in returns), led the team in passes defended with 20 and scooped up two fumbles. He posted his season high in tackles with 10 (6 solo) in the Broncos' 20-17 overtime win at Kansas City (12/4). Crockett pulled down his first interception in a Denver uniform at San Diego (10/23) and recorded his second against Cincinnati (11/27) to set up a Broncos' score. Among his other highlights was a fumble recovery against the

Raiders (9/18) that he returned 43 yards before being tackled inside the Raiders' 10-yard line, setting up a Denver score. **1993:** Crockett started all 16 games for the Detroit Lions and finished the season with 68 tackles (57 solo), two interceptions, one forced fumble and one fumble recovery. In Crockett's five seasons in the NFC he earned the reputation as one of the game's most physical cornerbacks. **1992:** Crockett was slowed early in the season by injuries, but had a good outing versus Minnesota (9/13). He finished the game with a pass interception and four tackles (three solo). Two weeks later vs. Tampa Bay he picked off his second pass of the season, and was credited with four tackles. His best all-around performance came versus Chicago, where he recorded a sack, intercepted a pass, and made five solo tackles. He ended the season with 52 tackles (41 solo), four interceptions, one forced and one recovered fumble. **1991:** Crockett tied for the NFC lead and finished second in the NFL in interceptions with six. His interception return of 96 yards was the NFL's longest of the season, Crockett's 141 return yards were the most by a Lion since 1967. He was named Defensive Player of the Week after recording a team-high eight tackles and the 96-yard interception return vs. the Dallas Cowboys (10/27). Crockett finished the year with 86 tackles (74 solo), six interceptions and one forced fumble. **1990:** Crockett finished second on the team in interceptions with three. He played primarily in nickel situations, earning his first start against the Broncos on Thanksgiving Day (11/22). Crockett finished the game with five solo tackles and an interception. His best game came at Green Bay (12/22), finishing with eight tackles, one interception, and a 22-yard fumble return for a touchdown to tie the score at 17-17. For the season Crockett's numbers were 59 tackles (53 solo), three interceptions, two forced fumbles and two fumble recoveries. **1989:** Crockett played as a nickel back in all 16 contests, finishing the season with 46 tackles (34 solo), one interception and one forced fumble. He was drafted by Detroit in the fourth round of the 1989 NFL draft, 86th overall.

COLLEGE: Crockett finished his four-year career at Baylor with 169 tackles (120 solo), five interceptions and seven tackles for loss. He also returned five punts as a junior for 30 yards and earned first-team All-Southwest Conference honors with 62 tackles on the year and 13 passes defended. He also lettered in track. Crockett received his B.A. degree in computer science in May, 1992.

PERSONAL: Ray was a first-team all-district choice at Duncanville (Texas) High School and was named to the Dallas Morning News' All-Academic team as an A student. He earned all-state honors as a tailback and cornerback, and also earned all-state honors in track for Duncanville. Ray is very active in several communities, hosting the Ray Crockett/Barry Foster Celebrity Golf Tournament in Dallas to benefit Ronald McDonald Children's Charities. During the offseason he regularly speaks to children on behalf of a "Stay in School" program in the Dallas area, then hosts a free football camp for the kids. Ray is also a United Way volunteer, and his hobbies include basketball, music and bowling. Donald Ray Crockett was born January 5, 1967 in Dallas, Texas.

CROCKETT'S REGULAR SEASON RECORD

Year	Club	G	S	UT	A	TT	S-Yds.	I-Yds.	PD	FR	FF	TD-Int.	TD-FR	S	Pts.
1989	Detroit	16	0	34	12	46	0-0	1-5	2	0	1	0	0	0	0
1990	Detroit	16	6	62	29	91	1-14	3-17	10	2	2	0	1	0	6
1991	Detroit	16	16	74	12	86	1-10	6-141	16	0	1	1	0	0	6
1992	Detroit	15	15	41	11	52	1-5	4-50	12	1	1	0	0	0	0
1993	Detroit	16	16	57	11	38	1-12	2-31	5	1	1	0	0	0	0
1994	Denver	14	14	48	22	70	0-0	2-6	20	2	0	0	0	0	0
1995	Denver	16	16	61	17	78	3-32	0-0	16	1	1	0	1	0	6
1996	Denver	15	15	56	12	68	4-29	2-34	15	0	3	0	0	0	0
1997	Denver	16	16	69	14	83	0-0	4-18	21	0	1	0	0	0	0
CAREER TOTAL		140	114	493	117	610	11-102	24-302	117	7	11	1	2	0	18

ADDITIONAL STATISTICS: Crockett's three career touchdowns have come on two fumble returns (at Green Bay, 12/22/90, 22 yards and at Kansas City, 12/17/95, 50 yards) and one interception return (vs. Dallas, 10/27/91, 96 yards).

CROCKETT'S POSTSEASON RECORD

Year	Club	G	S	UT	A	TT	S-Yds.	I-Yds.	PD	FR	FF	TD-Int.	TD-FR	S	Pts.
1991	Detroit	2	2	7	1	8	0-0	0-0	1	0	0	0	0	0	0
1996	Denver	1	1	2	0	2	0-0	0-0	1	0	0	0	0	0	0
1997	Denver	4	4	19	0	19	1-1	1-0	3	0	0	0	0	0	0
CAREER TOTAL		7	7	28	1	29	1-1	1-0	5	0	0	0	0	0	0

ADDITIONAL STATISTICS: Recovered a fumble on special teams, 1997.



TERRELL DAVIS RUNNING BACK

5-II • 210 • 4TH YR. • GEORGIA

BORN: October 28, 1972 in San Diego, Calif.
HIGH SCHOOL: Lincoln Prep High School, San Diego, Calif.
RESIDES: Aurora, Colo.
ACQUIRED: Draft #6b (196th overall), 1995
PRO YEAR: 4th • **YEAR WITH BRONCOS:** 4th
NFL GAMES PLAYED/STARTED: 45/45

30

In 1997, running back Terrell Davis took many huge steps towards being touted as the best running back the sport has seen in many years, putting up numbers never before reached by a Broncos running back — not even himself a year earlier. In just three short seasons, Davis has already accumulated 47 team records (19 in the postseason), including most rushing yards in a season (1,750), most rushing touchdowns in a season (15), most rushing attempts in a season (369), most 100-yard performances in a season (10) and most total yards from scrimmage in a season (2,037) — all numbers he accomplished in 1997. His postseason effort was also one to remember, as he posted four consecutive 100-yard games and scored an NFL-record eight touchdowns (all on the ground) to lead Denver to its first ever World Championship. Davis also added his second Pro Bowl appearance to his resumé as well as earning numerous individual awards, including Super Bowl XXXII Most Valuable Player honors. Among Davis' awards for his performance during the 1997 season were AFC Player of the Year by the KC 101 Club and Football News as well as first-team AFL-Pro honors from the Associated Press, *Sports Illustrated*, *Pro Football Weekly*, *College and Pro Football Weekly*, *The Sporting News*, *Football News*, *Football Digest* and *USA Today*. He was also given the Mackey Award by the NFL Players Association as the AFC's best running back. Davis has twice led the AFC in rushing (1996 and '97) and finished second in the NFL behind Detroit's Barry Sanders, and in 1997 set the all-time NFL record for most rushing attempts (495) and rushing yards gained (2,331) in a regular and postseason combined, eclipsing the previous standards held by John Riggins and Eric Dickerson, respectively. The greatest compliment earned by Davis to this point in his young career came the day after a 171-yard performance from the Denver running back on Oct. 6, 1997 against New England, after which Broncos' future Hall of Fame quarterback John Elway proclaimed "It's Terrell's team now. My job now is just picking up third downs." **Here is a look at some of Davis' more prominent career statistical notes after three seasons:**

- After only three seasons in the league (45 games, 45 starts) Terrell Davis already ranks fourth on the Broncos' all-time rushing yardage list (4,405), fourth in rushing attempts (951), third in rushing touchdowns (35) and first in career rushing average (4.63).
- Davis has 127 receptions for 964 yards (7.6 avg.) and three touchdowns.
- Davis already holds or shares 47 team records (19 in postseason), including most total yards from scrimmage in a season (2,037 in 1997), most rushing yards in a season (1,750 in 1997), most rushing touchdowns in a season (15 in 1997) most touchdowns in a season (15 in 1997 and 1996), most rushing attempts (31) and rushing yards (184) in a postseason game, and most rushing and total touchdowns (3) in a postseason game.
- Davis also has the most career rushing yards in postseason play by a Bronco (672) and the most rushing and total touchdowns in postseason play by a Bronco (9).
- Davis reached the 4,000-yard rushing plateau faster than any player in Broncos' history (fourth fastest in NFL history). He also reached 5,000 total yards from scrimmage faster than any player in Broncos' history and is only the eighth player in NFL history to reach this mark in his first three NFL seasons.
- Davis also ranks No. 1 all-time in 100-yard rushing games by a Bronco with 20, reaching that milestone in just his 43rd NFL contest (11/30 at San Diego). Only four running backs in NFL history have tallied 20 100-yard rushing games quicker than Davis.
- Davis is one of only nine players to rush for 3,500 yards in his first three seasons and currently ranks eighth in all-time rushing yards in the first three seasons of an NFL career.
- Davis is one of only eight players to rush for 1,000 yards in his first three years in the league and he is also one of only seven players to rush for 2,500 yards in his first two seasons.
- One of Davis' most impressive accomplishments was becoming the lowest drafted rookie to ever rush for 1,000 yards, doing so with his 1,117-yard performance in 1995.

Davis' list of 1996 honors included Associated Press NFL Offensive Player of the Year, *Sports Illustrated* and UPI NFL Player of the Year, his first Pro Bowl selection, All-Pro selections from the

SUPER BOWL XXXII MOST VALUABLE PLAYER

Terrell Davis, a native of San Diego, made history in winning the Pete Rozelle Award as Most Valuable Player of Super Bowl XXXII. He not only became the first player to be named Super Bowl MVP for a game played in his hometown, but also became the sixth-lowest drafted player to receive this honor. The other players who were drafted even later than Davis (6th round, 196th selection in 1995) were Richard Dent (Chicago, 8th round, MVP in 1986), Jake Scott (Miami, 7th round, MVP in 1973), Roger Staubach (Dallas, 10th round, MVP in 1972), Larry Brown (Dallas, 12th round, MVP in 1996) and Bart Starr (Green Bay, 17th round, MVP in 1967 and '68). Davis and Marcus Allen (MVP 1984) have made Lincoln High School in San Diego the only high school ever to produce two Super Bowl MVPs. Davis' jersey No. 7 was retired at the high school in a special ceremony held Tues., Jan. 20, 1998 during Super Bowl week.

Associated Press, *Sports Illustrated*, *The Sporting News*, *USA Today*, *Pro Football Weekly*, *Football Digest* and *College & Pro Football Newsweekly*, All-AFC nods from UPI and *Football News* and a third-place showing in the AP NFL Most Valuable Player voting. Davis led the AFC and was second in the NFL in both rushing yards (1,538 yards on 345 carries; 4.5) and total yards from scrimmage (1,848), and led the NFL in first downs earned (108). He was second in the AFC (3rd NFL) in both rushing touchdowns (13) and total touchdowns (15), and set franchise records in both categories. He also set franchise single-season records in rushing attempts, rushing yards and total yards, topping previous standards held by Sammy Winder (296 carries in 1984) and Otis Armstrong (1,407 rushing yards and 1,812 total yards in 1974). With 15 total touchdowns, Davis broke the franchise single-season record of 14 held by Sammy Winder (1986) and Anthony Miller (1995), and joined tight end Shannon Sharpe (10 TDs) to give the Broncos two players with double-figure touchdowns in the same season for the first time in franchise history. Davis teamed with QB John Elway and TE Shannon Sharpe to make the Broncos only the sixth team in NFL history to have a trio that had a 3,000-yard passer, 1,500-yard rusher, and 1,000-yard receiver. The trio along with WR Rod Smith, duplicated the feat in 1997, becoming the first team to do this in back-to-back seasons and only the third team to have two 1,000-yard receivers as part of the group. He also tied the NFL record for most two-point conversions in a year with three in 1997, a feat that has been accomplished seven times prior. In just two years of postseason play, Davis has already re-written the Broncos postseason record book, laying claim to 19 postseason franchise records (47 overall). **Here is a look at Davis' postseason franchise records:**

- Most rushing attempts (31) and yards (184) in a game; most rushing TDs and total TDs in a game (3); longest run from scrimmage (59); most rushing and total TDs for a career (9); most total yards from scrimmage in a game (195); most total yards from scrimmage in a career (734); most points scored in a single postseason (48); most points scored in a career (56); most rushing yards in a postseason (581); most rushing yards in career (672); most 100-yard rushing games (4); most consecutive 100-yard rushing games (4); most consecutive games scoring a touchdown (5); most two-point conversions in a postseason (1); most consecutive 20-carry performances (4); and most two point conversions in career (1).

What is most amazing is that it took him only four games to pass Sammy Winders' 461 rushing yards (11 games). Also, Davis became the first AFC rushing leader in the 32-year history of the Super Bowl to be on the winning side. A conference leader has only made it to the Super Bowl seven times, with Emmitt Smith (Dallas in 1992, '93 and '95) and Davis being the only leaders to

DAVIS AMONG SUPER BOWL RECORD-HOLDERS AFTER MVP PERFORMANCE

Terrell Davis returned to his hometown of San Diego for Super Bowl XXXII and rushed for 157 yards on 30 carries and scored three touchdowns, as Denver defeated Green Bay 31-24. He was named the game's Most Valuable Player, and set or tied three records, as detailed below:

MOST TOTAL TOUCHDOWNS IN A SUPER BOWL

1. Terrell Davis (3*), Denver vs. Green Bay, 1998
- Ricky Watters (3), San Francisco vs. San Diego, 1995
- Jerry Rice (3), San Francisco, vs. Denver, 1990
- Jerry Rice (3), San Francisco vs. San Diego, 1995
- Roger Craig (3), San Francisco vs. Miami, 1985

* All rushing, most ever in a Super Bowl

MOST RUSHING ATTEMPTS IN A SUPER BOWL

- 38 John Riggins, Washington vs. Miami, 1983
- 34 Franco Harris, Pittsburgh vs. Minnesota, 1975
- 33 Larry Csonka, Miami vs. Minnesota, 1974
- 30 Terrell Davis, Denver vs. Green Bay, 1998
- 30 Emmitt Smith, Dallas vs. Buffalo, 1994

MOST POINTS IN A SUPER BOWL

1. Terrell Davis (18), Denver vs. Green Bay, 1998
- Ricky Watters (18), San Francisco vs. San Diego, 1995
- Jerry Rice (18), San Francisco vs. Denver, 1990
- Jerry Rice (18), San Francisco vs. San Diego, 1995
- Roger Craig (18), San Francisco vs. Miami, 1985

MOST RUSHING YARDS IN A SUPER BOWL

- 204 Tim Smith, Washington vs. Denver, 1988
- 191 Marcus Allen, Raiders vs. Washington, 1984
- 166 John Riggins, Washington vs. Miami, 1983
- 158 Franco Harris, Pittsburgh vs. Minnesota, 1975
- 157 Terrell Davis, Denver vs. Green Bay, 1998

DAVIS' PLAYOFF RUSHING AVERAGE RANKS SECOND ALL-TIME

Terrell Davis' 5.3-yards-per-carry career average in postseason play (672 yards on 126 carries) ranks first all-time among NFL running backs and ranks second overall behind San Francisco 49ers quarterback Steve Young:

BEST CAREER POSTSEASON YARDS-PER-CARRY AVERAGE (MIN. 500 YARDS)

PLAYER	TEAM	YEARS	ATT.	Yds.	Avg.
1. Steve Young	San Francisco	1985-97	87	550	6.3
2. Terrell Davis	Denver	1995-97	126	672	5.3
3. Marcus Allen	Raiders/Kansas City	1982-97	267	1,347	5.0

win the game. Larry Brown (Washington in 1972), and Thurman Thomas (Buffalo in 1990, '91 and '93) are the only others to make it to the Super Bowl. Davis was drafted by Denver 196th overall in the sixth round of the 1995 NFL Draft.

1997: Davis, who started the first 15 games of the year, finished his third season in the NFL with 1,750 yards on 369 carries (4.7 avg.) and 15 rushing touchdowns, to go along with 42 receptions for 287 yards (6.8 avg.). All rushing numbers were career highs and franchise highs. He won the AFC rushing crown and finished second in the NFL, each for the second straight year, and was also second in the AFC and in the NFL in both rushing attempts and touchdowns scored, first in the AFC (2nd NFL) in total yards from scrimmage (2,037) and first in the NFL in rushing first downs and total first downs. Davis tied for first in the NFL in scoring by a non-kicker (96), and tied the NFL record for two-point conversions scored in a single season, recording three to match the effort of seven previous players. In the season-opener vs. Kansas City (8/31) Davis recorded the 11th 100-yard rushing performance of his brief NFL career, totaling 101 yards on 26 carries and one TD in Denver's 19-3 win. In that game he passed Bobby Humphrey (593) for sixth place in all-time rushing attempts by a Bronco. At Seattle (9/7) Davis rushed for 108 yards on 21 carries and one TD as the Broncos beat the Seahawks 35-14, and Davis notched his second straight 100-yard effort to mark the first time in his career he had back-to-back 100-yard games to start a season. Davis also tied Jon Keyworth for fifth place on the Broncos' list for rushing touchdowns with his 22nd. A week later vs. St. Louis Davis made it three straight 100-yard outputs by rushing for 103 yards on 21 carries in Denver's 35-14 victory, and he tied the franchise record for the second time in his career the following week by posting his fourth straight 100-yard effort. This was no ordinary effort, however, as Davis rushed 27 times for a franchise record 215 yards and one TD in Denver's 38-20 victory over the Bengals (9/21). He totaled a team-record 228 yards from scrimmage and topped the 3,000-yard rushing plateau in just his 34th game to establish another team record, and moved into third place in rushing touchdowns with his 23rd, passing Jon Keyworth. He also passed teammate John Elway for fourth place all-time in rushing yards, moving to 3,181. His efforts against the Bengals earned him AFC Offensive Player of the Week honors as well as Miller Lite NFL Player of the Week honors. A week later at Atlanta (9/28) Davis was held below 100 yards (23-79-1TD) for the first time all season in Denver's 29-21 victory, but still managed to pass Keyworth (699) for fifth place all-time in career rushing attempts by a Bronco. His explosive start to the season earned him AFC Offensive Player of the Month honors for September, the second

DAVIS' 1997 REGULAR SEASON RUSHING TOTAL RANKS AMONG BEST ALL-TIME

Terrell Davis' 1997 season will be one to remember for a long time in Denver, as he produced more total yards from scrimmage, rushing yards, attempts and touchdowns than any player in a season in franchise history. His rushing total of 1,750 ranks 13th all-time in a single season by any back and fifth all-time by an AFC back:

TOP SINGLE-SEASON RUSHING TOTAL IN NFL HISTORY (REGULAR SEASON)

PLAYER	YEAR	TEAM	YARDS	ATT.	Avg.	TD
1. Eric Dickerson	1984	L.A. Rams	2,105	379	5.6	14
2. Barry Sanders	1997	Detroit	2,053	335	6.1	11
3. O.J. Simpson#	1973	Buffalo	2,003	332	6.0	12
4. Earl Campbell#	1980	Houston	1,934	373	5.1	13
5. Barry Sanders	1994	Detroit	1,883	331	5.7	7
6. Jim Brown	1963	Cleveland	1,863	291	6.4	12
7. Walter Payton	1977	Chicago	1,852	339	5.5	14
8. Eric Dickerson	1986	L.A. Rams	1,821	404	4.5	11
9. O.J. Simpson#	1975	Buffalo	1,817	329	5.5	16
10. Eric Dickerson	1983	L.A. Rams	1,806	390	4.6	18
11. Emmitt Smith	1995	Dallas	1,773	377	4.7	25
12. Marcus Allen#	1985	L.A. Raiders	1,759	390	4.5	11
13. Terrell Davis#	1997	Denver	1,750*	369	4.7	15

* - 5th highest in AFC history

- AFC running backs

DAVIS RE-WITES BRONCOS POSTSEASON RECORD BOOK

On Dec. 27, 1997, Terrell Davis shattered numerous Broncos postseason rushing records, including those for attempts, yards, rushing touchdowns and total touchdowns. He also set a new touchdown record with three in Super Bowl XXXII against Green Bay.

MOST POSTSEASON RUSHING ATTEMPTS BY A BRONCO

31	Terrell Davis vs. Jacksonville, 12/27/97
30	Terrell Davis vs. Green Bay, 1/25/98
26	Terrell Davis at Pittsburgh, 1/11/98
26	Sammy Winder vs. Cleveland, 1/11/87
25	Terrell Davis at Kansas City, 1/4/98
21	Sammy Winder vs. Cleveland, 1/14/90

MOST POSTSEASON RUSHING YARDS BY A BRONCO

184	Terrell Davis vs. Jacksonville, 12/27/97
157	Terrell Davis vs. Green Bay, 1/25/98
139	Terrell Davis at Pittsburgh, 1/11/98
103	Derek Loville vs. Jacksonville, 12/27/97
102	Sammy Winder vs. New England, 1/4/87
101	Terrell Davis at Kansas City, 1/4/98

time he has won such an award (also in September of 1996). Davis stole the Monday Night spotlight in Week Six vs. New England (10/6), as he continued his mastery of the New England Patriots with a 32-carry, 171-yard, two-touchdown performance in Denver's 34-13 victory. During the contest, Davis became the fastest Bronco in franchise history to reach 4,000 total yards from scrimmage, moved into fourth place all-time in rushing attempts by a Bronco, rushed for 100 yards for the 15th time, tying the franchise record, and moved into fourth place all-time in rushing touchdowns by a Bronco. His efforts earned him Miller Lite NFL Player of the Week honors for the second time in three weeks. It also upped his rushing total in three career games against the Patriots to 422 yards. Two weeks later, after the bye, at Oakland (10/19) he rushed for 85 yards on 23 carries (two touchdowns) and added seven receptions for 70 yards in Denver's first loss of the season. During the contest, Davis became the ninth player in NFL history to rush for 3,500 yards in his first three seasons. He also reached the 100-reception plateau for his career, equaling his career high with seven catches, and set a career high with 70 receiving yards. Davis also tallied his third two-point conversion of the season, tying a single-season NFL record shared by seven other players. Davis broke new ground again at Buffalo (10/26) when he rushed for 207 yards on a franchise-record 42 carries and one touchdown in Denver's 23-20 overtime victory over the Bills. He also had five receptions for 29 yards, giving him 236 total yards from scrimmage, another franchise record. Also during the contest, Davis set franchise records for most 100-yard rushing games in a career (his 16th), most carries in a game (42, breaking Bobby Humphrey's record of 34 set in 1990 and the 4th-highest total in NFL history) and fewest games needed to reach 1,000 rushing yards in a season (eight, breaking his own record of 10 set in 1996). He handled the ball 47 times during the contest, one off the NFL record, and also passed William Andrews for the eighth-most rushing yards in the first three years of a career. Davis also became the eighth back in NFL history to rush for 1,000 in each of his first three seasons in the league (the first Bronco to ever do so) and the first Bronco to have three 1,000-yard rushing seasons in his career. The next week vs. Seattle (11/2) Davis reached the 100-yard plateau once again (21-101) to tie his own team record (1996; also Bobby Humphrey, 1990; Otis Armstrong, 1974) for 100-yard games in a season, as Denver won 30-27. It enabled Davis — in just the ninth game of the year — to pass his rookie rushing total of 1,117 yards, accomplished in 14 games. Davis also had six receptions for 17 yards in the game, making him the team's leading receiver for the second straight week,

DAVIS' 1997 POSTSEASON RUN RANKS AMONG BEST ALL-TIME

With his 30-carry, 157-yard performance against Green Bay in Super Bowl XXXII, Terrell Davis finished the 1997 postseason with 581 yards on 112 carries in four games. His attempts and rushing yardage both rank second in NFL history for a single postseason, and he scored an NFL postseason record eight touchdowns, surpassing by two the mark of six held by six other players:

MOST RUSHING YARDS IN A SINGLE POSTSEASON

PLAYER, TEAM	SEASON (GMS.)	ATT.	Yds.	TDs
1. John Riggins, Washington	1982 (4)	136	610	4
2. Terrell Davis, Broncos	1997 (4)	112	581	8
3. Marcus Allen, Raiders	1983 (3)	58	466	4
4. Thurman Thomas, Buffalo	1990 (3)	72	390	4
5. Natrone Means, Jacksonville	1996 (3)	71	358	2

MOST RUSHING TOUCHDOWNS IN ONE POSTSEASON

8	Terrell Davis, Denver, 1997
6	Emmitt Smith, Dallas, 1995
6	Gerald Riggs, Washington, 1991
6	John Riggins, Washington, 1983
6	Franco Harris, Pittsburgh, 1975
6	Larry Csonka, Miami, 1973

MOST TOTAL TOUCHDOWNS IN ONE POSTSEASON

8	Terrell Davis, Denver, 1997
6	Emmitt Smith, Dallas, 1995
6	Gerald Riggs, Washington, 1991
6	Jerry Rice, San Francisco, 1988
6	John Riggins, Washington, 1983
6	Franco Harris, Pittsburgh, 1975
6	Larry Csonka, Miami, 1973

DAVIS BECOMES BRONCOS' ALL-TIME POSTSEASON RUSHING LEADER

In just his second venture into the postseason, Terrell Davis in 1997 vaulted to the top of Denver's all-time postseason rushing chart. Here is a look at the top three Broncos postseason rushers of all time:

MOST CAREER POSTSEASON RUSHING YARDS BY A BRONCO

PLAYER	GAMES	ATTEMPTS	Yds.	Avg.	TD
1. Terrell Davis	5	126	672	5.3	9
2. Sammy Winder	11	144	481	3.2	1
3. John Elway	19	85	427	5.0	5

and passed Marcus Allen for the 10th-most total yards from scrimmage over the first three years of an NFL career, as well as passing Jim Brown for the seventh-most rushing yards in the first three years of a career. A week later Davis established a new franchise record with his eighth 100-yard game of the season, tallying 104 yards on 21 carries, and passed Walter Payton for the sixth-most rushing yards in the first three years of an NFL career. A week later at Kansas City (11/16) Davis ran his streak of 100-yard games to four as he tied Otis Armstrong's and Bobby Humphrey's franchise record for the third time in his young career. He also became the fourth-quickest player in NFL history (and the quickest in franchise history) to rush for 4,000 yards (41 games), and also passed Billy Sims and Thurman Thomas for eighth place in most total yards from scrimmage over the first three years of a career. He was held under 100 yards for just the second time all season vs. Oakland Nov. 24 on Monday Night Football, but tied his own franchise record with three touchdowns, and set a new standard with all three coming via the ground. Davis had twice previously posted two rushing and one receiving touchdown in the same game, but never three rushing. It marked the 19th time in franchise history that a player had scored three touchdowns in a game and the fifth time that all three scores were rushing touchdowns. During the contest, Davis also went over the 5,000-yard mark in total yards from scrimmage in his career faster than any player in franchise history (42 games). He also became just the eighth player in league history to accomplish this feat in the first three years of his career. Davis continued his assault on the record books the following week in his hometown of San Diego (11/30), rushing for more than 150 yards for the fourth time this season — and more than 100 yards for the 10th time — by totaling 178 yards on 26 carries and one TD in Denver's 38-28 victory over the Chargers. This was Davis' 20th 100-yard game in just his 43rd NFL contest, making him the fifth fastest player to reach 20 100-yard performances. He also set new single-season marks in rushing and total yards from scrimmage, surpassing his own team marks set in 1996 (1,538 rushing / 1,848 total). He also passed teammate John Elway (32) for third place in career TD runs, passed Emmitt Smith, William Andrews and Herschel Walker for seventh, sixth and fifth place, respectively in total yards from scrimmage during the first three years of a career, and passed Smith for fifth place all-time in rushing yards in the first three years of a career. His rushing touchdown was his 13th, tying his own team record (1996). Davis moved into third place all-time in rushing yards during the first three years of a career (4,333) with his 75-yard output at Pittsburgh (12/7), passing Barry Sanders and Otis Anderson, and also went over the 2,000-yard mark in single-season total yards from scrimmage (26th time in NFL history), broke his own team mark for rushing touchdowns in a season with his

DAVIS SETS NEW SINGLE-SEASON RUSHING MARKS

Terrell Davis' 1997 regular and postseason totals of 495 carries and 2,331 yards rank number one all-time for an entire season, his 23 rushing and total touchdowns both rank tied for fourth all-time and his 14 100-yard games tie for the most all-time in an entire season. Here is a look at the most outstanding seasons in NFL history in those categories:

MOST RUSHING ATTEMPTS, ENTIRE SEASON

495	Terrell Davis, Denver, 1997 (19 games)
462	John Riggins, Washington, 1983 (19 games)
451	Emmitt Smith, Dallas, 1995 (19 games)

MOST RUSHING TOUCHDOWNS, ENTIRE SEASON

31	Emmitt Smith, Dallas, 1995
30	John Riggins, Washington, 1983
24	Emmitt Smith, Dallas, 1994
23	Terrell Davis, Denver, 1997

MOST 100-YARD GAMES, ENTIRE SEASON

14	Terrell Davis, Denver, 1997 (10 and 4)
14	Barry Sanders, Detroit, 1997 (13 and 1)
13	Barry Foster, Pittsburgh, 1992 (12 and 1)
13	Eric Dickerson, L.A. Rams, 1984 (12 and 1)

MOST RUSHING YARDS, ENTIRE SEASON

2,331	Terrell Davis, Denver, 1997 (19 games)
2,212	Eric Dickerson, L.A. Rams, 1984 (17 games)
2,118	Barry Sanders, Detroit, 1997 (17 games)

MOST TOTAL TOUCHDOWNS, ENTIRE SEASON

31	Emmitt Smith, Dallas, 1995 (all rushing)
30	John Riggins, Washington, 1983 (all rushing)
25	Emmitt Smith, Dallas, 1994 (24 rush/1 rec.)
23	Terrell Davis, Denver, 1997 (all rushing)
23	Jerry Rice, San Francisco, 1987 (1 rush/22 rec.)
23	O.J. Simpson, Buffalo, 1975 (16 rush/7 rec.)
23	Chuck Foreman, Minnesota, 1975 (14 rush/9 rec.)

CARRYING THE LOAD

In Denver's 23-20 overtime win at Buffalo Nov. 9, 1997, Terrell Davis totaled 47 attempts (42 carries, five receptions), setting a new club mark for attempts in a game. The number was also the second most ever in an NFL game, trailing only the NFL standard of 48 "touches" by James Wilder of Tampa Bay:

MOST ATTEMPTS IN A GAME, NFL HISTORY

PLAYER	TEAM (vs. Opp.)	DATE	ATTEMPTS
1. James Wilder	Tampa Bay (at Pittsburgh)	Oct. 30, 1983	48
2. Terrell Davis	Denver (at Buffalo)	Oct. 26, 1997 (OT)	47
James Wilder	Tampa Bay (vs. Green Bay)	Sept. 30, 1984 (OT)	47

14th, and broke his own team record for rushing attempts in a season (345). It was only the fourth of five times in 1997 that he would fail to reach 100 rushing yards in a game. This was also Davis' 14th consecutive game with at least 20 carries, breaking the NFL record previously held by Terry Allen (1995-96). At San Francisco (12/15) on Monday Night Football Davis rushed for just 28 yards on 10 carries and caught two passes for zero yards in just over a quarter of Denver's 34-17 loss to San Francisco. He left the game in the second quarter due to a mild anterior cruciate sprain to his right shoulder, but not before registering his 15th rushing touchdown of the season, tying his own franchise record for total touchdowns in a season (13 rush./2 rec., 1996). The injury forced him to be deactivated for the Broncos' regular season finale against San Diego. It was only the third game of his career that he had missed, including the two to end the 1995 regular season. In the preseason Davis looked sensational in limited duty, starting all five games at halfback and rushing 34 times for a team-leading 211 yards (6.2) with a long of 37 and two touchdowns. He also caught three passes for 46 yards (15.3) with a long of 20. Both rushing TDs came in the finale against San Francisco (8/23) on runs of 6 and 11 yards. **1997 Postseason:** In Davis' short NFL career, he has put up some astounding postseason numbers — most of the in 1997. He finished the 1997 postseason with 112 carries for 581 yards (5.2 avg.) and eight touchdowns in four games — all Broncos wins en route to the World Championship. Davis also had eight catches for 38 yards (4.8 avg.) in the postseason, brining his career postseason numbers (5 games) to 126 carries for 672 yards (5.3 avg.) and nine touchdowns, plus 15 receptions for 62 yards. In Denver's 42-17 AFC Wild Card Playoff Game victory over Jacksonville (12/27/97) Davis had the longest run in a postseason game by a Bronco (59 yards), and also logged the most carries (31), rushing yards (184), rushing touchdowns (2) and total touchdowns (2) of any Broncos postseason performer ever. His 5.9 yards-per-rush average against the Jaguars was topped only in team postseason annals by teammate Derek Loville's 9.4-yard average in the same game (11-103) and his own 6.5 average in the 1996 playoff game against the Jaguars. During the contest, he also moved into third place all-time in both carries and rushing yards in the postseason by a Bronco, passing Gaston Green (36) and Bobby Humphrey (38) in attempts and Gene Lang (138) and Humphrey (169) in yards. In Denver's 14-10 Divisional Playoff win at Kansas City (1/4/98), Davis rushed for 101 yards and two touchdowns on 25 carries (third-most ever in a postseason game by a Bronco), and added one reception for 17 yards, his longest postseason reception to date. This was Davis' second career postseason 100-yard game (second in a row), setting a new franchise record for postseason 100-yard games. He also set the franchise record for most rushing and total touchdowns by a Bronco in the postseason with five. For the second consecutive week he tied the team record for most rushing and total touchdowns in a postseason game with two. Davis showed his mettle again the following week in Denver's 24-21 AFC Championship Game victory at Pittsburgh (1/11/98), rushing for 139 yards on 26 carries, and added his fifth postseason touchdown of 1997. It was his third consecutive 100-yard game in the postseason, tying four other NFL players for third place all-time in consecutive postseason 100-yard rushing games. He also passed Freeman McNeil (349 in 1982), Natrone Means (358 in 1996) and Thurman Thomas (390 in 1990) for fifth, fourth and third place respectively in most rushing yards in a single postseason. Teamwise, Davis surpassed David Treadwell (32) for the second-most points scored in franchise postseason his-

DAVIS' PLAYER OF THE WEEK AND PLAYER OF THE MONTH HONORS

AFC OFFENSIVE PLAYER OF THE MONTH

October 1996
September 1997

MILLER LITE/NFL PLAYER OF THE WEEK

1996 Week 12 (Nov. 17, 1996) at New England
1997 Week 4 (Sept. 21, 1997) vs. Cincinnati
1997 Week 6 (Oct. 6, 1997) vs. New England

AFC OFFENSIVE PLAYER OF THE WEEK

1996 Week 8 (Oct. 20, 1996) vs. Baltimore
1996 Week 12 (Nov. 17, 1996) at New England
1997 Week 4 (Sept. 21, 1997) vs. Cincinnati

NFL OFFENSIVE PLAYER OF THE WEEK

1997 Conf. Championship Weekend (Jan. 11, 1998) at Pittsburgh

DAVIS' THREE-GAME RUN RANKS AMONG BEST IN '90s

Terrell Davis' three-game total of 465 rushing yards from Sept. 21-Oct. 6 is the fifth-most yards put together in a three-week span by a running back in the 1990's, surpassed only by three stretches from Barry Sanders and one by Emmitt Smith:

BEST THREE-GAME STRETCHES IN THE '90s

PLAYER	TEAM	YARDS	DATES
1. Emmitt Smith	Dallas	492	12/26/93-9/4/94
2. Barry Sanders	Detroit	491	11/16/97-11/27/97
3. Barry Sanders	Detroit	491	9/19/94-10/2/94
4. Barry Sanders	Detroit	482	9/15/91-9/29/91
5. Terrell Davis	Denver	465	9/21/97-10/6/97

tory (38), passed his teammate John Elway (80) for second place in postseason rushing attempts (96), and passed Elway (410) and Sammy Winder (461) to move into first place in postseason rushing yards by a Bronco. Lastly, Davis' 26 carries equaled the second-most carries in a post-season contest by a Bronco, tying Sammy Winder and remaining eight carries behind his own record he set in the Wild Card Game against Jacksonville (12/27/97). The 141 total yards represented his second-highest total in the postseason (195 vs. Jax., 12/27/97) and placed him second all-time in postseason total yards from scrimmage by a Bronco to earn NFL Offensive Player of the Week honors. Davis then capped one of the most memorable individual seasons in NFL history by rushing for 157 yards on 30 carries and scoring three touchdowns to earn Most Valuable Player honors in Denver's 31-24 victory over Green Bay in Super Bowl XXXII, in his hometown of San Diego (1/25/98). Davis also had two receptions for eight yards during the contest. The three TDs (all on the ground) tied a Super Bowl record for most points scored and most touchdowns scored in a single game, and he also set a Super Bowl record with three rushing touchdowns in a single game. The 157 yards ranks fifth all-time in a Super Bowl and the 30 carries ties for fourth all-time in a Super Bowl. Even more remarkable is the fact that Davis missed the entire second quarter while trying to fight off the onset of a migraine headache. He returned to start the second half and helped Denver control the ball and clock the rest of the way. Davis recorded his fourth consecutive 100-yard rushing game in postseason play, tying Thurman Thomas for the second-longest postseason 100-yard game streak in NFL history, and notched his 24th career 100-yard rushing game (fourth in the postseason), with Denver posting a 21-3 mark in those games (4-0 in postseason). It was also Davis' 14th 100-yard performance of the entire season, tying Barry Sanders (14 in 1997) for the NFL record. Davis also set the single-season record for most post-season touchdowns (8) and most postseason rushing touchdowns (8), and passed Marcus Allen (466 in 1983) for second place all-time in rushing yards in one postseason with 581 (John Riggins, 610, 1982). His 56 points scored moved him past Rich Karlis (55) into first on the Broncos' all-time postseason scoring list. He also passed Sammy Winder and Vance Johnson to move into first place all-time in postseason yards from scrimmage by a Bronco (734 yards in five games; avg. of 146.7 per game), and passed Eric Dickerson and Riggins to move into first place all-time in rushing yards (2,331) and rushing attempts (495) for an entire season (regular and postseason). His

DAVIS VS. THE NFL IN 1997

During the 1997 regular season, Terrell Davis singlehandedly outrushed half of the NFL, gaining more yards than 15 of the 30 teams, and rushed for more touchdowns 19 teams:

DAVIS' 1997 RUSHING TOTAL VS. THOSE OF 15 OTHER NFL TEAMS

PLAYER/TEAM	Att.	Yds.	Avg.	TD
Terrell Davis	369	1,750	4.7	15
Chicago	490	1,746	3.6	14
Indianapolis	450	1,727	3.8	10
Jacksonville	454	1,720	3.8	20
Atlanta	442	1,643	3.7	8
Dallas	423	1,637	3.9	6
Washington	453	1,615	3.6	12
Baltimore	420	1,589	3.8	7
Oakland	360	1,588	4.4	9
St. Louis	443	1,563	3.5	15
N.Y. Jets	431	1,485	3.4	10
New England	398	1,464	3.7	6
New Orleans	417	1,461	3.5	9
San Diego	409	1,416	3.5	5
Miami	429	1,343	3.1	18
Arizona	395	1,255	3.2	9

T.D.'s 50-YARD TDs

Terrell Davis' 50-yard touchdown run against Cincinnati Sept. 21, 1997 was his fourth scoring run of 50 yards or more in his three-year career, ranking him among the NFL's active leaders in touchdown runs of 50 or more yards:

MOST CAREER TOUCHDOWNS RUNS OF 50 OR MORE YARDS, ACTIVE PLAYERS

PLAYER	TEAM	50+-YARD TD RUNS	LAST TIME
1. Barry Sanders	Detroit	14	11/23/97 vs. Colts
2. Emmitt Smith	Dallas	5	9/4/95 at Giants
3. Herschel Walker	Dallas	5	11/27/94 at Falcons
4. Terrell Davis	Denver	4	9/21/97 vs. Bengals
Napoleon Kaufman	Oakland	4	10/26/97 at Seahawks

regular and postseason total of 23 touchdowns (all on the ground) rank tied for fourth all-time. Davis, who had his high school jersey retired the Tuesday prior to the game became the second player from San Diego's Lincoln High School to receive Super Bowl MVP honors (Allen in January, 1984), making him the sixth-lowest drafted player to win the MVP award (sixth round in 1995). He also became the first player in the 32-year history of the game to earn this award while playing the game in his hometown.

1996: Davis got off to a quick start in '96, putting together a string of five 100-yard games over a six-game span — including four in a row — beginning with Week Two at Seattle when he tallied 111 yards on 28 carries in Denver's 30-20 victory. A week later vs. Tampa Bay (9/15) he posted the second-highest rushing total of his young career with 137 yards on 22 carries (6.2) despite missing more than a quarter due to symptoms of a migraine headache. He also finished with 23 receiving yards on four catches (5.8). Davis left the game late in the first quarter when his vision became blurred and he felt nauseous, but he returned to start the second half and carried the entire offense to the come-from-behind win. He rushed eight times for 39 yards on the Broncos' 14-play, 80-yard game-winning drive that consumed 8:11 in the fourth quarter. He capped the drive with a three-yard touchdown run to give Denver the 27-23 win. The following week at Kansas City (9/22) he put together his third straight 100-yard game, rushing for 141 yards (second-highest in his career at the time) and two touchdowns on 19 carries (7.4). He scored from six yards out in the first quarter, then topped that with a then-career-best 65-yard scoring run in the second. He had already tallied 130 yards on 14 carries by halftime. The following week at Cincinnati (9/29) he notched his fourth straight 100-yard game with 112 yards on 24 carries (4.7). His long carry was a 19-yarder. His fourth straight game over the century mark tied a Broncos record set by Bobby Humphrey in 1990 and Otis Armstrong in 1974. On Oct. 6 vs. San Diego he rushed 17 times for 50 yards, while suffering the effects of a migraine headache that kept him out of the game for much of the second quarter. The Broncos used primarily a one-back offense during the game due to a knee injury suffered by starting fullback Aaron Craver the week before at Cincinnati. He also caught a season-high six passes for 42 yards after not catching a pass in the previous two games. Davis had the best day of his young career on Oct. 20 vs. Baltimore, setting a franchise record with 194 yards on 28 carries (6.9), including a career-best 71-yard touchdown run in the first quarter of Denver's 45-34 victory. The run was the fourth-longest ever by a Bronco, and the longest since 1973 (Joe Dawkins at K.C., 10/7). He also scored later from four yards out, and caught three passes for 19 yards (6.3). His 213 total yards also were a career high. Davis' reached the 2,000-yard rushing mark for his career with his 77-yard effort vs. Kansas City (10/27), making

MOST CONSECUTIVE 1,000-YARD SEASONS TO BEGIN A CAREER

With his 207-yard performance against the Buffalo Bills on Oct. 26, 1997, Terrell Davis reached the 1,000-yard rushing mark for the third consecutive season, making him the eighth player in NFL history to rush for 1,000 yards in each of his first three years in the league, and the first Broncos running back ever to accomplish this feat. Here is a look at the exclusive company joined by Davis in 1997:

PLAYER, TEAM	YEARS	YEAR 1 (A-Y-AVG.-TD)	YEAR 2 (A-Y-AVG.-TD)	YEAR 3 (A-Y-AVG.-TD)	TOTAL
B. Sanders, Det.	(9) 1989-97	'89 (280-1470-5.3-14)	'90 (255-1304-5.1-13)	'91 (342-1548-4.5-16)	4,322
E. Dickerson, Rams+	(7) 1983-89	'83 (390-1808-4.6-18)	'84 (379-2105-5.6-18)	'85 (292-1234-4.2-12)	5,147
T. Dorsett, Dal.*	(5) 1977-81	'77 (208-1007-4.8-12)	'78 (290-1325-4.6-7)	'79 (250-1107-4.4-6)	3,439
E. Campbell, Hou.*	(4) 1978-81	'78 (302-1450-4.8-13)	'79 (368-1697-4.6-19)	'80 (373-1934-5.2-13)	5,081
J. Brockington, GB	(3) 1971-73	'71 (216-1105-5.1-4)	'72 (274-1027-3.7-8)	'73 (265-1144-4.3-3)	3,276
O. Anderson, St.L.	(3) 1979-81	'79 (331-1605-4.8-8)	'80 (301-1352-4.5-9)	'81 (328-1376-4.2-9)	4,333
W. Andrews, Atl.+	(3) 1979-81	'79 (239-1023-4.3-3)	'80 (265-1308-4.9-4)	'81 (289-1301-4.5-10)	3,630
T. Davis, Den.+	(3) 1995-97	'95 (237-1117-4.7-8)	'96 (345-1538-4.5-13)	'97 (369-1750-4.7-15)	4,405
C. Martin, N.E.	(3) 1995-97	'95 (368-1487-4.0-14)	'96 (316-1152-3.6-14)	'97 (274-1160-4.2-4)	3,799

*most yards in Year 3; +Highest avg. in Year 3; +Highest yds. and avg. in Year 3

DAVIS ONE OF FASTEST IN NFL HISTORY TO REACH 4,000 CAREER RUSHING YARDS

On Nov. 16, 1997 at Kansas City, in his 41st NFL game, Terrell Davis reached the 4,000-yard rushing mark, and did so faster than all but three other backs in league history (Eric Dickerson — 33 games; Jim Brown — 38; and Walter Payton — 39). He is third all-time in rushing yards in the first three seasons of a career:

NFL PLAYERS WITH 4,000 RUSHING YARDS IN FIRST THREE SEASONS

PLAYER, TEAM	YEARS	YEAR 1 (A-Y-AVG.-TD)	YEAR 2 (A-Y-AVG.-TD)	YEAR 3 (A-Y-AVG.-TD)	TOTAL
E. Dickerson, Rams+	1983-85	'83 (390-1808-4.6-18)	'84 (379-2105-5.6-14)	'85 (292-1234-4.2-12)	5,147
E. Campbell, Hou.*	1978-80	'78 (302-1450-4.8-13)	'79 (368-1697-4.6-19)	'80 (373-1934-5.2-13)	5,081
T. Davis, Den.+	1995-97	'95 (237-1117-4.7-8)	'96 (345-1538-4.5-13)	'97 (369-1750-4.7-15)	4,405
O. Anderson, St.L.	1979-81	'79 (331-1605-4.8-8)	'80 (301-1352-4.5-9)	'81 (328-1376-4.2-9)	4,333
B. Sanders, Det.	1969-91	'69 (280-1470-5.3-14)	'90 (255-1304-5.1-13)	'91 (342-1548-4.5-16)	4,322

*most yards in Year 3; #Highest avg. in Year 3; +Highest yds. and avg. in Year 3

him the fastest to reach that milestone in Broncos history. It was his 22nd game, four earlier than Bobby Humphrey who reached the mark in his 26th game. Versus Chicago (11/10) Davis' 25-yard run in the second quarter pushed him over the 1,000-yard mark for the season, the earliest a Bronco has ever done so (game 10; Otis Armstrong topped 1,000 in the 12th game of the '74 season). Nov. 17 at New England he tallied his sixth 100-yard game of 1996, rushing for 154 yards on a career-high 32 carries, and adding 56 yards on four catches for 210 total yards in Denver's 34-8 victory. The performance earned him not only AFC Offensive Player of the Week honors for the second in 1996 (also Week Eight), but also the Miller Lite NFL Player of the Week award. His total yardage figure was second-best in his career, trailing only his 213-yard effort vs. Baltimore (10/20). He also tied his own (and several others') Broncos record with three touchdowns, rushing for two and catching another, matching his effort vs. Washington last year (9/17). Davis' 68 yards at Minnesota (11/24) allowed him to move past Bobby Humphrey (2,386 yards) on the franchise's all-time rushing list. Davis' touchdowns in the game came on a one-yard run and a one-yard pass reception, giving him five scores over a two-game stretch. On Dec. 1 vs. Seattle Davis tallied his seventh 100-yard game of the 1996 season, tying Otis Armstrong's franchise record set in 1974, during Denver's 34-7 division-clinching victory. Davis carried the ball 26 times for 106 yards and one touchdown, and caught two passes for 15 yards. The following week at Green Bay (12/8) he rushed for 54 yards on 14 carries to establish franchise single-season records in both categories, topping the previous highs of 1,407 yards (Otis Armstrong, 1974) and 296 carries (Sammy Winder, 1984). Davis' five-yard carry to end the first half was the run that put him over Armstrong's yardage record. Against the Raiders (12/15) Davis carried the ball 27 times for 80 yards with a long of 12 and one touchdown, to set a new Broncos single-season record for total yards in a season in Denver's 24-19 win. He topped the previous standard of 1,812 yards set by Otis Armstrong in 1974. His three-yard touchdown run in the first quarter staked Denver to an early 7-0 lead, and was his 14th of the season, tying a franchise record. At San Diego (12/22) he started at tailback but played only into the second quarter. He carried nine times for 21 yards and a touchdown, and caught one pass for nine yards. His one-yard touchdown run in the first quarter put Denver ahead 10-0. In the game Davis surpassed Jon Keyworth (2,653 yards) for fifth place on the Broncos' career rushing list, and registered his 15th touchdown (13 rushing, two receiving) to establish a new franchise record. In Denver's AFC Divisional Playoff vs. Jacksonville (1/4/97) Davis started at tailback and rushed 14 times for 91 yards (6.5) with a long of 47 yards and one touchdown, while catching a game-high seven passes for 24 yards with a long of 6. His 47-yard run in the first quarter was the longest ever by a Bronco in the postseason, and set up Denver's first touchdown. Davis' 91 rushing yards were the second-most by Bronco in the postseason, trail-

NFL RUSHING AND TOTAL YARDAGE LEADERS — 1996 AND 1997

Terrell Davis has finished first in the AFC and second in the NFL in both rushing yards and total yards from scrimmage in each of the past two seasons:

1996 NFL RUSHING LEADERS

PLAYER, TEAM	YARDS	ATT.	AVG.	TD
1. Barry Sanders, Det.	1,553	307	5.1	11
2. Terrell Davis, Den.	1,538	345	4.5	13
3. Jerome Bettis, Pitt.	1,431	320	4.5	11

1997 NFL RUSHING LEADERS

PLAYER, TEAM	YARDS	ATT.	AVG.	TD
Barry Sanders, Det.	2,053	335	6.1	11
Terrell Davis, Den.	1,750	369	4.7	15
Jerome Bettis, Pitt.	1,665	375	4.4	7

1996 NFL TOTAL YARDAGE LEADERS

PLAYER, TEAM	YARDS	RUSHING	RECEIVING
1. Ricky Watters, Phil.	1,855	1,411	444
2. Terrell Davis, Den.	1,848	1,538	310
3. Barry Sanders, Det.	1,700	1,553	147

1997 NFL TOTAL YARDAGE LEADERS

PLAYER, TEAM	YARDS	RUSHING	RECEIVING
Barry Sanders, Det.	2,358	2,053	305
Terrell Davis, Den.	2,037	1,750	287
Dorsey Levens, G.B.	1,805	1,435	370

LOWEST-DRAFTED NFL ROOKIES TO RUSH FOR 1,000 YARDS, FIRST YEAR

PLAYER	TEAM	YEAR	YDS.	DRAFT POS.
Terrell Davis	Denver	1995	1,117	6th (196th)
Don Woods	San Diego	1974	1,162	6th (134th)*
Ron Moore	Phoenix	1993	1,018	4th (87th)

* - Woods actually drafted by Green Bay

ing only Sammy Winder's 102-yard effort vs. New England, Jan. 4, 1987, and his seven receptions tied for third-most in a postseason game with Vance Johnson (1/14/90 and 1/12/92), Steve Sewell (1/12/92) and Jesse Myles (12/24/83). Davis scored on a two-yard run with 7:37 remaining in the game to pull Denver within 23-20, and added the two-point conversion himself. Davis mildly sprained the medial collateral ligament in his right knee in the first quarter, and left the game for several plays before returning. 1995: Davis started 14 of the Broncos' 16 games, missing the final two (at Kansas City, 12/17 and at Oakland, 12/24) with a hamstring tear suffered in the first quarter vs. Seattle (12/10). For the season he led the team with 1,117 rushing yards on 237 carries (4.7) with seven touchdowns and a long of 60 yards (at Houston, 11/26) that went for a touchdown. Through the air, Davis caught 49 passes for 367 yards (7.5) with one touchdown and a long reception of 31. He was voted by his teammates as the club's Offensive MVP for '95, and finished second in the voting for NFL Offensive Rookie of the Year by a nationwide media panel. He garnered 16 votes, trailing only New England's Curtis Martin, who tallied 57, but was selected by Football Digest as its NFL Rookie of the Year. Davis was also voted to All-Rookie teams published by Pro Football Weekly and Football News, and was selected as a Pro Bowl alternate at running back. In 1995 Davis became the first Bronco to rush for 1,000 yards in a season since Gaston Green tallied 1,037 in 1991, and the first Broncos rookie to do so since Bobby Humphrey racked up 1,151 in 1989. He is also the lowest-drafted player in National Football League history to rush for 1,000 yards in his rookie season. The Chargers' Don Woods, who rushed for more than 1,000 in 1974, was also a sixth-round pick (by the Packers), but was selected earlier overall in the draft than Davis, the 196th pick in the 1995 draft. His season total of 1,484 total yards from scrimmage ranked fifth in the AFC and 16th in the NFL — despite missing two games — and were the most ever by a Broncos rookie. He finished third in the AFC in rushing (1,117 yards; 9th NFL) and fourth in total first downs (76; tied for 18th NFL). In the season opener vs. Buffalo, Davis started at tailback in his first professional game, carrying the ball a team-leading 20 times for 70 yards (3.5) with a long of 17, and catching two passes for nine yards (4.5) with a long of seven. He scored his first professional touchdown on a three-yard run with 3:22 remaining in the game to cap the Broncos scoring. Davis became the sixth Broncos rookie to start at tailback in a season-opener, and the first since Jeff Alexander in 1989. His statistics were the best of any of the six previous opening-day starters. Against Washington (9/17), Davis tied a Broncos' record with three touchdowns (2 rushing, 1 receiving) in a 13-carry, 68-yard performance, and caught a team-leading

FEWEST GAMES NEEDED TO REACH 1,000 YARDS IN A SINGLE SEASON

With his 207-yard rushing performance at Buffalo Oct. 26, 1997, Terrell Davis became just the sixth player in NFL history to rush for 1,000 yards in eight games or less, joining the likes of Hall of Famers Jim Brown and O.J. Simpson, as well as Eric Dickerson and Barry Sanders. Davis was also the first player since 1989 (Greg Bell, Rams) to have two 200-yard rushing performances in the same season (Barry Sanders also had two in 1997). Only Simpson (1973, three) and Houston's Earl Campbell (1980, four) have recorded more 200-yard games in the same season. Here is a look at the fastest men to 1,000:

FASTEST TO 1,000 YARDS IN A SEASON BY AN NFL RUNNING BACK

PLAYER, TEAM	YEAR	NO. OF GAMES NEEDED TO REACH 1,000	RUSHING YARDS AFTER 7 OR 8 GMS.	RUSHING YARDS FOR SEASON
1. Jim Brown, Cleve.	1958	7	1,011	1,527
2. O.J. Simpson, Buf.	1973	7	1,025	2,003
3. O.J. Simpson, Buf.	1975	7	1,005	1,817
4. Eric Dickerson, Rams	1986	8	1,030	1,821
5. Barry Sanders, Det.	1994	8	1,035	1,883
6. Terrell Davis	1997	8	1,068	1,750

FASTEST TO 1,000 YARDS IN A SEASON BY A BRONCOS RUNNING BACK

PLAYER	YEAR	NO. OF GAMES NEEDED TO REACH 1,000	RUSHING YARDS FOR SEASON
1. Terrell Davis	1997	8	1,750
2. Terrell Davis	1996	10	1,538
3. Otis Armstrong	1974	12	1,407
4. Terrell Davis	1995	13	1,117
Floyd Little	1971	13	1,133



DAVIS ONE OF FASTEST IN NFL HISTORY TO REACH 5,000 CAREER TOTAL YARDS

With his 115-yard total offense output against Oakland Nov. 24, 1997, Terrell Davis, in just his 42nd NFL game, became the fastest Broncos player ever to reach 5,000 total yards from scrimmage. He also became just the eighth player in NFL history to reach 5,000 total yards in his first three NFL seasons, and now boasts the NFL's third-highest total yardage figure after the first three years of a career:

NFL PLAYERS WITH 5,000 TOTAL YARDS IN FIRST THREE SEASONS

PLAYER TEAM	YEARS	RUSH	YARDS	TD	REC	YDS	TD	TOTAL YDS.	TD
1. E. Dickerson, Rams	1983-85	1,061	5,147	44	92	669	2	5,816	46
2. B. Sanders, Det.	1989-91	877	4,322	43	101	1,051	4	5,373	47
3. T. Davis, Den.	1995-97	951	4,405	35	127	964	3	5,369	38
4. O. Anderson, St. L.	1979-81	960	4,333	26	126	1,003	2	5,336	28
5. E. Campbell, Hou.	1978-80	1,043	5,081	45	39	189	0	5,270	45

seven passes for 61 yards. Davis registered his first 100-yard performance in his ninth professional game, rambling for 135 on 22 carries against Arizona (11/5), including a 34-yarder. Davis' 135 yards against Arizona were the most by a Broncos running back at Mile High Stadium since Dec. 8, 1974 (Otis Armstrong, 183 yards against Houston), and the most by a Bronco in any game since Sept. 29, 1991 (Gaston Green, 158 yards at Minnesota), as well as the highest single-game total by a rookie in Broncos franchise history. His 34-yard run on the second play from scrimmage was the longest of his career up to that point, and highlighted an opening drive on which he carried the ball six times for 60 yards, capped by a 5-yard TD run that put the Broncos ahead 7-0. He also caught three passes for 25 yards, with a long of 18, to give him a then-career-best 160 total yards from scrimmage. He topped that effort in Game 11 vs. San Diego (11/19) when he powered his way to 176 yards on 30 carries — the third-best rushing performance in club history at the time. It was the most yards by a Bronco since Bobby Humphrey gained 177 on 34 carries at Buffalo Sept. 30, 1990, and the most by a Bronco at Mile High, again, since Armstrong's aforementioned effort in 1974. He gained 98 yards in the first half, and also finished strong, carrying the ball six times for 53 yards on the Broncos' final drive, which was capped by a 32-yard game-winning field goal from Jason Elam with 0:02 remaining. Davis surpassed the 1,000-yard mark against Jacksonville (12/3) on his first carry of the day, a 13-yarder around left end, en route to a 21-carry, 84-yard performance. Davis strung together three 100-yard games in four outings late in the season, going for 135 vs. Arizona (11/5), 176 vs. San Diego (11/19) and 110 at Houston (11/26). His 60-yard scoring jaunt in the second quarter of the Houston game was the longest of his career, and the longest by a Bronco since 1992. He also caught a career-best seven passes for 30 yards. With his 140 total yards from scrimmage, Davis improved his season total to 1,348, surpassing Bobby Humphrey for the most total yards in a season by a Broncos rookie (Humphrey had 1,307 in 1989). Davis began training camp behind several players on the Broncos' depth chart at running back, but worked his way into the starting lineup by the final preseason game at Jacksonville (8/25/95).

COLLEGE: Davis continued a strong tradition of standout tailbacks from Georgia throughout the '80s and '90s — following in the footsteps of Herschel Walker, Rodney Hampton, Garrison Hearst

THE EXCLUSIVE 3,000-1,500-1,000 CLUB

The Broncos' John Elway, Terrell Davis, Rod Smith and Shannon Sharpe proved to be one of the best quadruple threats in the NFL during the 1997 season. The quartet combined to pull off one of the rarest feats in NFL history, and now Denver is the only franchise in league history to do so in consecutive seasons. Denver is now one of only nine teams in NFL history to produce a 3,000-yard passer, a 1,500-yard rusher and a 1,000-yard receiver in the same season. Also, the four players combined to produce a 3,000-yard passer, 1,500-yard rusher and two 1,000-yard receivers in 1997, a feat that, along with Detroit in 1995 and '97, has been accomplished only three times in NFL history:

TEAM (YEAR)	QUARTERBACK	RUNNING BACK	RECEIVER
Denver (1997)	John Elway (3,362)	Terrell Davis (1,750)	Rod Smith (1,127)
Detroit (1997)	Scott Mitchell (3,484)	Barry Sanders (2,053)	Shannon Sharpe* (1,107)
Pittsburgh (1997)	Kordell Stewart (3,020)	Jerome Bettis (1,665)	Herman Moore (1,293)
Denver (1996)	John Elway (3,328)	Terrell Davis (1,538)	Johnny Morton (1,057)
Dallas (1995)	Troy Aikman (3,304)	Emmitt Smith (1,773)	Yancey Thigpen (1,398)
Detroit (1995)	Scott Mitchell (4,338)	Barry Sanders (1,500)	Shannon Sharpe* (1,062)
Dallas (1992)	Troy Aikman (3,445)	Emmitt Smith (1,713)	Michael Irvin (1,603)
N.Y. Giants (1986)	Phil Simms (3,487)	Joe Morris (1,516)	Herman Moore (1,686)
Tampa Bay (1984)	Steve DeBerg (3,554)	James Wilder (1,544)	Brett Perriman (1,488)
			Michael Irvin (1,396)
			Mark Bavaro* (1,001)
			Kevin House (1,005)

*only list ends to account for "receiver" portion of trio.



DAVIS AMONG 100-YARD GAME LEADERS

With his 178-yard effort at San Diego Nov. 30, 1997, Terrell Davis recorded his 20th career 100-yard rushing game in just his 43rd regular season contest, making him the fifth-fastest to reach that plateau among all-time NFL running backs. Here is a look at the top five:

FEWEST GAMES NEEDED TO REACH 20 CAREER 100-YARD RUSHING GAMES

PLAYER	TEAM	CONSECUTIVE 100-YD. GMS.
1. Eric Dickerson	L.A. Rams	30
2. Earl Campbell	Houston	36
3. Jim Brown	Cleveland	37
4. Walter Payton	Chicago	42
5. Terrell Davis	Denver	43

and Tim Worley — after transferring from Long Beach State. He spent his first collegiate season playing under George Allen for the 49ers, until the program was eliminated following the 1991 season, in which Davis rushed for 262 yards and two touchdowns on 55 carries (4.8). He transferred to Georgia where he played three seasons — the first behind Garrison Hearst, who finished third in the Heisman Trophy voting in 1992. He finished his career at Georgia with 1,657 yards on 317 carries (5.2) and 15 touchdowns. Davis also caught 46 passes for 529 yards (11.5) and four touchdowns. As a senior in 1994 Davis played in eight games as a scatback and started seven. He missed three contests due to a groin injury, but still managed to lead the team with 445 yards and seven touchdowns on 97 carries (4.6 average), in addition to 31 receptions for 330 yards (10.7). He had his finest campaign as a junior when he played in all 11 games and started six at scatback, leading the team with 824 yards on 167 carries (4.9) and five touchdowns, along with 12 receptions for 161 (13.4) and three scores. Davis played behind Garrison Hearst as a sophomore in his first year at Georgia in '92, seeing action in 10 games, and finished the season with 388 yards on 53 carries (7.3) and three touchdowns, plus three receptions for 38 yards (12.7) and one score. He was a consumer economics major at Georgia.

PERSONAL: Davis was an All-CIF second-team all-league first-team selection as a senior at Lincoln Prep in San Diego, Calif., where he played six different positions, including nose guard, and also lettered in track. His No. 7 was retired by the school Tues., Jan. 20, 1998 in a ceremony attended by Davis during preparations for Super Bowl XXXII in San Diego. He is an avid Sega

TERRELL DAVIS IN THE BRONCOS' RECORD BOOKS

With his 26-carry, 178-yard performance at San Diego, Nov. 30, 1997, Terrell Davis broke his own franchise record from 1996 for most rushing yards in a season. His 214-yard total offense performance that night also broke his own franchise record for most total yards from scrimmage in a season:

BRONCOS ALL-TIME TOP FOUR SINGLE-SEASON RUSHING AND TOTAL YARDAGE LEADERS

RUSHING					TOTAL YARDAGE				
PLAYER	YEAR	Yds	ATT	TD	PLAYER	YEAR	Yds	RUSH	TD
1. Terrell Davis	1997	1,750	369	15	1. Davis	1997	2,037	1,750	287
2. Terrell Davis	1996	1,538	345	13	2. Davis	1996	1,848	1,538	310
3. Otis Armstrong	1974	1,407	263	9	3. Armstrong	1974	1,812	1,407	405
4. Bobby Humphrey	1990	1,202	288	7	4. Davis	1995	1,484	1,117	367

*also franchise single-season records

BRONCOS ALL-TIME SINGLE-SEASON TOUCHDOWN LEADERS, TOTAL AND RUSHING

PLAYER	TOTAL TDs	PLAYER	RUSHING TDs
1. Terrell Davis, 1997	15	1. Terrell Davis, 1997	15
Terrell Davis, 1996	15	2. Terrell Davis, 1996	13
2. Anthony Miller, 1995	14	3. Floyd Little, 1973	12
Sammy Winder, 1986	14	4. Jon Keyworth, 1974	10

Davis' 215-yard rushing performance against Cincinnati Sept. 21, 1997 not only set a personal high for him, but also broke his own team record of 194 yards in a game (10/20/96 vs. Baltimore). He added a 207-yard effort at Buffalo on Oct. 26, 1997, and now has the top three rushing marks — and 6 of the top 8 — for a game in franchise history. Davis registered a franchise-best 236 total yards from scrimmage in that Buffalo contest, and also set the new standard for carries in a game (42):

BRONCOS ALL-TIME TOP FIVE SINGLE-GAME RUSHING AND TOTAL YARDAGE LEADERS

RUSHING					TOTAL YARDAGE				
PLAYER, OPP. (DATE)	ATT	Yds	TD		PLAYER, OPP. (DATE)	Yds	RUSH	REC	TD
1. Terrell Davis vs. Cin. (9/21/97)	27	215	1		1. Davis at Buf. (10/26/97)	236	207	29	1
2. Terrell Davis at Buf. (10/26/97)	42	207	1		2. Davis vs. Cin. (9/21/97)	228	215	13	1
3. Terrell Davis vs. Balt. (10/20/96)	28	194	2		3. Davis at S.D. (11/30/97)	214	178	36	1
4. Otis Armstrong vs. Hou. (12/8/74)	31	183	3		4. Davis vs. Balt. (10/20/96)	213	194	19	2
5. Terrell Davis at S.D. (11/30/97)	26	178	1		5. Davis at N.E. (11/17/96)	210	156	54	3

TOPPING THE CENTURY MARK — AGAIN AND AGAIN

Terrell Davis' 157-yard rushing performance in Super Bowl XXXII vs. Green Bay marked the fourth time in his young career that he has tied the franchise record for consecutive 100-yard games (4). It was his first such streak in the postseason, following three in the regular season (including two in 1997). The record is also shared by Otis Armstrong (1974) and Bobby Humphrey (1990):

MOST CONSECUTIVE 100-YARD RUSHING GAMES BY A BRONCO

PLAYER, YEAR	100-YARD GMS.	DATE, OPPONENT (YARDS)
Terrell Davis, 1997-98*	4	12/27 vs. Jax. (184); 1/4 at K.C. (101); 1/11 at Pitt. (139); 1/25 vs. G.B. (157)
Terrell Davis, 1997	4	10/26 at Buf. (207); 11/2 vs. Sea. (101); 11/9 vs. Car. (104); 11/16 at K.C. (127)
Terrell Davis, 1997	4	8/31 vs. K.C. (101); 9/7 at Seattle (107); 9/14 vs. St. Louis (103); 9/21 vs. Cin. (215)
Terrell Davis, 1996	4	9/8 at Sea. (111); 9/15 vs. T.B. (137); 9/22 at K.C. (141); 9/29 at Cin. (112)
Bobby Humphrey, 1990	4	9/16 vs. K.C. (132); 9/23 vs. Sea. (129); 9/30 at Buf. (177); 10/8 vs. Cleve. (106)
Otis Armstrong, 1974	4	11/24 at Oak. (146); 11/28 at Det. (144); 12/8 vs. Hou. (183); 12/15 at S.D. (142)

*denotes postseason streak

video game player who particularly enjoys playing Madden Football '99. Davis was presented with a 1997 ESPY Award for Best Performance Under Pressure, in recognition of his record-breaking exploits in Super Bowl XXXII. During the 1997 season he also made appearances on The Late Show with David Letterman, and made post-Super Bowl appearances on The Tonight Show with Jay Leno, Live with Regis and Kathy Lee and the WB network sitcom *Sister, Sister*. In January, 1998, Davis — a life-long sufferer of migraine headaches — signed an agreement with New York-based Novartis Pharmaceuticals Corp. to endorse the company's Migranal nasal spray, which he used during the Super Bowl to combat the onset of a migraine. Part of the deal also calls for the establishment of the Terrell Davis Foundation for Migraine Education and Treatment. Davis makes his home in Aurora, Colo. He was born Oct. 28 1972, in San Diego, Calif.

DAVIS' REGULAR SEASON RECORD

		RUSHING							RECEIVING							SCORING				
Year	Club	G	S	No.	Yds.	Avg.	LG	TD	No.	Yds.	Avg.	LG	TD	TD	TDr	Tdp	TDr	2pt	Pts.	
1995	Denver	14	14	237	1,117	4.7	60t	7	49	367	7.5	31	1	8	7	1	0	0	48	
1996	Denver	16	16	345	1,538	4.5	71t	13	36	310	8.6	23	2	15	13	2	0	0	90	
1997	Denver	15	15	369	1,750	4.7	50t	15	42	287	6.8	25	0	15	15	0	0	3	96	
CAREER TOTAL		45	45	951	4,405	4.6	71t	35	127	964	7.6	31	3	38	35	3	0	3	234	

DAVIS' POSTSEASON RECORD

		RUSHING							RECEIVING							SCORING				
Year	Club	G	S	No.	Yds.	Avg.	LG	TD	No.	Yds.	Avg.	LG	TD	TD	TDr	TDP	TDrT	2pt	Pts.	
1996	Denver	1	1	14	91	6.5	47	1	7	24	3.4	6	0	1	1	0	0	1	8	
1997	Denver	4	4	112	581	5.2	59	8	8	38	4.8	17	0	8	8	0	0	0	48	
CAREER TOTAL		5	5	126	672	5.3	59	9	15	62	4.1	17	0	9	9	0	0	1	56	

DAVIS' SINGLE-GAME HIGHS

(Postseason in parenthesis)

Most rushes — 42 at Buffalo, 10/26/97 (31 vs. Jacksonville, 12/27/97). **Most rushing yards** — 215 vs. Cincinnati, 9/21/97 (184 vs. Jacksonville, 12/27/97). **Longest rush** — 71 yards (TD) vs. Baltimore, 10/20/96 (59 vs. Jacksonville, 12/27/97). **Most rushing TDs** — 3 vs. Oakland, 11/24/97 (3 vs. Green Bay, 1/25/98). **Most receptions** — 7 at Oakland, 10/19/97; at Houston, 11/26/95 and vs. Washington, 9/17/95 (7 vs. Jacksonville, 1/4/97). **Most receiving yards** — 70 at Oakland, 10/19/97 (24 vs. Jacksonville, 1/4/97). **Longest reception** — 31 yards at New England, 10/8/95 (17 at Kansas City, 1/4/98). **Most receiving TDs** — 1, three times; most recently at Minnesota, 11/24/96. **Most total yards** — 236 (207 rushing/29 receiving) at Buffalo, 10/26/97 (195 (184 rushing/11 receiving) vs. Jacksonville, 12/27/97). **Most total TDs** — 3 vs. Oakland (3 rush.), 10/26/97; at New England (2 rush/1 rec.), 11/17/96 and vs. Washington (2 rush/1 rec.), 9/17/95 (3 vs. Green Bay (3 rush.), 1/25/98).

TERRELL DAVIS' 44 CAREER RUSHING TOUCHDOWNS (35 REG. SEASON / 9 POSTSEASON)

BY YARDAGE	REGULAR SEASON	POST-SEASON	BY QUARTER	REGULAR SEASON	POST-SEASON	TOUCHDOWNS BY GAME
70-79 yards:	1	0	1st quarter	13	3	1 game with three touchdowns (one more in postseason)
60-69 yards:	2	0	2nd quarter	12	2	6 games with two touchdowns (2 more in postseason)
50-59 yards:	1	0	3rd quarter	4	1	20 games with one touchdown (2 more in postseason)
40-49 yards:	0	0	4th quarter	6	3	
30-39 yards:	0	0	Overtime	0	0	
20-29 yards:	0	0				
10-19 yards:	4	0	BY HALF			
5-9 yards:	7	2	First Half	25	5	
4 yards:	2	0	Second Half	10	4	
3 yards:	6	0	Overtime	0	0	
2 yards:	5	2				
1 yard:	7	1				

DAVIS CARRIES STRING OF FOUR STRAIGHT POSTSEASON 100-YARD GAMES INTO 1998

Terrell Davis enters the 1998 season riding a streak of four straight 100-yard rushing performances in postseason play, tying Thurman Thomas for second place all-time:

MOST CONSECUTIVE 100-YARD POSTSEASON GAMES

PLAYER	TEAM	YEAR(S)	CONSECUTIVE 100-YD. GMS.
1. John Riggins	Washington	1982-83	6
2. Terrell Davis	Denver	1997	4
Thurman Thomas	Buffalo	1990-91	4

DAVIS' REGULAR SEASON TOP FIVE

(1997 Performances Boldfaced; * indicates franchise record)

YARDS RUSHING

215* — vs. Cincinnati, 9/21/97 (27 att., TD)
207 — at Buffalo, 10/26/97 (42 att., TD)
194 — vs. Baltimore, 10/20/96 (28 att., 2TD)
178 — at San Diego, 11/30/97 (26 att., TD)
176 — vs. San Diego, 10/6/95 (30 att., TD)

YARDS RECEIVING

70 — at Oakland, 10/19/97 (7 rec.)
61 — vs. Washington, 9/17/95 (7 rec., TD)
56 — at New England, 11/17/96 (4 rec., TD)
54 — at New England, 10/8/95 (5 rec.)
42 — vs. San Diego, 10/6/96 (6 rec.)

TOTAL YARDS FROM SCRIMMAGE

236* — at Buffalo, 10/26/97 (207 rush, 29 rec)
228 — vs. Cincinnati, 9/21/97 (215 rush, 13 rec)
214 — at San Diego, 11/30/97 (178 rush, 36 rec)
213 — vs. Baltimore, 10/20/96 (194 rush, 19 rec)
210 — at New England, 11/17/96 (154 rush, 56 rec)

RUSHING ATTEMPTS

42* — at Buffalo, 10/26/97 (207 yds., TD)
32 — vs. New England, 10/6/97 (171 yds., 2TD)
32 — at New England, 11/17/96 (154 yds., 2TD)
30 — vs. San Diego, 10/6/95 (176 yds., TD)
28 — vs. Baltimore, 10/20/96 (194 yds., 2TD)
28 — at Seattle, 9/8/96 (111 yds.)

RECEPTIONS

7 — at Oakland, 10/19/97 (70 yds.)
7 — at Houston, 11/26/95 (30 yds.)
7 — vs. Washington, 9/17/95 (61 yds., TD)
6 — at Minnesota, 11/24/96 (37 yds., TD)
6 — vs. San Diego, 10/6/96 (42 yds.)
6 — vs. Seattle, 11/2/97 (17 yds.)

LONGEST RUNS FROM SCRIMMAGE

71t — vs. Baltimore, 10/20/96 (28-194, 2TD)
65t — at Kansas City, 9/22/96 (19-141, 2TD)
60t — at Houston, 11/26/95 (19-110, TD)
50t — vs. Cincinnati, 9/21/97 (27-215, TD)
36 — at Philadelphia, 11/12/95 (14-85)
34 — vs. New England, 10/6/97 (32-171, 2TD)
34 — vs. Cincinnati, 9/21/97 (27-215, TD)
34 — vs. Arizona, 11/5/95 (22-135, TD)

DAVIS' POSTSEASON TOP FIVE

(1997 Performances Boldfaced; * indicates franchise postseason record)

YARDS RUSHING

184* — vs. Jacksonville, 12/27/97 (31 att., 2TD)
157 — vs. Green Bay, 1/25/98 (30 att., 3TD)
139 — at Pittsburgh, 1/11/98, (26 att., TD)
101 — at Kansas City, 1/4/98 (25 att., 2TD)
91 — vs. Jacksonville, 1/4/97 (14 att., TD)

YARDS RECEIVING

24 — vs. Jacksonville, 1/4/97 (7 rec.)
17 — at Kansas City, 1/4/98 (1 rec.)
11 — vs. Jacksonville, 12/27/97 (4 rec.)
8 — vs. Green Bay, 1/25/98 (2 rec.)
2 — at Pittsburgh, 1/11/98 (1 rec.)

TOTAL YARDS FROM SCRIMMAGE

195* — vs. Jacksonville, 12/27/97 (184 rush, 11 rec)
165 — vs. Green Bay, 1/25/98 (157 rush, 8 rec)
141 — at Pittsburgh, 1/11/98 (139 rush, 2 rec)
118 — at Kansas City, 1/4/98 (101 rush, 17 rec)
115 — vs. Jacksonville, 1/4/97 (91 rush, 24 rec)

RUSHING ATTEMPTS

31* — vs. Jacksonville, 12/27/97 (184 yds., 2TD)
30 — vs. Green Bay, 1/25/98 (157 yds., 3TD)
26 — at Pittsburgh, 1/11/98 (139 yds., TD)
25 — at Kansas City, 1/4/98 (101 yds., 2TD)
14 — vs. Jacksonville, 1/4/97 (91 yds., TD)

RECEPTIONS

7 — vs. Jacksonville, 1/4/97 (24 yds.)
4 — vs. Jacksonville, 12/27/97 (11 yds.)
2 — vs. Green Bay, 1/25/98 (8 yds.)
1 — at Kansas City, 1/4/98 (17 yds.)
1 — at Pittsburgh, 1/11/98 (2 yds.)

LONGEST RUNS FROM SCRIMMAGE

59* — vs. Jacksonville, 12/27/97 (31-184, 2TD)
47 — vs. Jacksonville, 1/4/97 (14-91)
43 — at Pittsburgh, 1/11/98 (26-139, TD)
41 — at Kansas City, 1/4/98 (25-101, 2TD)
27 — vs. Green Bay, 1/25/98 (30-157, 3TD)

100 YARDS IN A HALF

Even more remarkable than Terrell Davis' 20 100-yard games is his list of 100-yard halves, which stands at six after his first three years in the league:

100-YARD HALVES BY TERRELL DAVIS

DATE	OPPONENT	YARDS	HALF	FINAL TOTAL
Sept. 21, 1997	vs. Cincinnati*	130	2nd	215
Sept. 22, 1996	at Kansas City	130	1st	141
Oct. 26, 1997	at Buffalo	124	1st	207
Oct. 20, 1996	vs. Baltimore	118	1st	194
Oct. 6, 1997	vs. New England	114	2nd	171
Nov. 16, 1997	at Kansas City	108	1st	127

*Davis notched his only career 100-yard quarter in this contest, racking up 106 in the fourth.

TERRELL DAVIS CAREER GAME-BY-GAME

(Davis has started all 45 games; Denver victories asterisked)

1995												
RUSHING						RECEIVING						SCORING
Date	Opponent	No.	Yds.	Avg.	LG	TD	No.	Yds.	Avg.	LG	TD	2pt. Pts.
Sep 3	vs. Buffalo*	20	70	3.5	17	1	2	9	4.5	7	0	0 6
Sep 10	at Dallas	11	61	5.5	21	0	3	26	8.7	17	0	0 0
Sep 17	vs. Washington*	13	68	6.2	9	2	7	61	8.7	16	1	0 18
Sep 24	at San Diego	7	27	3.9	13	0	4	36	9.0	22	0	0 0
Oct 1	at Seattle	16	61	4.1	31	0	3	24	8.0	15	0	0 0
Oct 8	at New England*	24	97	4.0	32	1	5	54	10.8	31	0	0 6
Oct 16	vs. Oakland*	18	34	1.9	12	0	5	25	5.0	9	0	0 0
Oct 22	vs. Kansas City	18	69	3.8	12	0	5	39	7.8	12	0	0 0
Nov 5	vs. Arizona*	22	135	6.1	34	1	3	25	8.3	18	0	0 6
Nov 12	at Philadelphia	14	85	6.1	36	0	2	6	3.0	9	0	0 0
Nov 19	vs. San Diego*	30	176	5.9	19	1	2	20	10.0	13	0	0 6
Nov 26	at Houston	19	110	5.8	60	1	7	30	4.3	11	0	0 6
Dec 3	vs. Jacksonville*	21	84	4.0	13	0	1	12	12.0	12	0	0 0
Dec 10	vs. Seattle	5	40	8.0	28	0	0	0	0.0	0	0	0 0
Dec 17	at Kansas City											
Dec 24	at Oakland*											

1995 Regular Season Totals 237 1,117 4.7 60t 7 49 367 7.5 31 1 0 48
 ΔHamstring injury

1996												
RUSHING						RECEIVING						SCORING
Date	Opponent	No.	Yds.	Avg.	LG	TD	No.	Yds.	Avg.	LG	TD	2pt. Pts.
Sep 1	vs. N.Y. Jets*	19	72	3.8	10	1	3	23	7.7	10	0	0 6
Sep 8	at Seattle*	28	111	4.0	17	0	3	37	12.3	13	0	0 0
Sep 15	vs. Tampa Bay*	22	137	6.2	18	1	4	23	5.8	9	0	0 6
Sep 22	at Kansas City	19	141	7.4	65t	2	0	0	0.0	0	0	0 12
Sep 29	at Cincinnati*	24	112	4.7	19	0	0	0	0.0	0	0	0 0
Oct 6	vs. San Diego*	17	50	2.9	8	0	6	42	7.0	12	0	0 0
Oct 20	vs. Baltimore*	28	194	6.9	71t	2	3	19	6.3	10	0	0 12
Oct 27	vs. Kansas City*	21	77	3.7	25	0	1	22	22.0	22	0	0 0
Nov 4	at Oakland*	19	85	4.5	16	0	1	17	17.0	17	0	0 0
Nov 10	vs. Chicago*	21	76	3.6	25	1	2	10	5.0	9	0	0 6
Nov 17	at New England*	32	154	4.8	15	2	4	56	14.0	23	1	0 18
Nov 24	at Minnesota*	19	68	3.6	13	1	6	37	6.2	9	1	0 12
Dec 1	vs. Seattle*	26	106	4.1	16	1	2	15	7.5	10	0	0 6
Dec 8	at Green Bay	14	54	3.9	10	0	0	0	0.0	0	0	0 0
Dec 15	vs. Oakland*	27	80	3.0	12	1	0	0	0.0	0	0	0 6
Dec 22	at San Diego	9	21	2.3	13	1	1	9	9.0	9	0	0 6

1996 Regular Season Totals 345 1,538 4.5 71t 13 36 310 8.6 23 2 0 90
 Jan 4 vs. Jacksonville†

1996 Postseason Totals 14 91 6.5 47 1 7 24 3.4 6 0 0 6
 †AFC Divisional Playoff

1997												
RUSHING						RECEIVING						SCORING
Date	Opponent	No.	Yds.	Avg.	LG	TD	No.	Yds.	Avg.	LG	TD	2pt. Pts.
Aug 31	vs. Kansas City*	26	101	3.9	16	1	3	14	4.7	7	0	0 6
Sep 7	at Seattle*	21	107	5.1	14	1	0	0	0.0	0	0	0 6
Sep 14	vs. St. Louis*	21	103	4.9	12	0	1	4	4.0	4	0	0 0
Sep 21	vs. Cincinnati*	27	215	8.0	50t	1	2	13	6.5	8	0	0 6
Sep 28	at Atlanta*	23	79	3.4	13t	1	0	0	0.0	0	0	2 10
Oct 6	vs. New England*	32	171	5.3	34	2	2	7	3.5	4	0	0 12
Oct 19	at Oakland	23	85	3.7	19	2	7	70	10.0	17	0	1 14
Oct 26	at Buffalo*	42	207	4.9	29	1	5	29	5.8	25	0	0 6
Nov 2	vs. Seattle*	21	101	4.8	19	0	6	17	2.8	10	0	0 0
Nov 9	vs. Carolina*	21	104	5.0	14	0	1	12	12.0	12	0	0 0
Nov 16	at Kansas City	34	127	3.7	18	0	2	13	6.5	7	0	0 0
Nov 24	vs. Oakland*	21	69	3.3	19t	3	4	46	11.5	17	0	0 18
Nov 30	at San Diego*	26	178	6.8	24	1	4	36	9.0	16	0	0 6
Dec 7	at Pittsburgh	21	75	3.6	8	1	3	26	8.7	23	0	0 6
Dec 15	at San Fran.	10	28	2.8	7	1	2	0	0.0	1	0	0 6
Dec 21	vs. San Diego*											

1997 Regular Season Totals 369 1,750 4.7 50t 15 42 287 6.8 25 0 3 96
 Dec 27 vs. Jacksonville*Δ

Jan 4 at Kansas City†

Jan 11 at Pittsburgh*§

Jan 25 vs. Green Bay*Ω

1997 Postseason Totals 112 581 5.2 59 8 8 38 4.8 17 0 0 48
 ΔAFC Wild Card Playoff; †AFC Divisional Playoff; §AFC Championship Game; ΩSuper Bowl XXXII

TERRELL DAVIS VS. THE NFL

(Regular season only)

RUSHING						RECEIVING						
G/S	Att.	Yds.	Avg.	LG	TD	100 Yds.	Rec.	Yds.	Avg.	LG	TD	
Kansas City	5/5	118	515	4.4	65t	3	3	11	88	8.0	22	0
Oakland	5/5	108	353	3.3	19t	6	0	17	158	9.3	17	0
San Diego	5/5	89	452	5.1	24	3	2	17	143	8.4	22	0
Seattle	6/6	116	526	4.5	31	2	4	14	93	6.6	15	0
AFC West	21/21	431	1,846	4.3	65t	14	9	59	482	8.2	22	0
Baltimore	1/1	28	194	6.9	71t	2	1	3	19	6.3	10	0
Cincinnati	2/2	51	327	6.4	50t	1	2	2	13	6.5	8	0
Tennessee/Houston	1/1	19	110	5.8	60t	1	1	7	30	4.3	11	0
Jacksonville	1/1	21	84	4.0	13	0	0	1	12	12.0	12	0
Pittsburgh	1/1	21	75	3.6	8	1	0	3	26	8.7	23	0
AFC Central	6/6	140	790	5.6	71t	5	4	16	100	6.3	23	0
Buffalo	2/2	62	277	4.5	29	2	1	7	38	5.4	25	0
Indianapolis	0/0	0	0	0.0	0	0	0	0	0	0.0	0	0
Miami	0/0	0	0	0.0	0	0	0	0	0	0.0	0	0
New England	3/3	88	422	4.8	34	5	2	11	117	10.6	31	1
N.Y. Jets	1/1	19	72	3.8	10	1	0	3	23	7.7	10	0
AFC East	6/6	169	771	4.6	34	8	3	21	178	8.5	31	1
AFC Totals	33/33	740	3,407	4.6	71t	27	16	96	760	7.9	31	1
Atlanta	1/1	23	79	3.4	13t	1	0	0	0	0.0	0	0
Carolina	1/1	21	104	5.0	14	0	1	1	12	12.0	12	0
New Orleans	0/0	0	0	0.0	0	0	0	0	0	0.0	0	0
St. Louis	1/1	21	103	4.9	12	0	1	1	4	4.0	4	0
San Francisco	1/1	10	28	2.8	7	1	0	2	0	0.0	1	0
NFC West	4/4	75	314	4.2	14	2	2	4	16	4.0	12	0
Chicago	1/1	21	76	3.6	25	1	0	2	10	5.0	9	0
Detroit	0/0	0	0	0.0	0	0	0	0	0	0.0	0	0
Green Bay	1/1	14	54	3.9	10	0	0	0	0	0.0	0	0
Minnesota	1/1	19	68	3.5	13	1	0	6	37	6.2	9	1
Tampa Bay	1/1	22	137	6.2	18	1	1	4	23	5.8	9	0
NFC Central	4/4	76	335	4.4	25	3	1	12	70	5.8	9	1
Arizona	1/1	22	135	6.1	34	1	1	3	25	8.3	18	0
Dallas	1/1	11	61	5.5	21	0	0	3	26	8.7	17	0
N.Y. Giants	0/0	0	0	0.0	0	0	0	0	0	0.0	0	0
Philadelphia	1/1	14	85	6.1	36	0	0	2	6	3.0	9	0
Washington	1/1	13	68	5.2	9	2	0	7	61	8.7	16	1
NFC East	4/4	60	349	5.8	36	3	1	15	118	7.9	18	1
NFC Totals	12/12	211	998	4.7	36	8	4	31	204	6.6	18	2
NFL Totals	45/45	951	4,405	4.6	71t	35	20	127	964	7.6	31	3
Home	23/23	497	2,332	4.7	71t	19	11	65	458	7.0	22	1
Road	22/22	454	2,073	4.6	65t	16	9	62	506	8.2	31	2
Grass	34/34	714	3,329	4.7	71t	29	15	95	749	7.9	31	2
Turf	11/11	237	1,076	4.5	60t	6	5	32	215	6.7	25	1
Outdoors	39/39	826	3,869	4.7	71t	31	17	108	836	7.7	31	2
Domes	6/6	125	536	4.3	60t	4	3	19	128	6.7	15	1
Sundays	40/40	851	4,018	4.7	71t	29	19	113	869	7.7	31	3
Monday	5/5	100	387	3.9	34	6	1	14	95	6.8	17	0
Wins	31/31	732	3,637	5.0	71t	27	17	88	685	7.8	31	3
Losses	14/14	219	768	3.5	65t	8	3	39	279	7.2	23	0
August	1/1	26	101	3.9	16	1	1	3	14	4.7	7	0
September	13/13	255	1,303	5.1	65t	10	7	29	232	8.0	22	1
October	10/10	238	1,045	4.4	71t	8	3	42	331	7.9	31	0
November	13/13	299	1,468	5.0	60t	11	8	44	325	7.4	23	2
December	8/8	133	488	3.7	28	5	1	9	62	6.9	23	0

TERRELL DAVIS' 100-YARD RUSHING GAMES (24)

*denotes Broncos win (Broncos are 17-3 in the regular season and 4-0 in the postseason when Davis rushes for 100 or more yards.)

Date	Opponent	Att.	Yds.	Avg.	LG	TD	Notes
11/5/95	vs. Arizona*	22	135	6.1	34	1	First career 100-yard game
11/19/95	vs. San Diego*	30	176	5.9	19	1	Most rushing yards by a rookie in franchise history
11/26/95	vs. at Houston	19	110	5.8	80t	1	60-yard TD longest run by a Broncos rookie
9/8/96	at Seattle*	28	111	4.0	17	0	First of franchise-record-tying four straight 100-yd. games
9/15/96	vs. Tampa Bay*	22	137	6.2	18	1	160 yards total offense despite migraine headache
9/22/96	at Kansas City	19	141	7.4	65t	2	130 rushing yards in first half
9/29/96	at Cincinnati†	24	112	4.7	19	0	Tied franchise record with fourth straight 100-yd. game
10/20/96	vs. Baltimore*	28	194	6.9	71t	2	Franchise record for rushing yds. this longest carry (71t)
11/17/96	at New England*	32	154	4.8	15	2	Three TDs (ties franchise high); 210 total yds. (record)
12/1/96	vs. Seattle*	26	106	4.1	16	1	5-yd. TD capped scoring as Broncos clinched AFC West
8/31/97	vs. Kansas City*	26	101	3.9	16	1	First career 100-yard game in Week One of a season
9/7/97	at Seattle*	21	107	5.1	14	1	22nd career rushing TD, tied for fifth on franchise list
9/14/97	vs. St. Louis*	21	103	4.9	12	0	Third straight 100-yard game to open season
9/21/97	vs. Cincinnati†	27	215	8.0	50t	1	Broncos all-time single-game rushing high
10/6/97	vs. New England*	32	171	5.3	34	2	Sixth-fastest in NFL history to register 15 100-yd. games
10/26/97	at Buffalo*	42	207	4.9	29	1	Franchise records for carries (42) and total yards (236)
11/2/97	vs. Seattle*	21	101	4.8	19	0	Seventh 100-yard game of season to tie team record
11/9/97	vs. Carolina*	21	104	5.0	14	0	New franchise record for 100-yd. games in a season (6)
11/16/97	at Kansas City	34	127	3.7	18	0	4,000 career rush. yds.; fourth-fastest in NFL history
11/30/97	at San Diego*	26	178	6.8	24	1	New franchise records for single season yds. & attempts
12/27/97	vs. Jacksonville*Δ	31	184	5.9	59	2	Broncos postseason records for yds., att. and long run
1/4/98	at Kansas City†	25	101	4.0	41	2	Tied franchise postseason TD mark for 2nd straight week
11/1/98	at Pittsburgh*§	26	139	5.3	43	1	Broke franchise postseason rushing mark
1/25/98	vs. Green Bay*Ω	30	157	5.2	27	3	Super Bowl MVP; Super Bowl-record 3 rushing TDs

ΔAFC Wild Card Playoff; †AFC Divisional Playoff; §AFC Championship Game; ΩSuper Bowl XXXII



DAVID DIAZ-INFANTE

GUARD

6-3 • 296 • 4TH YR. • SAN JOSE STATE

BORN: March 31, 1964 in San Jose, Calif.

HIGH SCHOOL: Bellarmine Prep High School, San Jose, Calif.

RESIDES: Parker, Colo.

ACQUIRED: Free Agent, 1995

PRO YEAR: 4th • YEAR WITH BRONCOS: 4th

NFL GAMES PLAYED/STARTED: 28/9

63

David Diaz-Infante epitomizes resiliency in pro football. After spending the first nine seasons of his career establishing himself with stints in the NFL, the World League and the Canadian Football League, Diaz-Infante finally got a chance for some valuable playing time in both 1996 and 1997, and showed that some players bloom later than others. In 1998 he will have a chance to take the final step on his arduous journey, entering training camp as the top contender to replace Brian Habib at right guard for the Broncos. Diaz-Infante, believed to be the oldest player to ever start his first NFL game (32 years of age at Minnesota, 11/24/96), has now played in 28 NFL games (nine starts). He was the Broncos' key backup on the offensive line in 1997, subbing for both Habib and Mark Schlereth at both guard spots when needed and snapping on all field goal and extra point attempts. His only prior playing experience in the NFL before joining the Broncos in 1995 was a three-game replacement stint with the San Diego Chargers during the 1987 players strike. From 1993-94 he played in the Canadian Football League with the Sacramento Gold Miners after having spent two seasons (1991-92) in the World League with the Frankfurt Galaxy.

1997: Diaz-Infante saw action in all 16 games and started seven. He took over for Mark Schlereth at left guard for the final five games of the season while Schlereth recovered from back surgery, after having started two earlier games at right guard in place of the injured Brian Habib (vs. Seattle, 11/2; vs. Carolina, 11/9). His other action came primarily on special teams and as a reserve on the offensive line. Diaz-Infante's most extensive action prior to his first start came at Buffalo (10/26) when he replaced Habib at right guard for more than three quarters after Habib left the game with back spasms. Diaz-Infante also handled the long-snapping duties on field goals and PATs throughout the season. **Postseason:** Diaz-Infante saw action on special teams in all four postseason games as the long snapper for field goals and PATs. He also saw action on the offensive line in Denver's 42-17 Wild Card win over Jacksonville (12/27/97).

1996: Diaz-Infante played in nine games and started two (at Minnesota, 11/24 and at San Diego, 12/22) at left guard in place of Mark Schlereth (knee). His start at Minnesota was the first of his NFL career, possibly making him the oldest first-time starter in modern NFL history, at age 33. He was active but did not play in the other seven games. Prior to his first start, Diaz-Infante's most extensive action of the season came at Cincinnati (9/29) when he replaced an injured Schlereth at left guard early in the first quarter. He also took Schlereth's place for the second half at New

England (11/17). In Denver's AFC Divisional Playoff Game vs. Jacksonville Diaz-Infante was active but did not play. **1995:** Diaz-Infante spent the season on the Broncos' practice squad after being signed by the club March 30. **1994:** Diaz-Infante was nominated for CFL Offensive Lineman of the Year while playing for Sacramento. **1993:** Diaz-Infante started the season in the San Francisco 49ers training camp, but was released before the season. He then signed with Sacramento of the CFL where he played the entire season. **1992:** Diaz-Infante played for the Frankfurt Galaxy of the World League. **1991:** Diaz-Infante played for the Frankfurt Galaxy of the World League. **1990:** Diaz-Infante was not with any team. **1989:** Diaz-Infante began the season in the Los Angeles Rams' training camp but was injured and released. **1988:** Diaz-Infante was in camp with the Rams but was released during the last week of preseason camp. **1987:** Diaz-Infante made his NFL debut by playing in all three replacement games for the San Diego Chargers.

COLLEGE: Diaz-Infante played his college ball at San Jose State, where he was an honorable mention Associated Press. All-American, a first-team all-conference pick (UPI and PCAA) and a four-year letterwinner. He was a social science major at SJSU.

PERSONAL: David and his wife, Audra, have a son, Danté Antonio (10/3/97), and make their home in Parker, Colo. Diaz-Infante joined Broncos offensive linemen Tony Jones and Mark Schlereth for an appearance on NBC's Late Night with Conan O'Brien show in late January 1998, days after the Broncos' Super Bowl victory over Green Bay. David attended San Jose's Bellarmine Prep where he was the conference Lineman of the Year in 1981. He was born March 31, 1964 in San Jose, Calif.

DIAZ-INFANTE'S REGULAR SEASON RECORD

Year	Club	G	S
1987	San Diego	3	0
1991	Frankfurt (WLAF)		
1992	Frankfurt (WLAF)		
1993	Sacramento (CFL)		
1994	Sacramento (CFL)		
1995	Denver	PRACTICE SQUAD	
1996	Denver	9	2
1997	Denver	16	7
CAREER TOTAL		28	9

DIAZ-INFANTE'S POSTSEASON RECORD

Year	Club	G	S
1997	Denver	4	0
CAREER TOTAL		4	0



DEDRICK DODGE

SAFETY

6-2 • 187 • 7TH YR. • FLORIDA STATE

BORN: June 14, 1967 in Neptune, N.J.

HIGH SCHOOL: Mulberry High School, Mulberry, Fla.

RESIDES: Orlando, Fla.

ACQUIRED: Free Agent, 1997

PRO YEAR: 7th • YEAR WITH BRONCOS: 2nd

NFL GAMES PLAYED/STARTED: 88/5

33

Dedrick Dodge was acquired by the Broncos during the 1997 offseason and he provided valuable depth to the Broncos' secondary, filling in for seven-time Pro Bowler Steve Atwater when called upon and performing at a superb level on special teams, helping lead Denver to its first Super Bowl championship. The Broncos' victory in Super Bowl XXXII placed Dodge in a distinguished group of just 30 players in NFL history to win Super Bowls with two different teams, his first having come with San Francisco in Super Bowl XXIX. Additionally, he is one of just 13 players to win titles in each conference. Dodge has now played in 88 regular season games (five starts) in his six-year career and made 103 tackles (90 solo), including one sack (-8), intercepted five passes and knocked down 15 others. He has also played in nine postseason contests and recorded eight tackles (6 solo). Dodge entered the league in 1990 as an undrafted free agent with Seattle.

1997: Dodge played in all 16 games and started one (vs. Cincinnati, 9/21) at free safety in place of an injured Steve Atwater. For the year Dodge recorded seven tackles (6 solo) on defense and added nine more plus a fumble recovery on special teams. He finished with five tackles (four solo) against the Bengals in Denver's 38-20 victory. He had played much of the fourth quarter at free safety the week before against St. Louis after Atwater went out of the game with an injured shoul-



der. The special teams fumble recovery came in the first quarter at San Francisco (12/15) when the 49ers Iheanyi Uwaezuoke fumbled a punt at the 49ers' 8-yard line, and Dodge pounced on the ball at the six, setting up Denver's first touchdown. **Postseason:** Dodge played in all four post-season contests on special teams, registering two tackles (both in Super Bowl XXXII against Green Bay). With Denver's 31-24 win over the Packers, Dodge became just one of 30 players who have won a Super Bowl with two different teams (San Francisco, 1994), and one of 13 to win one in each conference.

1996: Dodge played in all 16 games (three starts) with the 49ers, registering 29 tackles (21 solo), six passes defended and three interceptions (27 yards). He also had one assisted tackle in two postseason contests. His starts came vs. Atlanta (9/29), at Atlanta (12/2) and against Carolina (12/8). Dodge had two assisted tackles and made a key interception late in the fourth quarter against Cincinnati (10/20) to set up the 49ers' game-winning score. He also returned an interception 26 yards and recorded two tackles and a pass defended at New Orleans (11/3). Dodge had five tackles, an interception and a pass defended in a start at Atlanta (12/2). In the postseason, he had one assisted tackle in San Francisco's 35-14 NFC Divisional Playoff loss at Green Bay (1/4/97). **1995:** Dodge played in all 16 regular season games and one playoff contest. He started one game (vs. Atlanta, 9/10) and had the best statistical season of his career with 24 tackles (all solos), an interception and five passes defended. The aforementioned start was the first of Dodge's career and he responded with two solo tackles while being in on every defensive play. At St. Louis he intercepted Chris Miller on the game's third play from scrimmage and returned it 13 yards to set up the 49ers' first touchdown in a 44-10 rout as the two teams battled for first place in the NFC West. Dodge also had three solo stops and a pass defended against the Rams. He forced a fumble with one of his two solo tackles at Miami on Monday Night Football (11/20) in a 44-20 victory, and notched three tackles (all solo) and a pass defended in the rematch with St. Louis (11/26). He had a big game in San Francisco's NFC Divisional Playoff loss to Green Bay (1/6/96), registering three solo tackles and one special teams stop. **1994:** Dodge earned a spot on the 49ers' roster after an impressive performance during training camp. He saw action in 15 games and recorded 20 tackles (19 solo) during the season, and made 11 more on special teams. He had three solo stops against the Raiders on opening night (9/5), three special teams stops and a forced fumble vs. Atlanta (12/4), and three solo tackles vs. Minnesota (12/26). The only game he missed all season was at Detroit (10/9) when he was declared inactive. Dodge had two tackles in the 49ers' NFC Divisional Playoff Game vs. Chicago (1/7) and one special teams stop in the NFC Championship Game vs. Dallas (1/15), a 38-28 win. A knee strain suffered against Dallas forced him to miss San Francisco's 49-26 victory in Super Bowl XXIX over San Diego. **1993:** Dodge was out of football. **1992:** Dodge played in the first 14 games of the season for Seattle before an injured knee ended his season. He had 16 tackles (14 solo), his first NFL sack (vs. Miami, 9/27) and his first NFL interception (at Pittsburgh, 12/6), and recorded nine special teams tackles. Dodge also played with the London Monarchs of the World League in the spring, earning All-World League honors. **1991:** Dodge began the 1991 season on the Seahawks' practice squad before being activated for the final 11 games. He finished the season with seven tackles on defense and seven more on special teams. Dodge also played for the London Monarchs of the World League in the spring of 1991, helping lead the Monarchs to the league's inaugural championship. He earned All-World League honors that year. **1990:** Dodge joined the Seattle Seahawks as a rookie free agent, but was waived in training camp.

COLLEGE: Dodge played collegiately at Florida State, where he was a four-year letterman and a two-year starter in the same defensive backfield with Deion Sanders. He shared the team lead in interceptions with Sanders in 1988 and finished his career with 171 tackles and 10 interceptions. Dodge had 85 stops as a senior in 1989. He majored in criminology.

PERSONAL: Dodge finished his high school career at Mulberry High School in Mulberry, Fla., after starting out at Brunswick High in Brunswick, N.J., where he lettered as a wide receiver. He and his wife, Patrice, have three children, Nyla (4/11/97), Dedrick, Jr. (9/19/95), and Chante (8/23/85), and the family makes it home in Orlando, Fla. Dedrick Allen Dodge was born June 14, 1967 in Neptune, N.J.

DODGE'S REGULAR SEASON RECORD

Year	Club	G	S	UT	A	TT	S-Yds.	I-Yds.	PD	FF	FR	TD-Int.	TD-FR	S	Pts.
1991	Seattle	11	0	6	1	7	0-0	0-0	0	0	0	0	0	0	0
1992	Seattle	14	0	14	2	16	1-8	1-13	4	0	0	0	0	0	0
1994	San Fran.	15	0	19	1	20	0-0	0-0	0	0	0	0	0	0	0
1995	San Fran.	16	1	24	0	24	0-0	1-13	5	0	0	0	0	0	0
1996	San Fran.	16	3	21	8	29	0-0	3-27	6	1	0	0	0	0	0
1997	Denver	16	1	6	1	7	0-0	0-0	0	0	0	0	0	0	0
CAREER TOTAL		88	5	90	13	103	1-8	5-53	15	1	0	0	0	0	0



ADDITIONAL STATISTICS: Special teams tackles — 1991 (1), 1992 (1), 1994 (11), 1995 (7), 1996 (1), 1997 (9), TOTAL (28). Recovered a fumble on special teams, 1997.

DODGE'S POSTSEASON RECORD

Year	Club	G	S	UT	A	TT	S-Yds.	I-Yds.	PD	FF	FR
1994	San Fran.	2	0	2	1	3	0-0	0-0	0	0	0
1995	San Fran.	1	0	4	0	4	0-0	0-0	0	0	0
1996	San Fran.	2	0	0	1	1	0-0	0-0	0	0	0
1997	Denver	4	0	0	0	0	0-0	0-0	0	0	0
CAREER TOTAL		9	0	6	2	8	0-0	0-0	0	0	0

ADDITIONAL STATISTICS: Special teams tackles — 1994 (1), 1995 (1), 1996 (0), 1997 (2), TOTAL (4).



JASON ELAM

KICKER

5-II • 200 • 6TH YR. • HAWAII

BORN: March 8, 1970 in Ft. Walton Beach, Fla.
HIGH SCHOOL: Brookwood High School, Snellville, Ga.
RESIDES: Castle Rock, Colo.
ACQUIRED: Draft #3 (70th overall), 1993
PRO YEAR: 6th • **YEAR WITH BRONCOS:** 6th
NFL GAMES PLAYED/STARTED: 79/0

Broncos kicker Jason Elam continues to be one of the Broncos' steadyest offensive forces after another stellar season in 1997 in which he finished second in the AFC in scoring (4th in the NFL) and led the AFC in PATs (2nd in NFL). He has firmly established himself as one of the top kickers in the league, having led the NFL in total points scored over the past five seasons (603 points) and led all kickers in field goals (108) during that time period. He also remains the NFL's fifth-most accurate kicker on field goals from inside 40 yards (95/103; .922), and has scored at least one point in each of his last 79 games, a team record. A Pro Bowl selection in 1995, Elam ranks second on the Broncos' all-time field goal percentage list (.770) behind David Treadwell (.780). **He has also made 201 of 202 (.995) point-after attempts, the best career percentage in NFL history.** Elam has made his last 177 regular season point-after attempts, also a franchise record. He made the first 24 of his career before his only regular season miss, a block by Minnesota's Tim Irwin, Nov. 12, 1993. Elam became the third Bronco to surpass the 500-point plateau for his career with his last point-after attempt at Seattle in 1997 (9/7), and reached that milestone in the fewest games (66). His 51-yard field goal in Super Bowl XXXII was the second-longest in Super Bowl history (54 yds., Steve Christie, Buff., SB XXVIII), as well as the longest in Broncos postseason history, and his 6-for-6 output on point-after attempts in the AFC Wild Card Game vs. Jacksonville (12/27/97) also set a Broncos postseason record. In the regular season Elam is 14-23 (.609) for his career on field goal attempts of 50 yards or more, including a 3-5 mark in 1997. His streak of three straight games with a field goal of 50 or more yards (last game of 1996 through second game of 1997) tied Elam with three other NFL players (Horst Muhlmann, 1970; Tom Dempsey, 1971; and Chris Bahr, 1981) for the longest such streak since the AFL-NFL merger in 1970. Elam was honored in October 1996 as one of the Broncos' three nominees for the True Value/NFL Man of the Year Award. He was selected by the Broncos in the third round of the 1993 NFL Draft out of Hawaii.

1997: Elam converted 26 of his 36 field goal attempts — including three from beyond 50 yards (50, 51 and 53) — and tied his own franchise record (1996) for PATs in a season by going a perfect 46-46 in that department. His 124 total points on the season ranked second in the AFC (4th NFL), and his 46 PATs led the AFC (2nd NFL). Elam's three field goals from beyond 50 yards in 1997 gave him 14 for his career (23 att.), and a .609 percentage from that range. He also made one special teams tackle on the year. Elam surpassed the 500-point plateau with his final point-

ELAM ETCHES NAME IN SUPER BOWL RECORD BOOK

Jason Elam's second-quarter 51-yard field goal in Super Bowl XXXII not only gave Denver a 17-7 lead at the time, it was the second longest field goal in Super Bowl history, trailing only a 54-yarder by Steve Christie in Super Bowl XXVIII.

LONGEST FIELD GOALS IN SUPER BOWL HISTORY

PLAYER	TEAM	OPPONENT (DATE)	DISTANCE
1. Steve Christie	Buffalo	vs. Dallas (1/30/94)	54
2. Jason Elam	Denver	vs. Green Bay (1/25/98)	51
3. Jan Stenerud	Kansas City	vs. Minnesota (1/11/70)	48
Rich Karlis	Denver	vs. N.Y. Giants (1/25/87)	48

ELAM AMONG THE LEADERS

Jason Elam, who finished second in the AFC in scoring (4th in the NFL) in 1997, ranks among the league leaders in field goals made inside 40 yards since he entered the league in 1993:

NFL's MOST ACCURATE KICKERS INSIDE 40 YARDS SINCE 1993;
(ACTIVE PLAYERS; MIN. 80 ATTEMPTS)

PLAYER	TEAM	FG/FGA	Pct.
1. Morten Andersen	Atlanta	87/91	.956
2. Jason Hanson	Detroit	81/85	.953
3. John Carney	San Diego	91/97	.938
4. Jason Elam	Denver	95/103	.922
5. Steve Christie	Buffalo	87/95	.916

after attempt at Seattle (9/7), becoming only the third Bronco in history to do so, and the fastest in terms of games played (66). He had a streak of three straight games with a field goal of 50+ yards snapped vs. St. Louis (9/14), a streak that dated back to the '96 season finale when he converted a 51-yarder at San Diego (12/22/96). In so doing, Elam became just the fourth kicker since the 1970 AFL-NFL merger to connect on field goals of 50 or more yards in three consecutive games. The others were Horst Muhlmann (1970), Tom Dempsey (1971) and Chris Bahr (1981). Elam was inactive for the New England game (10/6) because of groin and hip flexor injuries to his right leg, suffered the previous week at Atlanta (9/28). He missed most of that game after sustaining the injury on the kickoff following the Broncos' first touchdown. The New England game was the first missed by Elam in his five-year NFL career. With his first point-after at Oakland (10/19) Elam set a new Broncos record for consecutive games scoring at least one point (70), surpassing Rich Karlis' team record, set from 1984-88. He has now scored at least one point in the last 79 games in which he has played. He kicked the game-winning 33-yard field goal in overtime at Buffalo (10/26), the second time in his career that Elam has won a game for the Broncos in OT. The first was at Kansas City (20-17) Dec. 4, 1994. Elam tied his own franchise record with five field goals at Kansas City (11/16), matching the standard achieved previously by himself (vs. Buffalo, 9/3/95), Rich Karlis (vs. Seattle, 11/20/83) and Gene Mingo (vs. San Diego, 10/6/63). In that game he also tied his career high for field goal attempts in a game (6). **Postseason:** Elam was perfect in the postseason, converting all 15 point-after attempts and both field goal attempts, of 43 and 51 yards. The 51-yard field goal in the Super Bowl was the second-longest in Super Bowl history (54 yds., Steve Christie, Buff., SB XXVIII), as well as the longest in Broncos postseason history, and his 6-for-6 output on point-after attempts vs. Jacksonville (12/27) also set a Broncos postseason record, topping the previous mark (5 of 5) held by Rich Karlis (vs. Cleveland, 1/17/88).

1996: Elam converted 21 of 28 field goal attempts and all 46 point-after attempts to lead the team with 109 points. A hip flexor injury he suffered at Seattle in Week Two (9/8) hindered his performance during the middle of the season. The injury occurred when he was hit in the leg while following through on a kick. Elam's 109 points figured eighth among AFC kickers, and made him the first player in Broncos history to achieve four seasons with 100 or more points, having done so in each of his four professional seasons. He was also credited with one special teams tackle on the season. Elam converted three field goals in a game on two separate occasions, doing so at Seattle (9/8) in a 30-20 Denver victory and at Oakland (11/4) in Denver's 22-21 Monday Night win over the Raiders, their third of four consecutive wins over their arch-rival. Elam also tied the team record for most extra points in a game with six against Baltimore (10/20) in a 45-34 Bronco triumph. He connected on his only 50+-yard field goal of the '96 season at San Diego (12/22) in the regular season finale. In Denver's AFC Divisional Playoff vs. Jacksonville he did not attempt a field goal and was 1-2 on point-after attempts, having his first try of the day blocked by the Jaguars' Clyde Simmons. **1995:** Elam finished tied for third in the NFL in scoring — tied for second among kickers — with 132 points, and tied for second in field goals made with 31 as he was voted to his first

ELAM AMONG THE LEADERS (PART II)

Jason Elam is also first in the NFL in points scored (603) since entering the league in 1993, and leads the league in field goals made since the beginning of the 1994 season (108). Here is a look at Elam's closest competition in each category:

NFL KICKING LEADERS 1993-97 (POINTS SCORED)

PLAYER	TEAM	POINTS
1. Jason Elam	Denver	603
2. Norm Johnson	Pittsburgh/Atlanta	561
3. Morten Andersen	Atlanta/New Orleans	555
4. Steve Christie	Buffalo	536
5. John Carney	San Diego	482

NFL KICKING LEADERS 1994-97 (FIELD GOALS)

PLAYER	TEAM	FGS
1. Jason Elam	Denver	108
2. John Kasay	Carolina/Seattle	104
3. Morten Andersen	Atlanta/New Orleans	104
4. Chris Boniol	Philadelphia/Dallas	103
5. John Carney	San Diego	91

KICKERS WITH FIELD GOALS OF 50 OR MORE YARDS IN THREE CONSECUTIVE GAMES

KICKER	TEAM	YEAR(S)	DATES	DISTANCES
Horst Muhlmann	Cincinnati	1970	Oct. 4-Oct. 18	51, 50, 50
Tom Dempsey	Philadelphia	1971	Dec. 5-Dec. 19	52, 54, 50
Chris Bahr	L.A. Raiders	1981	Oct. 18-Nov. 1	51, 51, 51
Jason Elam	Denver	1996-97	Dec. 22, 1996-Sept. 7, 1997	51, 53, 51

Pro Bowl appearance. The 132 points are the second-most by a Bronco in a single season, and the 31 field goals broke Elam's own record of 30 set in '94. On the season he was 31-38 (.816) on field goal attempts and 39-39 on point-after attempts. His breakthrough season also included second-team All-Pro honors from both the Associated Press and *College & Pro Football Newsweekly*, as well as All-AFC honors from *Pro Football Weekly*. He also punted once for 17 yards and contributed two special teams tackles. Elam was 5-7 (.714) on field-goal attempts of 50 yards or longer — including one missed attempt of 66 yards versus Seattle (12/10) — to improve his career numbers from that distance to 10-16 (.625). His 66-yard attempt was the second-longest kick ever attempted by a Bronco, trailing only the 73-yard attempt (also missed) by Fred Steinfort at New England in 1980 (9/29), and was the longest ever attempted at Mile High Stadium. His five field goals of 50 yards or more tied a Broncos single-season record, originally held by Fred Steinfort (5-8 in 1980). Elam's 56-yarder at Houston (11/26) was the longest of his career, and the second-longest in franchise history, behind Steinfort's 57-yarder vs. Washington, Oct. 13, 1980. At Oakland on Christmas Eve Elam scored 11 points, including the game-winning 37-yard field goal with 48 seconds remaining, in Denver's 31-28 win. It was the second time in '95 that Elam had kicked a game-winning field goal in the final minute, following his 32-yard effort that beat San Diego with 0:02 remaining (11/19). The San Diego game-winner was the third of Elam's career, and his first in the final seconds of regulation. Elam made a franchise-record 13 straight field goals during the middle of the season, beginning with a 30-yarder at Seattle (10/1), and ending with a 35-yarder against San Diego (11/19). Elam set the tone for his stellar season in the opener against Buffalo (9/3), tying a Broncos single-game record with five successful field goals in six attempts (22, 52, 20, 38, 37; missed from 38). **1994:** Elam matched his rookie total of 119 points scored (fourth on the Broncos' all-time single-season scoring list) and set a Broncos record for successful field goals in a season with 30 (37 attempts). He also was a perfect 29-for-29 on point-after attempts, giving him a two-year accuracy of .986 (70-of-71). His two-year field-goal percentage of .778 moved him into second on the Broncos' all-time career list, just behind David Treadwell (.779 from 1989-92). His accuracy on kicks inside 40 yards was impeccable in '94, as he converted 22-of-22 kicks within that distance. Elam tied his NFL long and the fourth-longest kick in Broncos history with a 54-yard field goal at San Diego (10/23). He accounted for nine of the Broncos 15 points in a 15-13 win over Cincinnati (11/27) by converting 3-of-5 attempts (34 yards, 33 and 37). He also connected for three field goals at New York (3-for-3) and at Seattle (3-for-4). Elam had just one field goal attempt blocked, a 50-yard attempt against Atlanta (11/20). **1993:** Elam showed his leg strength on several long field goals during the 1993 season. His 119 points (fourth-highest figure in Bronco history) placed him fourth in the AFC and seventh in the NFL. Elam was successful on 4 of 6 field goal attempts longer than 50 yards. His 54-yarder in the week two game vs. San Diego (9/12) was the fourth-longest in team history. That came one week after he tied for the third-best single game performance at the New York Jets (9/5) in the season opener. In that game he went 4-4. For the year Elam made 26 field goals, tying for fourth-best in team history.

JASON ELAM'S GAME-WINNING FIELD GOALS, 1993-97 (SIX TOTAL)

- Oct. 23, 1994:** 54-yard FG with 10:02 remaining in the fourth quarter put Denver up 17-15. He added a 25-yarder with 4:07 left to help Denver to a 20-15 victory at San Diego.
- Dec. 4, 1994:** Booted a 34-yard FG with 2:48 remaining in overtime to give Denver a 20-17 victory at Kansas City.
- Nov. 19, 1995:** Kicked a 32-yard FG with :02 left to give Denver a 30-27 win over San Diego.
- Dec. 24, 1995:** Kicked a 37-yard FG with :48 remaining to give Denver a 31-28 victory at Oakland, knocking the Raiders out of the playoffs and enabling the Broncos to finish with a non-losing record (8-8).
- Oct. 26, 1997:** Kicked a 33-yard FG with 1:56 remaining in overtime to give Denver a 23-20 victory at Buffalo in one of the longest weekends of the franchise's history, as the team had to overcome a blizzard in Denver that almost prevented them from leaving town and a 20-0 fourth-quarter flurry by the Bills.
- Nov. 2, 1997:** Kicked a 22-yard FG with 7:28 remaining to give the Broncos a 30-27 victory over the Seattle Seahawks.

COLLEGE: Elam was a superb combination kicker in college, holding virtually every school and conference scoring record at the University of Hawaii. He finished his career with 79 field goals, just one shy of the NCAA record held by Jeff Jaeger (80). Elam holds the Western Athletic Conference scoring record with 395 points, and made 30 of 43 field goals of 40 yards or more. Elam finished his collegiate career with a .790 field goal percentage, connecting on 79 of 100 attempts, with his longest being a 56-yarder. He finished 157 of 160 in PATs for the Rainbows. As a senior Elam was selected first-team All-America (Kodak and The Poor Man's Guide to the NFL Draft) and was first-team All-WAC. He made 16 of 25 field goals and 44 extra points, finishing with 92 points for the season. He also finished his collegiate career with a 43.5-yard average on 84 punts. Elam was a communication major.

PERSONAL: Jason and his wife, Tamy, a Broncos cheerleader, have a son, Jason, Jr. (2/28/97), and the family resides in Castle Rock, Colo. Jason is a licensed commercial airplane pilot, who plans to fly full-time when he completes his NFL playing career. Jason was first-team all-county and second-team all-state at Brookwood High School in Snellville, Ga., where he also lettered in swimming and track. Jason was born March 8, 1970 in Fort Walton Beach, Fla.

ELAM'S REGULAR SEASON RECORD

Year	Club	G	FIELD GOALS						TOTAL	Pct.	PATs		Pts.
			1-19	20-29	30-39	40-49	50-59	60+			Md./Att.	Pct.	
1993	Denver	16	0/0	11/12	7/7	4/10	4/6	0/0	26/35	.742	41/42	.976	119
1994	Denver	16	0/0	11/11	11/11	7/12	1/3	0/0	30/37	.811	29/29	1.000	119
1995	Denver	16	0/0	7/9	14/15	5/7	5/6	0/1	31/38	.816	39/39	1.000	132
1996	Denver	16	2/2	8/8	4/5	6/10	1/3	0/0	21/28	.750	46/46	1.000	109
1997	Denver	15	0/0	10/11	10/12	3/8	3/5	0/0	26/36	.722	46/46	1.000	124
CAREER TOTAL		79	2/2	47/51	46/50	25/48	14/23	0/1	134/174	.770	201/202	.995	603

ADDITIONAL STATISTICS: Punted once for 17 yards vs. Kansas City, 1995. Special teams tackles — 1995 (2), 1997 (1).

ELAM'S POSTSEASON RECORD

Year	Club	G	FIELD GOALS						TOTAL	Pct.	PATs		Pts.
			1-19	20-29	30-39	40-49	50-59	60+			Md./Att.	Pct.	
1993	Denver	1	0/0	0/0	1/1	0/0	0/0	0/0	1/1	1.000	3/3	1.000	6
1996	Denver	1	0/0	0/0	0/0	0/0	0/0	0/0	0/0	.000	1/2	.500	1
1997	Denver	4	0/0	0/0	0/0	1/1	1/1	0/0	2/2	1.000	15/15	1.000	21
CAREER TOTAL		6	0/0	0/0	1/1	1/1	1/1	0/0	3/3	1.000	19/20	.950	28

ELAM'S SINGLE-GAME HIGHS

(Postseason in parenthesis)

Most Field Goals Made — 5 twice: at Kansas City, 11/16/97 and vs. Buffalo, 9/3/95 (1 three times, most recently vs. Green Bay, 1/25/98). **Most Field Goals Attempted** — 6 twice: at Kansas City, 11/16/97 and vs. Buffalo, 9/3/95 (1 three times, most recently vs. Green Bay, 1/25/98). **Longest Field Goal Made** — 56 at Houston, 11/26/95 (51 vs. Green Bay, 1/25/98). **Longest Field Goal Attempted** — 66 vs. Seattle, 12/10/95 (51 vs. Green Bay, 1/25/98). **Most Consecutive Field Goals Made** — 13, 10/1/95-11/13/95 (3, current, 1/9/94-1/25/98). **Most PATs Made** — 6 vs. Baltimore, 10/20/96 (6 vs. Jacksonville, 12/27/97). **Most PATs Attempted** — 6 vs. Baltimore, 10/20/96 (6 vs. Jacksonville, 12/27/97). **Most Points Scored** — 16 twice: at Kansas City, 11/16/97 and vs. Buffalo, 9/3/95 (7 vs. Green Bay, 1/25/98).

ELAM'S FIELD GOALS BROKEN DOWN BY CATEGORY

		KICKING SURFACES						Totals
		Home	Home	Away	Away	Away	Away	
		(Grass)	Pct.	Total	Pct.	Grass	Turf	All Games
Year	Club							
1993	Denver	11/16	.688	15/19	.789	10/13	5/6	26/35
1994	Denver	12/15	.800	18/22	.818	10/12	8/10	30/37
1995	Denver	17/20	.850	14/18	.778	9/10	5/8	31/38
1996	Denver	10/12	.833	11/16	.688	8/12	1/4	21/28
1997	Denver	12/14	.857	14/22	.636	8/14	6/8	26/36
CAREER TOTAL		62/77	.805	72/97	.742	45/61	.738	134/174

		KICKING SURFACES						Totals
		Home	Home	Away	Away	Away	Away	
		(Grass)	Pct.	Total	Pct.	Grass	Turf	All Games
Year	Club							
1993	Denver	0/0	.000	1/1	1.000	1/1	0/0	1/1
1996	Denver			NO ATTEMPTS				
1997	Denver	0/0	.000	2/2	1.000	1/1	1/1	2/2
CAREER TOTAL		0/0	.000	3/3	1.000	1/1	1/1	3/3

JOHN ELWAY QUARTERBACK

6-3 • 215 • 16TH YR. • STANFORD

BORN: June 28, 1960 in Port Angeles, Wash.
HIGH SCHOOL: Granada Hills High School, Los Angeles, Calif.
RESIDES: Englewood, Colo.
ACQUIRED: Trade with Baltimore, 1983
PRO YEAR: 16th • **YEAR WITH BRONCOS:** 16th
NFL GAMES PLAYED/STARTED: 221/219



After 14 arduous seasons which all ended without the ultimate championship, one of pro football's greatest and most resilient players finally achieved in Year 15 what he had worked so hard for his entire career: A Super Bowl championship, the crowning achievement in the career of Broncos future Hall of Fame quarterback John Elway. After breaking every passing record imaginable in franchise history and earning innumerable individual honors, Elway led the Broncos to their first World Championship in 1997 by defeating the Green Bay Packers 31-24 in Super Bowl XXXII. His career numbers all but guarantee that he will enter the halls at Canton, Ohio on the first ballot that his name appears, five years after the end of his extraordinary playing career. In 1998, Elway can add even more individual records to his coffers, including reaching 50,000 passing yards (needs 1,331), 300 touchdown passes (needs 22), 4,000 pass completions (needs 87) and 7,000 pass attempts (needs 106). If he reaches 50,000 passing yards, he will become the only player in NFL history to amass 50,000 passing

FOURTH-QUARTER OR OVERTIME GAME-WINNING DRIVES, CAREER

John Elway	45
Dan Marino	35
Joe Montana	31

(complete information on Elway's game-winning drives can be found on page 118)

yards and 3,000 rushing yards in his career. Already the winningest quarterback in NFL history, Elway was voted to his eighth Pro Bowl in 1997 and his fifth as a starter. He was also named to the All-AFC team by *Pro Football Weekly* and *Football News*, and was named second-team All-Pro by *College* and *Pro Football Newsweekly*. Elway's NFL record for fourth-quarter game-saving or game-winning drives now stands at 45, with the most recent being the most memorable of all, in Super Bowl XXXII.

The following is a look at Elway's most notable regular season career statistical notes:

- John Elway, the NFL's all-time winningest quarterback, currently ranks second in career passing yards with 48,669, second in career total offense (combined rushing and passing yards) with 51,982, second in career pass attempts with 6,894, second in pass completions with 3,913 (56.8%), and fifth in touchdown passes with 278.
- Elway is tied for first all-time for most 3,000-yard passing seasons with 12, same as Dan Marino. He is also one of only nineteen different quarterbacks in league history to throw for over 4,000 yards in a season, accomplishing the feat in 1993 with 4,030 yards.
- He has recorded more than 4,000 yards in total offense during his career on three different occasions (1985, 1993 and 1995).
- Elway is the only player in NFL history to pass for over 3,000 yards and rush for over 200 yards in the same season for seven straight years (1985-91). No other quarterback has ever strung together more than four straight. By doing so again in 1994, '96 and '97 he now has raised his total to 10 such seasons.
- He has been responsible for 311 touchdowns (278 passing, 32 rushing, 1 receiving) — third all-time — and has generated 4,431 of the 5,335 points scored by the Broncos since he joined the team in 1983 (83.1%).
- Elway has engineered 45 fourth-quarter, game-winning or game-tying drives, the highest career total documented for any quarterback, and the team has a record of 44-0-1 in the contests. Those games include 38 fourth-quarter or overtime, game-winning drives and seven fourth-quarter, game-tying drives. (See complete list of drives beginning on page 118)
- He has a career rushing average of 4.5, second-highest in Broncos history, and has rushed for 3,313 yards in his career, fourth-most all-time among quarterbacks. He has more rushing attempts than any quarterback in NFL history, surpassing Randall Cunningham in 1996.

ALL-TIME PRO FOOTBALL TOTAL OFFENSE LEADERS

Player	Yards	(Passing / Rushing)
Dan Marino*	55,512	(55,416 passing / 96 rushing)
John Elway*	51,982	(48,669 passing / 3,313 rushing)
Fran Tarkenton	50,677	(47,003 passing / 3,674 rushing)
Warren Moon*	49,298	(47,465 passing / 1,833 rushing)
Dan Fouts	43,516	(43,040 passing / 476 rushing)
Joe Montana	42,225	(40,551 passing / 1,674 rushing)
Johnny Unitas	42,016	(40,239 passing / 1,777 rushing)

*active player

- Elway has 34 career 300-yard passing games in the regular season, third among active quarterbacks to only Dan Marino of Miami and Warren Moon of Seattle. He also has three 300-yard performances in postseason play. He has also recorded 63 completions of 50 or more yards during his career.
- He is one of only two players (Fran Tarkenton) in NFL history to rush for 3,000 yards and pass for 40,000 yards in a career.
- In 1997 Elway attempted 189 consecutive passes without throwing an interception to break his own franchise record.
- In 221 career games Elway has completed 70%-or-better of his passes (minimum 20 attempts) on 17 occasions, leading the Broncos to a 15-2 record in those contests.
- Elway has started 2,472 drives as a pro, and been replaced just eight times due to an injury (0.324%). In his 15 seasons he has missed just nine starts due to injury, and currently ranks second among active players for most games played with the same team (221). His games played and started (219) both rank first in Broncos history. He also ranks number one for most seasons in a Bronco uniform with 15.
- Elway has been selected to eight Pro Bowls (1987, 1988, 1990, 1992, 1994, 1995, 1997 and 1998) and was chosen as the starting quarterback for the AFC in 1988, 1990, 1994, 1997 and 1998. His other career honors include being named NFL Most Valuable Player in 1987 and AFC Player of the Year in 1993, and has been named the AFC Offensive Player of the Week 14 times and Player of the Month twice (October, 1996 and November, 1997).
- During Elway's era (1983-97), he has spurred his team on to four victories in five AFC Championship games, six AFC Western Division titles and eight playoff berths, with his most recent effort, last year, resulting in the franchise's first World Championship.
- Elway holds 55 different Broncos team records.
- His career passer rating entering the 1998 season is 79.2.

Elway's postseason career statistical notes are also highlighted below:

- John Elway has played in a franchise-record 19 postseason games (including four Super Bowls) with 18 starts, and holds an 11-7 record (7-2 at home, 3-2 on the road and 1-3 at neutral sites).
- He owns or shares 18 Broncos postseason records, including most passing yards, most touchdown passes and total offense (combined rushing and passing yards).
- Elway has completed 310 of 565 passes (54.9%) for 4,273 yards, 24 touchdowns and 20 interceptions in the postseason, rushed 85 times for 427 yards and five touchdowns and caught one pass for 23 yards.
- He has a career postseason passer rating of 78.8 and is one of only two quarterbacks to throw for more than 4,000 yards in the postseason, one of only four with over 300 pass com-

ACTIVE NFL PASSING LEADERS BY CATEGORY

PASSING YARDS		TOUCHDOWN PASSES	
No.	PLAYER	No.	PLAYER
1.	Dan Marino	1.	Dan Marino
2.	John Elway	2.	Warren Moon
3.	Warren Moon	3.	John Elway
4.	Dave Krieg	4.	Dave Krieg
5.	Jim Everett	5.	Jim Everett

PASS ATTEMPTS		PASS COMPLETIONS	
No.	PLAYER	No.	PLAYER
1.	Dan Marino	1.	Dan Marino
2.	John Elway	2.	John Elway
3.	Warren Moon	3.	Warren Moon
4.	Dave Krieg	4.	Dave Krieg
5.	Jim Everett	5.	Jim Everett

ELWAY RANKS AMONG ALL-TIME TOUCHDOWN LEADERS

With his five-yard touchdown pass to Rod Smith in the second quarter at San Diego, Nov. 30, 1997, QB John Elway moved past Johnny Unitas into third place all-time in total touchdowns. He now trails only Dan Marino and Fran Tarkenton in this very exclusive club of players with 300 or more career total touchdowns:

PLAYER	TOTAL TOUCHDOWNS	PASSING TOUCHDOWNS	RUSHING TOUCHDOWNS	RECEIVING TOUCHDOWNS
1. Dan Marino*	393	385	8	0
2. Fran Tarkenton	374	342	32	0
3. John Elway*	311	278	32	1
4. Johnny Unitas	303	290	13	0
5. Warren Moon*	301	279	22	0

*active player

- Elway has completed 58 passes (123 attempts) for 792 yards, two touchdowns and seven interceptions in his four Super Bowl appearances to rank second all-time in pass attempts, fourth in pass completions and fourth in passing yards.
- He is now the only quarterback from the heralded "Class of 1983" to own a Super Bowl ring.

1997: Elway enjoyed yet another stellar season, quarterbacking the Broncos to the first World Championship in franchise history with a 31-24 win over Green Bay in Super Bowl XXXII. He was voted to his eighth Pro Bowl (fifth as a starter), and was named to the All-AFC team by *Pro Football Weekly* and *Football News*, and was named second-team All-Pro by *College and Pro Football Newsweekly*. Elway was also the recipient of the NFL Players Association's Mackey Award as the top quarterback in the AFC. For the year he completed 280 of his 502 pass attempts (55.8%) for 3,635 yards, 27 touchdowns and 11 interceptions. The 27 passing touchdowns set a new franchise record, and his 28 total touchdowns (one rushing) were the second-most of his career (30 in 1996). Elway also had 50 carries for 218 yards rushing (4.4 avg.) on the season, posted a quarterback rating of 87.5 (4th-best in the AFC, 7th in the NFL), and was 10th in the AFC in completion percentage. His third-down passer rating of 87.7 ranked 3rd in the AFC (5th NFL), as did his 27 touchdown passes (4th NFL). Elway helped Denver lead the NFL in total offense (second straight season) and in scoring offense for the 1997 season. He was named AFC Offensive Player of the Week for Week 10 (Nov. 2) when he moved into second place all-time in passing yardage and eclipsed 50,000 yards in total offense for his career in a win over Seattle. Elway would later be named AFC Offensive Player of the Month for November (92-149, 61.7%,

ALL-TIME PRO FOOTBALL PASSING LEADERS

PASSING YARDS			TOUCHDOWN PASSES		
No.	PLAYER	TEAM	YARDS	No.	PLAYER
1.	Dan Marino*	Miami	55,416	1.	Dan Marino*
2.	John Elway*	Denver	48,669	2.	Fran Tarkenton
3.	Warren Moon*	Houston/Minnesota	47,465	3.	Johnny Unitas
4.	Fran Tarkenton	Minnesota	47,003	4.	Warren Moon*
5.	Dan Fouts	San Diego	43,040	5.	John Elway*
6.	Joe Montana	S.F./K.C.	40,551	6.	Joe Montana
7.	Johnny Unitas	Baltimore	40,239	7.	Dave Krieg*
8.	Dave Krieg*	Sea./K.C./Ariz./Chic.	37,948	8.	Sonny Jurgensen
9.	Boomer Esiason	Cin./N.Y. Jets/Anz.	37,920	9.	Dan Fouts
10.	Jim Kelly	Buffalo	35,467	10.	Boomer Esiason

PASS ATTEMPTS			PASS COMPLETIONS		
No.	PLAYER	ATT.	No.	PLAYER	COMP.
1.	Dan Marino*	7,452	1.	Dan Marino*	4,453
2.	John Elway*	6,894	2.	John Elway*	3,913
3.	Warren Moon*	6,528	3.	Warren Moon*	3,827
4.	Fran Tarkenton	6,467	4.	Fran Tarkenton	3,686
5.	Dan Fouts	5,604	5.	Joe Montana	3,409

*active player

NFL LEADERS, MOST 3,000-YARD PASSING SEASONS

NAME	3,000-YARD SEASONS	YEARS WITH 3,000 YARDS	NFL SEASONS	CAREER Yds.
John Elway, Denver	12	1985-91, 1993-97	15	48,669
Dan Marino, Miami	12	1984-92, 94-95, '97	15	55,416
Warren Moon, Hou./Minn.	9	1984, 86, 89-91, 93-95, '97	14	47,465
Joe Montana, S.F./K.C.	8	1981, 1983-85, '87, 1989-90, '94	14	40,551
Jim Kelly, Buffalo	7	1986, 88-89, 91-95	11	35,467
Boomer Esiason, Cin./N.Y./Ariz.	7	1985-90, '93	14	36,442
Jim Everett, LA Rams/N.O./S.D.	7	1988-92, 94-95	12	34,380
Dan Fouts, San Diego	6	1979-81, 1984-86	15	43,040
Dave Krieg, Sea./Ariz./Chi.	6	1984-85, '89, '90, '92, '95	18	37,950

1,231 yards, 8 TDs, 0 INT) as the Broncos went 4-1, marking his second such award ever (October 1996). In the regular season opener vs. Kansas City (8/31) Elway completed 17 of 28 passes for 246 yards in Denver's 19-3 victory over the Chiefs. He also rushed for 24 yards on four carries. A 78-yard completion to Rod Smith in the second quarter was the third longest non-scoring pass of his career. The next week at Seattle (9/7) he moved past Tobin Rote into fourth place all-time in rushing yards by a quarterback with his 14 yards on four carries. Elway tossed four touchdown passes for the seventh time in his career (personal high is five) in a Week Three win (35-14) vs. St. Louis, completing 16 of 28 passes for 247 yards with just one interception. He also passed Hall of Famer Fran Tarkenton for second place all-time in pass attempts during the contest, and passed Hall of Famers Sonny Jurgensen, Dan Fouts and future Hall of Famer Warren Moon in career touchdown passes (sixth). The next week vs. Cincinnati (9/21) Elway passed Fran Tarkenton (3,686) for second place all-time in pass completions with 14 on the day, and also tied Jon Keyworth (699) for fourth place all-time in rushing attempts by a Bronco. At Atlanta (9/28) Elway connected for three touchdown passes to move past Dave Krieg (261) for fifth place on the NFL's all-time list, and passed Jon Keyworth (699) for fourth place all-time by a Denver rusher in career attempts. Elway finished the Atlanta game tied for the hottest three-game stretch of his career in terms of touchdown passes (10), and also matched the hottest four-game stretch, going back to Week Two (12). Elway's high yardage game of the year came in the Broncos' first loss, a 28-25 decision at Oakland in Week Eight (10/19). He completed 26 of 46 passes for 309 yards and one touchdown, and rushed five times for 48 yards, in notching his 34th regular season 300-yard passing game, third among active players to Dan Marino and Warren Moon. A week later at Buffalo (10/26) Elway and the Broncos braved an incredible fourth-quarter comeback by the Bills after barely getting out of Denver because of a fall blizzard. Denver won in overtime, 23-20, as Elway notched his 42nd career game-winning or game-saving drive. The next vs. Seattle (11/2) Elway earned AFC Offensive Player of the Week honors for the 14th time in his career by completing 19 of 30 passes for 252 yards and two touchdowns in Denver's 30-27 victory. During the contest he eclipsed the 50,000-yard mark for total offense, gaining the necessary yardage on the third play of the game, a 15-yard completion to tight end Shannon Sharpe. Later in the contest, Elway completed a 49-yarder to Sharpe, which pushed him past Fran Tarkenton into second place all-time in passing yards. The game also qualified as Elway's 43rd career game-saving drive and

THE EXCLUSIVE 3,000-1,500-1,000 CLUB

The Broncos' **John Elway**, Terrell Davis, Rod Smith and Shannon Sharpe proved to be one of the best quadruple threats in the NFL during the 1997 season. The quartet combined to pull off one of the rarest feats in NFL history, and now Denver is the only franchise in league history to do so in consecutive seasons. Denver is now one of only nine teams in NFL history to produce a 3,000-yard passer, a 1,500-yard rusher and a 1,000-yard receiver in the same season. Also, the four players combined to produce a 3,000-yard passer, 1,500-yard rusher and two 1,000-yard receivers in 1997, a feat that, along with Detroit in 1995 and '97, has been accomplished only three times in NFL history:

TEAM (YEAR)	QUARTERBACK	RUNNING BACK	RECEIVER
Denver (1997)	John Elway (3,362)	Terrell Davis (1,750)	Rod Smith (1,127) Shannon Sharpe* (1,107)
Detroit (1997)	Scott Mitchell (3,484)	Barry Sanders (2,053)	Herman Moore (1,293) Johnny Morton (1,057)
Pittsburgh (1997)	Kordell Stewart (3,020)	Jerome Bettis (1,665)	Yancey Thigpen (1,398)
Denver (1996)	John Elway (3,328)	Terrell Davis (1,538)	Shannon Sharpe* (1,062)
Dallas (1995)	Troy Aikman (3,304)	Emmitt Smith (1,773)	Michael Irvin (1,603)
Detroit (1995)	Scott Mitchell (4,338)	Barry Sanders (1,500)	Herman Moore (1,886) Brett Perriman (1,488)
Dallas (1992)	Troy Aikman (3,445)	Emmitt Smith (1,713)	Michael Irvin (1,396)
N.Y. Giants (1986)	Phil Simms (3,487)	Joe Morris (1,516)	Mark Bavaro* (1,001)
Tampa Bay (1984)	Steve DeBerg (3,554)	James Wilder (1,544)	Kevin House (1,005)

*only tight ends to account for "receiver" portion of trio.

JUST GETTING WARMED UP

John Elway has not only maintained his status among the league's elite quarterbacks in recent years, but has even improved dramatically in several key statistical categories over the past five seasons. The following is a comparative glance at Elway's season averages for passing yards, touchdowns and interceptions over his first nine seasons as a full-time starter (excludes 1983) against his last five:

SEASONS	AVG. YARDS	AVG. TDs	AVG. INTs
1984-92	3,172.6	16.8	15.8
1993-97	3,690.6	24.0	11.8

his second in as many weeks. In Week 11 vs. Carolina (11/9) he completed 14 of 23 passes for 227 yards and one touchdown in Denver's 34-0 victory, and reached the 300 career total touchdown mark (rushing, passing, receiving and returns), becoming only the fourth player in NFL history to do so. At Kansas City a week later (11/16) moved into second place all-time in total offense, surpassing Fran Tarkenton (50,677), by passing for 232 yards (18-31-1TD) and rushing for 21 more on four carries. On Monday Night Football vs. Oakland (11/24) Elway completed 21 of 32 passes for 280 yards and one touchdown in Denver's 31-3 victory over the Raiders. It marked the fourth straight game in which Elway had not thrown an interception, his longest such stretch since the last game of the 1990 season and the first three games of the 1991 season. At San Diego (11/30) Elway completed 20 of 33 passes for 240 yards and three touchdowns in Denver's 38-28 win, as he surpassed Johnny Unitas for second place all-time in total career touchdowns. He stood at 305 after the game, third all-time behind Fran Tarkenton and Dan Marino. He had gone 159 consecutive pass attempts without an interception after this game, breaking his own franchise mark that he set in 1991. It marked the first time in his career that Elway had gone five straight games without throwing an interception. Elway's performance in a losing effort at Pittsburgh (12/7) was not without merit, as he topped the 3,000-yard passing mark for the season, making him the first player in NFL history to pass for more than 3,000 yards and rush for more than 200 in 10 different seasons. It was his 12th 3,000-yard passing season, tying Dan Marino for the most ever. He also passed Joe Montana (273) for fifth place all-time in touchdown passes. With Elway going over 3,000 yards and WR Rod Smith going over 1,000 yards receiving, Denver now had a 3,000-yard passer, 1,500-yard rusher (Terrell Davis) and a 1,000-yard receiver for an NFL-record second straight season. He closed the regular season on a high note at home vs. San Diego (12/21), throwing four touchdown passes in a 38-3 victory to give him 27 for the season, a new franchise record. It was also the eighth time in his career that Elway had thrown four or more touchdowns in a game (second time in 1997); it marked his 83rd career multiple-touchdown game (Denver stood 64-19 in those games at the end of '97) and the 30th game in which he had thrown for three

ELWAY VS. HALL OF FAME QUARTERBACKS AFTER 15 SEASONS

After his first 15 seasons, John Elway has thrown and completed more passes, and thrown for more yards than all 18 quarterbacks currently enshrined in the Hall of Fame at the equivalent point in each of their careers. He also ranks first in rushing attempts and total offense (combined rushing and passing yards), second in rushing yards, tied for third in rushing touchdowns, second in completion percentage and second in touchdown passes. Among those enshrined in Canton, only Fran Tarkenton and Johnny Unitas have thrown more touchdown passes in their first 15 seasons than Elway, and only Tarkenton has more rushing yards.

(Listed in descending order by passing yards)

PLAYER	PASSING						RUSHING			
	ATT.	COMP.	Yds.	Pct.	TD	INT.	Att.	Yds.	Avg.	TD
Elway, John	6,894	3,913	48,669	56.8	278	216	737	3,313	4.5	32
Fouts, Dan	5,604	3,297	43,040	58.8	254	242	224	476	2.1	13
Tarkenton, Fran	5,225	2,931	38,840	56.1	291	212	609	3,629	6.0	30
Unitas, Johnny	4,777	2,616	37,715	54.8	281	231	439	1,757	4.0	13
Little, Y.A.	3,817	2,118	28,339	55.2	212	221	291	999	3.6	33
Bradshaw, Terry	3,901	2,025	27,989	51.9	212	210	444	2,257	5.1	32
Naimath, Joe	3,762	1,886	27,663	50.1	173	220	71	140	2.0	7
Jurgensen, Sonny	3,891	2,200	27,108	56.5	236	175	170	497	2.9	15
Layne, Bobby	3,700	1,814	26,768	49.0	196	243	611	2,451	4.0	25
Gnese, Bob	3,429	1,926	25,092	56.2	192	172	281	994	3.6	7
Starr, Bart	3,104	1,446	24,425	46.6	152	135	244	1,297	5.3	14
Van Brocklin, Norm	2,895	1,553	23,611	53.6	173	178	102	40	0.4	11
Dawson, Len	2,960	1,664	23,483	56.2	212	149	257	1,143	4.4	9
Staubach, Roger	2,958	1,685	22,700	57.0	153	109	410	2,264	5.5	20
Baugh, Sammy	2,972	1,673	22,507	56.3	164	202	317	323	1.0	6
Blanda, George	2,641	1,287	17,996	48.7	149	166	125	345	2.8	9
Luckman, Sid	1,744	904	14,683	51.8	139	131	204	209	1.0	2
Graham, Otto	1,585	872	13,499	55.7	88	94	405	882	2.2	44
Waterfield, Bob	1,617	813	11,849	50.3	98	127	75	21	0.3	13

GAMES NEEDED TO REACH 40,000 CAREER PASSING YARDS

NAME	DATE REACHED	NO. OF GAMES	CAREER PASSING YARDS
Dan Marino*	9/12/93	153	55,416
Warren Moon*	11/5/95	164	47,465
Dan Fouts	12/7/86	168	43,040
John Elway*	11/5/95	183	48,869
Joe Montana	11/27/94	190	40,551

*active player

or more touchdowns (Denver is 27-3). **1997 Postseason:** Elway started all four postseason games and engineered the Denver offense on its four-game run to the World Championship, completing 56 of 96 passes (58.3) for 726 yards and three touchdowns, with two interceptions. He was sacked six times (-44) and carried the ball nine times for 25 yards (2.8) with a long of 10 yards and one touchdown. Elway's postseason performance elevated him to the upper echelon of the all-time NFL playoff passing charts, leaving him second behind Joe Montana in passing yards (4,273) and attempts (565); third behind Montana and Jim Kelly in completions (310) and tied for fourth with Roger Staubach in touchdown passes (24). In addition, Elway enhanced his standing as the franchise leader in all-time postseason games played (19) and started (18). In the playoffs he also increased his NFL-record number of career fourth-quarter game-winning or game-saving drives to 45, with fourth-quarter wins at Kansas City (1/4) in the AFC Divisional Playoffs and vs. Green Bay in Super Bowl XXXII. In the AFC Wild Card round vs. Jacksonville (12/27/97) Elway completed 16 of 24 passes (66.7%) for 223 yards and one touchdown as Denver won 42-17. The 66.7 completion percentage equaled his career best in a postseason contest, matching his numbers from his first postseason game at Seattle on Dec. 24, 1983. Elway also moved past the 4,000-yard total offense mark in postseason play, increasing his own Broncos record in that category. A week later in the AFC Divisional Playoff at Kansas City (1/4/98) he completed the 44th fourth-quarter game-winning drive of his career (NFL high) with a 10-19, 170-yard performance that helped propel Denver to a 14-10 win. It was his first road win in a playoff game since "The Drive" game back in January 1987 at Cleveland, representing the only two road playoff wins in franchise history at the time. Ironically, the head coach on the other sideline in both games was Marty Schottenheimer. Elway was 2-2 for 47 yards in his fifth postseason fourth-quarter game winning drive. During the game, he became only the fourth quarterback in postseason history to reach 500 pass attempts. Elway also passed Terry Bradshaw (3,833) for third place and Jim Kelly (3,863) for second place all-time in postseason passing yards, and Troy Aikman (276) for fourth place all-time in postseason completions. The game also marked Denver's first postseason win (1-3) in which Elway did not throw a TD pass. In the AFC Championships Game at Pittsburgh (1/11/98) Elway completed 18 of 31 passes for 210 yards, two touchdowns and one interception, leading Denver to a 24-21 victory, raising his record at 4-1 in Conference Championship Games and leading Denver back to the Super Bowl for the first time in eight years. During the contest he tied Roger Staubach (24) for fourth place all-time in postseason touchdown passes and became the second quarterback (Joe Montana) to reach the 4,000-yard postseason passing mark. It marked the 13th time in 18 postseason games that Elway had thrown for at least 200 yards, and the eighth time that he had thrown for at least two touchdowns. It was also Elway's fifth Conference Championship Game, tied for the fourth-most by a quarterback since the AFL-NFL merger in 1970. But Super Bowl XXXII vs. Green Bay (1/25/98) turned out to be the crowning moment for which Elway had waited his whole career, as he led the Broncos to a 31-24 victory with his 45th fourth-quarter game-saving drive (sixth in post-season play). The victory was Elway's

GREATNESS MEASURED IN VICTORY

John Elway became the NFL's winningest all-time starting quarterback late in the 1996 season (Dec. 15 vs. Raiders), passing Fran Tarkenton (125), and now boasts 138 wins to his credit during his magnificent career. Miami's Dan Marino is second with 132. Included in that record is a remarkable 88-23 (.793) mark at home. Elway has at least a .500 record against 26 of the 30 other NFL teams he has faced, including all but two in the AFC (Oakland and Miami):

MOST VICTORIES BY ACTIVE NFL QUARTERBACKS				MOST VICTORIES BY STARTING QUARTERBACKS, ALL-TIME			
				(Regular Season Only)			
No.	PLAYER	W-L-T	Pct.	No.	PLAYER	W-L-T	Pct.
1.	John Elway	138-80-1	.632	1.	John Elway	138-80-1	.632
2.	Dan Marino	132-81-0	.620	2.	Dan Marino	132-81-0	.620
3.	Dave Krieg	98-77-0	.560	3.	Fran Tarkenton	125-109-6	.533
4.	Warren Moon	98-94-0	.510				

CONSECUTIVE PASSES WITHOUT AN INTERCEPTION

John Elway's streak of 189 consecutive pass attempts without an interception, which came to an end on Dec. 7, 1997 at Pittsburgh, is tops in franchise history, breaking his own mark of 140 that he accomplished twice before:

PLAYER	ATTEMPTS	DATE STREAK BEGAN	DATE STREAK ENDED
1. John Elway	189	10/26/97	12/7/97
2. John Elway	140	12/23/90	9/22/91
John Elway	140	12/14/85	9/28/86

first in four Super Bowl appearances, and, though he did not have a stellar passing performance (12-22, 123 yards, INT), Elway's scrambling (five rushes for 17 yards, TD, long run of 10 yards) and his leadership down the stretch helped Denver pull ahead of the Packers in the fourth quarter and secure the franchise's first World Championship. Elway, who tied a record by starting in his fourth Super Bowl and became the second-oldest QB to start a Super Bowl (Johnny Unitas in Super Bowl V), became the oldest player (37) to ever score a touchdown in a Super Bowl when he scampered around right end on a bootleg in the second quarter for a one-yard score and a 14-7 Broncos lead. His 8-yard scramble late in the third quarter on a 3rd-and-6 play at the Packers' 12-yard line set up Terrell Davis' second of three TDs on the day and gave Denver a 24-17 lead, in the process igniting the team to victory. With 3:27 remaining in the fourth quarter, Elway took the Broncos 49 yards in five plays to produce a lead they would not surrender. One of the key plays on the drive was a 23-yard dump-off to fullback Howard Griffith (the same play on which Griffith scored two weeks before in the AFC Championship Game at Pittsburgh) that set Denver up at the Packers' 8-yard line with 2:00 remaining. After all was said and done, Elway had passed Jim Kelly (545) and Dan Marino (561) for third- and second-place all-time in postseason pass attempts. He also passed Marino (308) for third place all-time in postseason pass completions. Elway also passed Joe Montana (122, four games) for second place all-time in pass attempts in Super Bowl history. Unfortunately, he also tied Kelly and former Bronco Craig Morton for the most interceptions in a Super Bowl career with his seventh. The game was the second postseason contest that the Broncos had won in which Elway had not thrown a touchdown pass (K.C. on 1/4/98 was the other). **1997 Preseason:** Elway completed 15 of 25 passes for 154 yards in three pre-season appearances. He suffered a torn biceps tendon in Game 2 against Miami in Mexico City Aug. 4th, but returned to practice Aug. 11 and was back in uniform for the team's pre-season finale against San Francisco Aug. 23rd, completing 7 of 10 passes for 51 yards.

1996: John Elway put together one of the finest seasons of his phenomenal 14-year career in, being voted to his seventh Pro Bowl (third as a starter); named second-team All-Pro by AP, *College & Pro Football Newsweekly* and *Football Digest* and first-team All-AFC by UPI, *Pro Football Weekly* and *Football News*; voted second in the AP NFL Most Valuable Player balloting; voted AFC Player of the Year by the Touchdown Club of Columbus; AFC Offensive Player of the Year by the Kansas City 101 Club; Mackey Award winner for highest quarterback rating in the AFC and AFC MVP by the NFL Players Association. Among his many career accomplishments in 1996, Elway upped his NFL-record total of fourth-quarter game-saving drives to 41 with four more nail-biting finishes. He moved into first place all-time in victories by a starting quarterback, first place in rushing attempts by a quarterback (687), and became only the third player in NFL history to throw for 45,000 yards in a career (Dan Marino and Fran Tarkenton). He also moved into third place all-time in total offense (48,129 yards), passing yards (45,034), pass attempts (6,392) and pass completions (3,633) for a career percentage of 56.8. He started 15 of the 16 regular season games and completed 287 of 466 pass attempts (61.6) for 3,328 yards and 26 touchdowns with 14 interceptions, and also rushed 50 times for 249 yards (5.0) with a long of 22 and four touch-

ELWAY HAS BRONCOS AMONG THE WINNERS

Since John Elway came into the league in 1983, the Denver Broncos boast the best record in the AFC and the second-best record in the NFL with 147 victories. Elway has started in 138 of those victories (93.9%), an NFL record for most wins by a starting quarterback.

TOP FIVE RECORDS OF NFL TEAMS, 1983-97

		(Regular Season Only)			
TEAM		W	L	T	Pct.
1. San Francisco		180	58	1	.755
2. Denver		147	91	1	.617
3. Miami		144	95	0	.603
4. Chicago		139	100	0	.582
5. Washington		138	100	1	.579

TOP FIVE ALL-TIME RUSHING QUARTERBACKS

With his 14-yard rushing effort at Seattle, Sept. 7, 1997, John Elway moved into fourth place all-time in rushing yards by a quarterack, passing former Broncos QB Tobin Rote. Elway still trails Randall Cunningham, Fran Tarkenton and Steve Young.

NO.	PLAYER	RUSH.	YARDS	AVG.	LG	TD
1.	Randall Cunningham*	695	4,617	6.6	52t	32
2.	Steve Young*	636	3,717	5.8	49t	36
3.	Fran Tarkenton	675	3,674	5.5	52t	32
4.	John Elway*	737†	3,313	4.5	31	32
5.	Tobin Rote	635	3,128	4.9	—	37

*active player †most all-time

downs. His 26 touchdowns tied a career high and franchise record set in 1995. He missed his only game of the year — and first since Dec. 24, 1994 (left knee strain) — at Green Bay (12/8) because of a sore left hamstring that he initially hurt at Oakland Nov. 4 and then re-aggravated Dec. 1 vs. Seattle. Elway led the AFC in quarterback rating (89.2; 4th NFL), was second in completion percentage (61.6; 5th NFL), third in touchdown passes (26; 4th NFL) and fifth in passing yardage (3,328; 7th NFL), completions (287; 8th NFL) and attempts (466; 9th NFL). His start at Seattle (9/8) marked the 192nd game he has played in his career, most by any player in Broncos franchise history, surpassing Tom Jackson who played in 191 games from 1973-86. He tied the record in Week One against the Jets (9/1) in Denver's 31-7 season-opening victory. Against the Buccaneers (9/15) Elway set a club record, throwing a touchdown pass for the 15th consecutive game, topping his previous standard of 13 games in 1985-86. The Buc contest will also go down as his 38th career fourth-quarter game-saving drive. He led the Broncos 80 yards in 14 plays over an 8:11 span to bring the Broncos back from a 23-20 deficit to a 27-23 win. He became one of just three players in NFL history to accumulate 45,000 yards of total offense with his 183-yard effort against Tampa Bay, joining Fran Tarkenton and Dan Marino. Two weeks later at Cincinnati (9/29) Elway broke out of a mini-slump with a spectacular performance, completing 23 of 37 pass attempts for 335 yards and two touchdowns. He was intercepted once and sacked five times, but came through in numerous crucial situations, spreading the ball around to eight different players. On Nov. 6 vs. San Diego, Elway moved into fourth place on the all-time NFL career passing list with one of his best passing performances of the season. He completed 32 of 41 for 323 yards and four touchdowns with just one interception, and also rushed eight times for 37 yards — more than any Chargers rusher tallied for the day — as the Broncos overcame a 17-0 first-half deficit to beat the Chargers 28-17. He moved into third all-time in career passing yards with his 326-yard effort vs. Baltimore (10/20), surpassing Warren Moon (43,787), becoming one of only three NFL players to throw for 45,000 yards in a career (Marino, Tarkenton). He also moved past Moon into third place in career pass attempts in the game. The two fourth-quarter touchdown drives on which he led the Broncos produced his 39th career fourth-quarter game-saving drive. It was also his third consecutive 300-yard passing game, the second time in his career he had accomplished this feat, tying his franchise record set in the last game of the 1993 season and the first two in '94. Elway was named AFC Offensive Player of the Month for October when he led the Broncos to three wins while completing 73 of 111 passes (65.8) for 935 yards and 10 touchdowns with three interceptions for a quarterback rating of 110.8. Against Kansas City (10/27) Elway surpassed the 3,000-yard career rushing mark with a then-career-high 62 yards, joining Fran Tarkenton as the only quarterbacks in NFL history to throw for more than 40,000 yards and rush for more than 3,000

MOST TIMES SACKED, ALL-TIME NFL QUARTERBACKS

ALL-TIME QUARTERBACKS (since 1963)				
PLAYER	SEASONS	TIMES SACKED	Yds. LOST	MILES LOST
John Elway*	15	496	3,645	2.07
Dave Krieg*	18	492	3,782	2.15
Fran Tarkenton	18	483	3,528	2.00
Phil Simms	14	477	3,596	2.04
Warren Moon*	14	431	3,227	1.83
Randall Cunningham*	12	429	3,193	1.81
Jim Kelly	11	323	2,140	1.22
Boomer Esiason	14	314	2,447	1.39
Steve Young*	13	300	1,750	0.99
Vinny Testaverde*	11	294	2,210	1.26
Bernie Kosar	12	273	1,660	0.94
Jim Everett*	12	254	1,864	1.06

*active player

TOP 10 ACTIVE TOUCHDOWN CONNECTIONS IN THE NFL SINCE 1994

QUARTERBACK & RECEIVER	TEAM	TDs
1. Jeff Blake & Carl Pickens	Cincinnati	41
2. Scott Mitchell & Herman Moore	Detroit	32
3. Drew Bledsoe & Ben Coates	New England	30
4. Steve Young & Jerry Rice	San Francisco	27
5. Brett Favre & Robert Brooks	Green Bay	26
6. Troy Aikman & Michael Irvin	Dallas	25
7. John Elway & Shannon Sharpe	Denver	20

yards in a career. He topped that effort with a new career high of 70 rushing yards at Oakland the next week (11/4). His two-week total of 132 yards rushing was his most ever in back-to-back games in his career. His 40th career fourth-quarter game-winning drive (3rd in '96) also came in that Monday Night contest when he rallied Denver from a 21-16 deficit in the final five minutes. He marched the Broncos 73 yards in six plays over a 47-second span, capped by a 49-yard touchdown pass to Rod Smith to give the Broncos a 22-21 lead that would hold up over the final 4:14. With his 37th comeback victory coming against the Raiders in December of 1995, this was the first time in Elway's career that he had consecutive come-from-behind victories against the same opponent. He played his 200th game in a Bronco uniform vs. Chicago (11/10) in a 17-12 Broncos win. Elway engineered his 41st career fourth-quarter game-winning drive (4th in '96) at Minnesota (11/24), moving the Broncos 84 yards in 11 plays for the go-ahead touchdown, which came on a five-yard pass to Ed McCaffrey that was tipped three times before McCaffrey reeled it in with 19 seconds remaining for a 21-17 win. Elway completed seven of nine passes for 82 yards on the final drive alone. The Viking contest was the 33rd NFL contest (four postseason) in which he had thrown for over 300 yards in a game. Elway threw his 250th career touchdown pass vs. Seattle (12/1), making him the ninth NFL player ever to do so (he finished 1996 at 251). He also went over the 3,000-yard passing mark against the Seahawks, marking the 11th time in his career that he has accomplished this feat, tying Dan Marino for the most all-time. With his four rushing attempts against Oakland (12/15), Elway surpassed Randall Cunningham (677 attempts) for most rushing attempts all-time by an NFL quarterback, and now has 687. With Denver's 24-19 win over the Raiders, Elway also surpassed Hall of Famer Fran Tarkenton as the winningest starting quarterback in NFL history (126 regular season wins) in his 202nd start. Tarkenton won 125 games in 240 starts. Marino stands third with 123 wins and Elway is at 126. The victory over the Raiders was also his 100th over an AFC opponent. On Dec. 22 at San Diego, Elway completed six of 11 passes for 46 yards with a long of 11 yards in limited play. He also ran once for three yards and was sacked once (-4) before leaving the game at the start of the second quarter. During the con-

A MODEL OF CONSISTENCY

John Elway has thrown at least one touchdown in 156 of his 221 regular season games (70.6%) and in 14 of his 19 playoff games (73.7%). In all, he has thrown a TD pass in 170 of 240 career regular and postseason games (70.8%). Elway has thrown at least one TD in 50 of his last 61 regular season games (.820):

ELWAY'S GAMES WITH AT LEAST ONE TOUCHDOWN PASS, YEAR-BY-YEAR

YEAR	REGULAR SEASON	POSTSEASON	OVERALL
1983	4 of 11	0 of 1	4 of 12
1984	9 of 15	1 of 1	10 of 16
1985	11 of 16	0 of 0	11 of 16
1986	12 of 16	3 of 3	15 of 19
1987	10 of 12	3 of 3	13 of 15
1988	11 of 15	0 of 0	11 of 15
1989	11 of 15	2 of 3	13 of 18
1990	9 of 16	0 of 0	9 of 16
1991	10 of 16	1 of 2	11 of 18
1992	7 of 12	0 of 0	7 of 12
1993	13 of 16	1 of 1	14 of 17
1994	10 of 14	0 of 0	10 of 14
1995	14 of 16	0 of 0	14 of 16
1996	13 of 15	1 of 1	14 of 16
1997	12 of 16	2 of 4	14 of 20
TOTAL	156 of 221	14 of 19	170 of 240

In Elway's career the Broncos have posted a 33-31-1 mark in the 65 regular season games in which he has not thrown a touchdown pass, while posting a 2-3 postseason record in such contests. Elway has also had 83 multiple-touchdown regular season games, in which Denver has posted a 64-19 record (77%). Elway has also produced seven postseason multiple-touchdown games, in which the Broncos have posted a 4-3 record.



BRONCOS CAREER PASSING YARDAGE AND TOTAL OFFENSE LEADERS

NO.	PLAYER	YEARS	ATT.	COMP.	PASS. YDS.	TOTAL YDS.
1.	John Elway	1983-97	6,894	3,913	48,669	51,982
2.	Craig Morton	1977-82	1,594	907	11,895	12,137
3.	Frank Tripucka	1960-63	1,277	662	7,676	7,651

test, he went over the 45,000-yard passing mark for his career, becoming only the third quarterback in NFL history to do so. Dan Marino and Fran Tarkenton are the others. Elway was also chosen as offensive captain for the '96 season by his teammates. In Denver's AFC Divisional Playoff vs. Jacksonville (1/4/97), Elway started and completed 25 of 38 passes for 226 yards and two touchdowns with a long of 18. He also rushed five times for 30 yards with a long of 19. Elway's first touchdown went 18 yards to Shannon Sharpe to put Denver ahead 12-0 in the first quarter and his second went 15 yards to Ed McCaffrey with 1:50 remaining in the game to pull Denver within three. His 25 completions and 38 pass attempts are both second-most in Broncos postseason history, trailing only his 29 for 47 effort Jan. 4, 1994 at the Raiders. During the contest — his franchise-record 15th in the postseason — Elway passed Terry Bradshaw for fourth place on the NFL's all-time postseason pass attempts list. He finished the season with 469 career postseason pass attempts. Elway had surgery on his right shoulder March 17, 1997 at the Steadman-Hawkins Clinic in Vail, Colo.

1995: Elway started all 16 games, completing 316 of 542 passes (58.3%) for 3,970 yards, a career-best 26 touchdowns and 14 interceptions. He threw for more than 300 yards on five occasions, also a career best. It was the 10th time in his 13-year NFL career that he had topped the 3,000-yard mark, joining him with Dan Marino (11) as the only quarterbacks in NFL history to accomplish that feat 10 or more times. He also rushed 40 times for 179 yards (4.5) and one touchdown, with a long of 15. He led the AFC (tied for 5th NFL) in passing yards, finished third (8th NFL) in completions and was third (8th NFL) in pass attempts. Meanwhile, his fourth-quarter passer rating of 95.2 ranked third in the AFC and fifth in the NFL. With his 256 passing yards against Arizona (11/5), Elway pushed his career total to 40,008, making him just the seventh player in professional football history to surpass the 40,000-yard mark, and the fourth-fastest to do so in terms of games played (183). He joined Fran Tarkenton, Dan Marino, Dan Fouts, Joe Montana, Johnny Unitas and Warren Moon — the latter surpassing 40,000 earlier the same day as Elway. The yardage to reach the milestone came on a 19-yard pass to Aaron Craver with 5:20 remaining in the game, giving Elway 40,008 to end the day. He passed for 290 yards two weeks later against San Diego (11/19) to move into sixth place ahead of Johnny Unitas (40,239), and then took over fifth place the following week at Houston (11/26) with a 332-yard performance that supplanted Joe Montana (40,551) and left Elway with 40,684. Elway's move into third on the NFL's all-time total offense list — surpassing Dan Fouts (43,516) — came vs. Jacksonville (12/3), when his 309 total yards raised his career total to 43,800. He completed 22-of-34 for 286 yards with a season-high four touchdowns and one interception in Denver's 31-23 victory. The four touchdowns — which included a

ALL-TIME NFL POSTSEASON PASSING LEADERS BY CATEGORY

PASSING YARDS			TOUCHDOWN PASSES		
NO.	PLAYER	YARDS	NO.	PLAYER	TDs
1.	Joe Montana	5,772	1.	Joe Montana	45
2.	John Elway*	4,273	2.	Terry Bradshaw	30
3.	Jim Kelly	3,863	3.	Dan Marino	29
4.	Terry Bradshaw	3,833	4.	John Elway*	24
5.	Dan Marino*	3,741		Roger Staubach	24
PASS ATTEMPTS			PASS COMPLETIONS		
NO.	PLAYER	ATTEMPTS	NO.	PLAYER	COMPLETIONS
1.	Joe Montana	734	1.	Joe Montana	460
2.	John Elway*	565	2.	Jim Kelly	322
3.	Dan Marino*	561	3.	John Elway*	310
4.	Jim Kelly	545	4.	Dan Marino*	308
5.	Terry Bradshaw	456	5.	Troy Aikman	276

*active player

ALL-TIME NFL QUARTERBACKS WITH 3,000 POSTSEASON AND 40,000 REGULAR SEASON PASSING YARDS

PLAYER	TEAM (s)	POSTSEASON YARDS	REGULAR SEASON YARDS
Joe Montana	San Francisco/Kansas City	5,772	40,551
John Elway*	Denver	4,273	48,669
Dan Marino*	Miami	3,741	55,419

*active player



TOUCHDOWN PASSES IN CONSECUTIVE POSTSEASON GAMES

John Elway has thrown at least one touchdown pass in 14 of the 19 postseason contests in which he has played. After not throwing one in his first playoff game, he threw at least one in his next nine, which ranks fourth all-time for consecutive playoff games with at least one touchdown pass:

PLAYER	TEAM	SEASONS	CONSECUTIVE GAMES WITH TD PASS
1. Dan Marino*	Miami	1983-95	13*
2. Joe Montana	San Francisco	1988-90	10
3. Ken Stabler	Oakland	1973-77	10
4. John Elway*	Denver	1984-89	9

*active player

season-best 62-yarder to Anthony Miller — were the most by Elway in a single game since Nov. 26, 1989 against Seattle, and the third time in his career he has thrown four TDs. His career best is five. Elway also gained 25 yards on one rushing play, his longest rush from scrimmage since 1989. Elway moved into fifth on the all-time NFL completion list against Seattle (12/10), passing Dan Fouts (3,297). He earned AFC Offensive Player of the Week honors for the 13th time in his storied career — and second time in '95 — Dec. 26 for his 24-of-41, 320-yard, two-touchdown performance in the Broncos' Week 17 win at Oakland (12/24), in which he also ran the ball into the end zone for a two-point conversion in the fourth quarter to tie the game at 28-28. In the second half alone, Elway completed 15-of-28 for 225 yards, one TD and one interception. His fourth-quarter numbers, which helped rally the Broncos from a 28-17 deficit, totalled 9-for-15 for 128 yards. Elway's 12th career Player of the Week honor had come Sept. 20 after his 30-of-47, 327-yard performance against Washington, capped by a game-winning, 43-yard touchdown toss to Rod Smith on the game's final play. Elway's 30 completions tied for the fourth-most in a game by a Bronco, trailing his own 36- and 33-completion outings, and Mickey Slaughter's 34. That finish, followed by the Broncos' 30-27 final-drive win over San Diego (11/19), and their final-drive 31-28 win at Oakland (12/24), pushed Elway's career total for fourth-quarter game-winning or game-saving drives to 37. With his start against Oakland (10/16), Elway surpassed former Bronco defensive back Bill Thompson for most career starts by a Bronco (179), a figure he would push to 188 by season's end. Elway did not miss more than several plays in a game due to injury all season, with the exception of Game 10 at Philadelphia (11/12) when a concussion chased him on the first play of the second quarter, and he did not return. The injury occurred on a hit from the Eagles' Mike Mamula and William Fuller. Prior to his removal, Elway had completed two of three pass for 54 yards, including a 46-yard touchdown strike to Anthony Miller.

1994: John Elway earned his sixth AFC Pro Bowl berth, showing all the skills that mark him as an all-time great despite a very disappointing season for the Broncos. He missed two of the last three games of the season (at Los Angeles and vs. New Orleans) due to a strained left knee. He finished the season second in the AFC and fourth in the NFL in passer rating with an 85.7, and his other season stats and rankings show 3,490 yards on 494 attempts and 307 completions, with a 2.0 interception percentage, all figures ranking third in the AFC. His 62.1 completion percentage was second in the AFC and sixth overall. Elway went over the 3,000-yard mark for the season (his ninth 3,000-yard campaign, second only to Dan Marino's 10 in NFL history at that point), and Elway also went over the 40,000-yard mark in total offense. He rushed for 235 yards (second on the team and marking his ninth 200-yard season), giving him a season total offense figure of 3,725 in the 14 games he played. Elway enjoyed the third-best passing yardage day of his career vs. Atlanta (27 of 42 for 382 yards), and that was his second-best regular season yardage total ever, standing as his all-time high at Mile High Stadium. He had two games with over 350 passing yards (Elway threw for 371 vs. the Chargers on opening day). Elway scored four rushing touchdowns,

THE BRONCOS' RECORD WHEN ELWAY HAS ...

(Regular Season, Games Started Only)

Thrown 0 Touchdowns:	33-30-1	Rushed for a Touchdown:	21-10
Thrown 1 Touchdown:	42-30	Rushed for 50 or more Yards:	2-2
Thrown 2 Touchdowns:	37-17	Not Been Intercepted:	68-22
Thrown 3 Touchdowns:	19-3	Been Intercepted:	69-58-1
Thrown 4 Touchdowns:	7-0	Played on Grass:	113-50-1
Thrown 5 Touchdowns:	1-0	Played on Turf:	25-30
Thrown at least 1 TD:	105-50	Played in Domes:	12-13
Not Been Sacked:	29-8	Played on Monday Night:	12-10
Been Sacked:	109-71-1	Played on Sunday Night:	9-8
Thrown for 300 Yards:	22-12	Played in Prime Time:	22-18
Thrown for under 200 Yards:	49-41	Played on Non-Sundays:	20-12



JOHN ELWAY'S LONGEVITY

MOST CAREER GAMES PLAYED BY A BRONCO

POS.	PLAYER	YEARS	GAMES
QB	John Elway	1983-Present	221
LB	Tom Jackson	1973-86	191
G	Paul Howard	1973-75, 77-86	187
S	Dennis Smith	1981-94	184
DE	Barney Chavous	1973-85	182

MOST CAREER GAMES WITH ONE TEAM (ACTIVE PLAYERS)

POS.	PLAYER	TEAM	GAMES
OT	Bruce Matthews	Houston	232
QB	John Elway	Denver	221
CB	Darrell Green	Washington	218
DB	Bill Bates	Dallas	217
QB	Dan Marino	Miami	215

marking the third time in his career to have four or more scores on the ground (six in 1991 and four in 1987). Elway completed 30 of 41 (73%) for 349 yards vs. Cleveland, including two touchdowns, an effort that resulted in his being named AFC Offensive Player of the Week for the 11th time in his storied career. He set a new Denver record with 36 completions vs. San Diego on opening day, the 20th all-time Denver record to be held by Elway. A sign of the Broncos' 1994 frustrations is seen in the fact that he became the first quarterback in NFL history to have three interceptions returned for touchdowns in the first three games of the season.

1993: Elway was named AFC Most Valuable Player (NFL Players Association), AFC Offensive Player of the Year (UPI, and the Kansas City 101 Club) and AFC Player of the Year (*Football News*) in 1993. Elway performed at an MVP-pace all year, earning all-AFC (UPI, *Football News*) and second-team All-NFL (AP, *College and Pro Football Newsweekly*, and *Football Digest*), and he was the starting quarterback in the 1994 Pro Bowl (fifth Pro Bowl berth) after a regular season that saw him lead the AFC in all six major quarterback stats categories. Elway's 1993 stats and rankings included a 92.8 rating (first in the AFC, third in the NFL), 551 attempts (first in the entire NFL), 348 completions (first in the entire NFL), a 63.2 completion percentage (first in the AFC and third in the NFL), 25 TD passes (first in the AFC and second in the NFL), 4,030 yards (first in the AFC). Elway's 1.8 interception avoidance percentage was fourth in the AFC, but stands as the best in Denver history for any quarterback with more than 75 single-season attempts. In 1993 he set new personal and Denver records for total yards offensively (4,183), completions (348), passing yards (4,030), TD passes (25), and completion percentage (that 63.2 mark tied the figure set by Norris Weese in 1978). The 1993 season was Elway's first 4,000-yard campaign and his eighth 3,000-yard season. He also rushed for 153 yards. Elway was named the AFC Offensive Player of the Week twice and was named by his teammates as Denver's offensive MVP. In the regular season finale at Los Angeles he had his second highest passing yardage figure of the year (361, his third 300-yard game of the campaign), throwing three TD passes. His 382 yards of total offense in that same Raiders' game marked the sixth best Bronco figure in team history. Elway completed over 60% of his passes in 11 of the 16 games. At San Diego in game 12 (Dec. 5) his streak of consecutive games with at least one TD pass ended at 12 (it had begun with a TD pass in the last game of the 1992 campaign, and it ended one game short of his personal best of 13 straight), and he twice had long single-game completion streaks (Elway completed 13 straight

JOHN ELWAY BY STADIUM

In his 15-year career, John Elway has thrown at least one touchdown pass in 24 different stadiums, including 173 at Mile High Stadium. There are nine current NFL venues in which he has not thrown a touchdown pass, including Memorial Stadium, Soldier Field and the Superdome. In addition, he has never played at six other sites: Ericsson Stadium, Houlihan's Stadium (now closed), Municipal Stadium, Pro Player Stadium, the Trans World Dome and Jack Kent Cooke Stadium, though the Broncos play at the latter in 1998. Elway has also thrown 24 postseason TD passes in six different stadiums: 16 at Mile High Stadium, three at the L.A. Coliseum, two at Three Rivers, one at Cleveland Stadium, one at Jack Murphy Stadium (now Qualcomm Stadium) (Super Bowl XXII) and one at the Rose Bowl (Super Bowl XXI).

ELWAY'S TOUCHDOWN PASSES BY STADIUM

(Regular Season Only)

Mile High	173	Fulton-County	3
Kingdome	13	RCA Dome	3
Jack Murphy/Qualcomm	9	Anaheim	3
L.A. Coliseum	9	Foxboro	3
Arrowhead	8	Georgia Dome	3
Cleveland	8	Sun Devil	2
Rich	6	Texas	2
Three Rivers	6	Veterans	2
Oakland-Alameda	5	Cinergy Field	2
Astrodome	4	Candlestick/3COM	1
Metrodome	4	Lambeau	1
Giants	3	Silverdome	1

(Bold indicates stadium in which Denver will play in 1998)



ELWAY NAMED 1992 EDGE NFL MAN OF THE YEAR

John Elway was named the 1992 Edge NFL Man of the Year for his work with the Elway Foundation, a non-profit organization which has raised over \$1,000,000 that was directed toward the prevention and treatment of child abuse throughout Colorado.

Among the groups assisted by the Elway Foundation are Family Focus and the Kempe Children's Foundation. The Elway Foundation in 1991 alone raised over \$400,000.

Elway is also a member of the Mayor's Council on Physical Fitness and has served as chairman of the National Kidney Foundation for the Rocky Mountain region.

The NFL Man of the Year award, now sponsored by True Value, is truly unique in that it is the only league-sponsored award that recognizes a player's off-the-field community service work as well as his playing excellence. Perhaps the most prestigious of all NFL awards, it has been in existence since 1970.

passes vs. Minnesota on Nov. 14 and hit on 10 straight at Seattle Nov. 28). That streak of 13 straight completions is Denver's second highest single-game total ever. Elway had 30 completions against the Vikings, one of two 30-completion games in 1993 for Elway. Elway at Green Bay (Oct. 10) set personal bests for attempts (59, a new team record), completions (33, the second highest ever by a Bronco), and set a new team record with 64 total plays from scrimmage, including 59 passes and five rushes. In addition, Elway's 394 yards of total offense at Green Bay were the fourth highest ever by a Bronco, and the second highest ever by Elway (he had 432 at Seattle 12/20/85). Elway utilized no fewer than six receivers in any game, with the high being nine on opening day vs. the Jets (Sept. 5). He threw TD passes to eight different receivers in 1993.

1992: Elway completed 174 of 316 passes for 2,242 yards, with 10 touchdowns and 17 interceptions. He gained 94 yards and scored twice on 34 rushing attempts. He missed games 11 through 14 because of a bruised tendon in his right shoulder, suffered while running for a first down against the Giants (11/15). Elway earned two AFC Offensive Player of the Week honors last year, grabbing the first one for his performance on opening day. Against the Raiders (9/6) he drove Denver 85 yards in seven plays to score the winning points with 55 seconds left, a score set up by a 48-yard pass to Arthur Marshall. His second player-of-the-week honors came after he threw two touchdown passes in the final two minutes to give Denver a 20-19 victory over Kansas City (10/4). Elway passed for 311 yards in that game, his only 300-yard effort of the season. In week two against San Diego (9/13) Elway threw two TD passes and scored on an eight-yard run. Against the Jets (11/8) he threw an 80-yard touchdown pass to Arthur Marshall, his longest regular season TD pass ever. He turned in a sterling performance against Houston (10/18), directing a three-play, 80-yard drive for the winning score with less than two minutes remaining in the game.

1991: Elway completed 242 of 351 passes for 3,253 yards, a total ranked sixth in the AFC and ninth in the NFL, as he was voted to his fourth career Pro Bowl berth. He threw 12 touchdown passes and tied a career low with just 12 interceptions. He had 36 pass completions of 20+ yards, nine of 40+, five of 50+, and four of 60+. Elway was third on the team with 258 yards rushing, and his six TDs led the team and set a new career single season high. He was bothered throughout the second half of the season by a shoulder problem that was corrected by arthroscopic surgery in the 1992 offseason. Against Cincinnati in the season opener (9/1), Elway threw for 262 yards and two touchdowns, scored two rushing TDs, and caught a 24-yard pass from Steve Sewell. Against Kansas City (10/20) he combined with Mark Jackson for a 71-yard gain on a fourth-and-13 play to set up the winning field goal. Elway had his only 300-yard passing performance of the year in Denver's loss at Houston (10/6), with 301 yards. His heroics were never more evident than in the Broncos' 26-24 Divisional Playoff Game victory over Houston (1/4). He rallied Denver from a 21-6 deficit, and on a drive in which he completed a fourth-down pass to Michael Young for a first down, he drove his team to a touchdown to cut the Oilers' lead to one point at 24-23. Houston's next drive stalled but a punt gave the Broncos the ball on the two. Twice Elway converted fourth down plays, first on a seven-yard run and later with a 44-yard pass to Vance Johnson, to set up Denver's winning field goal. For the game Elway completed 19 of 33 passes for 257 yards, with one TD and one interception, and rushed six times for 39 yards. In the AFC Championship Game loss at Buffalo (1/12) he completed 11 of 21 passes for 121 yards and an

ELWAY LEADS BRONCOS' ALL-TIME POSTSEASON GAMES/STARTS

PLAYER	YEARS WITH BRONCOS	GAMES	STARTS
John Elway	1983-present	19	18
Ken Lanier	1981-92, '94	14	13
Karl Mecklenburg	1983-94	14	13
Dennis Smith	1981-94	13	13

interception before having to leave the game in the fourth quarter with a thigh injury.

1990: Elway completed 294 of 502 passes in 1990 (a .586 completion percentage that stood as the highest over the first 10 years of his career) for 3,526 yards, 15 touchdowns, and 14 interceptions. He gained 258 yards on 50 rushing attempts and scored three touchdowns on the ground. Elway turned in several gutsy performances last season, and played some of his best games in the midst of Denver's six-game losing streak, including a 328-yard, two-TD performance at Kansas City (12/9). That performance was his 17th career 300-yard game and the 27th time in which he totaled over 300 yards of total offense. Denver is 18-8-1 in those games. Elway had three of his top six career completion percentages in 1990, with a high of .800 at Minnesota (11/4), and also tied his personal single game completion mark with 30 vs. Seattle (9/23). Elway and wide receiver Vance Johnson combined on Denver's most memorable play of the season when on fourth and 10 against Kansas City (9/17) they connected on a 49-yard pass that set up a last second game-winning field goal attempt. He also set a new regular season rushing high with a mark of 52 yards against the Raiders (12/2).

1989: Elway in 1989 led Denver to its third AFC Championship in four years and earned his third career Pro Bowl invitation. He completed 223 of 416 passes for 3,051 yards, with 18 touchdowns and 18 interceptions, and he rushed for 244 yards on 48 carries, scoring three times. Elway had one 300-yard passing game in the regular season, passing for 344 yards and two TDs in the Broncos' overtime win at Seattle (10/22). He led Denver to a 38-0 halftime lead against the Seahawks (11/26) after passing for 217 yards and four TDs. In the divisional playoff game vs. Pittsburgh (1/7/90) Elway completed 12 of 20 passes for 239 yards, including completions of 51 and 37 yards, and rushed for 44 yards, with one run of 32 yards. He had one of the best performances of his career in the AFC Championship Game against Cleveland (1/14), totaling over 300 yards total offense for the third time in a conference title game. He completed 20 of 36 passes for 385 yards and three TDs. Elway combined with Michael Young on a 70-yard scoring play, completed a 43-yard pass to Steve Sewell, threw a 39-yard TD pass to Sammy Winder, and gained 25 of his 39 rushing yards on one play. In Super Bowl XXIV (1/28) he completed 10 of 26 passes for 108 yards and scored Denver's only TD of the game on a three yard run.

1988: In 1988 Elway threw for 3,309 yards and rushed for 234 yards despite being bothered for most of the season by several nagging injuries. He was voted by teammates as Denver's most valuable offensive player for the fourth straight year, sharing the award with running back Sammy Winder, following a campaign in which he completed 274 of 496 passes, with 17 touchdowns and 19 interceptions to earn his second straight Pro Bowl invitation. He had his only 300-yard passing game of the season against the Raiders (12/4) with 324 yards and two touchdowns.

1987: Elway was named the NFL's Most Valuable Player (AP) and the AFC's starting quarterback in the Pro Bowl after turning in a tremendous season in 1987, a year in which he became the first AFC signal-caller since Terry Bradshaw (1978-79) to lead his team to consecutive conference crowns. Elway was named All-NFL (*The Sporting News*, NEA, AP-second team) and All-AFC (UPI, *Pro Football Weekly*, *The Football News*), in addition to being tabbed as the AFC MVP (NFLPA), AFC Player of the Year (*The Football News*), AFC Offensive Player of the Year (UPI, Kansas City 101 Club), and Colorado Pro Athlete of the Year (Colorado Sports Hall of Fame), as well as earning his second Pro Bowl invitation. He was dynamic in the AFC Championship Game against the Browns, completing 14 of the 26 passes for 281 yards and three TDs, while also rushing 11 times for 36 yards. In Super Bowl XXII he completed 14 of 38 passes for 257 yards, ran for 32 yards on three carries, and became the first quarterback in Super Bowl history to catch a pass, a 23-yarder from Steve Sewell. Elway's 56-yard scoring strike to Ricky Nattiel on Denver's first play from scrimmage provided the earliest touchdown in Super Bowl history (elapsed time of 1:57). He was voted the Broncos' offensive MVP for a regular season performance in which he completed 224 of 410 passes for 3,198 yards, an average of 267 yards per game, with 19 TD passes. Elway had four 300 yard passing games that year, a team record he would later exceed in 1996. He led all AFC quarterbacks in rushing for the fourth straight season was second on the team with a career-high 304 yards, scoring four times.

1986: Elway led the Broncos to their first AFC Championship in nine seasons in 1986, while earning his first Pro Bowl berth. He was honored with the Seattle Gold Helmet Award (Professional Football Player of the Year) and received the King of the Hill award from the Colorado Sports Hall of Fame, in addition to being named honorable mention All-NFL (AP) and All-AFC (UPI-second team). Along with his 18 TD passes that year, Elway also scored on an 11-yard run and a 23-yard pass reception from Steve Sewell that is the longest TD catch by a full-time starting QB in NFL

history. His best statistical game of the season came against the Giants (11/23) when he passed for 336 yards and led the team with 51 yards rushing. Elway directed one of the greatest drives in NFL postseason history in pacing Denver to a 23-20 overtime win over Cleveland for the AFC title. He completed 22 of 38 passes for 244 yards and a TD, that coming on a five-yard strike to Mark Jackson that capped a 15-play, 98-yard drive that tied the game at the end of regulation. In overtime Elway drove the team 60 yards in nine plays to the winning field goal. In Super Bowl XXI Elway completed 22 of 37 passes for 304 yards and one TD, also scoring on a four-yard run.

1985: Elway took some spectacular steps forward in 1985, as the Stanford graduate rewrote the Denver record book. Elway set Broncos single season records for attempts (605, which led the NFL and fell just four passes short of the NFL record of 609 held by Dan Fouts), completions (327, second in the NFL), passing yards (3,891, second in the NFL), total rushing and passing plays (656, first in the NFL), and total offense (4,414, also first in the league).

1984: Elway led the Broncos to a 12-2 record in his 14 regular season starts in 1984. He completed 214 of 380 passes for 2,598 yards, with 18 TDs and 15 interceptions. Not only was his passing a factor in his leadership of the offense, but he finished third on the team in rushing with 237 yards.

1983: Elway started 10 games in 1983, including the first five before being replaced by Steve DeBerg, and five more after DeBerg was injured. While Elway did not have impressive stats as a rookie, finishing 17th among AFC passers, he carried a tremendous emotional burden, having come to the NFL as the most publicized college prospect since Joe Namath in 1965. Elway was the first player chosen in the 1983 draft and joined the Broncos by trade with Baltimore on May 2. The Broncos, in return, gave the Colts quarterback Mark Herrmann, the rights to OL Chris Hinton and a first-round pick in the 1984 Draft (G Ron Solt). He was also chosen by the Oakland Invaders in the 1983 USFL territorial draft.

COLLEGE: John concluded his college career with five major NCAA Division I-A records and nine major Pac-10 marks. Elway completed 62.1 percent of his career passes (774 of 1,243, both NCAA highs) for 9,349 yards and 77 touchdowns, while setting an NCAA record for the lowest percentage of passes intercepted in a career (3.13 percent). As a senior, John was a consensus All-American and finished second in Heisman Trophy balloting while setting virtually every Pac-10 and Stanford career record for total offense and passing. A two-sport star, John played baseball for the New York Yankees' Oneonta (N.Y.) single-A farm club in 1982, hitting for a .318 average and knocking in a team-high 25 RBI in 42 games. John, who batted left-handed and threw right-handed, was the Yankees' first selection in the 1981 summer draft (June 8). John hit .349 with nine homers and 50 RBI in 49 games in his final college baseball season as a sophomore. Elway has a degree in economics from Stanford.

PERSONAL: John and his wife Janet have four children, including three daughters, Jessica Gwen (10/17/85), Jordan Marie (6/1/87) and Juliana (3/7/91), and a son, Jack (8/11/89). The family makes its home in Englewood, Colo. In addition to his considerable time spent on the football field, John and Janet have poured a great deal of energy into The Elway Foundation (an organization that contributes funds and resources to the prevention and treatment of child abuse). He also owned and operated seven automobile franchises in the Denver area until selling them in late 1997. A native of Port Angeles, Wash., Elway was the most highly recruited prep athlete in the nation in 1979 and was listed on *Parade*, *Scholastic Coach*, *Football News*, and National Coaches Association All-America teams. He had an unparalleled football-baseball career at Granada Hills High School. John was 129 of 200 for 1,837 yards and 19 TDs as a senior, while leading the baseball team to the Los Angeles City championship with a .491 batting average and a 4-2 pitching record. He completed 60 percent of his high school passes for 5,711 yards and 49 TDs. The football field at Granada Hill High School was re-named in John's honor in a ceremony June 5, 1998. The Kansas City Royals selected him in the 18th round of the 1979 summer draft (June 5), although he already had signed a national letter of intent with Stanford. John's father, Jack, coached his son in the East-West Shrine contest in which John earned Offensive MVP laurels. Jack is currently in his fourth year as the Broncos' Director of Pro Scouting, and his sixth year overall with the Broncos. John made an appearance on CBS' *The Late Show with David Letterman* in the days following Denver's 31-24 victory over Green Bay in Super Bowl XXXII (1/25/98).

ELWAY'S REGULAR SEASON RECORD

PASSING															
Year	Club	G	S	Att.	Comp.	Pct.	Yds.	TD	%	Int.	%	LG	Sack	Yds.	Rtg.
1983	Denver	11	10	259	123	47.5	1,663	7	2.7	14	5.4	49t	28	218	54.9
1984	Denver	15	14	380	214	56.3	2,598	18	4.7	15	3.9	73	24	158	76.8
1985	Denver	16	16	605	327	54.0	3,891	22	3.6	23	3.8	65t	38	307	70.0
1986	Denver	16	16	604	280	55.6	3,485	19	3.8	13	2.6	53	32	233	79.0
1987	Denver	12	12	410	224	54.6	3,198	19	4.6	12	2.9	72t	20	138	83.4
1988	Denver	15	15	496	274	55.2	3,309	17	3.4	19	3.8	86	30	237	71.3
1989	Denver	15	15	416	223	53.6	3,051	18	4.3	18	4.3	69	35	298	73.7
1990	Denver	16	16	502	294	58.6	3,526	15	3.0	14	2.9	66	42	305	78.5
1991	Denver	16	16	451	242	53.7	3,253	13	2.9	12	2.7	71	45	305	68.3
1992	Denver	12	12	316	174	55.1	2,242	10	3.2	17	5.4	80t	36	272	65.7
1993	Denver	16	16	551	348	63.2	4,030	25	4.5	10	1.8	63	39	293	92.8
1994	Denver	14	14	494	307	62.1	3,490	16	3.2	10	2.0	63	46	303	85.7
1995	Denver	16	16	542	316	58.3	3,970	26	4.8	14	2.6	62t	22	180	86.3
1996	Denver	15	15	466	287	61.6	3,328	26	5.6	14	3.0	51	26	194	89.2
1997	Denver	16	16	502	280	55.8	3,635	27	5.4	11	2.2	78	34	203	87.5
CAREER TOTAL		221	219	6,894	3,913	56.8	48,669	278	4.0	216	3.1	86	497	3,645	79.2

RUSHING						SCORING						
Year	Club	Att.	Yds.	Avg.	LG	TD	TD	TDr	Tdp	TDrT	2pt.	Pts.
1983	Denver	28	146	5.2	23	1	1	1	0	0	—	6
1984	Denver	56	237	4.2	21	1	1	1	0	0	—	6
1985	Denver	51	253	5.1	22	0	0	0	0	0	—	0
1986	Denver	52	257	4.9	24	1	2	1	1	0	—	12
1987	Denver	66	304	4.6	29	4	4	4	0	0	—	24
1988	Denver	54	234	4.3	26	1	1	1	0	0	—	6
1989	Denver	48	244	5.1	31	3	3	3	0	0	—	18
1990	Denver	50	258	5.2	21	3	3	3	0	0	—	18
1991	Denver	55	255	4.6	17	6	6	6	0	0	—	36
1992	Denver	34	94	2.8	9	2	2	2	0	0	—	12
1993	Denver	44	153	3.5	18	0	0	0	0	0	—	0
1994	Denver	58	235	4.1	22	4	4	4	0	0	0	24
1995	Denver	41	176	4.3	25	1	1	1	0	0	1	8
1996	Denver	50	249	5.0	22	4	4	4	0	0	0	24
1997	Denver	50	218	4.4	23	1	1	1	0	0	0	6
CAREER TOTAL		737	3,313	4.5	31	32	33	32	1	0	1	200

ELWAY'S POSTSEASON RECORD

PASSING															
Year	Club	G	S	Att.	Comp.	Pct.	Yds.	TD	%	Int.	%	LG	Sack	Yds.	Rtg.
1983	Denver	1	0	15	10	66.7	123	0	0.0	1	6.7	31	0	0	63.9
1984	Denver	1	1	37	19	51.3	184	2	5.4	2	5.4	21	4	37	77.7
1986	Denver	3	3	107	57	53.3	805	3	2.8	4	3.7	54	6	49	64.9
1987	Denver	3	3	89	42	47.2	797	6	6.7	5	5.6	80t	8	79	77.7
1989	Denver	3	3	82	42	51.2	732	4	4.9	3	3.7	70t	6	51	82.8
1991	Denver	2	2	54	30	55.6	378	1	1.9	2	3.7	44	3	24	68.5
1993	Denver	1	1	47	29	61.7	302	3	6.4	1	2.1	25	1	5	99.3
1996	Denver	1	1	38	25	65.8	226	2	5.3	0	0.0	18t	1	1	99.2
1997	Denver	4	4	96	56	58.3	726	3	3.1	2	2.1	43t	6	44	89.9
CAREER TOTAL		19	18	565	310	54.9	4,273	24	4.2	20	3.5	80t	35	290	78.7

RUSHING						SCORING						
Year	Club	Att.	Yds.	Avg.	LG	TD	TD	TDr	TDp	TDrt	2pt.	Pts.
1983	Denver	3	16	5.3	11	0	0	0	0	0	—	0
1984	Denver	4	16	4.0	13	0	0	0	0	0	—	0
1986	Denver	15	101	6.7	34	2	2	2	0	0	—	12
1987	Denver	18	76	4.2	21	1	1	1	0	0	—	6
1989	Denver	16	91	5.7	32	1	1	1	0	0	—	6
1991	Denver	10	49	4.9	15	0	0	0	0	0	—	0
1993	Denver	5	23	4.6	6	0	0	0	0	0	—	0
1996	Denver	5	30	6.0	19	0	0	0	0	0	0	0
1997	Denver	9	25	2.8	10	1	1	1	0	0	0	6
CAREER TOTAL		85	427	5.0	34	5	5	5	0	0	0	30

ADDITIONAL STATISTICS: Fumbled six times and recovered three fumbles for minus one yard in 1983; fumbled 14 times and recovered seven fumbles, 1984; fumbled seven times and recovered three fumbles, 1985; fumbled seven times and recovered one fumble for minus four yards, caught one pass for 23 yards and a touchdown, 1986; fumbled twice, punted once for 31 yards, 1987; fumbled seven times, recovered five fumbles, punted three times for 117 yards, 1988; fumbled nine times, recovered two fumbles, and punted once for 34 yards; fumbled eight times, recovered one fumble, punted once for 37 yards, 1990; fumbled 11 times, recovered two fumbles, and caught a 24-yard pass, 1991; fumbled 12 times, recovered one fumble, 1992; fumbled 13 times, recovered nine fumbles for minus three yards, 1993; fumbled 11 times, recovered two for minus five yards, 1994; fumbled nine times, recovered one fumble, 1995; fumbled six times, recovered two fumbles, 1996; fumbled nine times, 1997.

ELWAY'S SINGLE-GAME HIGHS

(Postseason in Parenthesis)

Most Pass Attempts — 59 at Green Bay, 10/10/93 (47 at L.A. Raiders, 1/9/94). **Most Pass Completions** — 36 vs. San Diego, 9/4/94 (29 at L.A. Raiders, 1/9/94). **Most Yards Passing** — 432 at Seattle, 12/20/85 (385 vs. Cleveland, 1/14/90). **Highest Comp. Pct.** — .916 (11 of 12) at L.A. Raiders (.667 vs. Jacksonville [16 of 24], 12/27/97 and at Seattle [10 of 15], 12/24/83). **Most TD Passes** — 5 vs. Minnesota, 1/18/84 (3 at L.A. Raiders, 1/9/94, vs. Cleveland, 1/14/90 and vs. Cleveland, 1/17/88). **Most INTs** — 5 vs. Kansas City 12/14/85 (3 vs. Washington, 1/31/88). **Longest Pass Completion** — 80t to Marshall vs. N.Y. Jets, 11/8/92 (80t to M. Jackson vs. Cleveland, 1/17/88). **Most Rushing Attempts** — 11, vs. Kansas City, 12/18/87. **Most Rushing Yards** — 70 at Oakland, 11/4/96 (56 at Cleveland, 1/11/86). **Most Rushing TDs** — 2 vs. Detroit, 11/1/87 and Cincinnati, 9/1/91 (1, four times). **Longest run** — 31 at Buffalo, 9/18/89 (34 at Cleveland, 1/11/87). **Most Combined Rushing and Passing Yards** — 432 (0 rush, 432 pass) at Seattle, 12/20/85 (424 [39 rush, 385 pass] vs. Cleveland, 1/14/90).

ELWAY'S REGULAR SEASON TOP FIVE

(1997 Performances Boldfaced; *indicates franchise record)

COMPLETIONS

36* — vs. San Diego, 9/4/94 (46 att., 371 yds., 3TD, 2INT)
33 — at Green Bay, 10/10/93 (59 att., 367 yds., TD, INT)
32 — vs. San Diego, 10/6/96 (41 att., 323 yds., 4TD, INT)
30 — 5 times, last vs. Wash., 9/17/95 (47 att., 327 yds., 2TD)

PASSING YARDS

432 — at Seattle, 12/20/85 (24 of 42, TD)
382 — vs. Atlanta, 10/23/94 (27 of 42, TD, INT)
371 — vs. San Diego, 9/4/94 (36 of 46, 3TD, 2INT)
367 — at Green Bay, 10/10/93 (33 of 59, TD, INT)
361 — at Raiders, 1/2/94 (25 of 36, 3TD)

COMPLETION PERCENTAGE

91.7 — at Raiders, 11/2/86 (11 of 12, 141 yds., TD)
84.2 — vs. Minnesota, 11/18/84 (16 of 19, 218 yds., 5 TDs)
81.8 — at Kansas City, 12/4/94 (18 of 22, 256 yds., TD)
80.0 — at Minnesota, 11/4/90 (8 of 10, 88 yds., TD)
78.3 — vs. San Diego, 9/4/94 (36 of 46, 371 yds., 3 TDs, 2 INTs)

RUSHING YARDS

70 — at Oakland, 11/4/96 (9 att.)
62 — vs. Kansas City, 10/27/96 (8 att.)
52 — vs. Raiders, 12/2/90 (7 att.)
51 — at New York Giants, 11/23/86 (8 att.)
49 — at Indianapolis, 10/23/85 (6 att.)

TOTAL OFFENSE

432 — at Seattle, 12/20/85 (432 pass, 0 rush)
399 — vs. Atlanta, 11/20/94 (382 pass, 17 rush)
394 — at Green Bay, 10/10/93 (367 pass, 27 rush)
387 — at San Diego, 11/29/87 (347 pass, 40 rush)
387 — at New York Giants, 11/23/86 (336 pass, 51 rush)

ELWAY'S POSTSEASON TOP THREE

(1997 Performances Boldfaced; *indicates postseason franchise record)

COMPLETIONS

29* — at Raiders, AFC Wild Card, 1/9/94 (47 att., 302 yds., 3TD, INT)
25 — vs. Jacksonville, AFC Divisional Playoff 1/4/97 (38 att., 226 yds., 2TD)
22 — vs. Cleveland, AFC Championship, 1/11/87 (38 att., 244 yds., TD, INT)
22 — vs. New York Giants, Super Bowl XXI, 1/25/87 (37 att., 304 yds., TD, INT)

ATTEMPTS

47* — at Raiders, AFC Wild Card, 1/9/94 (29 comp., 302 yds., 3TD, INT)
38 — vs. Jacksonville, AFC Divisional Playoff 1/4/97 (25 comp., 226 yds., 2TD)
38 — vs. Washington, Super Bowl XXIII, 1/31/88 (14 comp., 257 yds., TD, 3INT)
38 — vs. Cleveland, AFC Championship, 1/11/87 (22 comp., 244 yds., TD, INT)

PASSING YARDS

385* — vs. Cleveland, AFC Championship, 1/14/90 (20 of 36, 3TD)
304 — vs. NY Giants, Super Bowl XXI, 1/25/87 (22 of 37, TD, INT)
302 — at Raiders, AFC Wild Card, 1/9/94 (29 of 47, 3TD, INT)

TOUCHDOWNS

3* — at Raiders, AFC Wild Card, 1/9/94 (29 of 47, 302 yds., INT)
3* — vs. Cleveland, AFC Championship, 1/14/90 (20 of 36, 385 yds.)
3* — vs. Cleveland, AFC Championship, 1/17/88 (14 of 26, 281 yds., INT)

RUSHING YARDS

56 — vs. Cleveland, AFC Championship, 1/11/87 (4 att.)
44 — vs. Pittsburgh, AFC Divisional Playoff, 1/7/90 (7 att.)
39 — vs. Houston, AFC Divisional Playoff, 1/4/92 (6 att.)

RUSHING ATTEMPTS

7 — vs. Pittsburgh, AFC Divisional Playoff, 1/7/90 (44 yds.)
6 — vs. Houston, AFC Divisional Playoff, 1/4/92 (39 yds.)
6 — vs. N.Y. Giants, Super Bowl XXI, 1/25/87 (27 yds., TD)

ATTEMPTS

59* — at G.B., 10/10/93 (33 comp., 367 yds., TD, INT)
50 — vs. S.D., 11/17/85 (28 comp., 261 yds., TD, 2INT)
49 — at Raiders, 12/4/88 (29 comp., 324 yds., 2TD, 3INT)
48 — at Green Bay, 9/20/87 (30 comp., 285 yds., 3INT)
47 — vs. Washington, 9/17/95 (30 comp., 327 yds., 2TD)
47 — vs. N.Y. Giants, 12/10/89 (23 comp., 292 yds., TD)
47 — at N.Y. Giants, 11/23/86 (29 comp., 336 yds., 2INT)

PASSING TOUCHDOWNS

5* — vs. Minnesota, 11/18/84 (16 of 19, 218 yds.)
4 — vs. San Diego, 12/21/97 (17 of 26, 273 yds.)
4 — vs. St. Louis, 9/14/97 (16 of 28, 247 yds., INT)
4 — vs. San Diego, 10/6/96 (32 of 41, 323 yds., INT)
4 — vs. Jacksonville, 12/3/95 (22 of 34, 286 yds., INT)
4 — vs. Seattle, 11/26/89 (10 of 19, 217 yds.)
4 — vs. Seattle, 9/13/87 (22 of 32, 338 yds., INT)
4 — vs. New Orleans, 9/15/85 (28 of 43, 353 yds., INT)

RUSHING ATTEMPTS

11 — vs. Kansas City, 12/18/87 (20 yds.)
9 — at Oakland, 11/4/96 (70 yds.)
9 — vs. Seattle, 11/13/94 (36 yds., TD)
9 — vs. Seattle, 11/13/94 (36 yds., TD)
8 — 6 times, most recently vs. Carolina, 11/9/97 (11 yds.)

JOHN ELWAY CAREER GAME-BY-GAME

(Denver victories asterisked)

1983														
PASSING														
Opponent	S/P	Att.	Comp.	Yds.	Pct.	TD	INT	S/Yds.	Att.	Yds.	Avg.	LG	TD	Notes
at Pittsburgh*	(S)	8	1	14	.125	0	1	4/26	0	0	0.0	0	0	injured elbow inj. elbow/shoulder
at Baltimore*	(S)	21	9	106	.429	0	0	3/19	1	2	2.0	2	0	
vs Philadelphia	(S)	33	18	193	.545	1	2	3/17	4	29	7.3	19	0	concussion
vs LA Raiders	(S)	11	6	71	.545	0	1	2/20	0	0	0.0	0	0	
at Chicago	(S)	10	4	36	.400	0	1	3/25	3	10	3.0	5	0	
at Houston*														
vs Cincinnati*														
vs San Diego*														
vs Kansas City*														
at Seattle														
at LA Raiders	(S)	31	11	190	.355	0	1	2/21	3	32	10.7	23	1	DeBerg injured
vs Seattle*														
at San Diego	(S)	28	14	147	.500	0	3	4/35	1	1	1.0	1	0	
vs Cleveland*	(S)	24	16	284	.667	2	1	0/0	6	18	3.0	12	0	
vs Baltimore*	(S)	44	23	345	.523	3	0	5/38	3	23	7.7	14	0	
at Kansas City	(S)	34	13	143	.382	0	4	0/0	3	11	3.7	11	0	
Regular Season Total		259	123	1,663	.475	7	14	28/218	28	146	5.2	23	1	
at Seattle		15	10	123	.667	0	1	0/0	3	16	5.3	11	0	AFC Wild Card Game
Playoff Total		15	10	123	.667	0	1	0/0	3	16	5.3	11	0	

1984														
PASSING														
Opponent	S/P	Att.	Comp.	Yds.	Pct.	TD	INT	S/Yds.	Att.	Yds.	Avg.	LG	TD	Notes
vs Cincinnati*	(S)	13	8	127	.615	1	1	1/4	3	13	4.3	10	0	injured shoulder limited play
at Chicago	(S)	3	2	11	.667	0	0	0/0	1	0	0.0	0	0	
at Cleveland*	(S)	35	15	170	.429	2	1	1/6	6	42	7.0	12	0	
vs Kansas City*	(S)	29	17	172	.586	0	2	4/15	0	0	0.0	0	0	
vs LA Raiders*	(S)	26	14	139	.538	0	1	2/18	5	13	2.6	8	0	
at Detroit*	(S)	22	16	210	.727	1	1	3/31	4	8	2.0	9	0	
vs Green Bay*	(S)	20	11	101	.550	0	1	0/0	1	0	0.0	0	0	
at Buffalo*	(S)	23	12	148	.522	2	0	1/1	1	0	0.0	0	0	
at LA Raiders*														
vs New England*	(S)	40	26	315	.650	3	1	3/24	4	3	0.8	4	0	
at San Diego*	(S)	35	19	188	.543	0	0	3/11	6	25	4.2	13	0	
vs Minnesota*	(S)	19	16	218	.842	5	0	0/0	1	0	0.0	0	0	
vs Seattle	(S)	27	15	275	.556	2	1	2/17	5	43	8.6	16	0	
at Kansas City	(S)	36	16	183	.444	1	1	3/19	3	24	8.0	21	0	
vs San Diego*	(S)	31	18	193	.581	0	1	1/12	7	23	3.2	11	0	
at Seattle*	(S)	21	9	148	.429	1	4	0/0	9	43	4.8	17	1	
Regular Season Total		380	214	2,598	.563	18	15	24/158	56	237	4.2	21	1	
vs Pittsburgh	(S)	37	19	184	.513	2	2	4/37	4	16	4.0	13	0	AFC Divisional Playoff
Playoff Total		37	19	184	.513	2	2	4/37	4	16	4.0	13	0	

1985														
PASSING														
Opponent	S/P	Att.	Comp.	Yds.	Pct.	TD	INT	S/Yds.	Att.	Yds.	Avg.	LG	TD	Notes
at LA Rams	(S)	38	18	229	.474	2	1	2/15	1	7	7.0	7	0	
vs New Orleans*	(S)	43	28	353	.651	4	1	3/26	3	2	0.7	4	0	
at Atlanta*	(S)	38	19	291	.500	3	2	2/11	6	32	5.3	17	0	
vs Miami	(S)	37	18	250	.486	0	1	3/24	4	32	8.0	16	0	
vs Houston*	(S)	35	17	256	.486	3	3	2/15	5	24	4.8	6	0	
at Indianapolis*	(S)	36	17	239	.472	0	1	2/16	6	49	8.2	22	0	
vs Seattle*	(S)	43	22	166	.512	0	0	3/18	3	-3	-1.0	2	0	
at Kansas City*	(S)	20	13	116	.650	0	0	2/5	2	16	8.0	12	0	
at San Diego	(S)	35	20	222	.571	0	2	4/45	3	27	9.0	11	0	
vs San Francisco*	(S)	42	20	215	.476	2	1	0/0	3	16	5.3	12	0	
vs San Diego*	(S)	50	28	261	.560	1	2	3/21	2	8	4.0	5	0	
at LA Raiders	(S)	32	19	164	.594	3	0	4/26	2	25	12.5	15	0	
at Pittsburgh*	(S)	41	24	238	.585	1	1	0/0	2	3	1.5	3	0	
vs LA Raiders	(S)	36	18	158	.500	1	3	3/38	3	11	3.7	5	0	
vs Kansas City*	(S)	37	22	301	.595	1	5	0/0	6	4	0.7	3	0	
at Seattle*	(S)	42	24	432	.571	1	0	5/47	0	0	0.0	0	0	
Regular Season Total		605	327	3,891	.540	22	23	38/307	51	253	5.1	22	0	

1986														
PASSING														
Opponent	S/P	Att.	Comp.	Yds.	Pct.	TD	INT	S/Yds.	Att.	Yds.	Avg.	LG	TD	Notes
vs LA Raiders*	(S)	35	21	239	.600	2	0	2/18	0	0	0.0	0	0	
at Pittsburgh*	(S)	38	21	243	.553	3	0	1/8	2	-5	-2.5	-2	0	
at Philadelphia*	(S)	12	7	96	.583	1	0	3/25	1	11	11.0	11	0	
vs New England*	(S)	34	18	188	.529	1	1	1/5	1	3	3.0	3	0	
vs Dallas*	(S)	24	12	200	.500	3	0	1/2	3	22	7.3	13	0	
at San Diego	(S)	34	20	242	.588	1	1	0/0	2	18	9.0	11	0	
at NY Jets	(S)	28	13	145	.464	0	1	5/27	3	22	7.3	19	0	
vs Seattle*	(S)	32	18	321	.563	1	1	0/0	7	-6	-0.9	7	0	
at LA Raiders*	(S)	12	11	141	.916	1	0	2/9	1	0	0.0	0	0	

vs. San Diego	(S)	31	13	196	.419	0	3	2/12	2	22	11.0	12	0	
vs Kansas City*	(S)	29	15	196	.517	0	0	3/34	2	9	4.5	9	0	
at NY Giants	(S)	47	29	336	.617	0	2	2/11	8	51	6.4	13	0	
vs Cincinnati*	(S)	34	22	228	.647	3	0	1/9	7	41	5.9	17	0	
at Kansas City	(S)	42	23	246	.548	1	4	5/43	4	37	9.3	24	0	
vs Washington*	(S)	35	20	282	.571	1	0	3/23	6	15	2.5	11	1	
at Seattle	(S)	37	17	186	.441	1	0	1/7	3	17	5.7	9	0	
Regular Season Total		504	280	3,485	.556	19	13	32/233	52	257	4.9	24	1	
vs New England*	(S)	32	13	257	.406	1	2	1/4	5	-18	-3.6	22	1	AFC Div. Playoff
at Cleveland*	(S)	38	22	244	.579	1	1	2/19	4	56	14.0	34	0	AFC Championship
vs NY Giants	(S)	37	22	304	.595	1	1	3/26	6	27	4.5	10	1	Super Bowl XXI
Playoff Total		107	57	805	.533	3	4	6/49	15	101	6.7	34	2	

1987														
PASSING														
Opponent	S/P	Att.	Comp.	Yds.	Pct.	TD	INT	S/Yds.	Att.	Yds.	Avg.	LG	TD	Notes
vs Seattle*	(S)	32	22	338	.688	4	1	0/0	4	16	4.0	7	0	
at Green Bay	(S)	48	30	285	.625	0	3	1/4	4	36	9.0	14	0	
vs. Houston														NFL Strike
vs. L.A. Raiders*														NFL Strike
at Kansas City*														NFL Strike
at Minnesota	(S)	39	22	245	.564	2	1	5/39	7	37	5.3	15	1	
vs Detroit*	(S)	30	16	246	.533	1	0	1/9	4	42	10.5	26	2	
at Buffalo	(S)	30	13	163	.433	1	0	3/24	3	9	3.0	4	0	
vs Chicago*	(S)	40	21	341	.525	3	2	0/0	5	35	7.0	19	0	
at LA Raiders*	(S)	29	16	298	.552	1	0	2/22	7	25	3.6	12	1	
at San Diego*	(S)	32	21	347	.656	3	1	0/0	6	40	6.7	29	0	
vs New England*	(S)	37	17	265	.459	2	1	2/6	7	8	1.1	7	0	
at Seattle	(S)	42	21	335	.500	1	2	4/20	3	12	4.0	5	0	
vs Kansas City*	(S)	31	18	237	.581	1	0	1/11	11	20	1.8	6	0	
vs San Diego*	(S)	20	7	98	.350	0	1	2/12	5	24	4.8	11	0	
Regular Season Total		410	224	3,198	.546	19	12	20/138	66	304	4.6	29	4	
vs Houston*	(S)	25	14	259	.560	2	1	1/4	4	8	2.0	4	1	AFC Div. Playoff
vs Cleveland*	(S)	26	14	281	.538	3	1	2/25	11	36	3.3	11	0	AFC Championship
vs Washington	(S)	38	14	257	.368	1	3	5/50	3	32	10.7	21	0	Super Bowl XXII
Playoff Total		89	42	797	.472	6	5	8/79	18	76	4.2	21	1	

1988				
------	--	--	--	--

1990		PASSING										RUSHING									
Opponent	S/P	Att.	Comp.	Yds.	Pct.	TD	INT	S/Yds.	Att.	Yds.	Avg.	LG	TD	Notes							
at LA Raiders	(S)	31	14	157	.451	0	2	4/34	4	17	4.3	14	0								
vs. Kansas City*	(S)	30	14	263	.467	0	0	2/13	3	7	2.3	4	1								
vs. Seattle* <i>120.5</i>	(S)	40	30	297	.750	3	0	2/16	2	1	0.5	2	0								
at Buffalo	(S)	28	15	221	.536	1	2	2/19	4	21	5.3	14	0								
vs. Cleveland	(S)	33	16	175	.485	0	2	0/0	3	21	7.0	13	1								
vs. Pittsburgh	(S)	36	17	194	.472	0	0	3/16	6	38	6.3	14	0								
at Indianapolis* <i>724.7</i>	(S)	30	21	317	.700	2	0	3/24	3	3	1.0	5	0								
at Minnesota* <i>120.7</i>	(S)	10	8	88	.800	1	0	2/11	1	16	16.0	16	0								
at San Diego	(S)	30	17	171	.567	1	2	2/17	1	6	6.0	6	0								
vs. Chicago	(S)	41	24	262	.585	0	1	6/40	2	19	9.5	10	1								
at Detroit	(S)	36	24	243	.667	0	1	3/32	1	1	1.0	1	0								
vs. LA Raiders	(S)	31	20	241	.645	2	1	2/15	7	52	7.4	21	0								
at Kansas City <i>102.6</i>	(S)	36	24	328	.667	2	1	5/28	1	12	12.0	12	0								
vs. San Diego* <i>112.4</i>	(S)	29	18	248	.621	2	0	3/15	7	34	4.9	14	0								
at Seattle	(S)	35	18	171	.514	0	2	3/26	3	7	2.3	8	0								
vs. Green Bay*	(S)	26	14	160	.538	1	0	0/0	2	3	1.5	2	0								
Regular Season Total		502	294	3,526	.586	15	14	42/306	50	258	5.2	21	3								

1991		PASSING										RUSHING									
Opponent	S/P	Att.	Comp.	Yds.	Pct.	TD	INT	S/Yds.	Att.	Yds.	Avg.	LG	TD	Notes							
vs. Cincinnati* <i>118.4</i>	(S)	28	18	262	.643	2	0	0/0	3	9	3.0	5	2								
at LA Raiders	(S)	29	15	240	.517	1	0	5/26	4	7	1.8	9	0								
vs. Seattle*	(S)	32	19	252	.594	1	0	1/6	4	7	1.8	9	0								
vs. San Diego*	(S)	28	17	218	.607	0	1	1/2	3	6	2.0	9	0								
at Minnesota*	(S)	22	8	82	.364	0	0	3/19	3	14	4.7	17	1								
at Houston	(S)	42	24	301	.571	2	1	5/54	1	10	10.0	10	0								
vs. Kansas City*	(S)	27	14	270	.519	1	0	5/41	1	-1	-1.0	-1	0								
at New England*	(S)	27	15	154	.556	0	0	1/13	4	33	8.3	13	0								
vs. Pittsburgh*	(S)	23	10	140	.435	0	1	1/10	5	17	3.4	8	1								
vs. LA Raiders	(S)	31	13	191	.419	1	2	1/8	5	40	8.0	17	1								
at Kansas City*	(S)	20	9	134	.450	1	0	6/47	3	12	4.0	7	0								
at Seattle	(S)	23	13	132	.565	0	2	5/20	6	29	4.8	15	0								
vs. New England* <i>111.3</i>	(S)	25	18	215	.720	1	0	1/6	3	18	6.0	9	0								
at Cleveland*	(S)	29	16	221	.552	2	1	4/21	4	25	6.3	11	0								
vs. Phoenix*	(S)	33	19	245	.576	1	3	1/2	3	13	4.3	6	1								
at San Diego*	(S)	32	14	196	.438	0	1	5/30	3	16	5.3	11	0								
Regular Season Total		451	242	3,253	.537	13	12	45/305	55	255	4.6	17	6								
vs. Houston*	(S)	33	19	257	.576	1	1	0/0	6	39	6.5	15	0	AFC Div. Playoff							
at Buffalo	(S)	21	11	121	.524	0	1	3/24	4	10	2.5	7	0	AFC Championship							
Playoff Total		54	30	378	.556	1	2	3/24	10	49	4.9	15	0								

1992										PASSING										RUSHING									
Opponent	S/P	Att.	Comp.	Yds.	Pct.	TD	INT	S/Yds.	Att.	Yds.	Avg.	LG	TD	Notes	Att.	Yds.	Avg.	LG	TD	Notes									
vs. LA Raiders*	(S)	24	10	171	.417	0	1	4/18	5	16	3.2	6	0		5	16	3.2	6	0										
vs. San Diego*	(S)	24	14	186	.583	2	1	2/24	2	16	8.0	8	1		2	16	8.0	8	1										
at Philadelphia	(S)	18	8	59	.444	0	1	3/15	4	8	2.0	5	0		4	8	2.0	5	0										
at Cleveland*	(S)	17	10	157	.588	0	1	5/45	8	18	2.3	7	0		8	18	2.3	7	0										
vs. Kansas City* ⁽¹⁻³⁾	(S)	38	23	311	.605	2	0	5/32	4	8	2.0	6	0		4	8	2.0	6	0										
at Washington	(S)	32	15	128	.469	0	2	5/36	1	2	2.0	0	0		1	2	2.0	0	0										
vs. Houston ⁽¹⁻⁵⁾	(S)	21	13	192	.619	1	0	4/40	0	0	0.0	0	1		0	0	0.0	0	1										
at San Diego	(S)	39	21	260	.538	2	3	0/0	3	12	4.0	5	1		3	12	4.0	5	1										
vs. NY Jets*	(S)	33	18	261	.545	1	2	0/0	4	-2	-0.5	2	0		4	-2	-0.5	2	0										
vs. NY Giants*	(S)	9	6	96	.667	1	1	0/0	1	9	9.0	9	0	<i>injured right shoulder</i>	1	9	9.0	9	0										
at LA Raiders																													
at Seattle																													
vs. Dallas																													
at Buffalo																													
vs. Seattle*	(S)	29	20	210	.690	0	3	2/6	0	0	0.0	0	0		0	0	0.0	0	0										
at Kansas City	(S)	32	16	211	.500	1	2	6/56	2	7	3.5	6	0		2	7	3.5	6	0										
Regular Season Total		316	174	2,242	.551	10	17	36/272	34	94	2.8	9	2		34	94	2.8	9	2										

1997, cont.														
PASSING														
Opponent	S/P	Att.	Comp.	Yds.	Pct.	TD	INT	S/Yds.	Att.	Yds.	Avg.	LG	TD	Notes
vs. Oakland*	(S)	32	21	280	.656	1	0	2/13	3	5	1.7	6	0	
at San Diego*	(S)	33	20	240	.606	3	0	0/0	1	-1	-1.0	-1	0	
at Pittsburgh	(S)	42	17	248	.405	2	1	2/17	2	23	11.5	14	0	
at San Fran.	(S)	41	16	150	.390	0	2	1/9	0	0	0.0	0	0	
vs. San Diego*	(S)	26	17	273	.654	4	1	0/0	0	0	0.0	0	0	
Regular Season Total		502	280	3,635	.558	27	11	34/203	50	218	4.4	23	1	
vs. Jacksonville*	(S)	24	16	223	.667	1	0	3/22	1	0	0.0	0	0	AFC Wild Card Game
at Kansas City*	(S)	19	10	170	.526	0	0	1/7	1	-1	-1.0	-1	0	AFC Div. Playoff
at Pittsburgh*	(S)	31	18	210	.581	2	1	2/15	2	9	4.5	10	0	AFC Championship
vs. Green Bay*	(S)	22	12	123	.545	0	1	0/0	5	17	3.4	10	1	Super Bowl XXXII
Playoff Total		96	56	726	.583	3	2	6/44	9	25	2.8	10	1	

JOHN ELWAY POSTSEASON GAME-BY-GAME

(Denver victories asterisked)

Opponent (Date)	S/P	Att.	Comp.	Yds.	Pct.	TD	INT	S/Yds.	Att.	Yds.	Avg.	LG	TD	Notes
at Seattle (12/24/83)	P	15	10	123	.667	0	1	0/0	3	16	5.3	11	0	AFC Wild Card
vs Pittsburgh (12/30/84)	S	37	19	184	.513	2	2	4/37	4	16	4.0	13	0	AFC Div. Playoff
vs New Eng.* (1/4/87)	S	32	13	257	.406	1	2	1/4	5	18	3.6	22	1	AFC Div. Playoff
at Cleveland* (1/11/87)	S	38	22	244	.579	1	1	2/19	4	56	14.0	34	0	AFC Championship
vs NY Giants (1/25/87)	S	37	22	304	.595	1	1	3/26	6	27	4.5	10	1	Super Bowl XXI
vs Houston* (1/10/88)	S	25	14	259	.560	2	1	1/4	4	8	2.0	4	1	AFC Div. Playoff
vs Cleveland* (1/17/88)	S	26	14	281	.538	3	1	2/25	11	36	3.3	11	0	AFC Championship
vs Washington (1/31/88)	S	38	14	257	.368	1	3	5/50	3	32	10.7	21	0	Super Bowl XXII
vs Pittsburgh* (1/7/90)	S	20	12	239	.600	1	1	1/13	7	44	6.3	32	0	AFC Div. Playoff
vs Cleveland* (1/14/90)	S	36	20	385	.556	3	0	1/8	5	39	7.8	25	0	AFC Championship
vs. San Fran. (1/28/90)	S	26	10	108	.385	0	2	4/30	4	8	2.0	3	1	Super Bowl XXIV
vs. Houston* (1/4/92)	S	33	19	257	.576	1	1	0/0	6	39	6.5	15	0	AFC Div. Playoff
at Buffalo (1/12/92)	S	21	11	121	.524	0	1	3/24	4	10	2.5	7	0	AFC Championship
at LA Raiders (1/9/94)	S	47	29	302	.617	3	1	1/5	5	23	4.6	6	0	AFC Wild Card
vs. Jacksonville (1/4/97)	S	38	25	226	.658	2	0	1/1	5	30	6.0	19	0	AFC Championship
vs. Jacksonville* (12/27/97)	S	24	16	223	.667	1	0	3/22	1	0	0.0	0	0	AFC Wild Card
at Kansas City* (1/4/98)	S	19	10	170	.526	0	0	1/7	1	-1	-1.0	-1	0	AFC Div. Playoff
at Pittsburgh* (1/11/98)	S	31	18	210	.581	2	1	2/15	2	9	4.5	10	0	AFC Championship
vs. Green Bay* (1/25/98)	S	22	12	123	.545	0	1	0/0	5	17	3.4	10	1	Super Bowl XXXII
PLAYOFF TOTALS		19/18	565	310	4,273	.549	24	20	35/290	85	427	5.0	34	5

JOHN ELWAY'S 300-YARD PASSING GAMES (37; INCLUDES 3 POSTSEASON)

(Denver victories asterisked)

Opponent (Date)	Att.	Comp.	Yds.	Pct.	TD	INT	S/Yds.	Att.	Yds.	Avg.	LG	TD	Notes
vs Baltimore* (12/11/83)	44	23	345	.523	3	0	5/38	2	23	7.7	14	0	
vs New England* (11/4/84)	40	26	315	.650	3	1	3/24	4	3	0.8	4	0	
vs New Orleans* (9/15/85)	43	28	353	.651	4	1	3/26	3	2	0.7	4	0	
vs Kansas City* (12/14/85)	37	22	301	.595	1	5	0/0	6	4	0.7	3	0	
at Seattle* (12/20/85)	42	24	432	.571	1	0	5/47	0	0	0.0	0	0	
vs Seattle* (10/26/86)	32	18	321	.563	1	1	0/0	7	-6	-0.9	7	0	
at NY Giants (11/26/86)	47	29	336	.617	0	2	2/11	8	51	6.4	13	0	
vs NY Giants (1/25/87)	37	22	304	.595	1	1	3/26	6	27	4.5	10	1	Super Bowl XXI
vs Seattle* (9/13/87)	32	22	338	.688	4	1	0/0	4	16	4.0	7	0	
vs Chicago* (11/16/87)	40	21	341	.525	3	2	0/0	5	35	7.0	19	0	
at San Diego* (11/29/87)	32	21	347	.656	3	1	0/0	6	40	6.7	29	0	
at Seattle (12/13/87)	42	21	335	.500	1	2	4/20	3	12	4.0	5	0	
at LA Raiders (12/4/88)	49	29	324	.592	2	3	3/27	2	13	6.5	7	0	
at Seattle* (10/22/89)	35	18	344	.514	2	0	4/28	3	3	1.0	3	0	
vs. Cleveland* (1/14/90)	36	20	385	.556	3	0	1/8	5	39	7.8	25	0	AFC Championship
at Indianapolis* (10/21/90)	30	21	317	.700	2	0	3/24	3	3	1.0	5	0	
at Kansas City (12/9/90)	36	24	328	.667	2	1	5/28	1	12	12.0	12	0	
at Houston (10/6/91)	42	24	301	.571	2	1	5/54	1	10	10.0	10	0	
vs. Kansas City* (10/4/92)	38	23	311	.605	2	0	5/32	4	8	2.0	6	0	
at Kansas City (9/20/93)	45	28	300	.622	1	1	0/0	1	0	0.0	0	0	
at Green Bay (10/10/93)	59	33	367	.559	1	1	4/34	5	27	5.4	11	0	
at LA Raiders (1/2/94)	36	25	361	.694	3	0	0/0	2	21	10.5	18	0	
at LA Raiders (1/9/94)	47	29	302	.617	3	1	1/5	5	23	4.6	6	0	AFC Wild Card
vs. San Diego (9/4/94)	46	36	371	.783	3	2	4/30	1	1	1.0	1	0	
at N.Y. Jets (9/11/94)	42	29	319	.690	1	1	1/3	1	2	2.0	2	0	
vs. Cleveland* (10/30/94)	41	30	349	.732	2	0	1/6	2	14	7.0	12	0	
vs. Atlanta* (11/20/94)	42	27	382	.643	2	1	5/46	6	17	2.8	11	1	
vs. Buffalo* (9/3/95)	41	22	317	.537	0	1	2/18	4	29	7.3	15	0	
vs. Washington* (9/17/95)	47	30	327	.638	2	0	1/9	6	22	3.7	11	0	
vs. Oakland* (10/16/95)	46	23	324	.500	2	0	2/20	3	29	9.7	14	0	
at Houston (11/26/95)	41	27	332	.659	2	2	0/0	0	0	0.0	0	0	
at Oakland* (12/24/95)	41	24	320	.585	2	1	2/13	4	10	2.5	4	0	
at Cincinnati* (9/29/96)	37	23	335	.626	2	1	5/47	2	-1	-0.5	-1	0	
vs. San Diego* (10/6/96)	41	32	323	.780	4	1	1/11	8	37	4.6	14	0	
vs. Baltimore* (10/20/96)	39	25	326	.641	3	1	0/0	2	1	5.5	9	1	
at Minnesota* (11/24/96)	36	27	334	.750	2	1	3/25	2	8	4.0	8	0	
at Oakland (10/19/97)	46	26	309	.565	1	0	3/15	5	48	9.6	16	0	

JOHN ELWAY'S TOUCHDOWN TARGETS

(Bold indicates players still active with Broncos)

REGULAR SEASON (278 TDs, 40 DIFFERENT PLAYERS)

35	Vance Johnson
33	Shannon Sharpe
21	Mark Jackson, Anthony Miller
17	Ed McCaffrey
16	Steve Watson
15	Rod Smith
10	Steve Sewell
9	Butch Johnson
8	Clarence Kay, Clint Sampson, Michael Young
7	Gene Lang, Sammy Winder
6	Glyn Milburn, Ricky Nattiel
5	Derek Russell, Gerald Willhite
4	Orson Mobley, Mike Pritchard
3	Terrell Davis, Jerry Evans, Reggie Johnson, Arthur Marshall
2	Melvin Bratton, Aaron Craver, Willie Green, Rick Massie, Jim Wright
1	Ray Alexander, Jeff Campbell, Dwayne Carswell, Bobby Humphrey, Jesse Myles, Rick Parros, Reggie Rivers, Mike Sherrard, Detron Smith, Dave Studdard, Cedric Tillman

POSTSEASON (24 TDs, 15 DIFFERENT PLAYERS)

4	Vance Johnson
2	Mark Jackson, Clarence Kay, Ed McCaffrey, Ricky Nattiel, Shannon Sharpe, Sammy Winder
1	Howard Griffith, Reggie Johnson, Orson Mobley, Derek Russell, Rod Smith, Steve Watson, Jim Wright, Michael Young

JOHN ELWAY'S CAREER DRIVE ENGINEERING

Season	Drives	Drives Ended by									Points Yielded	Points/ Drive	Quarterback Drive Efficiency*	
	Started	TD	FG	FGA	PNT	DWN	TRN	SAF	CLK	RPL				
1983	108	11	8	1	52	4	23	0	7	2	101	0.94	17.6%	20.2%
1984	162	29	16	5	70	1	26	0	15	1	248	1.53	27.8%	34.2%
1985	215	42	23	15	92	4	29	0	9	1	360	1.67	30.2%	39.0%
1986	187	38	20	8	81	2	23	2	13	0	325	1.74	31.0%	37.9%
1987	139	34	17	7	47	4	21	0	9	0	289	2.08	36.7%	44.6%
1988	171	30	20	12	63	5	29	1	11	0	270	1.58	29.2%	38.8%
1989	163	32	24	5	66	4	25	0	7	0	296	1.81	34.3%	39.1%
1990	169	34	22	9	59	4	29	0	11	1	302	1.79	33.1%	41.4%
1991	176	29	26	9	73	6	21	0	11	1	280	1.59	31.3%	39.0%
1992	132	18	15	4	59	2	26	0	8	0	171	1.30	25.0%	29.8%
1993	185	41	26	9	66	7	21	1	14	0	364	1.97	36.2%	44.4%
1994	160	31	25	7	57	8	22	0	10	0	290	1.81	35.0%	39.2%
1995	167	40	29	7	50	5	28	0	8	0	368	2.20	41.3%	45.4%
1996	158	45	18	6	53	2	22	0	10	2	372	2.35	39.9%	45.0%
1997	180	44	28	11	59	6	20	0	12	0	395	2.19	40.0%	49.4%
TOTALS	2,472	498	317	115	947	64	365	4	155	8	4,431	1.79	33.0%	40.3%

(*—the second number is the percentage the quarterback has put his team in position to score, allowing for missed field goal and subtracting those drives ended by the clock and replaced due to injury. #—drives for 1984 add to one more than drives started because Elway replaced Kubiak on one drive.)

NOTES:

- For his career, he has directed Denver to scores in better than 3 in 10 drives; when you adjust the figure as stated above, the figures work to just over 40 in 100.
- In 2,472 career drives started, he has been replaced only eight times due to injury (based on if a replacement QB earned at least one first down on the drive; that's 0.324 percent, or 3.24 in 1,000).
- As far as drive efficiency is concerned, Elway had his best seasons in 1995 and '97.

JOHN ELWAY'S FOURTH-QUARTER HEROICS

In his career (1983-97) John Elway has engineered 41 fourth-quarter or overtime, game-saving or game-winning drives for the Broncos, and the team has a record of 44-0-1 in those contests. Those games include:

• 38 fourth-quarter or overtime, game-winning drives (marked on the following page with an asterisk). The Broncos have scored the winning points 22 times with fewer than three minutes remaining, 20 times under two minutes, and 12 times with less than a minute left.

• seven fourth-quarter, game-tying drives. Denver went on to win six of those contests in regulation or overtime, and one game ended tied. The Broncos won in regulation vs. New England (11/4/84) and at Seattle (12/20/

JOHN ELWAY'S FOURTH-QUARTER HEROICS — GAME-BY-GAME

- *Dec. 11, 1983 vs. Baltimore — Throws three fourth-quarter TD passes, the last a 26-yarder to Gerald Willhite with 0:44 left in 21-19 win.
- Nov. 4, 1984 vs. New England — Directs 8-play, 78-yard drive for seven-yard TD pass to Bulch Johnson with 4:03 left to tie score at 19-19; Dennis Smith returns a fumble 64 yards for TD with 1:45 left in a 26-19 win.
- *Nov. 11, 1984 at San Diego — Directs 10-play, 77-yard drive for Sammy Winder one-yard TD run with 0:38 left in 16-13 win.
- *Dec. 9, 1984 vs. San Diego — Directs 12-play, 40-yard drive for Rich Karlis field goal with 2:08 left in 16-13 win.
- *Sept. 22, 1985 vs. Atlanta — Directs three scoring drives (two TDs, one FG) in fourth quarter, erasing 28-27 deficit, in 44-28 win.
- *Nov. 11, 1985 vs. San Francisco — Directs 9-play, 63-yard drive for Rich Karlis 24-yard field goal with 1:27 left in 17-16 win.
- Nov. 17, 1985 vs. San Diego — Directs 7-play, 48-yard drive for Rich Karlis 34-yard field goal with 0:05 left to tie San Diego; Denver wins 30-24 on Louis Wright's 60-yard TD return of a blocked field goal in OT.
- *Dec. 1, 1985 at Pittsburgh — Directs 7-play, 58-yard drive for Steve Sewell two-yard TD run with 1:45 left, taking a 24-23 lead; Mike Harden returns an interception 42 yards for a score for 31-23 win.
- *Dec. 14, 1985 vs. Kansas City — Directs 8-play, 59-yard drive for Sammy Winder one-yard TD run with 0:22 left in 14-13 win.
- Dec. 20, 1985 at Seattle — Directs 8-play, 80-yard drive for Steve Sewell one-yard run to tie game at 24-24 with 2:35 remaining; then passes for 27 yards to start a five-play, 34-yard drive (Gary Kubiak takes over when Elway is injured) for a Rich Karlis 43-yard field goal with 0:55 remaining in 27-24 win.
- *Sept. 7, 1986 vs. L.A. Raiders — Directs 9-play, 39-yard drive for seven-yard pass to Gene Lang with 5:11 left in 38-36 win.
- Jan. 11, 1987 at Cleveland (AFC Championship Game) — Directs 15-play, 98-yard drive for five-yard TD pass to Mark Jackson with 0:39 left to tie game 20-20; in Denver's first OT possession, directs 60-yard drive for Rich Karlis 33-yard FG in 23-20 win.
- Sept. 20, 1987 at Green Bay — Directs 18-play, 80-yard drive for Steve Sewell one-yard run with 5:53 remaining to tie game at 17-17; game ends in an overtime tie.
- *Nov. 16, 1987 vs. Chicago — Directs 8-play, 61-yard drive for Steve Sewell four-yard TD run with 4:58 left in 31-29 win.
- *Dec. 6, 1987 vs. New England — Directs 6-play, 74-yard drive for two-yard TD pass to Mark Jackson with 12:41 left for 24-20 lead; Mark Haynes later returns an interception for 14 yards and a score in 31-20 win.
- *Jan. 17, 1988 vs. Cleveland (AFC Championship Game) — Directs 5-play, 75-yard drive for 20-yard TD pass to Sammy Winder with 4:01 left for 38-31 lead; after safety and Ernest Byner fumble, Denver wins 38-33.
- Oct. 9, 1988 at San Francisco — Directs 9-play, 58-yard drive for eight-yard TD pass to Vance Johnson with 8:37 left to tie game 13-13; Broncos win in overtime when Steve Wilson's interception sets up Rich Karlis 22-yard field goal 8:11 into overtime.
- *Oct. 8, 1989 vs. San Diego — Directs 11-play, 74-yard drive for Bobby Humphrey 17-yard TD run with 1:03 left in 16-10 win.
- Oct. 22, 1989 at Seattle — Throws 54-yard TD pass to Vance Johnson with 2:19 left (only play of drive) to tie game 21-21; Dennis Smith interception sets up David Treadwell's 27-yard field goal at 7:14 of OT for 24-21 win.
- *Nov. 12, 1989 at Kansas City — Directs 10-play, 72-yard drive for David Treadwell 26-yard FG with 0:01 left in 16-13 win.
- *Jan. 7, 1990 vs. Pittsburgh (AFC Divisional Playoff) — Directs 9-play, 71-yard drive for Melvin Bratton one-yard run with 2:27 left in 24-23 win.
- *Sept. 17, 1990 vs. Kansas City — Directs 10-play, 79-yard drive for David Treadwell 22-yard FG with 0:00 left for 24-23 win.
- *Oct. 21, 1990 at Indianapolis — Directs 9-play, 58-yard drive for David Treadwell 42-yard FG to break tie with 3:45 left; then directs five-play, 56-yard drive for Steve Sewell two-yard run with 1:41 left in 27-17 win.
- *Oct. 20, 1991 vs. Kansas City — Directs 7-play, 70-yard drive for David Treadwell 27-yard field goal with 2:37 left in 19-16 win.
- *Oct. 27, 1991 at New England — Directs 9-play, 42-yard drive for David Treadwell 34-yard field goal with 1:56 left in 9-6 win.
- *Dec. 8, 1991 at Cleveland — Directs 16-play, 64-yard drive for six-yard TD pass to Vance Johnson with 8:54 left to break 7-7 tie; then directs six-play, 66-yard drive for David Treadwell 37-yard field goal with 3:29 remaining in 17-7 win.
- *Dec. 15, 1991 vs. Phoenix — Directs 6-play, 66-yard drive for Elway's four-yard TD run with 1:46 left in 24-19 win.
- *Jan. 4, 1992 vs. Houston (AFC Divisional Playoff) — Directs 12-play, 87-yard drive for David Treadwell 28-yard field goal with 0:20 left in 26-24 win.
- *Sept. 6, 1992 vs. L.A. Raiders — Directs 7-play, 85-yard drive for Reggie Rivers one-yard TD run with 0:55 left in 17-13 win.
- *Oct. 4, 1992 vs. Kansas City — Directs 14-play, 80-yard drive for 25-yard pass to Mark Jackson with 1:55 left to pull Denver within six points at 19-13; after a 28-yard punt return, directs a three-play, 27-yard drive for a 12-yard TD pass to Vance Johnson with 0:38 left in 20-19 win.
- *Oct. 18, 1992 vs. Houston — Directs 3-play, 80-yard drive for Reggie Rivers' 20-yard TD run with 1:34 left in 27-21 win.
- *Dec. 12, 1993 vs. Kansas City — Directs three-play, 11-yard drive for six-yard TD pass to Shannon Sharpe with 10:34 left in 27-21 win.
- *Oct. 23, 1994 at San Diego — Directs 4-play, four-yard drive to set up Jason Elam's 54-yard field goal with 10:02 remaining that put Denver ahead 17-15; then directed a nine-play, 66-yard drive to set up Elam for a 25-yard field goal that provided the final score of 20-15 with 4:07 remaining.
- *Nov. 20, 1994 vs. Atlanta — Directs 10-play, 73-yard drive for 32-yard TD pass to Anthony Miller to pull Denver within 28-25 with 10:19 remaining; then drove the Broncos 57 yards in 10 plays, capping the drive with a four-yard TD run to put Denver ahead to stay 32-28 with 1:56 remaining.
- *Sept. 17, 1995 vs. Washington — Directs 8-play, 80-yard drive that culminated with a 43-yard TD strike to Rod Smith on the final play of the game (play started at 0:06), breaking a 31-31 tie and giving Denver a 38-31 win. The drive began on the Broncos' 20-yard line with 1:07 remaining.
- *Nov. 19, 1995 vs. San Diego — Directs 7-play, 53-yard drive to set up Jason Elam's game-winning 32-yard field goal, breaking a 27-27 tie, and lifting Denver to a 30-27 win. The drive began on the Broncos' 33-yard line with 3:43 remaining.

- *Dec. 24, 1995 at Oakland — Directs 12-play, 79-yard drive to set up Jason Elam's 27-yard field goal to pull Denver to within 28-20 with 12:47 remaining; then drove the Broncos 87 yards in 13 plays, culminating with a four-yard TD pass to Ed McCaffrey — on which Elway ran in for the two-point conversion — to tie the score at 28-28 with 5:46 remaining; then drove 53 yards in nine plays to set up Elam's game-winning 37-yard field goal with 0:48 remaining, giving Denver the 31-28 victory.
- *Sept. 15, 1996 vs. Tampa Bay — Directs 14-play, 80-yard drive over an 8:11 span, capped by Terrell Davis' three-yard run with 3:32 remaining, giving Denver a 27-23 win.
- *Oct. 20, 1996 vs. Baltimore — Directs 10-play, 57-yard yard drive in 4:31, culminating with a 6-yard touchdown pass to Ed McCaffrey, to put Denver ahead 38-34 with 10:57 remaining. He later led the club 15 yards in three plays, capped by his own 9-yard touchdown run with 1:16 remaining, to provide the final margin of 45-34.
- *Nov. 4, 1996 at Oakland — Directs 6-play, 73-yard drive over a 47-second span, culminating with a 49-yard touchdown pass to Rod Smith with 4:14 remaining to erase a 21-16 Raiders lead and lift Denver to a 22-21 win.
- *Nov. 24, 1996 at Minnesota — Directs 11-play, 84-yard drive in 5:02, capped by a five-yard touchdown pass to Ed McCaffrey with 19 seconds remaining that was tipped three times by Vikings defenders, to give Denver a 21-17 win.
- *Oct. 26, 1997 at Buffalo — Directs 9-play, 43-yards drive in 4:47 during overtime to set up a 33-yard Jason Elam field goal with 1:56 remaining on the clock, giving Denver a 23-20 win.
- *Nov. 2, 1997 vs. Seattle — Directs 8-play, 69-yard drive in 4:34 to set up a 22-yard Jason Elam field goal with 7:28 remaining, breaking a 27-27 tie and giving Denver a 30-27 win.
- *Jan. 4, 1998 at Kansas City (AFC Divisional Playoff) — Directs 6-play, 49-yard drive in 2:38, capped by a 1-yard Terrell Davis touchdown run with 12:32 remaining to give Denver a 14-10 AFC Divisional Playoff victory. Key to the drive was Elway's 43-yard strike to Ed McCaffrey that set up the Broncos at the Chiefs' 1-yard line.
- *Jan. 25, 1998 vs. Green Bay (Super Bowl XXXII) — Directs 5-play, 49-yard drive in 1:42, culminating in a 1-yard Terrell Davis touchdown run with 1:45 remaining to break a 24-24 tie and give Denver a 31-24 win to claim its first World Championship. Key to the drive was a screen pass to fullback Howard Griffith that covered 23 yards and put Denver at the Green Bay 8-yard line.

JOHN ELWAY'S GAME-BY-GAME STATISTICS:
45 "FOURTH-QUARTER HEROICS" GAMES

Date	S/P	PASSING							RUSHING					NOTES
		Att.	Cmp.	Yds.	Pct.	TD	INT	S/Yds.	Att.	Yds.	Avg.	LG	TD	
vs Baltimore*	(S)	44	23	345	.523	3	0	5/38	3	23	7.7	14	0	
vs New England*	(S)	40	26	315	.650	3	1	3/24	4	3	0.8	4	0	
at San Diego*	(S)	35	19	188	.543	0	0	3/11	6	25	4.2	13	0	
vs. San Diego*	(S)	31	18	193	.581	0	1	1/12	7	23	3.2	11	0	
at Atlanta*	(S)	38	19	291	.500	3	2	2/11	6	32	5.3	17	0	
vs San Francisco*	(S)	42	20	215	.476	2	1	0/0	3	16	5.3	12	0	
vs San Diego*	(S)	50	28	261	.560	1	2	3/21	2	8	4.0	5	0	
at Pittsburgh*	(S)	41	24	238	.585	1	1	0/0	2	3	1.5	3	0	
vs Kansas City*	(S)	37	22	301	.595	1	5	0/0	6	4	0.7	3	0	
at Seattle*	(S)	42	24	432	.571	1	0	5/47	0	0	0.0	0	0	
vs LA Raiders*	(S)	35	21	239	.600	2	0	2/18	0	0	0.0	0	0	
at Cleveland*	(S)	38	22	244	.579	1	1	2/19	4	56	14.0	34	0	AFC Championship
at Green Bay	(S)	48	30	285	.625	0	3	1/4	4	36	9.0	14	0	
vs Chicago*	(S)	40	21	341	.525	3	2	0/0	5	35	7.0	19	0	
vs New England*	(S)	37	17	265	.459	2	1	2/6	7	8	1.1	7	0	
vs Cleveland*	(S)	26	14	281	.538	3	1	2/25	11	36	3.3	11	0	AFC Championship
at San Francisco*	(S)	39	21	210	.538	1	2	5/43	5	16	3.2	5	0	
vs. San Diego*	(S)	35	19	199	.543	0	1	3/20	7	30	4.3	13	0	
at Seattle*	(S)	35	18	344	.514	2	0	4/28	3	3	1.0	3	0	
at Kansas City*	(S)	22	11	133	.500	0	1	2/21	1	-2	-2.0	-2	0	
vs. Pittsburgh*	(S)	20	12	239	.600	1	1	1/13	7	44	6.3	32	0	AFC Div. Playoff
vs. Kansas City*	(S)	30	14	263	.467	0	0	2/13	3	7	2.3	4	1	
at Indianapolis*	(S)	30	21	317	.700	2	0	3/24	3	3	1.0	5	0	
vs. Kansas City*	(S)	27	14	270	.519	1	0	5/41	1	-1	-1.0	-1	0	
at New England*	(S)	27	15	154	.556	0	0	1/13	4	33	8.3	13	0	
at Cleveland*	(S)	29	16	221	.552	2	1	4/21	4	25	6.3	11	0	
vs. Phoenix*	(S)	33	19	245	.576	1	3	1/2	3	13	4.3	6	1	
vs. Houston*	(S)	33	19	257	.576	1	1	0/0	6	39	6.5	15	0	AFC Div. Playoff
vs. LA Raiders*	(S)	24	10	171	.417	0	1	4/18	5	16	3.2	6	0	
vs. Kansas City*	(S)	38	23	311	.605	2	0	5/32	4	8	2.0	6	0	
vs. Houston*	(S)	21	13	192	.619	1	0	4/40	0	0	0.0	0	0	
vs. Kansas City*	(S)	30	20	221	.667	3	2	2/17	4	1	0.3	2	0	
at San Diego*	(S)	31	22	241	.710	1	1	3/6	7	21	3.0	10	0	
vs. Atlanta*	(S)	42	27	382	.643	2	1	5/46	6	17	2.8	11	1	
vs. Washington*	(S)	47	30	327	.638	2	0	1/9	6	22	3.7	11	0	
vs. San Diego*	(S)	34	19	290	.559	2	2	0/0	1	-3	-3.0	-3	0	
at Oakland*	(S)	41	24	320	.585	2	1	2/13	4	10	2.5	4	0	
vs. Tampa Bay*	(S)	34	25	180	.735	1	2	0/0	4	3	0.8	6	0	
vs. Baltimore*	(S)	39	25	326	.641	3	1	0/0	2	11	5.5	9	1	
at Oakland*	(S)	33	16	182	.485	2	1	2/22	9	70	7.8	18	0	
at Minnesota*	(S)	36	27	334	.750	2	1	3/25	2	8	4.0	8	0	
at Buffalo*	(S)	30	16	133	.533	0	2	5/17	2	14	7.0	12	0	
vs. Seattle*	(S)	30	19	252	.633	2	0	1/7	7	24	3.4	9	0	
at Kansas City*	(S)	19	10	170	.526	0	0	1/7	1	-1	-1.0	-1	0	AFC Div. Playoff
vs. Green Bay*	(S)	22	12	123	.545	0	1	0/0	5	17	3.4	10	1	Super Bowl XXXII
TOTALS		1,535	885	11,431	.577	62	47	100/704	190	756	4.0	34	5	

JOHN ELWAY VS. THE NFL

(Regular season only)

	W-L	ATT	COMP	YDS	PCT	TD	INT	LG	SK/YDS
Kansas City	16-12	873	487	6,206	.558	26	34	78	79/560
L.A./Oakland	11-15	821	449	5,593	.547	31	27	86	67/540
San Diego	19-10	902	518	6,297	.574	34	33	68	59/401
Seattle	18-9	885	508	6,358	.574	38	25	73	65/432
AFC West	64-46	3,481	1,962	24,454	.564	129	119	86	270/1933
Baltimore Ravens	1-0	39	25	326	.641	3	1	35	0/0
Cincinnati	6-0	176	106	1,353	.602	12	3	52	13/105
Cleveland	7-2	251	147	2,005	.586	14	7	68	16/126
Houston	2-2	138	81	1,081	.587	8	6	70	11/109
Jacksonville	1-0	34	22	286	.647	4	1	62	0/0
Pittsburgh	6-2	234	122	1,614	.521	8	6	63	16/126
AFC Central	23-6	872	503	6,665	.577	49	24	70	56/466
Buffalo	4-3	225	117	1,469	.520	6	8	49	19/135
Balt./Indianapolis	6-1	213	118	1,545	.554	8	2	66	17/129
Miami	0-1	37	18	250	.486	0	1	29	3/24
New England	9-0	276	156	1,944	.565	10	8	60	11/73
NY Jets	3-2	165	96	1,177	.582	6	6	80	10/61
AFC East	22-7	916	505	6,385	.551	30	25	80	60/422
AFC Totals	109-59	5,275	2,975	37,640	.564	208	168	86	382/2833
Atlanta	4-0	139	80	1,151	.576	9	4	65	12/87
Carolina	1-0	23	14	227	.609	1	0	36	3/15
L.A./St. Louis Rams	2-2	147	79	989	.537	11	3	72	5/43
New Orleans	1-1	79	46	519	.582	4	2	65	4/35
San Francisco	2-2	140	67	681	.479	3	6	50	12/89
NFC West	10-5	528	286	3,417	.542	28	15	72	36/269
Chicago	3-2	150	84	961	.560	4	4	51	13/79
Detroit	2-1	88	56	699	.636	2	2	42	7/72
Green Bay	2-1-1	153	88	913	.575	2	5	49	5/38
Minnesota	3-3	166	111	1,257	.669	12	3	50	17/134
Tampa Bay	1-1	75	51	405	.680	1	2	40	1/0
NFC Central	11-8-1	632	390	4,235	.617	21	16	51	43/323
Dallas	1-1	48	23	352	.479	5	1	59	3/24
NY Giants	1-2	103	58	724	.563	2	3	51	3/19
Philadelphia	1-4	105	56	680	.533	5	6	46	16/119
Phoenix/Arizona	3-0	83	55	748	.663	6	5	47	4/26
Washington	2-1	114	65	737	.570	3	2	43	9/67
NFC East	8-8	453	257	3,241	.567	21	17	59	35/255
NFC Totals	29-21-1	1,619	938	11,029	.578	70	48	72	115/858
NFL Totals	138-80-1	6,894	3,913	48,669	.568	278	216	86	497/3645
HOME	88-23	3,549	2,058	26,132	.580	167	109	86	209/1567
ROAD	50-57-1	3,345	1,855	22,537	.555	111	107	73	292/2109
GRASS	113-50-1	5,172	2,888	36,858	.558	221	161	86	345/2561
TURF	25-30-0	1,722	1,025	11,811	.595	57	55	73	156/1115
OUTDOORS	126-67-1	6,072	3,444	42,806	.567	248	195	86	426/3129
INDOORS	12-13	822	469	5,863	.571	30	21	73	75/547
AUGUST	1-0	28	17	246	.607	0	0	78	2/14
SEPTEMBER	37-20-1	1,793	1,014	12,397	.565	76	60	86	124/866
OCTOBER	33-17	1,621	909	11,329	.561	61	42	71	132/961
NOVEMBER	41-22	1,927	948	13,426	.492	83	53	80	130/963
DECEMBER	26-20	1,489	1,000	10,910	.672	55	61	73	111/823
JANUARY	0-1	36	25	361	.694	3	0	54	0/0
ALL SUN. GMS.	118-68-1	5,889	3,375	41,946	.573	249	176	78	425/3114
SUN. NIGHT	9-8	460	267	3,218	.580	15	14	60	33/227
MON. NIGHT	12-10	714	374	4,604	.524	23	26	86	50/379
THURSDAY	0-1	36	24	243	.667	0	1	33	3/32
FRIDAY	1-0	42	24	432	.571	1	0	60	5/46
SATURDAY	7-1	213	116	1,444	.545	5	13	73	19/109
PRIME TIME	22-18	1,216	665	8,251	.547	39	40	86	88/653
WINS	138	4,211	2,436	31,394	.578	204	108	80	264/1897
LOSSES	80	2,617	1,437	16,845	.549	73	105	86	232/1748
TIES	1	48	30	285	.625	0	3	25	1/4
NON-STARTS	2	18	10	145	.556	1	0	25	2/17

DAVID GAMBLE WIDE RECEIVER

6-1 • 190 • 2ND YR. • NEW HAMPSHIRE



BORN: June 14, 1971 in Albany, N.Y.
HIGH SCHOOL: Colonie Central High School, Albany, N.Y.
RESIDES: Albany, N.Y.
ACQUIRED: Free Agent, 1997
PRO YEAR: 2nd • **YEAR WITH BRONCOS:** 2nd
NFL GAMES PLAYED/STARTED: 2/0

82

David Gamble got his first opportunity for playing time in the NFL in 1997, suiting up for two games with the Broncos after spending most of the season on the practice squad. He underwent offseason shoulder surgery and will attempt to make an even greater impact in 1998, vying for one of the coveted wide receiver positions. Gamble entered the league in 1994 as a rookie free agent with Philadelphia.

1997: Gamble played in his first two NFL games (vs. Oak., 11/24 and at S.D., 11/30) with the Broncos after being signed from the practice squad Nov. 18. He played on special teams, making a tackle on the opening kickoff against the Chargers, a 38-28 Denver victory. He was waived Dec. 8 and re-signed to the practice squad Dec. 9, where he spent the remainder of the season.

1996: Gamble was in training camp with the Broncos but did not make the team. He had signed with the Broncos April 6. **1995:** Gamble spent the season in the Canadian Football League with San Antonio, catching 17 passes for 381 yards (22.4 avg.) in 12 games. He also had nine special teams stops and returned three kickoffs for no yardage. He added seven receptions for 82 yards and a score in two playoff games. **1994:** Gamble was signed by Philadelphia as a rookie free agent and was with the Eagles in training camp before being released.

COLLEGE: Gamble played collegiately at New Hampshire, where he appeared in 45 games, catching 182 passes for a school-record 3,072 yards (16.9 avg.) and 23 touchdowns. He had 67 receptions for 1,138 yards (16.9 avg.) and 13 touchdowns as a senior, ranking fifth nationally in I-AA, leading his team in scoring and earning first-team All-Yankee Conference honors. Gamble majored in sociology at New Hampshire.

PERSONAL: Gamble is a graduate of Colonie Central High School in Albany, N.Y., where he starred in football. He was born June 14, 1971 in Albany, N.Y. David is single and resides in Albany, N.Y.

GAMBLE'S REGULAR SEASON RECORD

Year	Club	RECEIVING						SCORING					
		G	S	No.	Yds.	Avg.	LG	TD	TD	TDr	TDp	TDr	2pt.
1997	Denver	2	0	0	0	0.0	0	0	0	0	0	0	0
CAREER TOTAL		2	0	0	0	0.0	0	0	0	0	0	0	0

ADDITIONAL STATISTICS: Special Teams Tackles — 1997 (1).



LEO GOEAS TACKLE

6-4 • 300 • 9TH YR. • HAWAII

BORN: August 15, 1966 in Honolulu, Hawaii
HIGH SCHOOL: Kamehameha High School, Honolulu, Hawaii
RESIDES: Larkspur, Colo.
ACQUIRED: Free Agent, 1998
PRO YEAR: 9th • **YEAR WITH BRONCOS:** 1st
NFL GAMES PLAYED/STARTED: 112/81

67

Leo Goeas comes to the Broncos from the Baltimore Ravens as a solid-lifting force for an offensive line that is regarded as one of the best in pro football. Goeas, now with his fourth NFL team, has played in 112 NFL games (81 starts) at guard, center and tackle during his career, making himself a valuable and versatile commodity. In Denver he is reunited with one of his former offensive line coaches, Alex Gibbs (San Diego). Goeas entered the NFL in 1990 as a third-round (No. 60 overall) draft choice of the Chargers, with whom he played for three seasons before stints with the Rams (1993-96) and Ravens (1997).

1997: Goeas played in 11 games with the Ravens and started seven — six of which came at left guard and the other at center. His start at center in Week Three vs. Giants was the first of his career at that position. He suffered a pectoral muscle tear vs. Philadelphia (11/16) and was inactive for the next three games before being placed on injured reserve Dec. 14.

1996: Goeas started the final 13 games at left guard for the St. Louis Rams. He began the season backing up Bern Brostek, but moved into the starting lineup when Brostek was moved to center. He played in his 100th career game against Atlanta (12/15). He also saw action at left tackle in one game (9/8 vs. San Francisco), replacing an injured Wayne Gandy. **1995:** Goeas played in 15 games and started 14 at left guard for the Rams. He also backed up Bern Brostek at center and saw action there in two games. Goeas missed the Washington game (12/17) with the flu, and won a game ball vs. Atlanta (10/12) after the Rams gained a season-high 451 total yards. **1994:** Goeas started 13 games at right guard for the Rams. He missed three starts with an abdominal strain, snapping his streak of 25 straight starts (snapped 11/6 vs. Denver). **1993:** Goeas started all 16 games in his first season with the Rams, one of only three St. Louis linemen to do so. **1992:** Goeas played in all 16 games for San Diego and started five at right tackle after being inserted into the lineup for an injured Broderick Thompson. He also played in both of San Diego's post-season games (vs. K.C. and at Miami), but did not start either game. **1991:** Goeas started the final four games for San Diego at left tackle, seeing action in six other contests. **1990:** Goeas won All-Rookie honors from UPI, *Pro Football Weekly*, *Football Digest*, *Football News*, *Pro Football Newsweekly*, and the Pro Football Writer's Association, playing in 15 games and starting nine. The recipient of the Chargers' Ed Block Courage Award, Goeas made his first NFL start at Pittsburgh (10/7) after having suffered a fractured left foot during training camp. He was the Chargers' second third-round selection and the 60th player chosen overall.

COLLEGE: Goeas earned second-team All-America honors and first-team All-WAC honors his senior year at Hawaii, starting every game at left tackle. Among his teammates at Hawaii was Broncos' placekicker Jason Elam. Goeas was an economics major.

PERSONAL: Goeas was an all-state selection as a senior at Kamehameha High School in Honolulu, Hawaii. He has had acting parts in two different television series, "Jake and the Fatman" and "Magnum P.I." Goeas raises and trains German Shepherds and Rottweilers, and also breeds horses. The youngest of five children, Leo and his wife, Kathy, have four children, Matthew (2/12/87), Colton Lee (5/16/94), Alixandra (7/1/91) and Rebecca (4/6/98). The family resides in Larkspur, Colo. Leo Douglas Goeas was born August 15, 1966 in Honolulu.

GOEAS' REGULAR SEASON RECORD

Year	Club	G	S
1990	San Diego	15	9
1991	San Diego	10	4
1992	San Diego	16	5
1993	L.A. Rams	16	16
1994	L.A. Rams	13	13
1995	St. Louis Rams	15	14
1996	St. Louis Rams	16	13
1997	Baltimore	11	7
CAREER TOTAL		112	81

GOEAS' POSTSEASON RECORD

Year	Club	G	S
1992	San Diego	2	0
CAREER TOTAL		2	0



DARRIEN GORDON CORNERBACK

5-II • 185 • 6TH YR. • STANFORD

BORN: November 14, 1970 in Shawnee, Okla.
HIGH SCHOOL: Shawnee High School, Shawnee, Okla.
RESIDES: Shawnee, Okla.
ACQUIRED: Unrestricted Free Agent (San Diego), 1997
PRO YEAR: 6th • YEAR WITH BRONCOS: 2nd
NFL GAMES PLAYED/STARTED: 64/45

21

Darrien Gordon proved to be one of Denver's key offseason acquisitions in 1997, playing an instrumental role in Denver's run to its first World Championship. A cornerback who started all 16 regular season games and four more in the post-season, Gordon was electrifying in his additional role as punt returner, taking three back for touchdowns to increase his NFL total to six, tied for fifth-most in league history. He ranks No. 1 in NFL history in career punt return average, with a mark of 13.6. Gordon in 1997 joined an elite group of nine players all-time who have returned two punts for touchdowns in the same game (vs. Carolina, 11/9/97), and is one of only four to do so in the same quarter. In his five professional seasons,

BRONCOS PUNT RETURN RECORDS

LONGEST SCORING PUNT RETURNS

PLAYER (OPP., DATE)	RETURN
1. Darrien Gordon (vs. St. L., 9/14/97)	94
2. Rick Upchurch (vs. S.D., 10/3/76)	92
3. Rick Upchurch (vs. Pitt., 11/6/77)	87

MOST PUNT RETURN YARDS, GAME

PLAYER (OPP., DATE)	YARDS
1. Darrien Gordon (vs. Car., 11/9/97)	168
2. Rick Upchurch (vs. Pitt., 11/6/77)	167
3. Kevin Clark (vs. S.D., 12/27/87)	144

Gordon has amassed 239 tackles (215 solo), including four sacks (-9), and added 11 interceptions (156 yds.), 31 passes defended, one forced fumble and six fumble recoveries. He has returned one interception for a touchdown (32 yds. at Seattle, 9/7/97). Gordon's punt return totals include 143 returns for 1,950 yards (NFL-best 13.6) with 69 fair catches, a long of 94 yards (TD) and six touchdowns. The five-year veteran has now played in 64 NFL games (45 starts) and seven post-season contests (all starts). Gordon began his NFL career in San Diego in 1993 as a first-round draft pick (No. 22), and played four seasons for the Chargers. He started at cornerback for the club in Super Bowl XXIX vs. San Francisco (1/29/95) and made five tackles. Gordon's single-game career highs include: 10 tackles (vs. Raiders, 11/21/93), two interceptions (at N.E., 11/20/94), a long interception return of 32 yards (TD at Seattle, 9/7/97), six punt returns (vs. Rams, 11/27/94), 168 punt-return yards (vs. Carolina, 11/9/97), two punt returns for touchdowns (vs. Carolina, 11/9/97) and a long of 94 yards (TD, St. Louis, 9/14/97). **1997:** Gordon started all 16 games at right cornerback and performed superbly after winning the job in training camp. For the year he recorded 62 tackles (50 solo), including two sacks (-2), 11 pass breakups, one fumble recovery, one forced fumble and four interceptions (at Pittsburgh, 12/7; at Kansas City, 11/16; at Atlanta, 9/28; at Seattle, 9/7) — the first of which he returned 32 yards for a touchdown — to tie for the team lead and tie for eighth in the AFC. His forced fumble came in the first quarter at Pittsburgh (12/7) and set up Denver's first touchdown of the day. Gordon also handled the punt return duties in stellar fashion, earning first-team All-NFL honors as a return specialist by *Sports Illustrated*, *The Sporting News*, *USA Today* and *Pro Football Weekly*; second-team All-NFL by *Football Digest* and *College & Pro Football Newsweekly*; and All-AFC by *Pro Football Weekly* and *Football News*, as well as winning the Special Teams Player of the Year Award from the NFL Alumni Association. Gordon ranked second in the NFL with an average of 13.6 yards on 40 returns with three touchdowns (one shy of the team record: Upchurch, 4, 1976), including a 94-yarder (vs. St. Louis, 9/14) that was the longest in the NFL since Oct. 23, 1994 when the Rams' Robert Bailey returned one 103 yards for a touchdown. Gordon tied an NFL record with two punt return touchdowns in the first quarter vs. Carolina (11/9), joining Jack Christiansen (Detroit; 3rd qtr.; 11/22/51), Vai Sikahema (Philadelphia; 2nd qtr.; 12/21/86) and Jermaine Lewis (Baltimore; 2nd qtr.; 12/7/97). Just one of 11 times in NFL history that a player has returned two for touchdowns in the same game, Gordon's first went 82 yards and the second 75. He is one of nine players to accomplish this feat (Christiansen and Eric Metcalf each did it twice). Gordon's 94-yard return broke the previous franchise record of 92 yards held by Rick Upchurch (10/3/76), and eclipsed his own previous long of 90 yards in 1994 while with San Diego. It was also the first punt return for a touchdown by a Bronco since Dec. 27, 1987 when Kevin Clark turned the trick vs. San Diego. Gordon is the second Bronco ever to return two for TDs in a game, matching Upchurch's total vs. Tampa Bay, 9/26/76, and making Denver one of only two NFL teams to have the feat happen twice (Christiansen, Detroit, twice in 1951). His 168 punt-return yards set personal and franchise

NFL PLAYERS WITH TWO PUNT RETURN TOUCHDOWNS IN A GAME

Nine players have combined to return two punts for touchdowns in the same game a total of 11 times in the history of the NFL, a list joined by the Broncos' Darrien Gordon in 1997. Even more remarkable, Gordon is one of just four players who have performed the feat in the same quarter. Here is a look at the 11 occasions on which a player has returned two punts for touchdowns in a game:

PLAYER	TEAM	OPPONENT	DATE
Jack Christiansen	Detroit	Los Angeles	Oct. 14, 1951
Jack Christiansen*	Detroit	Green Bay	Nov. 22, 1951
Dick Christy	N.Y. Titans	Denver	Sept. 24, 1961
Rick Upchurch	Denver	Cleveland	Sept. 26, 1976
LeRoy Irvin	Los Angeles	Atlanta	Oct. 11, 1981
Vai Sikahema*	St. Louis	Tampa Bay	Dec. 21, 1986
Todd Kinchen	L.A. Rams	Atlanta	Dec. 27, 1992
Eric Metcalf	Cleveland	Pittsburgh	Oct. 24, 1993
Eric Metcalf	San Diego	Cincinnati	Nov. 2, 1997
Darrien Gordon*	Denver	Carolina	Nov. 9, 1997
Jermaine Lewis*	Baltimore	Seattle	Dec. 7, 1997

*touchdowns were scored in the same quarter

ALL-TIME NFL LEADERS, CAREER PUNT RETURN AVERAGE

PLAYER	TEAM	YEARS	No.	Yds.	Avg.
1. Darrien Gordon	Denver/San Diego	1993-present	143	1,950	13.64
2. George McAfee	Chicago	1940-41, 1945-50	112	1,431	12.78
3. Jack Christiansen	Detroit	1951-58	85	1,084	12.75

records, topping his own previous best of 128 yards and the franchise best of 167 (Upchurch, 11/6/77). After his first season as a Bronco he already laid claim to three of the seven longest punt returns in franchise history — 94 (1st, 9/14/97), 82 (4th, 11/9/97) and 75 (7th, 11/9/97) — and maintained his status as the NFL's all-time leader in career punt return average (13.6). Gordon's first punt return for a score and his interception return for a score came in back-to-back games in Weeks Two and Three, and his fumble recovery came vs. Seattle (11/2) after Tyrone Braxton stripped the ball from Warren Moon on a sack. Gordon was named both AFC Special Teams Player of the Week and Miller Lite/NFL Player of the Week for his two-touchdown performance vs. Carolina (11/9). For the year he also has one special teams tackle. His high tackle games of the season came at Seattle (7; 6 solo) Sept. 7, vs. Cincinnati (6; 4 solo) Sept. 21 and at Kansas City (6; 3 solo) Nov. 16. He also had a sack for 0 yards on opening day vs. Kansas City and one for minus-two yards at Atlanta (9/28). **Postseason:** Gordon started all four postseason games at right cornerback and recorded 18 tackles (17 solo), including a sack (-8), with one interception (vs. Jacksonville, 12/27/97) and eight passes defended. He also returned four punts for 69 yards (17.3) with three fair catches and a long of 36 yards (at K.C., 1/4/98), the longest postseason punt return in Broncos franchise history. In the AFC Wild Card Playoff vs. Jacksonville, Gordon posted a solid all-around game, making five solo tackles, including a sack (-8), knocking down four passes and notching the first postseason interception of his career. Gordon's pickoff came in the fourth quarter with Denver leading 28-17, as Mark Brunell launched a bomb from the Denver 39-yard line into the end zone, and into the waiting hands of Gordon, who outran Jacksonville wide receiver Keenan McCardell to the ball. In Denver's 14-10 AFC Divisional Playoff victory at Kansas City (1/4/98) he had an outstanding day, posting five solo tackles and two passes defended. He also turned in the longest punt return in Broncos' postseason history, taking his only return back 36 yards late in the second quarter. In the AFC Championship Game at Pittsburgh (1/11/98) he made five tackles (4 solo) with one pass defended, and returned two punts for 19 yards (9.5). In Super Bowl XXXII vs. Green Bay (1/25/98) he made three solo tackles with one pass defended, and recorded two fair catches on punt return duty.

1996: Gordon started Games 7-9 (vs. Oakland, at Seattle and at Indianapolis), 12 (at Kansas City) and 14-15 (at Pittsburgh and at Chicago) of the 1996 season at cornerback for the Chargers. He played in all 16 games and finished the campaign as the leading punt returner in the AFC with a 14.9 average, including an 81-yard return for a touchdown against Kansas City (9/29). Gordon had 36 returns for 537 yards and one touchdown on the season. He had three tackles in San Diego's regular 16-10 season-ending win vs. the Broncos. Gordon recorded 47 tackles, two sacks, two interceptions and seven passes defended on the year, and also added eight special teams tackles. He was selected as a first alternate to the Pro Bowl. **1995:** Gordon was on San Diego's active roster but was declared inactive for all 16 regular season games and San Diego's one postseason contest while recovering from rotator cuff surgeries performed in the 1995 off-season. He originally underwent surgery on his right rotator cuff following the 1994 season before undergoing a second procedure on the same shoulder after experiencing soreness during '95 training camp. **1994:** Gordon started every game for the Chargers, including all three postseason contests, as the team advanced to play in the franchise's first Super Bowl. He finished the regular season second on the team with a career-high 89 tackles (75 solo), and his career-high four interceptions tied for the team lead. He also recovered two fumbles and knocked down eight passes. Gordon finished the postseason ranked third on the team with 17 tackles (15 solo). He also led the AFC with a 13.2 punt return average and became only the second player in franchise history to return two punts for touchdowns in the same season, running one back 90 yards at the Raiders (9/25) in San Diego's 26-24 victory and also running one back 75 yards against the Rams (11/27) in another San Diego win, 31-17. He recorded nine tackles in each of San Diego's first two games (at Denver, 9/4, and vs. Cincinnati, 9/11). Along with his 90-yard return against the Raiders, Gordon recorded seven tackles. He had eight stops and an interception in the Chargers' 30-6 win over Kansas City (10/9), and he had seven tackles in the rematch with Denver, San Diego's first loss of the season (10/23). He had a single-game career-high two interceptions at New England (11/20), and also tied a season high with nine tackles in the 23-17 loss. To go along with his punt return against the Rams, Gordon had one interception and four tackles. He tied his season high

in tackles again with nine against San Francisco (12/11) in what turned out to be a Super Bowl preview. Gordon registered four stops in San Diego's 22-21 come-from-behind victory over Miami in an AFC Divisional Playoff Game (1/8/95). In the AFC Championship Game victory at Pittsburgh (1/15/95) Gordon had a postseason career-high eight tackles, followed by a five-tackle performance in Super Bowl XXIX (1/29/95) which San Diego lost to San Francisco 49-26. **1993:** Gordon played in all 16 games, starting seven and becoming a major contributor in the Chargers' secondary in his first NFL campaign. He took over the starting right cornerback position in Game 11 at the Indianapolis Colts on Monday Night Football and started the final six games of the season. He had seven stops in the Colts game. Gordon's first NFL start came against Houston's four-wide-receiver attack (9/19). He finished the season with 41 tackles, one interception, one fumble recovery and five passes defended. He grabbed his first career interception in the regular season finale at Tampa Bay (1/2/94). Gordon's 10 tackles vs. the Raiders (11/21) was a personal single-game high. He also handled the Chargers' punt return duties in '93, averaging 12.7 a return (395 yards on 31 returns) to rank second in the AFC and third in the NFL. Six of his returns went for 30 or more yards, including a 54-yarder against Kansas City (10/17). He had 38- and 36-yard returns against Pittsburgh (10/10) and a 37-yard return against Denver (12/5). Gordon was originally a first-round pick in the 1993 NFL Draft by the Chargers (22nd overall).

COLLEGE: Gordon was a second-team All-Pac-10 pick as a senior at Stanford in 1992. He recorded 63 tackles and led the Cardinal with 17 pass breakups and also had four interceptions that year. Gordon also started as a junior in 1991 and earned All-Pac-10 honorable mention. He played every game as a sophomore, starting the last seven, and also earned a letter as a freshman wide receiver, even though he made no receptions. He was a psychology major at Stanford.

PERSONAL: Gordon was a standout wide receiver for the Shawnee High School Wolves in Shawnee, Okla., being named all-state, District Player of the Year and honorable mention All-America by USA Today. He caught 29 passes for 445 yards and ran for 834 as a senior. Gordon was also one of the state's top wrestlers as a senior, capturing the state title at 178 pounds. He was the titlist at 141 lbs. as a sophomore and finished second at 157 as a junior. Gordon founded a program in San Diego called "Youth Spirit," which provides game tickets to less fortunate children. A native of Shawnee, Okla., he has two sons (Jalil Tanyu Gamnje Ibn Jamal and Na'im Tariq Gamnje Ibn Jamal), and also has a sister who lives in Denver. Gordon is single and resides in Shawnee, Okla. He was born Nov. 14 1970, in Shawnee, Okla.

GORDON'S REGULAR SEASON RECORD

Year	Club	G	S	UT	A	TT	S-Yds.	I-Yds.	PD	FF	FR	TD-Int.	TD-FR	S	Pts.
1993	San Diego	16	7	40	1	41	0-0	1-3	5	0	2	0	0	0	0
1994	San Diego	16	16	75	14	89	0-0	4-32	8	0	3	0	0	0	0
1995	San Diego	0	0	0	0	0	0-0	0-0	0	0	0	0	0	0	0
1996	San Diego	16	6	41	6	47	2-7	2-55	7	0	0	0	0	0	0
1997	Denver	16	16	50	12	62	2-2	4-64	11	1	1	1	0	0	6
CAREER TOTAL		64	45	215	24	239	4-9	11-154	31	1	6	1	0	0	6

PUNT RETURNS

Year	Club	Ret.	FC	Yds.	Avg	LG	TD
1993	San Diego	31	15	395	12.7	54	0
1994	San Diego	36	19	475	13.2	90	2
1995	San Diego	0	0	0.0	0	0	0
1996	San Diego	36	13	537	14.9	81	1
1997	Denver	40	22	543	13.6	94	3
CAREER TOTAL		143	69	1,950	13.6	94	6

ADDITIONAL STATISTICS: Special teams tackles — 1993 (5), 1996 (8), 1997 (1), TOTAL (14).

GORDON'S POSTSEASON RECORD

Year	Club	G	S	UT	A	TT	S-Yds.	I-Yds.	PD	FF	FR	TD-Int.	TD-FR	S	Pts.
1994	San Diego	3	3	15	2	17	0-0	0-0	2	0	0	0	0	0	0
1997	Denver	4	4	17	1	18	1-8	1-0	8	0	0	0	0	0	0
CAREER TOTAL		7	7	32	3	35	1-8	1-0	10	0	0	0	0	0	0

PUNT RETURNS

Year	Club	Ret.	FC	Yds.	Avg	LG	TD
1994	San Diego	6	3	3	0.5	6	0
1997	Denver	4	3	69	17.3	36	0
CAREER TOTAL		10	6	72	7.2	36	0

GORDON'S SINGLE-GAME HIGHS

Interceptions — 2 (at New England, 11/20/94); Punt Returns — 6 (twice, most recently vs. L.A. Rams, 11/27/94); Punt Return Yards — 168 (vs. Carolina, 11/9/97); Longest Punt Return — 94 (TD, vs. St. Louis, 9/14/97); Most Punt Return Touchdowns in a Game — 2 (82 and 75 yards, vs. Carolina, 11/9/97).

**WILLIE GREEN** **WIDE RECEIVER****6-4 • 191 • 8TH YR. • MISSISSIPPI**

BORN: April 2, 1966 in Athens, Ga.
HIGH SCHOOL: Clarke Central High School, Athens, Ga.
RESIDES: Shelby, N.C.
ACQUIRED: Unrestricted Free Agent (Carolina), 1997
PRO YEAR: 8th • **YEAR WITH BRONCOS:** 2nd
NFL GAMES PLAYED/STARTED: 99/53

85

Willie Green provided valuable depth for the Broncos as the teams' third wide receiver in 1997 and figures again to play a prominent role in 1998. Having developed a reputation for being a proficient third-down receiver, Green also has a knack for making the big play. The seven-year veteran has played in 99 regular season games (53 starts) and participated in nine more in the postseason (four starts). Green has caught 221 passes for 3,526 yards (16.0 avg.) and 25 touchdowns in the regular season, and added 27 receptions for 357 yards (13.2 avg.) and four TDs in postseason play. He has posted seven 100-yard games in his career, the first of which came in a postseason contest while with Detroit (vs. Dallas, 1/5/92). Green joined the Broncos in 1997 as an unrestricted free agent from Carolina where he had provided solid veteran play during the franchise's first two seasons. He began his career in 1990 as an eighth-round draft choice of the Lions (194th overall) and played four seasons with the club before moving on to Tampa Bay (1994) and Carolina (1995-96). He was one of the original Carolina Panthers, signing with the club along with 10 other free agents Dec. 15, 1994. **1997:** Green contributed at wide receiver in all 16 games and made one start (at Pitt., 12/7), catching 19 passes for 240 yards (12.6) with a long of 31 yards and two touchdowns as the third receiver. He had a breakout game at Kansas City (11/16), tying his season high with three receptions for a season-high 58 yards (19.3), all of which came on clutch fourth-quarter receptions. Green's previous high game had come at Atlanta (9/28) when he caught three passes for 28 yards, including his first touchdown as a Bronco on a 10-yard reception from John Elway on a 4th-and-3 play in the first quarter. His second touchdown also went for 10 yards, vs. Seattle (11/2). Green drew his first start as a Bronco at Pittsburgh (12/7) in place of the injured Ed McCaffrey (hamstring) and responded by tying his season-high for receptions with three for 54 yards. **Postseason:** Green saw action in all four postseason games as the third wide receiver and caught three passes for 51 yards (17.0) with a long of 22. His first two receptions came in the AFC Wild Card win over Jacksonville (12/27/97) for a total of 32 yards. His first reception, a 10-yarder, came on a 3rd-and-7 play deep in Jacksonville territory, and helped keep alive Denver's first touchdown drive. His 22-yard catch in the second quarter also produced a first down, coming on 3rd-and-9 from the Jacksonville 47, setting up Denver's third touchdown to produce a 21-0 lead. His other postseason reception came at Kansas City (1/4/98), a 19-yarder in Denver's 14-10 Divisional Playoff win over the Chiefs.

1996: Green started 11 of the 15 games in which he played for Carolina, falling one catch short of his career high set in 1995. For the year he had 46 receptions for 614 yards (13.3 avg.). Green's 20 receptions for 260 yards in third-down situations attest to his ability to make the clutch catch. Green suffered a lower back strain in the second half of the Panthers' 23-7 Week Three victory vs. San Francisco (9/22). He set a franchise single-game record for receptions with nine for 96 yards at Atlanta (11/3) and had four receptions for 35 yards against the Giants (11/10), with three of the receptions coming on third down. Green enjoyed one of the finest performances of his career at San Francisco (12/8) in a pivotal NFC West game that helped put Carolina in position to wrap up its first-ever divisional title two weeks later. He had seven receptions for 157 yards and a touchdown in Carolina's 30-20 victory, their third over the 49ers in four tries. He had five receptions in each of the last two regular season games against Baltimore (12/15) and Pittsburgh (12/22). Green had five catches for 53 yards and a score in the Panthers' 26-17 NFC Divisional Playoff win over Dallas (1/5/97) and had a team-high five catches for 51 yards in the NFC Championship Game at Green Bay (1/12/97) to produce team-leading postseason totals of 10 receptions for 104 yards. **1995:** Green played in all 16 games in Carolina's inaugural season and made seven starts. He was the team's second-leading receiver with 47 catches for 882 yards (18.8), and his career-best four 100-yard games led the Panthers. His 17.9 yards per catch on third down was tops in the NFL for the season, while his 18.8 yards per catch was first in the NFC and second in the NFL (Chris Sanders, Houston, 23.5). Green also led the Panthers with six touchdowns, including scores from 89 and 60 yards. Though second on the team in receiving, Willie's 882 yards bested the previous NFL record for a player on an expansion team set by

Minnesota's Jerry Reichow (859) in 1961. Green was one of the original 10 players signed by the team, of whom only he and guard Matt Campbell (then a tight end) were on the active roster for all of 1995. Green's 157 receiving yards at St. Louis (11/12) set a team single-game mark. His four touchdowns in the fourth quarter were second in the NFC, and his 448 yards on third down placed him third in the NFL. Green set career marks in receptions (47), yards (882), 100-yard games (4), average yards per catch (18.8), third-down conversions (25), third-down yardage (448) and third-down average yards per catch (17.9), while also having the longest touchdown of his career (89 yards). He made starts at Atlanta (9/3), at Buffalo (9/10), vs. St. Louis (9/17), vs. Tampa Bay (10/1), at Chicago (10/8), vs. Atlanta (12/17) and at Washington (12/24). At Atlanta (9/3) he had a game-high 121 yards on seven receptions, including an improbable 44-yard touchdown reception from Frank Reich to force the game into overtime. At New England (10/29) Green gave the Panthers a 17-3 lead when he grabbed a 33-yard touchdown pass from Kerry Collins. His 31-yard reception in the closing seconds of regulation set up a potential game-winning field goal. On the day, he had four catches for 87 yards. At San Francisco (11/5) Green had five receptions, all for third-down conversions, for 58 total yards. At St. Louis (11/12) Green set a personal-best and season-best team mark for yards with 157 on six acrobatic receptions, including a 17-yard touchdown grab. He had his second 100-yard game of the season at New Orleans when he hauled in four passes for 105 yards, including a 60-yard touchdown in the second quarter. Mark Carrier's 132 yards the same day made it the first time two Panther receivers posted 100-yard outings in the same contest. Versus Atlanta (12/17) Green had a game-high 147 yards receiving on four catches, including an 89-yard game-winning touchdown, the Panthers' longest scoring play of the season and the third-longest offensive touchdown in the NFL in 1995. He signed as a free agent Dec. 15, 1994. **1994:** Willie signed with Tampa Bay as a free agent in July. He had nine receptions for 150 yards (16.7) and no touchdowns in five games. He was inactive at Atlanta (10/9) before his release October 11. Green signed with the Panthers as one of the team's first 10 players Dec. 15, 1993. Green led Detroit in average yards per catch with a 16.5 mark and started in six of the Lions' 16 contests. He posted the fourth regular-season 100-yard game of his career vs. Phoenix (9/26) with a 102-yard effort, and led the Lions with three catches for 88 yards vs. Tampa Bay (10/3). He had touchdown receptions at Green Bay (11/21) and Phoenix (12/12). Versus Green Bay (1/8/94) in the playoffs he had two catches for 33 yards. **1992:** Willie played in 15 games with 13 starts and led the Lions with five touchdown receptions. At Chicago (9/6) he had 114 yards on five receptions, including a touchdown. After touchdown catches at Minnesota (9/13) and Washington (9/20) he posted 115 yards on six receptions at Pittsburgh (11/15), including a 73-yard touchdown. **1991:** Green played in all 16 games for Detroit, starting 15 and tallying 39 receptions for 592 yards and seven touchdowns. His first NFL start came vs. Washington (9/1) when he posted one reception for 16 yards. His first NFL touchdown came the next week vs. Green Bay (9/8) on a 12-yard reception from Erik Kramer. That catch began a five-game stretch in which he had a touchdown reception in each contest, ending with a seven-reception, 73-yard performance with a touchdown vs. Minnesota (10/6). Green added his sixth score vs. Dallas (10/27) and a seventh versus the Jets (12/8). In the NFC Divisional Playoff vs. Dallas (1/5/92) Green had eight catches for 115 yards and two touchdowns. In the NFC Championship (1/12/92) he had four receptions for 54 yards and the Lions' only score in a loss to the Redskins. **1990:** An eighth-round draft choice of the Lions (194th overall), Green spent the season on injured reserve with a shoulder injury but practiced as part of the developmental squad for the second half of the season.

COLLEGE: Green ranks second all-time at Mississippi in receptions (127) and touchdown receptions (22), and set an Ole Miss record with at least one reception in 36 consecutive games. A four-time letterwinner, Green was named second-team All-SEC by the Associated Press and earned All-America honorable mention by The Sporting News his senior year (1989) on the strength of 41 catches for 826 yards and three touchdowns. His junior season (1988) Green led the team in receiving with 38 catches for 648 yards and four touchdowns. Starting six games as a sophomore (1987) he posted a team-high 588 yards. As a freshman (1986) he was selected to the Football News Freshman All-America team with 13 receptions for 122 yards and two touchdowns.

PERSONAL: Willie lettered twice in football and baseball at Clarke Central High School in Athens, Ga., before transferring to Tennessee Military Academy his senior year to post school records with 92 receptions for 1,875 yards and 17 touchdowns. Broncos' linebackers coach Frank Bush also attended Clarke Central. While at Mississippi, Willie helped found a chapter of the Big Brothers/Big Sisters program. A frequent contributor to the community, Willie developed and sponsored an essay contest for 4-8th graders through the Charlotte-Mecklenburg (N.C.) Recreation Department, giving student winners tickets to home games. Willie Aaron Green was born April 2, 1966 in Athens, Ga. He is single and resides in Shelby, N.C.



GREEN'S REGULAR SEASON RECORD

Year	Club	G	S	RECEIVING				LG	TD	SCORING				2pt.	Pts.
				No.	Yds.	Avg.	INJURED RESERVE			TD	TDr	TDp	TDrt		
1990	Detroit														
1991	Detroit	16	15	39	592	15.2		73t	7	7	0	7	0	—	42
1992	Detroit	15	13	33	586	17.8		73t	5	5	0	5	0	—	30
1993	Detroit	16	6	28	462	16.5		47	2	2	0	2	0	—	12
1994	Tampa Bay	5	0	9	150	16.7		28	0	0	0	0	0	0	0
1995	Carolina	16	7	47	882	18.8		89t	6	6	0	6	0	0	36
1996	Carolina	15	11	46	614	13.3		50	3	3	0	3	0	0	18
1997	Denver	16	1	19	240	12.6		31	2	2	0	2	0	0	12
CAREER TOTAL		99	53	221	3,526	16.0		89t	25	25	0	25	0	0	150

GREEN'S POSTSEASON STATISTICS

		RECEIVING							SCORING						
Year	Club	G	S	No.	Yds.	Avg.	LG	TD	TD	TDr	TDp	TDrt	2pt.	Pts.	
1991	Detroit	2	2	12	169	14.0	31t	3	3	0	3	0	0	18	
1993	Detroit	1	0	2	33	16.5	21	0	0	0	0	0	0	0	
1996	Carolina	2	2	10	104	10.4	22	1	1	0	1	0	0	6	
1997	Denver	4	0	3	51	17.0	22	0	0	0	0	0	0	0	
PLAYOFF TOTAL		5	4	24	306	12.8	31t	4	4	0	4	0	0	24	

GREEN'S SINGLE-GAME HIGHS

(Postseason in parenthesis)

Most receptions – 9 at Atlanta, 10/3/96 (8 at Dallas, 1/5/92). **Most receiving yardage** – 157 twice, most recently at San Francisco, 12/8/96 (115 yards at Dallas, 1/5/92). **Longest reception** – 89 yards (TD) vs. Atlanta, 12/17/95 (31 yards, TD, at Dallas, 1/5/92). **Most touchdowns receiving** – 2 at Houston, 11/24/96 (2 vs. Dallas, 1/5/92).

WILLIE GREEN'S 100-YARD RECEIVING GAMES (9; INCLUDES 1 POSTSEASON)

DATE	OPPONENT	REC.	Yds.	Avg.	LG	TD	
Jan. 5, 1992*	vs. Dallas	8	115	14.4	-	2	*NFC Divisional Playoff
Sept. 6, 1992	at Chicago	5	114	22.8	-	1	
Nov. 15, 1992	at Pittsburgh	6	115	19.2	73t	1	
Sept. 26, 1993	vs. Phoenix	3	102	34.0	47	0	
Sept. 3, 1995	at Atlanta	7	121	17.3	44t	1	
Nov. 12, 1995	at St. Louis	6	157	26.2	46	1	
Nov. 26, 1995	at New Orleans	4	105	26.3	60t	1	
Dec. 17, 1995	vs. Atlanta	4	147	36.8	89t	1	
Dec. 8, 1996	at San Francisco	6	157	26.2	50	1	



HOWARD GRIFFITH

FULLBACK

6-0 • 232 • 5TH YR. • ILLINOIS

BORN: November 17, 1967 in Chicago, Ill.
HIGH SCHOOL: Percy Julian High School, Chicago, Ill.
RESIDES: Chicago, Ill.
ACQUIRED: Unrestricted Free Agent (Carolina), 1997
PRO YEAR: 5th • **YEAR WITH BRONCOS:** 2nd
NFL GAMES PLAYED/STARTED: 77/44

29

Among the most significant offseason acquisitions made by Broncos' head coach Mike Shanahan in 1997 was that of fullback Howard Griffith, who lived up to his reputation as being the best blocking fullback in pro football. Griffith paved the way for a Broncos running attack that finished third in the AFC and fourth in the NFL, and produced the most prolific single-season rushing totals by a player in franchise history (Terrell Davis: 1,750 yards and 15 touchdowns). Griffith also proved to be a reliable receiver out of the backfield and showed his true grit all season, missing only one game, though he battled knee, finger and shoulder injuries all season. Griffith has now played in 77 NFL games (44 starts) and rushed for 268 yards on 95 carries with two touchdowns. His receiving statistics include 65 catches for 460 yards and three scores. Griffith has also participated in six postseason games (all starts) with 11 rushing yards and 82 receiving yards (two TDs). A testament to his incredible blocking skills is the fact that Griffith has paved the way for 1,000-yard rushing seasons by three different backs in his career (Jerome Bettis in '94, Anthony Johnson in '96 and Davis in '97). Originally drafted by Indianapolis in 1991 (237th overall), Griffith was waived after training camp and spent the '91 season on Buffalo practice squad, followed by a stint on San Diego's practice

squad in '92. He then played for the L.A. Rams (1993-94) and Carolina (1995-96) before signing with Denver as an unrestricted free agent Feb. 18, 1997.

1997: Griffith played in 15 of the 16 games and made 13 starts at fullback in his first year in Denver, opening holes for Terrell Davis while also shouldering his share of the offensive load. For the year he rushed nine times for 34 yards (3.8) with a long of 9 yards (vs. K.C., 8/31), and caught 11 passes for 55 yards (5.0) with a long of 20 (at Oakland, 10/19). He had a season-high four receptions at Pittsburgh (12/7) for 18 yards. Griffith did not start vs. Oakland (11/24) and at Kansas City (11/16) because the Broncos opened both games in a two-tight end set (Dwayne Carswell), and he was inactive for the Buffalo game (10/26) because of soreness in his right knee resulting from a medial collateral injury originally suffered at Atlanta (9/28), which kept him out for most of that game. Griffith's injury was initially thought to be a second-degree tear that might keep him out for 3-5 weeks, but an MRI proved negative and he was back in the starting lineup a week later vs. New England (10/6). He re-injured the knee in the third quarter at Oakland (10/19) and missed the remainder of that game, as well. His best rushing performance of the season came against St. Louis (four carries) in Week Three and Kansas City (two carries) in Week One, gaining 13 yards on the ground in each game. He paved the way for a franchise record 10 100-yard rushing games by backfield mate Terrell Davis, including two 200-yard efforts (vs. Cinc., 9/21 and at Buff., 10/26).

Postseason: Griffith started all four postseason games at fullback and rushed five times for 11 yards (2.2) with a long of 4 yards, and caught five passes for 58 yards (11.6) with a long of 23 and one touchdown. He also earned recognition for the lead-blocking he provided for Super Bowl MVP Terrell Davis, who rushed for more than 100 yards in all four postseason games. In the AFC Wild Card Playoff win vs. Jacksonville (12/27) Griffith put forth a stellar effort, helping power Denver's running game to 310 yards on the day, courtesy of two 100-yard rushers, Terrell Davis (184) and Derek Loville (103). Griffith did not run the ball himself, but provided powerful lead-blocking, and caught two passes for 9 yards with a long of 8. In Denver's 14-10 AFC Divisional Playoff victory at Kansas City (1/4/98) he rushed four times for nine yards (2.3), while providing exceptional lead-blocking for Terrell Davis, who finished the day with 101 yards. Griffith's touchdown reception in the AFC Championship Game at Pittsburgh (1/11/98) put Denver ahead to stay at 17-14, and helped propel the Broncos to the Super Bowl. His other reception for 11 yards came earlier on the same drive. In Super Bowl XXXII vs. Green Bay (1/25) Griffith rushed once for 2 yards and caught one pass for 23 yards, while paving the way for Super Bowl MVP Terrell Davis' 157-yard rushing effort. His 23-yard reception on the Broncos' game-winning drive in the Super Bowl gave Denver a first down at the Green Bay 8-yard line in the closing minutes. The play was identical to the one on which he scored his only touchdown of the season two weeks prior in Pittsburgh.

1996: Griffith started 14 of 16 games for Carolina, with his only two non-starts coming in games where the Panthers opened in a three-receiver formation (12/1 at San Francisco and 11/17 at St. Louis). For the season he rushed 12 times for seven yards (0.6) with one touchdown and set career highs for both receptions (27) and receiving yards (223) and scored one receiving touchdown. Perhaps his greatest contribution, however, was the devastating blocking he provided for tailback Anthony Johnson who logged 1,120 yards on the year. Griffith had 36 yards receiving on four catches vs. the NY Giants (11/10), including a touchdown reception, and added a touchdown run three weeks later vs. Tampa Bay (12/1) for his two scores on the year. He also had 24 receiving yards on five catches in the 1996 postseason, including Carolina's only touchdown of the NFC Championship Game at Green Bay (1/2/97) on a three-yard reception. On the day he had four catches for 23 yards against the Packers. The previous week against Dallas in an NFC Divisional Playoff Game he had one reception for one yard. **1995:** Griffith set career highs in rushing yards and attempts with 197 yards on 65 carries while highlighting his ability as a blocker and serving as an important part of the Panthers offense. After serving as a reserve for the first five games of the year, Howard took over full-time starting duties vs. the Jets (10/15), gaining five yards on three carries and hauling in two catches for 14 yards. Versus New Orleans (10/22) Griffith became the first Panther to score two touchdowns in a game, scoring on a two-yard run and a one-yard reception from Kerry Collins. At New England (10/29) Griffith aided in Derrick Moore's 119-yard rushing day with key blocks while adding three carries for 11 yards and a reception for 15 yards. At the Rams (11/12) he led the team with 13 carries for 46 yards and two catches for five yards. Versus Arizona (11/19), in a start at RB, he had the best rushing performance of his career with a team-leading 88 yards on 25 carries and was part of a running game that amassed a team-high 180 yards rushing. At New Orleans (11/26), he started at running back before spraining his right ankle in the first quarter. After a week inactive vs. Indianapolis (12/3) he saw brief time vs. San Francisco (12/10) but did not record a carry. Griffith was the 16th player selected in the expansion draft from the Los Angeles Rams, February 15, 1995 (8th round). **1994:** Griffith started 10 games at fullback

for the Los Angeles Rams, where he helped clear the way for All-Pro Jerome Bettis, who rushed for more than 1,000 yards for the second consecutive season. A capable receiver, Howard caught 16 passes, including his first career touchdown in a game vs. the Denver Broncos (11/6), a three-yard pass from Chris Chandler that gave the Rams a 27-21 victory. His nine rushes for 30 yards were the first of his career. **1993:** Griffith signed as a free agent with the Rams, for whom he contributed on special teams, returning eight kickoffs for 169 yards (21.1), second-best on the squad. **1992:** Griffith signed on the Chargers practice squad October 23 where he remained for the rest of the season. **1991:** Drafted by the Indianapolis Colts in the ninth round (237th overall), Griffith was waived in training camp and was signed to the Bills practice squad where he was a part of Buffalo's 1991 AFC Championship.

COLLEGE: Howard finished his career at Illinois with school records for career touchdowns (33), touchdowns in a season (15) and single-game rushing yards (263), among others. During his senior season (1990) Howard set an NCAA record with eight touchdowns vs. Southern Illinois. As a junior (1989) he ranked second on the team with 39 catches for 287 yards and earned Sporting News All-America honorable mention.

PERSONAL: An all-conference running back at Percy Julian High School in Chicago, Ill., Griffith also lettered three years in baseball. He is an avid Sega video game player, particularly in Madden Football. Howard Thomas Griffith was born Nov. 17, 1967 in Chicago. He and his wife, Kim, have a son, Howard II (9/21/96), and the family makes its home in Chicago.

GRIFFITH'S REGULAR SEASON RECORD

Year	Club	G	S	RUSHING				RECEIVING				SCORING				
				No.	Yds.	Avg.	LG	TD	No.	Yds.	Avg.	LG	TD	TDr	TDp	TDrT
1991	Buffalo															
1992	San Diego															
1993	L.A. Rams	15	0	0	0	0.0	0	0	0	0	0.0	—	0	0	0	—
1994	L.A. Rams	16	10	9	30	3.3	7	0	16	113	7.1	13	1	1	0	—
1995	Carolina	15	7	65	197	3.0	15	1	11	63	5.7	15	1	2	1	0
1996	Carolina	16	14	12	7	0.6	3	1	27	229	8.3	21	1	2	1	0
1997	Denver	15	13	9	34	2.8	9	0	11	55	5.0	20	0	0	0	0
CAREER TOTAL		77	44	95	268	3.8	15	2	65	460	7.1	21	3	5	2	30

ADDITIONAL STATISTICS: Griffith has returned 10 kickoffs for 204 yards (20.4) during his career, with a long of 29. (1993: 8-169, 21.1, 29LG / 1994: 2-35, 17.5, 21LG).

GRIFFITH'S POSTSEASON RECORD

Year	Club	G	S	RUSHING				RECEIVING				SCORING				
				No.	Yds.	Avg.	LG	TD	No.	Yds.	Avg.	LG	TD	TDr	TDp	TDrT
1996	Carolina	2	2	0	0	0.0	—	0	5	24	4.8	9	1	1	0	0
1997	Denver	4	4	5	11	2.2	4	0	5	58	11.6	23	1	1	0	0
CAREER TOTAL		6	6	5	11	2.2	4	0	10	82	8.2	23	2	2	0	0

GRIFFITH'S SINGLE-GAME HIGHS

(Postseason in parenthesis)

Most rushes — 25 vs. Arizona, 11/19/95 (4 at Kansas City, 1/4/98). **Most rushing yards** — 88 vs. Arizona, 11/19/95 (9 at Kansas City, 1/4/98). **Longest rush** — 15 yards vs. Arizona, 11/19/95 (4 yards at Kansas City, 1/4/98). **Most Rushing Touchdowns** — 1 twice, most recently vs. Tampa Bay, 12/1/96 (none). **Most receptions** — 6 at San Diego, 11/27/94 (4 at Green Bay, 1/12/97). **Most receiving yards** — 41 at San Diego 11/27/94 (26 at Pittsburgh, 1/11/98). **Longest reception** — 21 yards at Philadelphia, 10/27/96 (23 vs. Green Bay, 1/25/98). **Most receiving touchdowns** — 1 three times, most recently vs. N.Y. Giants, 11/10/96 (1 at Pittsburgh, 1/11/98 and at Green Bay, 1/12/97). **Most total yards** — 88 (88 rushing/0 receiving) vs. Arizona, 11/19/95 (26 (0 rushing/26 receiving) at Pittsburgh, 1/11/98).



COURTNEY HALL

CENTER

6-1 • 281 • 9TH YR. • RICE

BORN: August 26, 1968 in Los Angeles, Calif.
HIGH SCHOOL: Banning High School, Wilmington, Calif.
RESIDES: Denver, Colo.
ACQUIRED: Free Agent, 1998
PRO YEAR: 9th • YEAR WITH BRONCOS: 1st
NFL GAMES PLAYED/STARTED: 118/118

61

Courtney Hall returns to the NFL in 1998 as a member of the AFC West, this time with the Broncos, as he looks to rekindle what has been an extremely productive career thus far. Hall spent eight seasons with San Diego (1989-96), starting all 118 games in which he played, including every game from 1989-93, and in '95. He also start-

ed both postseason games in 1992, all three in 1994 (including Super Bowl XXIX vs. San Francisco), and the Chargers lone postseason contest in 1995. Hall holds the distinction of being the youngest player chosen (20) in the 1989 NFL Draft. In Denver he is reunited with former offensive line coach Alex Gibbs, who coached Hall from 1990-91 in San Diego. Hall has been voted as an alternate on the AFC Pro Bowl squad in 1991, 1992, 1994 and 1995. He entered the NFL in 1989 as San Diego's second-round selection (37th overall) out of Rice.

1997: Hall was out of football.

1996: Hall started seven games before shoulder and knee injuries forced him to miss the remainder of season. He was placed on injured reserve Nov. 20. **1995:** Hall started all 16 regular season games and the Chargers' lone postseason contest against Indianapolis (12/31). It marked the sixth time in seven years that he had started every game. **1994:** Hall started 15 games, missing his first career start at the Raiders (9/25) one week after tearing his left biceps muscle at Seattle. He returned to the starting lineup Oct. 9 vs. Kansas City. Hall also started all three of San Diego's postseason games, as the Chargers went on to make their first-ever Super Bowl appearance. **1993:** Hall started all 16 games for the fifth consecutive season, becoming the only Chargers' lineman to start every game from 1991-93, and was voted the Chargers' Lineman of the Year. **1992:** Hall started all 16 games for the fourth consecutive season, as well as both playoff contests, as the Chargers won their first divisional crown since 1981. **1991:** Hall started all 16 games for the third consecutive season and shared the Chargers' Lineman of the Year Award with current Broncos teammate Harry Swayne. **1990:** Hall started all 16 games for the second consecutive season, but this time at left guard. The offensive line, coached by Alex Gibbs, allowed only 16 sacks all season (one per game). **1989:** Hall started every game as a rookie (one of only two Chargers to do so that year) — the only NFL rookie offensive lineman to do so — replacing 14-year veteran Don Macek in the starting lineup. He was the first of two players selected by the Chargers in the second round of the 1989 NFL Draft (No. 37 overall), and was the youngest draft-eligible player that year at age 20.

COLLEGE: Hall, who has started every game he has played in both his NFL and collegiate career, started all 44 games at Rice. He was a consensus first-team All-Southwest Conference selection as a senior in 1988 and was the first lineman to be named the teams' Most Valuable Player in 20 years. He set the standards at the 1989 NFL combine with 36 reps in the bench press. At 16, he was the nation's youngest college player, and played all across the line throughout his college career. Hall was the 1989 recipient of the American Spirit Award presented by American Airlines and the Southwest Conference Radio Network, in recognition of outstanding leadership, character and athletic ability. He was a USA Today academic All-American, as well as a National Football Foundation and Hall of Fame scholar-athlete. Hall earned degrees in economics and business at Rice.

PERSONAL: Hall is a native Los Angeles, where he played his high school ball for Banning High School, earning two letters and All-South Bay honors. He helped lead his school to the Class 4A city championship his junior season. Hall was identified as a gifted child by the state of California after attending nursery school by the age of two, kindergarten at four, high school at 12 and college at 16. He was also a National Merit Scholarship semifinalist. Courtney has a son, Terence Ceaser (11/2/95) and resides in Denver, Colo. Courtney Caesar Hall was born Aug. 26, 1968 in Los Angeles.

HALL'S REGULAR SEASON RECORD

Year	Club	G	S
1989	San Diego	16	16
1990	San Diego	16	16
1991	San Diego	16	16
1992	San Diego	16	16
1993	San Diego	16	16
1994	San Diego	15	15
1995	San Diego	16	16
1996	San Diego	7	7
1997		OUT OF FOOTBALL	
CAREER TOTAL		118	118

HALL'S POSTSEASON RECORD

Year	Club	G	S
1992	San Diego	2	2
1994	San Diego	3	3
1995	San Diego	1	1
CAREER TOTAL		6	6



MARTIN HARRISON DEF. END

6-5 • 285 • 8TH YR. • WASHINGTON

BORN: September 20, 1967 in Livermore, Calif.
HIGH SCHOOL: Newport High School, Bellevue, Wash.
RESIDES: Littleton, Colo.
ACQUIRED: Free Agent, 1998
PRO YEAR: 8th • **YEAR WITH BRONCOS:** 1st
NFL GAMES PLAYED/STARTED: 77/10

92

Martin Harrison joins the Broncos from division-rival Seattle in 1998, as he looks to regain the form that brought him success in both Minnesota and San Francisco earlier this decade. He has been utilized as a defensive end, linebacker and pass rush specialist during his seven-year career, compiling 21 sacks in 77 NFL games (10 starts). Harrison has also played in four postseason games (one start). His single-game career highs include seven solo tackles (at Detroit, 12/8/96), 2.5 sacks (vs. Minn., 10/3/93), one interception (vs. Houston, 10/8/95), two forced fumbles (vs. Atlanta, 10/18/92) and one fumble recovery (at Denver, 11/21/97). Harrison entered the NFL as the San Francisco 49ers' 10th-round draft choice in 1990 out of Washington, playing his first three seasons with the 49ers, followed by three years with Minnesota before signing as a free agent with Seattle in 1997.

1997: Harrison played in the final eight games of the season with Seattle, recording three solo tackles and one fumble recovery, which occurred in his first game with the Seahawks, at Denver (11/2). He missed the first eight games with a knee injury. He signed with Seattle June 9.

1996: Harrison played in 16 regular season games (eight starts) and one playoff contest with Minnesota. He started in Week Two at right end, and again at that position for the final seven regular season games as well as the playoff game at Dallas (12/28). For the season Harrison recorded 41 tackles, including seven sacks. His career high of seven tackles came at Atlanta (9/8). **1995:** Harrison played in 11 games for Minnesota and finished third on the team with 4.5 sacks, and also tallied 13 special teams tackles. He had sacks in four straight games, including two vs. Tampa Bay (12/3). Harrison was inactive for the season's first four games due to a thumb injury suffered in the preseason. **1994:** Harrison played in 13 games with Minnesota after being signed September 12, following his release from the 49ers Aug. 28. He played primarily in passing situations and finished the season with three solo tackles. He also played in Minnesota's Wild Card playoff loss vs. Chicago (1/1/95). **1993:** Harrison played in 11 games and made one start with San Francisco, finishing second on the team with six sacks among his 25 tackles (21 solo), while also posting two pass breakups and two forced fumbles. He had six tackles and a sack in his only start, vs. Atlanta (9/19), and posted a career-high 2.5 sacks vs. Minnesota (10/9). Harrison was inactive for the final five regular season games and both playoff games due to a groin injury. **1992:** Harrison played in 16 games and made one start for the 49ers. He had 3.5 sacks, including 1.5 vs. Atlanta (11/9), as well as two forced fumbles. He also played in both playoff games and recorded four tackles and a sack at Dallas in the NFC Championship game (1/17). **1991:** Harrison was re-signed by the 49ers and spent the season on the practice squad. **1990:** Harrison played the first two games of his rookie season, posting three special teams tackles in Week One at New Orleans (9/13). He was placed on injured reserve with a shoulder injury and waived after the season's 13th week.

COLLEGE: Harrison was a four-year letterman and three-year starter at strongside linebacker and defensive end at Washington. He led the Huskies in sacks with seven and tied the school record for tackles-for-loss with 21 as a senior in 1989. A team captain and an All-Pac-10 choice as a senior, Harrison was also named the team's lineman of the year. He also led team in tackles for loss as a junior with 10. Harrison graduated with a degree in sociology.

PERSONAL: Harrison lettered in football and track at Newport High School in Bellevue, Wash. He finished third in the decathlon at the state Junior Olympics and sixth nationally. He has made a habit of getting involved with children's charities throughout his career. Martin and his wife, Debbie, reside in Littleton, Colo.

HARRISON'S REGULAR SEASON RECORD

Year	Club	G	S	UT	A	TT	S-Yds.	I-Yds.	PD	FR	FF	TD-Int.	TD-FR	S	Pts.
1990	San Fran.	2	0	4	0	4	0-0	0-0	0	0	0	0	0	0	0
1991	San Fran.						PRACTICE SQUAD								
1992	San Fran.	16	1	11	1	12	3.5-12.5	0-0	0	0	2	0	0	0	0
1993	San Fran.	11	1	21	4	25	6-32	0-0	2	0	2	0	0	0	0
1994	Minnesota	13	0	3	0	3	0-0	0-0	0	0	0	0	0	0	0
1995	Minnesota	11	0	5	8	13	4.5-27	1-15	1	0	0	0	0	0	0
1996	Minnesota	16	8	24	17	41	7-39	0-0	1	0	1	0	0	0	0
1997	Seattle	8	0	3	0	3	0-0	0-0	0	1	0	0	0	0	0
CAREER TOTAL		77	10	71	30	101	21-110.5	1-15	4	1	5	0	0	0	0

ADDITIONAL STATISTICS: Special teams tackles — 1990 (4), 1992 (8), 1993 (2), 1994 (11), 1995 (13), 1996 (7), TOTAL (45).

HARRISON'S POSTSEASON RECORD

Year	Club	G	S	UT	A	TT	S-Yds.	I-Yds.	PD	FR	FF	TD-Int.	TD-FR	S	Pts.
1992	San Fran.	2	0	4	1	5	0-0	0-0	0	0	0	0	0	0	0
1994	Minnesota	1	0	0	0	0	0-0	0-0	0	0	0	0	0	0	0
1996	Minnesota	1	1	3	0	3	0-0	0-0	0	0	0	0	0	0	0
CAREER TOTAL		4	1	7	1	8	0-0	0-0	0	0	0	0	0	0	0

ADDITIONAL STATISTICS: Special teams tackles — 1992 (3).



HARALD HASSELBACH DEF. END

6-6 • 284 • 5TH YR. • WASHINGTON

BORN: September 22, 1967 in Amsterdam, Holland
HIGH SCHOOL: South Delta High School, Vancouver, B.C.
RESIDES: Aurora, Colo.
ACQUIRED: Free Agent, 1994
PRO YEAR: 5th • **YEAR WITH BRONCOS:** 5th
NFL GAMES PLAYED/STARTED: 64/23

96

Harald Hasselbach proved once again to be a valuable component of the Broncos' defensive line in 1997 and continues to provide quality depth to one of the league's most talented defenses. In his four years with the Broncos he has played in 64 games (23 starts) and recorded 137 tackles (95 solo), including 9.5 sacks (-66.5), with six passes defended, three forced fumbles and four fumble recoveries. Hasselbach began his professional career in 1990 with the Calgary Stampeders of the Canadian Football League, for whom he played four seasons before signing with the Broncos in 1994.

1997: Hasselbach played in all 16 games and made strong contributions on the defensive line in a reserve role, recording 23 tackles (19 solo), including a 1.5 sacks (-14.5), and one pass breakup. He made three starts at left defensive end, replacing an injured Neil Smith (triceps) vs. Seattle (11/2), Carolina (11/9) and Oakland (11/24). In his first start, Hasselbach responded with his first solo sack of the season for a 10-yard loss, and then posted a season-high five solo tackles vs. Oakland. He also had three stops against Carolina (11/9) and two each against St. Louis (also half a sack, 9/14) and at Buffalo (10/26). **Postseason:** Hasselbach played in all four postseason games as a reserve on the defensive line and recorded seven tackles (4 solo), including an assist in the Wild Card Game (12/27), two solos in the Divisional Playoff Game (1/4/98), three tackles (two solo) in the Championship Game, and one solo in Super Bowl XXXII.

1996: Hasselbach played in all 16 regular season games and started one at left defensive end (at Green Bay, 12/8). For the season he recorded 17 tackles (14 solo) — including two sacks (-20) — as well as two passes defended and two forced fumbles as a key contributor on Denver's defensive line rotation. On opening day vs. the Jets (9/1) Hasselbach had two solo tackles and one sack in Denver's 31-6 victory. He added another sack the following week in Denver's 30-20 win at Seattle (9/8). He had a season-high four tackles (two solo) in Denver's 34-7 victory vs. Kansas City (10/27), and added two tackles (one solo) at Green Bay (12/8) in his only start of the season. In Denver's AFC Divisional Playoff vs. Jacksonville (1/4/97) Hasselbach saw action on the defensive line and made one solo tackle. **1995:** Hasselbach saw action in all 16 games and made 10 starts in place of the injured Dan Williams (knee), finishing the season with 31 tackles (22 solo), four sacks, two passes defended and four fumble recoveries. He took over the starting left defensive end position at Seattle (10/1), and continued to start at New England (10/8), vs. Oakland (10/16) and vs. Kansas City (10/22). After returning to his backup role for two games, Hasselbach returned to the starting lineup against San Diego (11/19) when Williams suffered

another knee injury. His four sacks on the season came at Seattle (10/1), vs. Kansas City (10/22), vs. San Diego (11/19) and at Oakland (12/24), a game in which he posted his highest tackle total of the year (6; 4 solo). **1994:** Hasselbach turned some heads after spending the previous four seasons with the Calgary Stampeders of the Canadian Football League. He played in all 16 games for the Broncos, including the final nine in a starting role at defensive right tackle. For the season Hasselbach accounted for 66 total tackles (40 solo) — including two sacks (-13) — one pass defended and one forced fumble. He was given his first start against Cleveland (10/30) and responded with five total tackles (2 solo), then posted his best numbers of the season the following week with 10 tackles (3 solo) against the Rams (11/6). Hasselbach went on to start the final nine games of the season and recorded his first NFL sack against Cincinnati (11/27). His impressive play allowed the team to rest previous starter Dan Williams who was slowed by injury. Hasselbach was an instant hit in training camp, then progressed slowly during the regular season before jumping into the starting lineup. **1990-93:** Hasselbach spent four seasons with the Calgary Stampeders of the CFL, emerging as one of the league's top defensive stars. He posted four-year career totals of 72 tackles and 14 sacks, seven of which came in his final season, 1993.

COLLEGE: Hasselbach lettered one season (1989) at the University of Washington as a reserve defensive lineman for a Husky team that defeated Florida 34-7 in the 1989 Freedom Bowl. He made four solo tackles during his senior season (1989), his second consecutive as a backup to All-American and former San Francisco 49ers defensive end Dennis Brown. Hasselbach red-shirted in 1985 and spent the next three seasons as a non-letterman squad member with great physical attributes and potential.

PERSONAL: A native of Amsterdam, Holland, Hasselbach has also lived in Suriname, Indonesia, Kenya and Canada. He is fluent in Dutch and has also spoken French, German, Japanese, Swahili and Indonesian. His father is a retired agronomist whose job took the family all around the world before settling in British Columbia. Hasselbach grew up playing soccer, cricket, rugby and field hockey as well swimming, and did not begin to play football until his final two years at South Delta High School in Tsawassen, B.C., where he was a two-year letterman offensive and defensive tackle. He was named to the Fraser Valley All-Star team and was an All-British Columbia choice. Harald, his wife Aundrea and their son, Terran, make their home in Aurora, Colo.

HASSELBACH'S REGULAR SEASON RECORD

Year	Club	G	S	UT	A	TT	S-Yds.	I-Yds.	PD	FF	FR	TD-Int.	TD-FR	S	Pts.
1994	Denver	16	9	40	26	66	2-13	0-0	1	1	0	0	0	0	0
1995	Denver	16	10	22	9	31	4-23	0-0	2	0	4	0	0	0	0
1996	Denver	16	1	14	3	17	2-16	0-0	2	2	0	0	0	0	0
1997	Denver	16	3	19	4	23	1.5-14.5	0-0	1	0	0	0	0	0	0
CAREER TOTAL		64	23	95	42	137	9.5-66.5	0-0	6	3	4	0	0	0	0

HASSELBACH'S POSTSEASON RECORD

Year	Club	G	S	UT	A	TT	S-Yds.	I-Yds.	PD	FF	FR	TD-Int.	TD-FR	S	Pts.
1996	Denver	1	0	1	0	1	0-0	0-0	0	0	0	0	0	0	0
1997	Denver	4	0	4	3	7	0-0	0-0	0	0	0	0	0	0	0
CAREER TOTAL		5	0	5	3	8	0-0	0-0	0	0	0	0	0	0	0



VAUGHN HEBRON RUNNING BACK

5-8 • 192 • 6TH YR. • VIRGINIA TECH

BORN: October 7, 1970 in Baltimore, Md.
HIGH SCHOOL: Cardinal Gibbons High School, Baltimore, Md.
RESIDES: Philadelphia, Pa.
ACQUIRED: Free Agent, 1996
PRO YEAR: 6th • YEAR WITH BRONCOS: 3rd
NFL GAMES PLAYED/STARTED: 64/7

22

Since he joined the Broncos just prior to the start of the 1996 regular season, Vaughn Hebron has solidified the team's kick return game and provided a much needed break on occasion for Pro Bowl halfback Terrell Davis as his top back-up. Hebron has shown flashes of his extraordinary talent when given an opportunity to shine, and has proven himself as the steadiest kickoff returner the franchise has seen since Rick Upchurch. Hebron has now played in 64 career games (seven starts) with 1,106 rushing yards on 264 carries (4.2 avg.) with six touchdowns and a long of 47. He also has 298 receiving yards on 39 catches (7.6 avg.) with a long of 29. Hebron has totaled 2,566 kick return yards in his career, of which

2,108 have come as a Bronco, already ranking fifth all-time in team annals. Hebron has also played in five postseason games, all with Denver. He was originally signed by the Eagles as a rookie free agent out of Virginia Tech in 1993 and opened some eyes in his first two seasons with his elusive running style and sure hands as a receiver. He then missed the entire '95 season with a knee injury and was attempting a comeback with Philadelphia in '96 before being cut at the end of training camp, clearing the way for his acquisition by the Broncos.

1997: Hebron proved to be an outstanding backup halfback and formidable special teams performer, much as he did in his first season as a Bronco in 1996. He tied for fifth in the AFC (12th NFL) in kickoff return average at 23.5 on 43 returns (1,009 yds.) with a long of 46. Hebron was the team's second-leading rusher with 49 carries for 222 yards (4.5) with a long of 46 and one touchdown, and caught three passes for 36 yards (12.0) with a long of 21. His 1,009 kick-return yards are the fifth-most in a single season in franchise history, two spots behind his No. 3-ranked showing of 1,099 yards in 1996. Hebron had eight kick returns during the regular season of 30 yards or more, including two of 40 yards or more (both 46). The others went for 39 yards (vs. K.C., 8/31), 37 and 38 yards (at K.C., 11/16), 35 yards (at Oak., 10/19), 33 yards (vs. Oak., 11/24), 31 yards (vs. Sea., 11/2) and 30 yards (vs. N.E., 10/6). Hebron made one start at running back, cracking the lineup for the season-finale vs. San Diego (12/21) in place of the injured Davis (shoulder) and responded with 47 yards on 12 carries (3.9) and 21 more on two receptions. His high rushing game came a week earlier at San Francisco (12/15) when he replaced Davis in the second quarter of a Monday Night contest, after Davis injured his right shoulder. Hebron filled in capably, rushing 12 times for 64 yards, including a season-best long of 46 yards early in the second half, and his only touchdown of the year, which put Denver up 17-14 at that point in the game. His previous high game came vs. Carolina when he rushed nine times for 42 yards (4.7), and his high for return average came in the opener vs. Kansas City (8/31) when he returned two kicks for 85 yards (42.5) with a long of 46. He matched that long return a week later at Seattle (9/7) to solidify his season-best. Hebron also made one fumble recovery on the season, scooping up a Byron Chamberlain fumble at Kansas City (11/16) on special teams. **Postseason:** Hebron played in all four postseason games as the backup to Super Bowl MVP Terrell Davis and rushed 11 times for 28 yards (2.5) with a long of 6 yards (TD) and one touchdown, while also catching two passes for 14 yards (7.0) with a long of 9. He averaged 22 yards on 13 kickoff returns (286 yds.) with a long return of 51 yards (vs. Jax., 12/27/97) that ranks as the second-longest kickoff return by a Bronco in franchise postseason history behind Rick Upchurch's 67-yarder vs. Dallas in Super Bowl XII. In Denver's AFC Wild Card Playoff win vs. Jacksonville (12/27) Hebron averaged 29 yards on three kickoff returns, including the aforementioned long of 51 yards, and rushed six times for 23 yards (3.8), with a touchdown run of six yards in the fourth quarter to seal the 42-17 win. He was slowed during the week by a hamstring strain suffered in practice the Tuesday before the game, but he played through it. In Denver's 14-10 AFC Divisional Playoff win at Kansas City (1/4/98) he averaged 25.5 yards on two kickoff returns with a long of 28, and also saw action as a reserve running back. In the AFC Championship Game at Pittsburgh (1/11) Hebron averaged 17.3 yards on four kickoff returns, with a long of 25 yards, carried the ball twice for 2 yards (1.0) and caught one pass for nine yards in Denver's 24-21 victory. In Super Bowl XXXII vs. Green Bay (1/25) he carried the ball three times for three yards with a long of 2 yards and caught one pass for five yards as the backup to Davis in Denver's 31-24 victory. He also returned four kickoffs for 79 yards (19.8) with a long of 32 yards. He saw considerable time in the backfield in the second quarter when Davis was forced out of the game for one quarter with a migraine headache.

1996: Hebron played in all 16 games, primarily on special teams as the No. 1 kick returner for the Broncos after being signed as a free agent Aug. 28. He returned 45 kickoffs for 1,099 yards (24.4) with a long of 59, and rushed 49 times for 262 yards (5.3) with a career-best long of 47 vs. Kansas City (10/27). He also caught seven passes for 43 yards (6.1) with a long of 11. Hebron's 59-yard kickoff return vs. Seattle (12/1) was the longest of his career, and his 24.4-yard kickoff return average ranked third in the AFC (7th NFL), while his 1,099 return yards represent the third-highest single-season total in franchise history. Hebron had the best rushing day of his career vs. Kansas City (10/27), compiling 73 yards on seven carries, including a career-best 47-yarder in the fourth-quarter of the Broncos' 34-7 domination of the Chiefs. He also had two special teams tackles on the year, according to unofficial press box statistics. In the season-opener vs. the N.Y. Jets (9/1) Hebron rushed seven times for 39 yards (5.6) in his first game as a Bronco, highlighted by a 23-yard fourth-quarter jaunt. He also contributed on special teams, returning a kickoff 12 yards. In week two at Seattle (9/8) he returned four kickoffs for 84 yards (21.0), including a long return of 40 yards, the longest of his career. On Sept. 15 vs. Tampa Bay, Hebron carried the ball twice

for one yard, returned two kickoffs for 58 yards with a long of 35 and caught two passes for 14 yards. He handled the No. 1 tailback duties for all of the second quarter while Terrell Davis was out of the game with migraine headache symptoms. In Denver's 34-7 division-clinching win vs. Seattle (12/1), Hebron had a fine all-around day, totaling 100 yards on just two kickoff returns — including a career-best 59-yarder on the opening kickoff — and rushed eight times for 60 yards with a long of 27. In the season-finale at San Diego (12/22) Hebron averaged 26.3 yards on four kickoff returns (105 total) with a long of 44. He also rushed six times for nine yards and caught three passes for 13 yards. In Denver's AFC Divisional Playoff vs. Jacksonville (1/4/97) Hebron rushed twice for five yards with a long of four and one touchdown, and returned three kickoffs for 85 yards with a long of 38. He replaced Terrell Davis for several plays in the first quarter after Davis sprained his medial collateral ligament, and scored on a one-yard run to put Denver ahead 6-0. **1995:** Hebron missed the entire season for the Eagles after suffering a torn anterior cruciate ligament in training camp. He was placed on injured reserve Aug. 22, and underwent surgery Sept. 11. **1994:** Hebron played in all 16 games and made two starts in his second season with Philadelphia. He was the Eagles' third-leading rusher with 325 yards and two touchdowns on 82 carries (4.0), and added 18 receptions for 137 more yards (7.6) with a long of 29. Hebron made his first start of the season vs. Cleveland (11/13) and responded with career highs of six catches and 93 yards of total offense, including a 15-yard touchdown run. He then started the season finale at Cincinnati (12/24) and led the team with 58 rushing yards. Hebron did not see backfield action in games 11-14 due to a sprained ankle. **1993:** Hebron finished his first preseason as the club's leading rusher with 234 yards and one touchdown on 34 carries (7.0), and in the regular season went on to lead the team in rushing touchdowns (3) and rank third in rushing yards (297). He had a game-high 66 yards rushing, including a five-yard TD after a 33-yard jaunt earlier on the drive, in his first NFL game vs. Arizona. Hebron earned his first starting assignments in games 11-13, and in that span had two key runs against Washington. The first was a one-yard TD jaunt, and the other a 16-yard tackle-breaking jaunt to the Washington 3-yard line on the game-winning fourth-quarter drive. He was acquired by the Eagles as a rookie free agent.

COLLEGE: Hebron finished sixth on Virginia Tech's all-time rushing charts with 2,327 yards and 15th on the school's all-time receptions list with 60 (first among running backs). As a senior, injuries forced him to miss four games but he still led the Hokies in rushing with 579 yards, and saw action as a kickoff returner, posting a 19.2-yard average on six returns. Hebron majored in housing, interior design and resource management.

PERSONAL: A native of Baltimore, Hebron earned All-America honors at Cardinal Gibbons High School where, in addition to school marks for career rushing yards (3,003) and touchdowns (62), he also holds track records in the 100 & 200 meters and long jump. Vaughn Harlen Hebron was born Oct. 7, 1970 in Baltimore.

HEBRON'S REGULAR SEASON RECORD

Year	Club	G	S	RUSHING				RECEIVING				SCORING				
				No.	Yds.	Avg.	LG	TD	No.	Yds.	Avg.	LG	TD	TD	TD	2pt
1993	Phila.	16	4	84	297	3.5	33	3	11	82	7.4	12	0	3	3	0
1994	Phila.	16	2	82	325	4.0	19	2	18	137	7.6	29	0	2	2	0
1995	Phila.								INJURED RESERVE — KNEE							
1996	Denver	16	0	49	262	5.3	47	0	7	43	6.1	11	0	0	0	0
1997	Denver	16	1	49	222	4.5	46	1	3	36	12.0	21	0	1	1	0
CAREER TOTAL		64	7	264	1,106	4.2	47	6	39	298	7.6	29	0	6	6	0

KICKOFF RETURNS

Year	Club	No.	Yds.	Avg.	LG	TD
1993	Phila.	3	35	11.6	13	0
1994	Phila.	21	443	21.1	33	0
1995	Phila.					
1996	Denver	45	1,099	24.4	59	0
1997	Denver	43	1,009	23.5	46	0
CAREER TOTAL		112	2,566	22.9	59	0

HEBRON'S POSTSEASON RECORD

Year	Club	G	S	RUSHING				RECEIVING				SCORING				
				No.	Yds.	Avg.	LG	TD	No.	Yds.	Avg.	LG	TD	TD	TD	2pt
1996	Denver	1	0	2	5	2.5	4	1	0	0	0.0	0	0	1	1	0
1997	Denver	4	0	11	28	2.6	6t	1	2	14	7.0	9	0	1	1	0
CAREER TOTAL		5	0	13	33	2.5	6t	2	2	14	7.0	9	0	2	2	0

KICKOFF RETURNS

Year	Club	No.	Yds.	Avg.	LG	TD
1996	Denver	3	85	28.3	38	0
1997	Denver	13	286	22.0	51	0
CAREER TOTAL		16	371	23.2	51	0

HEBRON'S SINGLE-GAME HIGHS

(Postseason in parenthesis)

Most rushes — 16 at Cincinnati, 12/24/94 (6 vs. Jacksonville, 12/27/97). **Most rushing yards** — 73 vs. Kansas City, 10/27/96 (23 vs. Jacksonville, 12/27/97). **Longest rush** — 47 yards vs. Kansas City, 10/27/96 (6 TD vs. Jacksonville, 12/27/97). **Most receptions** — 6 vs. Cleveland, 11/13/94 (1 vs. Green Bay, 1/25/98 and at Pittsburgh, 1/11/98). **Most receiving yards** — 54 vs. Cleveland, 11/13/94 (9 at Pittsburgh, 1/11/98). **Longest reception** — 29 yards vs. Cleveland, 11/13/94 (9 at Pittsburgh, 1/11/98).



JON HESSE

LINEBACKER

6-3 • 258 • 2ND YR. • NEBRASKA

BORN: June 6, 1973 in Lincoln, Neb.
HIGH SCHOOL: Southeast High School, Lincoln, Neb.
RESIDES: Lincoln, Neb.
ACQUIRED: Free Agent, 1997
PRO YEAR: 2nd • **YEAR WITH BRONCOS:** 2nd
NFL GAMES PLAYED/STARTED: 0/0

50

A late signee during the 1997 season, Jon Hesse looks toward a season of opportunity in 1998 and a chance to demonstrate the skills that persuaded the Broncos to sign him to the active roster from Green Bay's practice squad for the play-off push last season. The former Nebraska Cornhusker has good size to go along with a solid work ethic, which should give him ample opportunity as he enters his first training camp as a Bronco. Hesse was originally drafted by Jacksonville in 1997 (7th round/No. 221 overall), but was waived Aug. 19 and signed shortly thereafter to Green Bay's practice squad. He was signed to Denver's active roster Dec. 19.

1997: Hesse was signed by the Broncos Dec. 19 to provide help on special teams and depth at the linebacker position. He was declared inactive for his only regular season game on the roster (vs. S.D., 12/21). Hesse came to the club from Green Bay where he had spent the majority of the regular season on the practice squad after being waived by his original team Aug. 19. He was drafted by the Jaguars (7th round/No. 221 overall) and went through most of training camp with the club before being waived. **Postseason:** Hesse was declared inactive for all four postseason games.

COLLEGE: Hesse was a standout at inside linebacker and on special teams during his career at Nebraska, where he was a part of two national championship teams. He played in 38 games and started 12 — all during his senior season ('96) — and registered 130 tackles (56 solo), including three sacks, one fumble recovery, two forced fumbles, 19 tackles-for-loss and two passes defended for his career. He was named first-team All-Big 12 by the Associated Press and Academic All-America as a senior, when he finished second on the team in tackles (85). Hesse was a finalist for the NACDA postgraduate scholarship and deposited \$10,000 to the UNL General Scholarship Fund when he was named a Burger King Scholar-Athlete. Hesse redshirted in 1992. He holds a bachelor's degree in psychology from Nebraska.

PERSONAL: Hesse was regarded as the top high school prospect in Nebraska in 1991 as a senior at Lincoln Southeast High School, where he played five positions. He was named Nebraska Player of the Year as a senior, when he helped led his team to the state Class A (largest) title, and was twice named all-state, playing both running back positions, wide receiver and wingback, while also returning punts and handling placekicking and punting duties. Hesse, also a standout on the basketball team, was an Academic All-State pick. Jonathan Andrew Hesse was born June 6, 1973 in Lincoln. He is single and makes his home in Lincoln, Neb.

HESSE'S REGULAR SEASON RECORD

Year	Club	G	S	UT	A	TT	S-Yds.	I-Yds.	PD	FF	FR	TD-Int.	TD-FR	S	Pts.
1997	Denver	0	0	0	0	0	0-0	0-0	0	0	0	0	0	0	0



RANDY HILLIARD CORNERBACK

5-11 • 168 • 9TH YR. • NORTHWESTERN (LA.) STATE

BORN: February 6, 1967 in New Orleans, La.
HIGH SCHOOL: East Jefferson High School, Metairie, La.
RESIDES: New Orleans, La.
ACQUIRED: Unrestricted Free Agent (Cleve.), 1994
PRO YEAR: 9th • **YEAR WITH BRONCOS:** 5th
NFL GAMES PLAYED/STARTED: 111/26

23

Randy Hilliard is in his ninth NFL season — and fifth with the Broncos — providing veteran experience in the secondary and outstanding special teams play. Hilliard, who has filled in very effectively on numerous occasions as a starter, continues to show improvement in his game with each passing season. For his career he has tallied 235 tackles (176 solo), including three sacks (-22), as well as four interceptions (81 yds. in returns), 51 passes defended, five forced fumbles and two fumble recoveries. He entered the NFL in 1990 as Cleveland's sixth-round draft choice (No. 157 overall), and spent four seasons with the club before signing with Denver as an unrestricted free agent in 1994.

1997: Hilliard played in 14 of the 16 games for Denver, contributing in a reserve role in the secondary, as well as on special teams. For the year he made five tackles (2 solo) and recorded two passes defended, while also leading the team with 23 tackles on special teams. He was inactive vs. Oakland (11/24) and at San Diego (11/30) because of a fractured right orbital bone suffered at Kansas City (11/16). Hilliard's first two solo tackles came in Week Three vs. St. Louis (9/21), and his high game for special teams tackles came vs. Seattle (11/2) with four. He closed the regular season on a high note vs. San Diego (12/21), making one assisted tackle and knocking down two passes on defense, and providing three tackles on special teams. **Postseason:** Hilliard contributed in the defensive secondary and on special teams in all four postseason contests, recording two tackles (1 solo) on defense and three more on special teams. Both defensive stops came in the AFC Championship Game at Pittsburgh (1/11/98), while his three special teams stops came in the Wild Card win over Jacksonville (2; 12/27/98) and the Divisional Playoff clash at Kansas City (1; 1/4/98).

1996: Hilliard played in 13 of the 16 regular season games on defense and special teams, and made three starts (at Oakland, 11/4; vs. Chicago, 11/10 and at San Diego, 12/22). The first two starts came at right cornerback in place of Lionel Washington (knee) and the third was at left corner in place of Ray Crockett (knee). He was inactive for the New England (11/17), Minnesota (11/24) and Green Bay (12/8) games because of a fractured rib and a cracked rib suffered against Chicago (11/10). For the season he made 30 tackles (26 solo) and knocked down five passes, while adding seven more tackles on special teams according to unofficial press box statistics. Hilliard was the nickel back for the first seven games. On opening day against the Jets (9/1) he had five tackles (four solo), and two passes defended in the Broncos' 31-6 victory. The following week at Seattle, Hilliard had four stops (all solo) and two special teams tackles. He made his first start of the year at Oakland (11/4) in a Monday Night contest and made three tackles (two solo). The following week vs. Chicago (11/10), Hilliard had his best game of the season, registering five solo tackles and his only interception of the year, which he returned 27 yards. He also had one pass break up against the Bears in Denver's gut-wrenching 17-12 victory. During the game he fractured a rib and cracked another rib, forcing him to miss the next two games. In the regular season finale at San Diego (12/22) he started in place of Ray Crockett and had one solo stop and one pass defended. In Denver's AFC Divisional Playoff vs. Jacksonville (1/4/97) Hilliard handled the nickel back duties, making one solo tackle, and contributed two tackles on special teams.

1995: Hilliard played in 12 of 16 games as a nickel back and special teams player. For the season he recorded 20 tackles (15 solo), with four passes defended and a forced fumble on defense, and contributed 10 more tackles on special teams. He missed the Arizona game (11/5) with a groin injury and the San Diego (11/19), Houston (11/26) and Jacksonville (12/3) games with cartilage damage in his right knee, suffered at Philadelphia (11/12). Hilliard returned from the knee injury against Seattle (12/10). He enjoyed one of his finest games on Monday Night Football against Oakland (10/16) finishing with three solo tackles, one pass defended, one forced fumble and one special teams tackle. His highest tackle total came at New England (10/8) when he posted four solos on defense and two more on special teams. **1994:** Hilliard joined the Broncos as an unrestricted free agent in the offseason after four years with the Cleveland Browns. He used the momentum of an outstanding preseason to move up the depth chart and play in 15 games, mak-

ing four starts. He finished the season with 51 tackles (46 solo), tied for the team lead in interceptions with two (for eight yards in returns), had 14 passes defended and forced two fumbles. Hilliard made his first start at Seattle (10/9) in place of injured right cornerback Ray Crockett and responded with five tackles (4 solo), two passes defended and his first interception of the year, which he returned for eight yards. He posted his best tackle numbers of the season in a start the following week against Kansas City (10/17) in a Monday Night game, recording 14 total (11 solo). Hilliard missed the Cleveland contest (10/30) with an injured hamstring but returned to start the next two games on the left side in place of Ben Smith, at the L.A. Rams (11/6) and against Seattle (11/13). He recorded his second interception of the season and had three passes defended in the Rams game, and followed that with a 10-solo tackle performance against Seattle. **1993:** Hilliard played in 12 games for the Browns and started five, recording 41 total tackles, including 26 solo and 15 assists. Hilliard knocked down 10 passes, fourth-best among Cleveland defenders, and had one interception that he returned 54 yards. He was a valuable special teams performer, in addition to his defensive backfield duties. **1992:** Hilliard had 27 tackles, seven passes defended, forced one fumble and recovered another for the Browns, as he played in every game and started four. He started in the six-DB alignment vs. Houston (12/20) and recorded six stops, including an 11-yard quarterback sack, forced a fumble which he also recovered. **1991:** Hilliard started 10 of 14 games and recorded 59 tackles, with two sacks, nine passes defended, one interception, and a fumble recovery. He started at right cornerback for the final six games. He posted his first career interception to thwart a Patriots' drive in a Cleveland win over New England. **1990:** Hilliard's rookie season was spent mostly on special teams, making five tackles on kick coverage and two more in the Cleveland secondary. Hilliard was the Browns' sixth round selection in the 1990 draft.

COLLEGE: Hilliard returned three of his 10 career interceptions for touchdowns, earning first-team All-Southland Conference and second-team All-American honors as a senior at Northwestern Louisiana. He was honorable mention All-Conference as a junior and second-team All-Southland as a sophomore. His longest touchdown run was on a 73-yard interception return as a freshman.

PERSONAL: Randy was a three-time all-district choice at East Jefferson High School in Metairie, La., where he won MVP honors as a senior. Randy also lettered in track as a prep athlete. A journalism major at Northwestern Louisiana, Randy hopes to get into broadcasting after his playing career. He makes his home in New Orleans, La.

HILLIARD'S PROFESSIONAL RECORD

Year	Club	G	S	UT	A	TT	S-Yds.	I-Yds.	PD	FF	FR	TD-Int.	TD-FR	S	Pts.
1990	Cleveland	15	0	2	0	2	0-0	0-0	0	0	0	0	0	0	0
1991	Cleveland	14	10	44	15	59	2-11	1-19	9	1	1	0	0	0	0
1992	Cleveland	16	4	14	13	27	1-11	0-0	7	1	1	0	0	0	0
1993	Cleveland	12	5	26	15	41	0-0	1-54	10	0	0	0	0	0	0
1994	Denver	15	4	46	5	51	0-0	2-8	14	2	0	0	0	0	0
1995	Denver	12	0	16	4	20	0-0	0-0	4	1	0	0	0	0	0
1996	Denver	13	3	26	4	30	0-0	0-0	5	0	0	0	0	0	0
1997	Denver	14	0	2	3	5	0-0	0-0	2	0	0	0	0	0	0
CAREER TOTAL		111	26	176	59	235	3-22	4-81	51	5	2	0	0	0	0

ADDITIONAL STATISTICS: Special teams tackles — 1990 (5), 1991 (n/a), 1992 (n/a), 1993 (n/a), 1994 (n/a), 1995 (10), 1/1996 (2), 1997 (23). Recovered a fumble on special teams, 1996.

HILLIARD'S POSTSEASON RECORD

Year	Club	G	S	UT	A	TT	S-Yds.	I-Yds.	PD	FF	FR	TD-Int.	TD-FR	S	Pts.
1996	Denver	1	0	1	0	1	0-0	0-0	0	0	0	0	0	0	0
1997	Denver	4	0	1	1	2	0-0	0-0	0	0	0	0	0	0	0
CAREER TOTAL		5	0	2	1	3	0-0	0-0	0	0	0	0	0	0	0

ADDITIONAL STATISTICS: Special teams tackles — 1996 (2), 1997 (3), TOTAL (5).

WHERE DID THE NAME DENVER BRONCOS COME FROM?

The name "Denver Broncos" was chosen from 500 entries in a name-the-team contest in January, 1960. The name was suggested by Ward M. Vining of Lakewood. But the football team isn't the first Denver Broncos. Denver's 1921 entry in the Midwest Baseball League was also called the Broncos.



TORY JAMES

CORNERBACK

6-1 • 193 • 3RD YR. • LOUISIANA STATE

BORN: May 18, 1973 in New Orleans, La.
HIGH SCHOOL: Archbishop Shaw High School, Marrero, La.
RESIDES: Englewood, Colo.
ACQUIRED: Draft #2 (44th overall), 1996
PRO YEAR: 3rd • **YEAR WITH BRONCOS:** 3rd
NFL GAMES PLAYED/STARTED: 16/2

20

The 1997 season was supposed to be a coming-out party for Broncos cornerback Tory James, but a severe knee injury suffered in Denver's first preseason game (vs. Buffalo, 7/26/97) abruptly cut his season short. James, however, has bounced back nicely through a vigorous rehabilitation program and appears ready in 1998 to accomplish the goals he was unable to attain in 1997. He seeks to build upon his 1996 rookie campaign in which he showed that the Broncos chose the right man for their future with the 44th pick of the 1996 NFL Draft, as the Louisiana State product showed signs of becoming a dominating force at the cornerback position for years to come. In 1998, he will battle Darrien Gordon for the starter's role at right cornerback, opposite Ray Crockett, a role he likely would have filled for the entire 1997 season were it not for his injury.

1997: James was placed on injured reserve Aug. 18 following surgery to repair a torn patellar tendon in his right knee. The injury occurred in the first quarter of the Broncos' initial preseason game of the year, July 26, vs. Buffalo at Mile High Stadium.

1996: James saw action in the secondary and on special teams in all 16 regular season games and made two starts (at New England, 11/17; at Minnesota, 11/24) at right cornerback in place of the injured Lionel Washington (knee) and Randy Hilliard (ribs). He had already taken over the nickel back duties vs. Kansas City (10/27), and when Washington was hurt in that game James continued as the nickel back while Hilliard started at Oakland (11/4) and vs. Chicago (11/10). Hilliard was then hurt in the Chicago game, opening the door for James to start at New England and Minnesota while Washington eased back into play. For the season James posted 22 tackles (17 solo) and seven passes defended, and proved to be a big-play guy, snagging two interceptions, forcing a fumble and recovering a fumble. The forced fumble, the recovery and the first of his two interceptions all came vs. Seattle (12/1) in the contest in which Denver clinched its first AFC West title since 1991. James also made nine special teams stops, according to unofficial press box statistics. Versus Kansas City (10/27) James saw action as the nickel back for the first time, making two solo tackles, and also contributed on special teams in Denver's 34-7 win. In Game 11 at New England (11/17) James made his first career start, taking over the right cornerback spot with Lionel Washington just coming back from a knee injury and Randy Hilliard out with injured ribs. He responded with two tackles (1 solo) and two pass breakups, and added another tackle on special teams. The following week at Minnesota (11/24) James started for the second straight week and made five solo tackles in Denver's 21-17 victory. In Denver's AFC Divisional Playoff vs. Jacksonville (1/4/97) James saw action in a reserve role in the secondary, making two solo tackles, and also contributed on special teams. James was the Broncos' second overall selection in the 1996 draft from LSU, chosen in the second round (44th overall).

COLLEGE: In his four years at Louisiana State, James played in 39 games (started 29) and made 117 tackles (81 solo), recovered three fumbles, caused one fumble, intercepted 11 passes, broke up 20 more, made two sacks (-9) and added five other tackles-for-loss (14). He returned one interception for a touchdown, and also played wide receiver as a freshman in 1992, catching six passes for 78 yards (13.0) with a long of 35 yards and one touchdown. He earned first-team All-Southeastern Conference honors as a junior in '94, and closed his career by being named to the All-America Dream Team by the Poor Man's Guide to the NFL Draft.

PERSONAL: James was All-District 10-5A as a defensive back and kick returner in his senior year at Archbishop Shaw High School in Marrero, La. He also starred in track and basketball during his prep career. James was criminal justice major at LSU. Tory Steven James was born May 18, 1973 in New Orleans, La. James is single and makes his home in Englewood, Colo.

JAMES' REGULAR SEASON RECORD

Year	Club	G	S	UT	A	TT	S-Yds.	I-Yds.	PD	FF	FR	TD-Int.	TD-FR	S	Pts.
1996	Denver	16	2	17	5	22	0-0	2-15	7	1	1	0	0	0	0
1997	Denver						INJURED RESEVE — PATELLAR TENDON								
CAREER TOTAL		16	2	17	5	22	0-0	2-15	7	1	1	0	0	0	0

ADDITIONAL STATISTICS: Special teams tackles — 1996 (9)

JAMES' POSTSEASON RECORD

Year	Club	G	S	UT	A	TT	S-Yds.	I-Yds.	PD	FF	FR	TD-Int.	TD-FR	S	Pts.
1996	Denver	1	0	2	0	2	0-0	0-0	0	0	0	0	0	0	0
CAREER TOTAL		1	0	2	0	2	0-0	0-0	0	0	0	0	0	0	0



PATRICK JEFFERS

WIDE RECEIVER

6-3 • 218 • 3RD YR. • VIRGINIA

BORN: February 2, 1973 in Fort Campbell, Ky.
HIGH SCHOOL: Fort Worth Country Day School, Fort Worth, Tex.
RESIDES: Greenwood Village, Colo.
ACQUIRED: Draft #5 (159th overall), 1996
PRO YEAR: 3rd • **YEAR WITH BRONCOS:** 3rd
NFL GAMES PLAYED/STARTED: 14/0

81

Patrick Jeffers continues to show signs of becoming a reliable, sure-handed receiver for the Broncos as he contributed in an even greater fashion as the 1997 season progressed. He has now played in 14 career regular season games and five more in the postseason. All three receptions of his career came during the '97 season, when he saw considerable time as the fourth receiver on the team. Jeffers was a fifth-round pick of the Broncos' (No. 159 overall) out of Virginia in the 1996 NFL Draft.

1997: Jeffers played in 10 games and was inactive for the other six in his second pro season. He was inactive for the first three games, then played in three, before being inactive again at Oakland (10/19) because of a hamstring injury suffered in practice (10/16). For the year he made three catches for 24 yards (8.0), including a career-best two for 19 yards at Pittsburgh (12/7), after making his first career reception at Atlanta (9/28). His career long is a 10-yarder recorded in the Pittsburgh game. Jeffers also made two tackles on special teams. Postseason: Jeffers played in all four postseason games, primarily on special teams.

1996: Jeffers saw action in the first three games of the season, but was then inactive for the next 12 before playing in the season-finale at San Diego (12/22). His playing time came primarily on special teams, but he also saw action on offense. Jeffers strained ligaments in his left thumb in practice Nov. 2, and did not return to practice until the week of the New England game (11/17). He saw action on special teams and registered his first career kickoff return for an 18-yard gain as Denver defeated Tampa Bay 27-23 in Week Three (9/15). In Denver's AFC Divisional Playoff Game vs. Jacksonville (1/4/97) Jeffers saw action on special teams and returned one kickoff for nine yards.

COLLEGE: Jeffers progressed from a walk-on at Virginia to fourth on the school's all-time receiving charts by the time his career ended, catching 108 passes for 1,785 yards and 15 touchdowns in his four seasons with the Cavaliers. Over his final three years he averaged 33 receptions and 552 yards per season, and earned honorable mention All-Atlantic Coast Conference honors as a sophomore in 1993 and a senior in '95. Jeffers majored in psychology.

PERSONAL: Jeffers was a two-time All-Southern Preparatory Conference selection at Fort Worth Country Day School in Fort Worth, Texas, and was selected to the Top 100 squad by the Dallas Morning News. He also starred in soccer and track, and earned the school's Bill Curtis Award in 1990, given to the outstanding undergraduate male athlete. His brother, Rich, played football and ran track at Menlo College. Patrick Christopher Jeffers was born February 2, 1973 in Fort Campbell, Ky. He is single and makes his home in Greenwood Village, Colo.

JEFFERS' REGULAR SEASON RECORD

Year	Club	G	S	RECEIVING				KICKOFF RETURNS				SCORING			
				No.	Yds.	Avg.	LG	TD	No.	Yds.	Avg.	LG	TD	TD	Pts.
1996	Denver	4	0	0	0	0.0	0	0	1	18	18.0	18	0	0	0
1997	Denver	10	0	3	24	8.0	10	0	0	0	0.0	0	0	0	0
CAREER TOTAL		14	0	3	24	8.0	10	0	1	18	18.0	18	0	0	0

ADDITIONAL STATISTICS: Special teams tackles — 1997 (2)

JEFFERS' POSTSEASON RECORD

Year	Club	G	S	RECEIVING					KICKOFF RETURNS					SCORING				
				No.	Yds.	Avg.	LG	TD	No.	Yds.	Avg.	LG	TD	TD	TDp	TDf	2pt	Pts.
1996	Denver	1	0	0	0	0.0	0	0	1	9	9.0	9	0	0	0	0	0	0
1997	Denver	4	0	0	0	0.0	0	0	0	0	0.0	0	0	0	0	0	0	0
CAREER TOTAL		5	0	0	0	0.0	0	0	1	9	9.0	9	0	0	0	0	0	0

JEFFERS' SINGLE-GAME HIGHS

(Postseason in parenthesis)

Most receptions — 2 at Pittsburgh, 12/7/97. **Most receiving yards** — 19 at Pittsburgh, 12/7/97. **Longest reception** — 10 yards at Pittsburgh, 12/7/97. **Most Kickoff Returns** — 1 vs. Tampa Bay, 9/15/96 (1 vs. Jacksonville, 1/4/97). **Most Kickoff Return Yards** — 18 vs. Tampa Bay, 9/15/96 (9 vs. Jacksonville, 1/4/97). **Longest Kickoff Return** — 18 vs. Tampa Bay, 9/15/96 (9 vs. Jacksonville, 1/4/97).



DAMEIAN JEFFRIES

DEF. END

6-4 • 277 • 2ND YR. • ALABAMA

BORN: May 7, 1973 in Sylacauga, Ala.
HIGH SCHOOL: B.B. Comer High School, Sylacauga, Ala.
RESIDES: Sylacauga, Ala.
ACQUIRED: Free Agent, 1998
PRO YEAR: 2nd • **YEAR WITH BRONCOS:** 1st
NFL GAMES PLAYED/STARTED: 2/0

76

Dameian Jeffries is in his second NFL season in 1998, and his first with the Broncos as he competes for a spot on one of the most talented defensive lines in the NFL. Jeffries has played in two NFL games in his brief career, both with New Orleans in 1995. He was a fourth-round draft choice of the Saints that year.

1997: Jeffries was out of football after being released by the Baltimore Ravens Aug. 24. He had signed with the Ravens April 22.

1996: Jeffries was released by the Saints Aug. 20 and was out of football. **1995:** Jeffries appeared in two games with the Saints, recording an assisted tackle against the Giants (9/24). He was the club's fourth-round draft choice (No. 108 overall) earlier that year.

COLLEGE: Jeffries played collegiately at Alabama, where he recorded 91 tackles, including four for loss and 12 sacks, and also posted four fumble recoveries, four forced fumbles, two interceptions and five passes defended. He had a career-high 44 tackles and eight sacks as a senior, when he started 11 of 12 games and played in the Senior Bowl. Jeffries was a business major.

PERSONAL: Jeffries was an all-state selection as a senior at B.B. Comer High School in Sylacauga, Ala., where he was rated as the top tight end prospect in the nation by Super Prep Magazine. He scored 10 touchdowns on 18 receptions (327 yards) and recorded 131 tackles and 10 sacks from his defensive spot. One of 11 children, Jeffries was born May 7, 1973 in Sylacauga, Ala., where he currently resides.

JEFFRIES' REGULAR SEASON RECORD

Year	Club	G	S	UT	A	TT	S-Yds.	I-Yds.	PD	FR	FF	TD-Int.	TD-FR	S	Pts.
1995	New Orleans	2	0	0	1	1	0-0	0-0	0	0	0	0	0	0	0

ELITE COMPANY

The Broncos are one of only five franchises in professional sports to boast a season-ticket base greater than 70,000. The other four franchises are the Jacksonville Jaguars, Kansas City Chiefs, New York Giants and New York Jets. The Giants (23 years) and Broncos (22) have surpassed the 70,000 mark for the most consecutive seasons.

DARRIUS JOHNSON

CORNERBACK

5-9 • 185 • 3RD YR. • OKLAHOMA



BORN: September 17, 1972 in Terrell, Texas
HIGH SCHOOL: Terrell High School, Terrell, Texas
RESIDES: Terrell, Texas
ACQUIRED: Draft #4 (122nd overall), 1996
PRO YEAR: 3rd • **YEAR WITH BRONCOS:** 3rd
NFL GAMES PLAYED/STARTED: 29/0

25

Darrius Johnson has progressed remarkably in each of his first two seasons in Denver, and has made himself an ever more vital cog in the Broncos' defensive future. He showed in 1997 that he can be depended upon to carry his weight in the defensive backfield, after beginning the year contributing mostly on special teams. By mid-season he was promoted to the role of nickel back and performed admirably, helping solidify a Denver defense that reached its peak during the 1997 postseason. Johnson has now played in 29 NFL games and has 26 tackles (25 solo) with nine pass breakups. He has also participated in five postseason games with four tackles (all solo) and one pass breakup. Johnson's special teams play also continues to be stellar, as he finished second on the team in 1997 with 16 stops. He added two more during the postseason. He joined the Broncos in 1996 as a fourth-round (No. 122 overall) draft choice out of Oklahoma.

1997: Johnson provided youth and talent in the secondary, and also made strong contributions on special teams, playing in all 16 games. The only game in which he did not see any defensive action was at Oakland (10/19), Denver's first loss of the season. He took over the nickel back duties vs. Seattle (11/2), and finished the year with 17 solo tackles and seven passes defended, the first four of which came in the Seattle contest. Johnson ranked second on the team in special teams tackles (16), and also forced two fumbles, recovered a fumble and scored a touchdown. He recovered a fumbled kickoff return on the opening play of the second half vs. Seattle (11/2) when Glenn Cadrez knocked the ball away from Ronnie Harris, and dashed six yards into the end for his first professional score, giving Denver a 20-10 lead en route to a 30-27 victory. He finished the day with three solo tackles and four pass breakups on defense. Just one week earlier he had distinguished himself by forcing a fumble on a kickoff return, which was recovered by Dwayne Carswell to start the second half in Denver 23-20 overtime victory (10/26). His second forced fumble came vs. Carolina (11/9) when he stripped Winslow Oliver on a punt return in the third quarter. His high tackle game of the season came on Monday Night Football vs. Oakland (11/24) when he posted four solos. He also three stops (all solo) each vs. Seattle (11/2) and at San Diego (11/30).

Postseason: Johnson contributed as the nickel back in all four postseason games and made four solo tackles with one pass defended, as well three tackles on special teams. He had one pass breakup and two special teams stops vs. Jacksonville in Denver's 42-17 AFC Wild Card victory (12/27). In Denver's 14-10 AFC Divisional Playoff win at Kansas City (1/4/98), Johnson posted one tackle as the nickel back, and then added two stops (both solo) and a special teams tackle in the AFC Championship Game victory at Pittsburgh (1/11/98). In Super Bowl XXXII vs. Green Bay (1/25/98), Johnson recorded one solo tackle as the nickel back in Denver's 31-24 victory.

1996: Johnson played in 13 regular season games, both on defense and special teams. He missed Weeks 2-4 (at Seattle, 9/8; vs. Tampa Bay, 9/15; and at Kansas City, 9/22) after suffering a knee injury in the season-opener vs. the Jets (9/1), but returned to action in Week Five at Cincinnati (9/29). Johnson began the year as the No. 1 kickoff returner but was set back by the injury and played behind Vaughn Hebronn for that role throughout the rest of the regular season. For the season Johnson made nine tackles (8 solo), knocked down two passes and forced a fumble on defense, and added 13 special teams tackles according to unofficial press box statistics. Versus Kansas City (10/27) he made two solo tackles on defense and added two more on special teams and made two tackles. At New England (11/17) Johnson played in the defensive secondary where he made three solo tackles, knocked down two passes and caused a fumble, while also contributing two special teams tackles. He made three tackles (2 solo) at Green Bay (12/8) and added three more on special teams. Johnson also played in Denver's AFC Divisional Playoff vs. Jacksonville (1/4/97).

COLLEGE: Johnson was a three-year starter in the secondary at Oklahoma, was twice named All-Big Eight first team, and finished his career with 208 tackles (149 solo), 12 interceptions, 30 pass break-ups, two forced fumbles and one fumble recovery. He played in two bowl games — John Hancock (after 1993) and Copper (after '94) — and figures seventh on the Sooners' all-time

punt return list with 497 yards. Johnson also excelled in track and field, earning All-America honors in 1993 as a member of the Sooners' 1600-meter relay team. He ran the third leg on the relay squad that clocked a 39.03 at the NCAA Championships in New Orleans, La.

PERSONAL: Johnson was a Class 4A first-team all-state selection at Terrell High School in Terrell, Texas, where he lettered three times as a cornerback, running back and kickoff returner. He recorded 2,014 rushing yards in his career, and also excelled in track and field in the long jump (23'-2"), 100 meters (10.5) and 200 meters (21.5). An organizational communications major at Oklahoma, Johnson was born Sept. 17, 1972 in Terrell, Texas.

JOHNSON'S REGULAR SEASON RECORD

Year	Club	G	S	UT	A	TT	S-Yds.	I-Yds.	PD	FF	FR	TD-Int.	TD-FR	S	Pts.
1996	Denver	13	0	8	1	9	0-0	0-0	2	1	0	0	0	0	0
1997	Denver	16	0	17	0	17	0-0	0-0	7	0	0	0	1	0	0
CAREER TOTAL		29	0	25	1	26	0-0	0-0	9	1	0	0	1	0	0

ADDITIONAL STATISTICS: Special teams tackles — 1996 (13), 1997 (16), TOTAL (29). Returned a fumble on kickoff coverage for a touchdown (6 yds.) vs. Seattle, 11/2/97.

JOHNSON'S POSTSEASON RECORD

Year	Club	G	S	UT	A	TT	S-Yds.	I-Yds.	PD	FF	FR	TD-Int.	TD-FR	S	Pts.
1996	Denver	1	0	0	0	0	0-0	0-0	0	0	0	0	0	0	0
1997	Denver	4	0	4	0	4	0-0	0-0	1	0	0	0	0	0	0
CAREER TOTAL		5	0	4	0	4	0-0	0-0	1	0	0	0	0	0	0

ADDITIONAL STATISTICS: Special teams tackles — 1997 (3).



ERNEST JONES DEF. END

6-2 • 255 • 5TH YR. • OREGON

BORN: April 1, 1971 in Utica, N.Y.
HIGH SCHOOL: Utica Senior Academy, Utica, N.Y.
RESIDES: Littleton, Colo.
ACQUIRED: Free Agent, 1996
PRO YEAR: 5th • **YEAR WITH BRONCOS:** 3rd
NFL GAMES PLAYED/STARTED: 8/0

72

Ernest Jones continues to add quality depth to one of the NFL's most talented defensive lines, seeking to continue his bid for an increased role during the 1998 season. He has played in eight career games and made four tackles (three solo) on defense and two more on special teams. Jones signed with Denver before the 1996 season after originally being drafted by the Los Angeles Rams in the third round (100th overall) in 1994.

1997: Jones played in one game and was inactive for the other 15. He was inactive for the first eight weeks before playing vs. Seattle (11/2) because of injuries to Neil Smith and Michael Dean Perry, and posted one solo tackle. **Postseason:** Jones was declared inactive for all four postseason games.

1996: Jones played in six regular season games as a reserve on the defensive line, and was inactive for the other 10. He saw his first action of the season at Cincinnati (9/29) and made one solo tackle, then played again vs. Kansas City (10/27), at Oakland (11/4), at Minnesota (11/24), at Green Bay (12/8) and at San Diego (12/22), where he had two tackles (one solo). For the season he made three defensive tackles (2 solo) and two special teams stops according to unofficial press box statistics, both vs. Kansas City (10/27). He was declared inactive for Denver's AFC Divisional Playoff Game vs. Jacksonville (1/4/97). **1995:** Jones spent most of the season on the New Orleans Saints' practice squad. He was activated to the roster Oct. 21, then waived Oct. 30 and re-signed to the practice squad Nov. 1. While on the active roster, Jones played at Carolina (10/22) and was inactive at San Francisco (10/29). **1994:** Jones was drafted by the Los Angeles Rams in the third round (100th overall), but spent the season on injured reserve with the club after suffering a season-ending left knee injury in the final preseason game (8/25 at San Diego).

COLLEGE: Jones completed his four-year career at Oregon as the school's all-time sack leader with 29, and earned All-Pac-10 honors as a senior in 1993. He also compiled totals of 170 tackles (114 solo) and 42 tackles-for-loss during his collegiate career. The sociology major was earned honorable mention All-Pac-10 recognition as a junior in 1992.

PERSONAL: Jones is a graduate of Utica (N.Y.) Senior Academy, where he lettered in football, basketball and track (400 and 800 meters). His nickname is "Daddy-O". Ernest Lee Jones was born April 1, 1971, in Utica. He and his wife, Maria, have two children, Andrea and Deja, and make their home in Littleton, Colo.

JONES' REGULAR SEASON RECORD

Year	Club	G	S	UT	A	TT	S-Yds.	I-Yds.	PD	FF	FR	TD-Int.	TD-FR	S	Pts.
1994	L.A. Rams	INJURED RESERVE — KNEE													
1995	New Orleans	1	0	0	0	0	0-0	0-0	0	0	0	0	0	0	0
1996	Denver	6	0	2	1	3	0-0	0-0	0	0	0	0	0	0	0
1997	Denver	1	0	1	0	1	0-0	0-0	0	0	0	0	0	0	0
CAREER TOTAL		8	0	3	1	4	0-0	0-0	0	0	0	0	0	0	0

ADDITIONAL STATISTICS: Special teams tackles — 1996 (2), 1997 (0), TOTAL (2).



K.C. JONES CENTER

6-1 • 275 • 2ND YR. • MIAMI (FLA.)

BORN: March 28, 1974 in Midland, Texas
HIGH SCHOOL: Robert E. Lee High School, Midland, Texas
RESIDES: Miami, Fla.
ACQUIRED: Rookie Free Agent, 1997
PRO YEAR: 2nd • **YEAR WITH BRONCOS:** 2nd
NFL GAMES PLAYED/STARTED: 0/0

60

K.C. Jones' rookie season of 1997 was lost due to a pectoral injury, but he returns healthy in 1998 seeking to build upon the great promise he showed coming out of the University of Miami. He entered the NFL as a rookie free agent with the Broncos out of Miami, Fla.

1997: Jones tore a pectoral muscle in Denver's first mini-camp in 1997 and missed the entire season. He was placed on injured reserve Aug. 18. He originally signed with Denver as a rookie free agent May 2.

COLLEGE: Jones was a four-year starter at center for the University of Miami, grading out at 93% as a blocker in his 41 career games. He was an All-Big East selection his last three years at UM, including 1995, when he only played in the first four games due to torn ligaments in his knee, forcing him to miss the rest of the season. Miami won or shared the Big East title four of the five years Jones was there, only missing out in 1993. Jones was also a freshman All-America choice by the Poor Man's Guide to the NFL Draft. He was a physical therapy major at Miami.

PERSONAL: Jones was a three-year starter and all-state center at Robert E. Lee High School in Midland, Texas, where he was team captain and named team MVP in 1991. Jones was the 10th-rated prospect in the state of Texas as a senior by *SuperPrep*. His mother, Nancy, resides in Denver. Kirk Cameron Jones was born March 28, 1974 in Midland, Texas.

JONES' REGULAR SEASON RECORD

Year	Club	G	S
1997	Denver	INJURED RESERVE — PECTORAL	
CAREER TOTAL		0	0

BLACKOUT? WHAT BLACKOUT?

Since the 1970 season, the Broncos have sold out every non-strike regular season home game, totalling 211. The number reaches 222 when playoff games are included. The Broncos and the Washington Redskins are the only NFL teams that can boast consecutive sell-outs since the 1970 season.



TONY JONES

TACKLE

6-5 • 291 • 11TH YR. • WESTERN CAROLINA

BORN: May 24, 1966 in Royston, Ga.

HIGH SCHOOL: Franklin County High School, Royston, Ga.

RESIDES: Westlake, Ohio

ACQUIRED: Trade with Baltimore, 1997

PRO YEAR: 11th • **YEAR WITH BRONCOS:** 2nd

NFL GAMES PLAYED/STARTED: 139/130

77

The Broncos organization received a tremendous Valentine's Day gift in 1997 with the acquisition of tackle Tony Jones via trade from Baltimore, a move that paid huge dividends throughout the '97 season. The Broncos sent their second-round pick in the '97 Draft to Baltimore for the rights to Jones, who stepped right in and helped the Broncos form the most effective offensive line in the NFL. Jones has proven over his 10-year career to be one of the top offensive linemen in the game, and also showed his versatility to the Broncos by starting the season at left tackle and then flip-flopping with Gary Zimmerman after the Broncos' sixth game, moving to right tackle and not missing a beat. Jones has also shown tremendous durability throughout his career, starting 130 of the 139 regular season games in which he has played, including a string of 105 starts in a row between 1989 and '96. He has started all but one game since the latter part of the 1989 season, and has also played in nine postseason games and started eight: four at right tackle, two at left tackle and two at right guard. Jones entered the NFL as an undrafted rookie free agent with the Cleveland Browns in 1988.

1997: Jones started all 16 games in his first year with the Broncos, after being acquired in a trade with the Ravens during the offseason (2/14/97). He helped the Broncos produce the NFL's 4th-ranked running game (3rd in AFC) and the top-rated offense in the NFL, averaging 367 yards per game. Denver also scored a league-high and franchise record 472 points on the season, as they claimed the first Super Bowl championship in the teams' 38-year history. He and the rest of the offensive line opened holes that enabled Pro Bowl running back Terrell Davis to rush for a franchise-record 1,750 yards and 15 touchdowns. That unit also allowed only 35 sacks on the season and helped QB John Elway set a franchise record with 27 touchdown passes. The offense ran for more than 100 yards in 14 of 16 games and broke the 400-yard total offense number three times. Jones started the first six games at left tackle before moving to right tackle prior to the Oakland game (10/19), where he started the final 10. He missed a portion of the San Francisco game (12/15) after suffering a bruised right knee in the fourth quarter. An MRI done the following day proved negative. **Postseason:** Jones started all four postseason games at right tackle as part of an offensive line that dominated opponents and allowed the Broncos to control games with a powerful rushing attack that averaged 187 yards per game. The offensive line was named NFL Offensive Player of the Week for the Wild Card win over Jacksonville (12/27/97). They also enabled Denver to rush for more than 100 yards in all four postseason contests — including five individual 100-yard performances in four games — culminating with 179 in Denver's 31-24 victory over Green Bay in Super Bowl XXXII (1/25/98).

1996: Jones played in and started 15 games for the Ravens, running his streak of consecutive starts to 105. Jones' streak was ironically snapped when he missed the Ravens' Oct. 20 matchup with the Broncos at Mile High Stadium due to a knee injury suffered the week before at Indianapolis (10/13). A sprained knee also had forced him to miss most of the second half against New England (10/6). The Ravens' offense, which ranked third in the AFC (357.7), accumulated over 450 yards of total offense twice (vs. Jacksonville, 11/24 and vs. the Rams, 10/29) during the '96 season thanks in part to Jones' play at left tackle. His 100th career start came against a team that he will now be seeing twice a season, the Oakland Raiders (9/1). **1995:** Jones started all 16 games at left tackle for the Browns in their final season in Cleveland, before the franchise's move and transformation into the Baltimore Ravens in 1996. His 100th consecutive start (including postseason) came at San Diego (12/3). He played in his 100th NFL game and his 91st career start in a 29-26 overtime Browns win at Cincinnati (10/29). Jones extended his consecutive start streak to 86 in a game at Houston (9/17), despite a sore groin. **1994:** Jones, who started all 16 of Cleveland's games for the fifth consecutive season, earned second-team All-Pro honors from the Associated Press, UPI (AFC), College & Pro Football Newsweekly and Tom Jackson's Pro Football Update. During that season the team set a franchise record by allowing just 14 sacks. He also started both playoff games at left tackle (vs. New England, 1/1/95, and at Pittsburgh, 1/8/95).

1993: Jones started all 16 of Cleveland's games for the fourth consecutive season, missing just

two quarters the entire season. In a 19-16 win at the Raiders (9/19) Jones held AFC sack leader Anthony Smith sackless after Smith had racked up four the previous week against Seattle. **1992:** Jones started all 16 of Cleveland's games for the third consecutive season, despite having to play through a bad ankle he suffered Nov. 8 in a 24-14 Cleveland victory over Houston. He held Richard Dent and William Perry (Michael Dean's brother) to no sacks and four tackles combined in a 27-14 win vs. Chicago (11/29). Jones held Chris Doleman to no sacks at Minnesota (11/22). He played his 50th game vs. Green Bay Oct. 18. **1991:** Jones was one of four Cleveland offensive linemen to start all 16 games, the second consecutive season he had done so. He held Kansas City's Derrick Thomas sackless Nov. 24. **1990:** Jones started all 16 games at right tackle, taking over for Cody Risien who retired prior to the start of training camp. **1989:** Jones played in eight games, starting the final three of the regular season and both playoff contests at right guard. He started his second NFL game at right guard vs. Minnesota (12/17), then switched to right tackle when Cody Risien left the game with an eye injury late in regulation. Jones was activated from injured reserve before the Seattle game (11/12) after spending seven weeks on IR nursing a toe injury suffered in a Week Two win over the Jets (9/17). **1988:** Jones played in the final four games of the season and one playoff game. He had been placed on injured reserve Aug. 29, 1988 with a toe injury. Jones was activated Oct. 22 and played in his first NFL game at Phoenix Oct. 23. He also played in Cleveland's Wild Card Game vs. Houston (12/24). Jones was a rookie free agent pickup by Cleveland May 20, 1988.

COLLEGE: Jones was a four-year letterman at Western Carolina University, garnering Most Improved Lineman and second-team All-Conference honors as a senior. He also ran track for the Catamounts. Jones returned to Western Carolina during the 1989 offseason to finish requirements for his degree (B.S.) in management (May '89).

PERSONAL: Jones played football, softball, basketball and ran track at Franklin County High School in Royston, Ga., winning MVP honors in football and basketball. He hails from the same hometown as baseball immortal Ty Cobb, however Jones has a street named after him in Royston (Tony Jones St.) and Cobb does not. Tony is involved in many off-the-field projects, such as Concern II, a sports carnival to help fund cancer research for children. He has also participated in the Diabetes Association "Swim for Diabetes" event and the American Lung Association's Celebrity Waiters' Luncheon. He has also headed a drive to increase adoption of minority children. Jones was married to Kamilla Orr on Valentine's Day 1992. They own two huge Rottweiler dogs. The couple's first child, Tony, Jr., was born May 27, 1995, three days after Tony, Sr.'s 29th birthday. Jones enjoys swimming, softball, tennis and basketball. He wants to own a restaurant and clothing store after his playing career is finished. Jones is renowned for being one of the sharpest dressers in the NFL. He earned his nickname "T-Bone" in college when he would steal steaks from the younger players on the team during Wednesday "steak nights." Jones joined Broncos offensive linemen David Diaz-Infante and Mark Schlereth for an appearance on NBC's Late Night with Conan O'Brien show in late January 1998, days after the Broncos' Super Bowl victory over Green Bay. Anthony Edward Jones was born May 24, 1966 in Royston, Ga.

JONES' REGULAR SEASON RECORD

Year	Club	G	S
1988	Cleveland	4	0
1989	Cleveland	8	3
1990	Cleveland	16	16
1991	Cleveland	16	16
1992	Cleveland	16	16
1993	Cleveland	16	16
1994	Cleveland	16	16
1995	Cleveland	16	16
1996	Baltimore	15	15
1997	Denver	16	16
CAREER TOTAL		139	130

JONES' POSTSEASON RECORD

Year	Club	G	S
1988	Cleveland	1	0
1989	Cleveland	2	2
1994	Cleveland	2	2
1997	Denver	4	4
CAREER TOTAL		9	8



KEVIN JORDAN WIDE RECEIVER

6-2 • 197 • 2ND YR. • UCLA

BORN: December 14, 1972 in Washington, D.C.
HIGH SCHOOL: High Point High School, Beltsville, Md.
RESIDES: Los Angeles, Calif.
ACQUIRED: Free Agent, 1998
PRO YEAR: 2nd • **YEAR WITH BRONCOS:** 1st
NFL GAMES PLAYED/STARTED: 0/0

11

Kevin Jordan comes to the Broncos as a free agent in 1998 and will look to deepen the team's talented receiving corps. He has yet to play in an NFL game, but has spent regular season time with Arizona and Cincinnati, and shows great promise for the future. Jordan entered the NFL with the Cardinals as a rookie free agent in 1996.

1997: Jordan was out of football. He was released by the Bengals Aug. 7, signed by Arizona Aug. 12, then released by the Cardinals Aug. 19.

1996: Jordan signed with Arizona as a rookie free agent and spent the first six games of the season with the club before being waived Oct. 15. He then signed with Cincinnati Oct. 16, where he spent the remainder of the season between the active roster and the practice squad. In all, he was on a 53-man roster for 11 weeks. Jordan made his mark in the preseason with Arizona, catching a 19-yard touchdown pass from Kent Graham against Cincinnati, Aug. 10.

COLLEGE: Jordan left UCLA with career receiving records of 179 catches for 2,548 yards, breaking marks set by 1995 first-round draft choice J.J. Stokes. He led the Pac-10 in 1994 with a school-record 73 receptions for 1228 yards and seven touchdowns. Jordan is the only player in UCLA history to author four games of 145 or more receiving yards in one season. He suffered a right-knee injury in the 1994 season-finale against USC, and underwent surgery to repair a partially torn medial collateral ligament. Jordan started the first seven games of 1995 wearing a brace, then sat out two after re-injuring the knee, before returning for the final two games, finishing the season with 41 receptions for 539 yards and two touchdowns. He earned a spot on UCLA's honor roll with a degree in sociology.

PERSONAL: Jordan hails from Beltsville, Md., where he attended High Point High School and was the state high-jump champion and runner-up in the 55-meter hurdles, as well as a two-way player in football. His hobbies include bowling, movies and reading. Kevin and his wife, Jennifer, reside in Los Angeles, Calif. Kevin Michael Jordan was born December 14, 1972 in Washington, D.C.

JORDAN'S REGULAR SEASON RECORD

Year	Club	RECEIVING					SCORING					2pt.	Pts.
		G	S	No.	Yds.	Avg.	LG	TD	TDr	TDp	TDt		
1996	Arizona (6) Cincinnati (5)	0	0	0	0	0.0	0	0	0	0	0	0	0
1997		OUT OF FOOTBALL											
CAREER TOTAL		0	0	0	0	0.0	0	0	0	0	0	0	0



CARL KIDD CORNERBACK

6-1 • 200 • 3RD YR. • ARKANSAS

BORN: June 14, 1973 in Pine Bluff, Arkansas
HIGH SCHOOL: Dollarway High School, Pine Bluff, Ark.
RESIDES: Pine Bluff, Ark.
ACQUIRED: Free Agent, 1998
PRO YEAR: 3rd • **YEAR WITH BRONCOS:** 1st
NFL GAMES PLAYED/STARTED: 29/0

46

Carl Kidd becomes the second defensive back to defect from Oakland to Denver during the Mike Shanahan regime in Denver. (Lionel Washington was the other). Kidd, now in his third NFL season, was out of the NFL last season but seeks to make a strong return to the league in 1998. He offers dual talents, contributing not only in the defensive secondary, but also on special teams. Kidd has played in 29 games in his NFL career, making 15 solo tackles with four passes defense and one fumble recovery. He has also returned 29 kickoffs for 622 yards (21.4) with a long of 48. Kidd entered the NFL in 1995 as a rookie free agent with Oakland.

1997: Kidd was out of pro football after being waived by the Raiders Aug. 24.

1996: Kidd, who played in all 16 games with the Raiders, led the team in kickoff returns with 29 for 627 yards (21.4) and a long of 48. He also had 15 solo tackles, one interception and four pass breakups as a reserve cornerback, and finished second on the team with 11 special teams tackles and one fumble recovery. **1995:** Kidd played in 13 games for the Raiders, recording 13 special teams tackles (third on team). He signed with Oakland as a rookie free agent April 28.

COLLEGE: Kidd was a two-year letterman at Arkansas after transferring from Northeastern Oklahoma Junior College. He posted 44 tackles — including two for losses — as a senior defensive back in 1994, after recording 53 stops (31 solo), six pass breakups and one fumble recovery as a junior. Kidd earned Junior College All-America honors at Northeastern Oklahoma with 64 tackles and five interceptions. He also had 500 punt return yards and 100 kickoff return yards, and was runner-up for the National Junior College Player of the Year award in 1992.

PERSONAL: Kidd attended Dollarway High School in Pine Bluff, Ark., where he was a four-year letterman in football as a two-way back. He was all-conference as a senior while playing defensive back, running back and wide receiver. Kidd was also an all-state sprinter in track. He was born June 14, 1973 in Pine Bluff, Ark. He currently resides in Pine Bluff.

KIDD'S REGULAR SEASON RECORD

Year	Club	G	S	UT	A	TT	S-Yds.	I-Yds.	PD	FR	FF	TD-Int.	TD-FR	S	Pts.
1995	Oakland	13	0	0	0	0	0-0	0-0	0	0	0	0	0	0	0
1996	Oakland	16	0	15	0	15	0-0	1-1	4	1	0	0	0	0	0
1997		OUT OF FOOTBALL													
CAREER TOTAL		29	0	15	0	15	0-0	1-1	4	1	0	0	0	0	0

KICKOFF RETURNS

Year	Club	No.	Yds.	Avg.	TD	LG
1995	Oakland	0	0	-	0	-
1996	Oakland	29	622	21.4	0	48
1997		OUT OF FOOTBALL				
CAREER TOTAL		29	622	21.4	0	48

ADDITIONAL STATISTICS: Special Teams Tackles — 1995 (13), 1996 (11), TOTAL (24).



MATT LEPSIS TACKLE

6-4 • 290 • 2ND YR. • COLORADO

BORN: January 13, 1974 in Conroe, Texas
HIGH SCHOOL: Frisco High School, Frisco, Texas
RESIDES: Monument, Colo.
ACQUIRED: Rookie free agent, 1997
PRO YEAR: 2nd • **YEAR WITH BRONCOS:** 2nd
NFL GAMES PLAYED/STARTED: 0/0

78

Matt Lepsis, a versatile athlete who can play both tight end and offensive line, will line up as an offensive tackle with the Broncos in 1998 after excelling at that position this past spring in the NFL Europe League. Injuries from his college career at Colorado relegated him to the reserve/non-football injury list in 1997, but after a productive offseason, he is ready to make the jump to NFL-caliber play.

1997: Lepsis spent the season on the reserve/non-football injury list due to a college knee injury.

COLLEGE: Lepsis played in 36 games for Colorado (including bowl games), with 16 starts. He caught 45 passes for 519 yards and 3 touchdowns, including a two-yard reception for a score in the 1996 Cotton Bowl win over Oregon, capping a junior season in which he earned second-team All-Big Eight honors. Lepsis graded out as a 90% blocker during his career at CU and added seven special teams tackles to his credit. He also lettered three times in track at CU and was a two-time All-American in the discus with a collegiate best of 196 feet. Lepsis was a history major.

PERSONAL: Lepsis was an All-Southwest selection at Frisco (Texas) High School, where he was the Class 3A Defensive Player of the Year and a two-time state discus champion. He had the second-best discus throw in the country in 1992 (204'-8"), and was also a member of the National Honor Society. Lepsis also bench presses more than 400 pounds and squats more than 600 pounds. He and teammate K.C. Jones have a friendship that dates back to their high school years, though the two attended different colleges. Lepsis was born January 13, 1974 in Conroe, Texas.

LEPSIS' REGULAR SEASON RECORD

Year	Club	G	S
1997	Denver	RESERVE/NON-FOOTBALL INJURY	
CAREER TOTAL		0	0



JEFF LEWIS QUARTERBACK

6-2 • 211 • 3RD YR. • NORTHERN ARIZONA

BORN: April 17, 1973 in Columbus, Ohio
HIGH SCHOOL: Horizon High School, Phoenix, Ariz.
RESIDES: Greenwood Village, Colo.
ACQUIRED: Draft #4 (100th overall), 1996
PRO YEAR: 3rd • **YEAR WITH BRONCOS:** 3rd
NFL GAMES PLAYED/STARTED: 5/0

8

Jeff Lewis enters the 1998 season seeking to come back from offseason knee surgery, as he re-joins a competitive mix at the quarterback position. He underwent reconstructive surgery to repair a torn anterior cruciate ligament in his left knee Feb. 25. Lewis has shown significant progress in his first two NFL seasons, combining tremendous foot speed with an accurate and strong arm, as well as a knack for improvisation. Lewis saw considerable action in the preseason in both 1996 and '97, and has played in five regular season games, completing 10 of 19 passes (52.6%) for 79 yards with one interception, a long of 17 yards and one sack (-7). His regular season totals also include nine rushing attempts for 41 yards (4.6) with a long of 18. Lewis joined the Broncos in 1996 as a fourth-round draft choice (No. 100 overall) out of Northern Arizona.

1997: Lewis served as Denver's backup quarterback for the first 13 games of the season before moving to the No. 3 role, behind veteran Bubba Brister, before the Pittsburgh game (12/7). He played in three games (vs. St. Louis, 9/14; vs. Carolina, 11/9 and vs. Oakland, 11/24), completing 1 of 2 passes for 21 yards (to Anthony Lynn vs. Carolina, 11/9) and was sacked once (-7), to record a passer rating of 87.5. He also rushed five times for 2 yards (0.4). Against St. Louis (9/14) he saw action in the closing minutes and was credited with one carry for -1 yard, as he took a knee to run out the clock. Lewis also played in relief of John Elway against Carolina (11/9), coming into the game with 6:49 remaining. He completed his first pass of the year, going 1 for 1 with a 21-yard toss to Anthony Lynn on a 4th-and-1 play to keep the Broncos' game-ending drive alive. The 21-yard completion was the longest of his career. Lewis also rushed four times for 3 yards, with a gain of five on one play and three kneel-downs to kill the clock. Lewis played in reserve of Elway for the Broncos' final two offensive series against the Raiders (11/24), but his only pass fell incomplete. During the preseason Lewis saw a great deal of action, playing in all five games and starting two (at Carolina, 8/9; at New England, 8/17) in place of Elway (ruptured biceps tendon). He completed 53 of 85 passes (62.4) for 527 yards with five touchdowns and no interceptions, for a quarterback rating of 99.5. Lewis also rushed seven times for 63 yards (9.0), including a 14-yard touchdown in the opener vs. Buffalo (7/26). **Postseason:** Lewis was designated the Broncos' third quarterback for all four postseason games. Following the season (2/25) Lewis had reconstructive surgery on his left knee to repair a torn anterior cruciate ligament.

1996: Lewis was designated the Broncos' third quarterback for 15 of the 16 games in his rookie season. He saw his first action of the year at Green Bay (12/8) in the fourth quarter, followed by another fourth-quarter appearance in the season-finale at San Diego (12/22). At Green Bay he replaced Bill Musgrave on the Broncos' final possession and completed 1 of 3 passes for 5 yards while rushing once for four yards. At San Diego he piloted the club for the entire fourth quarter and mounted a 15-play drive that took the Broncos from their own 19-yard line to the Chargers' eight — nearly erasing a 16-10 San Diego lead — before being intercepted in the end zone. On the drive Lewis rushed three times for 35 yards, twice converting on third-and-long with runs of 18 and 14 yards, respectively. Though coming up empty in the scoring category, Lewis' drive did accomplish one major task that will mean the most in the long run: securing the No. 1 offensive ranking in the NFL for the Broncos in '96, the first time the franchise has held that distinction in its 37-year history. Denver needed 184 yards to eclipse Jacksonville's total yardage mark and maintain its league-leading ranking, but had gained just 131 yards through three quarters prior to Lewis' insertion at the start of the fourth quarter. In Denver's AFC Divisional Playoff vs. Jacksonville, Lewis — elevated to second-string quarterback after Bill Musgrave's season-ending shoulder injury at San Diego (12/22) — was active for the game but did not play. In the preseason, Lewis made an impressive showing in his four appearances, completing 28 of 42 pass attempts (66.7) for 251 yards, with two touchdowns and one interception. He led the Broncos to a win at San Francisco (8/3) with a 7-play, 68-yard touchdown drive in the final minutes for a 20-17 win and his first fourth-quarter comeback victory, then preserved the Carolina win (8/10) by directing a 10-play, 95-yard touchdown drive that began at the Broncos' 5-yard line with a 33-28 lead and 6:50 remaining.

COLLEGE: Lewis finished his impressive career at Northern Arizona ranked second on the school's all-time lists for passing yards (9,655), touchdowns (67), completions (785) and attempts (1,316). His 59.7 pass completion percentage ranks second in Lumberjack annals, and was the end result of a four-year progression in completion percentage: 52.8%, 56.4%, 60.4% and 66.8%. He holds the NCAA Division I-AA career record for interception avoidance with a figure of 1.82. His leadership skills were also displayed by his three-time selection as NAU's team captain, a first in school history. Lewis was coached at NAU by Steve Axman, who had previously tutored NFL quarterbacks Troy Aikman (UCLA) and Neil O'Donnell (Maryland). Lewis earned third-team All-America and second-team All-Big Sky honors as a junior in 1994. He redshirted in 1991.

PERSONAL: Lewis was an all-city and all-conference selection in football, basketball and baseball at Horizon High School in Phoenix, Ariz. He gained over 1,000 yards rushing in each of his final two seasons in football, and batted .492 while compiling a 3-1 record as a pitcher in his senior season on the diamond, and also starred in basketball. Lewis also quarterbacked the Arizona squad in the Down Under Bowl, played in Australia. An education major at Northern Arizona, Lewis maintains aspirations of entering the coaching profession after his playing career is finished. Jeffrey Scott Lewis was born April 17, 1973 in Columbus, Ohio. He is single and makes his home in Greenwood Village, Colo.

LEWIS' REGULAR SEASON RECORD

Year	Club	G	S	Att.	Comp.	Pct.	Yds.	TD	%	Int.	%	LG	Sack	Yds.	Rtg.
1996	Denver	2	0	17	9	52.9	58	0	0.0	1	5.9	11	1	7	35.9
1997	Denver	3	0	2	1	50.0	21	0	0.0	0	0.0	21	1	7	87.5
CAREER TOTAL		5	0	19	10	52.6	79	0	0.0	1	5.3	21	2	14	41.1

RUSHING

Year	Club	Att.	Yds.	Avg.	LG	TD	TD	TDr	TDp	TDr	2pt	Pts.
1996	Denver	4	39	9.8	18	0	0	0	0	0	0	0
1997	Denver	5	2	0.4	5	0	0	0	0	0	0	0
CAREER TOTAL		9	41	4.6	18	0	0	0	0	0	0	0

LEWIS' SINGLE-GAME HIGHS

(Postseason in parenthesis)

Most pass attempts — 14 at San Diego, 12/22/96. **Most pass completions** — 8 at San Diego, 12/22/96. **Most yards passing** — 53 at San Diego, 12/22/96. **Highest comp. pct.** — .571 (8 of 14) at San Diego, 12/22/96. **Most touchdown passes** — 0. **Most interceptions** — 1 at San Diego, 12/22/96. **Longest pass completion** — 21 yards vs. Carolina (11/9/97). **Most rushing attempts** — 3 at San Diego, 12/22/96. **Most rushing yards** — 35 at San Diego, 12/22/96. **Most rushing TDs** — 0. **Longest run** — 18 yards at San Diego, 12/22/96. **Most total rushing and passing yards** — 88 (35 rushing / 53 passing) at San Diego, 12/22/96.



MIKE LODISH DEF. TACKLE

6-3 • 280 • 9TH YR. • UCLA

BORN: Aug. 11, 1967 in Detroit, Mich.
HIGH SCHOOL: Brother Rice High School, Birmingham, Mich.
RESIDES: Birmingham, Mich.
ACQUIRED: Unrestricted Free Agent (Buffalo), 1995
PRO YEAR: 9th • **YEAR WITH BRONCOS:** 4th
NFL GAMES PLAYED/STARTED: 124/28

97

Mike Lodish returns for his fourth year in Denver — and his ninth in the NFL — as a strong, veteran force on the defensive line. He re-signed with the Broncos Aug. 5, 1997 as an unrestricted free agent, resuming his career in Denver, where he had spent the 1995-96 seasons, and immediately helped to upgrade a defensive line that had been severely depleted by injury during the preseason. He also helped to produce one of the biggest plays of the season with his fumble recovery in the third quarter of the AFC Championship Game at Pittsburgh (1/11/98). Lodish has appeared in 124 career games (28 starts) and amassed 122 tackles (87 solo), including seven sacks (-48), with four passes defended and four fumble recoveries, one of which he returned for a touchdown. He has also appeared in 18 postseason games, and started one (with Denver, vs. Jacksonville, 1/4/97), recording 11 solo tackles. He holds the distinction of being one of only nine players in NFL history to play in five Super Bowls, having played in four with Buffalo (1990-93) before earning his first Super Bowl ring last year with Denver. Lodish entered the NFL in 1990 as a 10th-round draft choice (No. 265 overall) of the Buffalo Bills, with whom he spent his first five NFL seasons.

1997: Lodish played in all 16 games on the defensive line and made 14 tackles (9 solo), including one sack (-7.5), to go along with a fumble recovery. He was credited with a half a sack each vs. Carolina (11/9) and St. Louis (9/14). Lodish's fumble recovery came in the third quarter vs. Oakland (11/24) after John Mobley stripped the ball from Napoleon Kaufman, and set up a Broncos field goal. He had three tackles each against Carolina (11/9) and at Pittsburgh (12/7) with two solos in each game. He also had two solo stops in Denver's 34-13 Monday Night Football win over New England (10/6). **Postseason:** Lodish played in all four postseason games as a reserve defensive tackle and recorded three solo tackles, including two in Super Bowl XXXII, as he tied an NFL record by becoming the ninth player in league history to play in five Super Bowl games. He was instrumental in the Broncos' AFC Championship Game victory at Pittsburgh (1/11/98), recovering a Steelers fumble after Neil Smith sacked quarterback Kordell Stewart on the last play of the third quarter, killing another Steelers' drive and helping the Broncos hold on for a 24-21 victory. His other solo tackle came in the AFC Divisional Playoff at Kansas City (1/4/98).

1996: Lodish started all 16 games for the Broncos at left defensive tackle, making 30 tackles (19 solo), including 1.5 sacks (-8.5). His season high of five solo tackles came in the finale at San Diego (12/22). Lodish had half a sack each at Seattle (9/8), at Oakland (11/4) and vs. Seattle (12/1). He started in Denver's lone playoff contest, vs. Jacksonville (1/4/97). **1995:** Lodish played in all 16 games, contributing four solo tackles, in his first year with the Broncos after signing in the offseason as an unrestricted free agent from Buffalo. At New England (10/8), Lodish saw action on the defensive line, and finished with two solo tackles. In the season finale at Oakland (12/24), Lodish saw action on the defensive line, making one solo tackle. **1994:** Lodish played in all 16 of the Bills' games, starting five. He had 17 tackles (nine solo), three quarterback pressures, and one fumble recovery. He started the first five games of the season in place of an injured Jeff Wright. In Week Two vs. New England (9/11), Lodish recovered a fumble in the end zone for Buffalo's only second half touchdown (and the second of his career) against the Patriots in a 38-15 victory. Cornerback Mickey Washington and Bruce Smith forced the fumble by Drew Bledsoe. Lodish played in a reserve role for the remainder of the regular season. **1993:** Lodish played in all 16 games, including one start, and registered seven stops (all solo), one half of a sack and two quarterback pressures. He also played in all three playoff games, registering two stops (both solo). On 10/11 he combined with Mickey Washington for a sack of Warren Moon in a 35-7 Monday night victory. On 11/1, he saw extensive action vs. Washington, recording one quarterback pressure in a 24-10 win. He recorded his second career fumble recovery at Miami (12/19) as the Bills came from behind to beat the Dolphins 47-34. He had one unassisted stop in both the AFC Championship Game vs. Kansas City (1/23) and Super Bowl XXVIII vs. Dallas (1/30). **1992:** Lodish played in all 16 games and in all four playoff games. He was part of a defensive line that helped the Bills finish tied for second in the NFL in defense against the run. He had seven stops on the year (five solo), one half of a sack, four quarterback pressures, one pass defended, and a fumble recovery on which he scored his first NFL touchdown. He scooped up a fumble by Hugh Millen and rumbled 18 yards for a score at New England (9/27) in a 41-7 victory. He also had a half a sack at New Orleans (12/20) in a 20-16 victory. **1991:** Lodish played in all 16 games, starting six, and also played in all three playoff games. He finished the regular season with 37 tackles (28 solo), one and a half sacks, four quarterback pressures, two passes defended and one forced fumble. Lodish also added two stops in postseason play. He filled in admirably in the absence of both Bruce Smith and Jeff Wright during the season. Lodish received his first NFL start vs. Miami (9/1) in place of Smith, and then received another start the next week at nose tackle in place of Wright vs. Pittsburgh (9/8). He recorded his third career sack and his first career forced fumble at the Jets in a 23-20 win. He recorded two solo stops in Super Bowl XXVI vs. Washington (1/26). **1990:** Lodish played in 12 games as a rookie, as well as all three playoff games. He registered six tackles (all solo), a career-high two sacks, two QB pressures and one pass defended in the regular season, and added two solo stops in three postseason games. Lodish was part of a defense that ranked eighth in the league in total defense in 1990. He recorded his first career sack against Randall Cunningham and the Eagles (12/2). His second career sack came against Dan Marino vs. Miami (12/23). Lodish also had two solo stops in Super Bowl XXV vs. the New York Giants (1/27). Lodish was Buffalo's 10th-round selection in the 1990 NFL Draft, the 265th player taken overall.

COLLEGE: Lodish was an All-Pac-10 performer at UCLA, where he and his Bruin teammates went to a bowl game in each of his first three seasons there (Freedom, Aloha and Cotton). In 1987, his Bruins tied for the Pac-10 Conference title with USC. Lodish was a candidate for the Outland Trophy and Lombardi Award as a senior when he earned second-team All-Pac-10 honors. Lodish was an extraordinarily strong athlete at Westwood, squatting over 650 pounds for the

school record in that category. He recorded 193 tackles with 14 sacks and three interceptions in his Bruin career. In 1987 and '88 he was part of a defense that ranked in the Top 10 in the nation against the run, allowing just 95 yards per game over those two seasons. The defensive line coach at that time was current Broncos defensive coordinator Greg Robinson. Mike was a history major with a specialization in business administration.

PERSONAL: Lodish lettered three years in football at Brother Rice (Birmingham, Mich.) High School, where he led his team to the Michigan State Class A title in 1983. He also lettered in lacrosse and hockey. Lodish was named All-America by Adidas-Scholastic Coach. Lodish is single and makes his offseason home in Birmingham, Mich. Michael Timothy Lodish was born Aug. 11, 1967 in Detroit, Mich.

LODISH'S REGULAR SEASON RECORD

Year	Club	G	S	UT	A	TT	S-Yds	I-Yds	PD	FF	FR	TD-Int.	TD-FR	S	Pts.
1990	Buffalo	12	0	6	0	6	2-13	0-0	1	0	0	0	0	0	0
1991	Buffalo	16	6	28	9	37	1.5-10	0-0	2	0	0	0	0	0	0
1992	Buffalo	16	0	5	2	7	0.5-5	0-0	1	0	1	0	1	0	6
1993	Buffalo	16	1	7	0	7	0.5-4	0-0	0	0	1	0	0	0	0
1994	Buffalo	16	5	9	8	17	0-0	0-0	0	0	1	0	1	0	6
1995	Denver	16	0	4	0	4	0-0	0-0	0	0	0	0	0	0	0
1996	Denver	16	16	19	11	30	1.5-8.5	0-00	0	0	0	0	0	0	0
1997	Denver	16	0	9	5	14	1-7.5	0-0	0	0	1	0	0	0	0
CAREER TOTAL		124	28	87	35	122	7-48	0-0	4	0	4	0	2	0	12

ADDITIONAL STATISTICS: Lodish's first touchdown came on an 18-yard fumble return at New England in 1992 (9/27), and his second came on a recovered a fumble in the end zone vs. New England in 1994 (9/11).

LODISH'S POSTSEASON RECORD

Year	Club	G	S	UT	A	TT	S-Yds	I-Yds	PD	FF	FR	TD-Int.	TD-FR	S	Pts.
1990	Buffalo	3	0	2	0	2	0-0	0-0	0	0	0	0	0	0	0
1991	Buffalo	3	0	2	0	2	0-0	0-0	0	0	0	0	0	0	0
1992	Buffalo	4	0	0	0	0	0-0	0-0	0	0	0	0	0	0	0
1993	Buffalo	3	0	2	0	2	0-0	0-0	0	0	0	0	0	0	0
1996	Denver	1	1	2	0	2	0-0	0-0	0	0	0	0	0	0	0
1997	Denver	4	0	3	0	3	0-0	0-0	0	0	1	0	0	0	0
CAREER TOTAL		18	1	11	0	11	0-0	0-0	0	0	1	0	0	0	0



DEREK LOVILLE RUNNING BACK

5-10 • 208 • 8TH YR. • OREGON

BORN: July 4, 1968 in San Francisco, Calif.
HIGH SCHOOL: Riordan High School, San Francisco, Calif.
RESIDES: Scottsdale, Ariz.
ACQUIRED: Free Agent, 1997
PRO YEAR: 8th • **YEAR WITH BRONCOS:** 2nd
NFL GAMES PLAYED/STARTED: 85/23

31

Derek Loville was a 1997 offseason acquisition who played a key role on offense and special teams last season, as he not only proved he was a capable backup, but even proved he could shine when the spotlight was landed directly on him. He signed as a free agent with Denver May 2, 1997, and has teamed with Pro Bowler Terrell Davis and Vaughn Hebronn to form arguably the best 1-2-3 punch from the running back position in the NFL. A hard runner who hits the hole quickly and uses his blockers well, while also excelling as a receiver out of the backfield, Loville has played in 85 career games (23 starts) with 1,256 yards rushing and 13 touchdowns. He has also caught 107 passes for 836 yards and five more scores, and can also be used as a kick returner when called upon, as his 61-yard kickoff return at San Francisco (12/15) and his 22.1-yard career average attests. Loville has also played in 10 postseason games and owns two Super Bowl rings, one with Denver in 1997 and one with San Francisco in 1994, placing him among an elite group of just 30 NFL players to win a ring with two different teams, and one of only 13 to win one in each conference. Loville entered the NFL with Seattle in 1990 as a rookie free agent out of Oregon.

1997: Loville played in all 16 games, contributing both on offense and special teams. He carried the ball 25 times for 124 yards (5.0) with a long of 17 and one touchdown, and caught two passes for 10 yards, while contributing five kickoff returns for 136 yards (27.2) — including a career-best long of 61 yards (12/15 at San Francisco) — and making one tackle. He had five carries for 22 yards (long of 9) in Denver's 35-14 victory over Seattle in Week Two (9/7), and did not have another carry until Nov. 24 against Oakland, when he had six for 36 (season-long of 17). His high

MOST RECEPTIONS IN A SEASON BY AN NFL RUNNING BACK

PLAYER	TEAM, YEAR	REC.	Yds.	AVG.	LG	TD
1. Larry Centers	Arizona, 1995	101	962	9.5	32	2
2. Larry Centers	Arizona, 1996	99	766	7.7	39	7
3. Roger Craig	San Francisco, 1985	92	1,016	11.0	73	6
4. Rickey Young	Minnesota, 1978	88	704	8.0	48	5
5. Derek Loville	San Francisco, 1995	87	662	7.6	31	3

rushing game of the season came in the finale vs. San Diego (12/21) when he led the team with 14 carries for 66 yards (4.7), and scored his only touchdown of the season on a 6-yard run in the fourth quarter. **Postseason:** Loville played in all four postseason games and posted 13 carries for 103 yards (7.9) and two touchdowns with a long of 44 yards, and one reception for 10 yards. He was instrumental in securing Denver's Wild Card victory over Jacksonville (12/27/97) when he took over for an injured Terrell Davis (ribs) in the second half and went on to rush for a career-high 103 yards on 11 carries (9.4) and score two touchdowns, while also recording his one pass reception. The rushing total represented Loville's first career 100-yard rushing game, and, at the time, was one of three 100-yard games posted by a Bronco in the playoffs. It now ranks fourth on the Broncos' all-time postseason single-game rushing list, and his 9.4-yards per carry average in the game is the best by a Bronco in the postseason. With Loville's 103 yards and Davis' 184, the Broncos became just the third team in NFL playoff history to boast two 100-yard rushers in the same game. His 44-yard gallop in that game is the third-longest run from scrimmage by a Bronco in the postseason, and his career 7.9-yards per carry average as a Bronco in the postseason is the best in franchise history. In Denver's AFC Divisional Playoff win at Kansas City (1/4/98), Loville carried the ball twice for zero net yards and returned one kickoff 20 yards. He also had a special teams tackle in the AFC Championship Game at Pittsburgh (1/11).

1996: Loville played in 12 games with San Francisco, starting six at tailback. He also played in both postseason contests, returning four kicks for 86 yards and rushing twice for minus three yards. Loville finished the season with 229 rushing yards on 70 carries (3.3) and 138 more yards on 16 receptions (8.6), while also returning 10 kickoffs for 229 yards. Loville was inactive for four games (at St. Louis, at Washington, at Atlanta and vs. Carolina). In Week One at New Orleans (9/1) he was the team leader with 16 carries for 61 yards, including a four-yard touchdown, while also adding three receptions for 15 yards. Loville carried the ball 12 times for 49 yards, including a two-yard touchdown, and caught two passes for six yards vs. St. Louis (9/8). He caught six passes for 85 yards, including a 44-yard touchdown, and carried the ball seven times for 20 yards at Carolina (9/22). Loville started in place of Terry Kirby in the regular season finale vs. Detroit (12/23) on Monday Night Football and rushed for 66 yards on 14 carries. He also caught four passes on the night for 32 yards, including a one-yard score, and returned two kickoffs for 58 yards. **1995:** Loville started all 16 games for San Francisco, winning a heated battle in training camp for the spot vacated by Ricky Watters who signed with Philadelphia. He led the team in rushing with career highs in yards (723) and attempts (218) while tying a team record with 10 rushing touchdowns. Loville ranked second on the team in receptions with 87 (662 yards, 3 touchdowns), the fifth-highest reception total by a running back in NFL history. He gained 49 yards on 14 carries and caught six passes for 37 yards at New Orleans (9/3) in the regular season opener. A week later he ran 14 times for 61 yards and scored his first touchdown of the year, while catching six passes for 50 yards, vs. Atlanta (9/10). He also scored touchdowns against New England, Detroit, Dallas (two), Miami and St. Louis. Against the Cowboys he had 23 carries for 61 yards and two catches for 27 yards. Loville ran 15 times for 51 yards and added 78 yards on eight receptions at Miami the following week. Loville's most productive game of the season came against Buffalo when he touched the ball 34 times from scrimmage and racked up 174 total yards. Those numbers included career highs in carries (24), rushing yards (88), receptions (10) and receiving yards (86), with one touchdown on an eight-yard run. He had his second multiple-touchdown game at Carolina (12/10), scoring on runs of 1 and 7 yards. He had eight receptions for 70 yards in San Francisco's NFC Divisional Playoff Game vs. Green Bay (1/6/96). **1994:** Loville, who signed with the 49ers before the season, played in 14 games, totaling 31 carries for 99 yards and two receptions for 26 yards. He also returned two kicks for 34 yards and had eight special teams tackles. The 49ers went on to capture Super Bowl XXIX in Miami against San Diego (1/29/95). He was inactive for the season opener against the Raiders (9/5/94) and the season finale at Minnesota (12/26). Loville had a season-high nine rushing attempts for 20 yards at Atlanta (10/16) and gained 22 yards on five rushes while catching one pass for 19 yards vs. Denver (12/17). He saw special teams duty and brief action from scrimmage in all three postseason contests. **1993:** Loville

suffered a knee injury during training camp in August and spent the entire season on injured reserve. **1992:** Loville signed with the Rams as a Plan 'B' free agent, but was waived before the start of the season and did not play for any team. **1991:** Loville played in all 16 games with Seattle, primarily as a kick returner, and ranked third in the AFC with a 22.9 average. He also ran 22 times for 69 yards. **1990:** Loville played in 11 games, including his first professional start in the regular season opener at Chicago (9/10) when he rushed seven times for 12 yards. He was signed by the Seahawks as a rookie free agent in 1990.

COLLEGE: Loville was a four-year letterman at Oregon, rushing for 3,214 yards and 45 touchdowns, both school records. He also scored 272 points in his career, another school mark. Loville broke all the records that were set by former Ducks standout Bobby Moore (Ahmad Rashad) from 1969-71. He was the team leader in rushing all four years, with a high of 1,202 yards during his junior year of 1988. His 45 touchdowns rank fourth all-time in the Pac-10 Conference.

PERSONAL: Loville played football and ran track at Archbishop Riordan High School in his hometown of San Francisco, Calif. Riordan is also the alma mater of former Broncos great Steve Sewell. Derek Kevin Loville was born July 4, 1968 in San Francisco. He and his wife, Nina, were married March 14, 1998. They have a son, Derek II, and make their home in Scottsdale, Ariz.

LOVILLE'S REGULAR SEASON RECORD

Year	Club	G	S	RUSHING				RECEIVING				SCORING				
				No.	Yds.	Avg.	LG	TD	No.	Yds.	Avg.	LG	TD	Tdr	Tdp	Tdrt
1990	Seattle	11	1	7	12	1.7	4	0	0	0	0.0	0	0	0	0	0
1991	Seattle	16	0	22	69	3.1	22	0	0	0	0.0	0	0	0	0	0
1992				OUT OF FOOTBALL												
1993	San Fran.			INJURED RESERVE — KNEE												
1994	San Fran.	14	0	31	99	3.2	13	0	2	26	13.0	19	0	0	0	0
1995	San Fran.	16	16	218	723	3.3	27	10	87	662	7.6	31	3	13	10	3
1996	San Fran.	12	6	70	229	3.3	16	2	16	138	8.6	44	2	4	2	2
1997	Denver	16	0	25	124	5.0	17	1	2	10	5.0	7	0	1	1	0
CAREER TOTAL		85	23	373	1,256	3.4	27	13	107	836	7.8	44	5	18	13	5

KICKOFF RETURNS

Year	Club	No.	Yds.	Avg.	LG	TD
1990	Seattle	18	359	19.9	29	0
1991	Seattle	18	412	22.9	50	0
1992			OUT OF FOOTBALL			
1993	San Fran.		INJURED RESERVE — KNEE			
1994	San Fran.	2	34	17.0	19	0
1995	San Fran.	0	0	0.0	0	0
1996	San Fran.	10	229	22.9	35	0
1997	Denver	5	136	27.2	61	0
CAREER TOTAL		53	1,170	22.1	61	0

LOVILLE'S POSTSEASON RECORD

Year	Club	G	S	RUSHING				RECEIVING				SCORING				
				No.	Yds.	Avg.	LG	TD	No.	Yds.	Avg.	LG	TD	Tdr	Tdp	Tdrt
1994	San Fran.	3	0	0	0	0.0	0	0	0	0	0.0	0	0	0	0	0
1995	San Fran.	1	1	8	5	0.6	8	1	7	70	10.0	24	0	1	1	0
1996	San Fran.	2	0	2	-3	-1.5	0	0	0	0	0.0	0	0	0	0	0
1997	Denver	4	0	13	103	7.9	44	2	1	10	10.0	0	0	2	2	0
CAREER TOTAL		10	1	23	105	4.6	44	3	8	80	10.0	24	0	3	3	0

ADDITIONAL STATISTICS: Returned one kickoff for 20 yds. (vs. Jacksonville, 12/27/97), 1997. Special teams tackles — 1997 (3).

LOVILLE'S SINGLE-GAME HIGHS

(Postseason in parenthesis)

Most rushes — 24 vs. Buffalo, 12/3/95 (11 vs. Jacksonville, 12/27/97). **Most rushing yards** — 88 vs. Buffalo, 12/3/95 (103 vs. Jacksonville, 12/27/97). **Longest rush** — 27 yards vs. New England, 9/17/95 (44 vs. Jacksonville, 12/27/97). **Most rushing touchdowns** — 1, 13 times, most recently vs. vs. San Diego, 12/21/97 (2 vs. Jacksonville, 12/27/97). **Most receptions** — 10 vs. Buffalo, 12/3/95 (7 vs. Green Bay, 1/6/96). **Most receiving yards** — 86 vs. Buffalo, 12/3/95 (70 vs. Green Bay, 1/6/96). **Longest reception** — 44 yards (TD) at Carolina, 9/22/96 (24 vs. Green Bay, 1/6/96). **Most receiving touchdowns** — 1, five times, most recently vs. Detroit, 12/23/96 (none). **Most total yards from scrimmage** — 174 (88 rush/86 rec.) vs. Buffalo, 12/3/95 (113 vs. Green Bay, 1/6/96 [103 rush/10 rec.]). **Longest kickoff return** — 61 yards at San Francisco, 12/15/97 (20 yards at Kansas City, 1/4/98).



ANTHONY LYNN FULLBACK

6-3 • 230 • 5TH YR. • TEXAS TECH

BORN: December 21, 1968 in McKinney, Texas
HIGH SCHOOL: Celina High School, Celina, Texas
RESIDES: Aurora, Colo.
ACQUIRED: Unrestricted Free Agent (San Fran.), 1997
PRO YEAR: 5th • YEAR WITH BRONCOS: 3rd
NFL GAMES PLAYED/STARTED: 51/1

37

Anthony Lynn is in the second year of his second go-around with the Broncos, having spent the 1993 season in Denver, prior to two years in San Francisco (1995-96). He returned to Denver in 1997, signing with the club as a free agent. Lynn has proven to be a quality backup at fullback and one of the top players on the squad on special teams. Besides his on-field capabilities, Lynn is also very popular in the Broncos locker room and is viewed by many of his peers and as one of the strongest players on the team mentally as well as physically. He has played in 51 regular season NFL games with one start, rushing for 175 yards on 26 carries (6.7) and catching two passes for 14 yards (7.0), and has played in six postseason contests. Lynn entered the NFL as a rookie free agent with the Giants in 1992 (signed May 5) out of Texas Tech.

1997: Lynn saw action in all 16 games on special teams, making eight tackles. He played on offense for the only time vs. Carolina (11/9) and caught a 21-yard pass from Jeff Lewis in the fourth quarter, the longest reception of his career. He had two special teams stops in the regular season-finale against San Diego (12/21). Postseason: Lynn played on special teams in all four postseason games, recording two tackles and a forced fumble, all in the Divisional Playoff Game at Kansas City (1/4/98). He knocked the ball from the hands of Tamarick Vanover on a second-quarter kickoff return, though Vanover would recover. In the AFC Wild Card Game vs. Jacksonville (12/27) he contributed on special teams and also saw considerable action in the fourth quarter at fullback, helping lead the way for Vaughn Hebronn's six-yard TD run on Denver's last drive of the contest, a 42-17 victory.

1996: Lynn played in all 16 games with San Francisco, starting one at fullback (vs. Cincinnati, 10/20). He finished the season with 164 yards rushing on 24 carries (6.8) and 14 yards receiving on two receptions (7.0 avg.). Lynn also had six special teams tackles in the regular season and two more in two postseason games. He made two special teams tackles in Week One vs. New Orleans (9/1) and also carried the ball twice for eight yards. He took off on a career-best 67-yard run on his only carry of the game vs. Atlanta (9/29), a figure that also accounted for his career single-game rushing best. Lynn had seven carries for 39 yards, his only two receptions of the year for 14 yards and added two special teams tackles at St. Louis (10/6). **1995:** Lynn played in six games for San Francisco before suffering a broken left ankle at Indianapolis (10/15) that prematurely ended his season. For the year he carried the ball twice for 11 yards (5.5) and recorded three special teams tackles. Lynn had his first career rushing attempt for five yards vs. Atlanta (9/10). He was placed on injured reserve Oct. 21 following the Oct. 15 ankle injury. **1994:** Lynn was waived in training camp by the Broncos was not signed by any other team. **1993:** Lynn played in 13 games with the Broncos, seeing most of his duty on special teams. He was declared inactive at Cleveland (11/7), vs. Pittsburgh (11/21) and at Seattle (11/28). He saw action in his first NFL game on opening day in New York against the Jets (9/5) in a 26-20 Broncos win. **1992:** Lynn was out of football. **1991:** Lynn was in training camp with the New York Giants as a rookie free agent but was released Aug. 31.

COLLEGE: Lynn was a standout player at Texas Tech where he rushed for 1,911 yards on 481 carries (4.0) and scored 17 touchdowns during his career. He earned All-Southwest Conference honors as a junior when he ran for 884 yards on 224 carries and scored eight touchdowns. He was slowed during his senior season by a knee injury.

PERSONAL: Lynn played his high school football at Celina (Texas) High School. He and his wife, Cynda, have two children, D'Anton (10/24/89) and Danielle (12/21/93), and the family makes its home in Aurora, Colo. Anthony Ray Lynn was born Dec. 21, 1968 in McKinney, Texas.

LYNN'S REGULAR SEASON RECORD

Year	Club	G	S	RUSHING					RECEIVING					SCORING					
				No.	Yds.	Avg.	LG	TD	No.	Yds.	Avg.	LG	TD	TD	TDr	TDp	TDrt	2pt	Pts.
1993	Denver	13	0	0	0	0.0	0	0	0	0	0.0	0	0	0	0	0	0	0	0
1994																			
1995	San Fran.	6	0	2	11	5.5	6	0	0	0	0.0	0	0	0	0	0	0	0	0
1996	San Fran.	16	1	24	164	6.8	67	0	2	14	7.0	8	0	0	0	0	0	0	0
1997	Denver	16	0	0	0	0.0	0	0	1	21	21.0	21	0	0	0	0	0	0	0
CAREER TOTAL		51	1	24	164	6.8	67	0	3	35	11.7	21	0	0	0	0	0	0	0

ADDITIONAL STATISTICS: Special teams tackles — 1996 (6), 1997 (8), TOTAL (17).

LYNN'S POSTSEASON RECORD

Year	Club	G	S	RUSHING					RECEIVING					SCORING					
				No.	Yds.	Avg.	LG	TD	No.	Yds.	Avg.	LG	TD	TD	TDr	TDp	TDrt	2pt	Pts.
1996	San Fran.	2	0	0	0	0.0	0	0	0	0	0.0	0	0	0	0	0	0	0	0
1997	Denver	4	0	0	0	0.0	0	0	0	0	0.0	0	0	0	0	0	0	0	0
CAREER TOTAL		6	0	0	0	0.0	0	0	0	0	0.0	0	0	0	0	0	0	0	0

ADDITIONAL STATISTICS: Special teams tackles — 1996 (2), 1997 (2), TOTAL (4). One forced fumble, 1997.

LYNN'S SINGLE-GAME HIGHS

(Postseason in parenthesis)

Most rushes — 7 vs. St. Louis, 10/6/96. **Most rushing yards** — 67 vs. Atlanta, 9/29/96. **Longest rush** — 67 yards vs. Atlanta, 9/29/96. **Most receptions** — 2 vs. St. Louis, 10/6/96. **Most receiving yards** — 21 vs. Carolina, 11/9/97. **Longest reception** — 21 yards vs. Carolina, 11/9/97. **Most total yards from scrimmage** — 67 (67 rush/0 rec.) vs. Atlanta, 9/29/96.



ED MCCAFFREY WIDE RECEIVER

6-5 • 215 • 8TH YR. • STANFORD

BORN: August 17, 1968 in Waynesboro, Pa.
HIGH SCHOOL: Central Catholic High School, Allentown, Pa.
RESIDES: Parker, Colo.
ACQUIRED: Unrestricted Free Agent (San Fran.), 1995
PRO YEAR: 8th • YEAR WITH BRONCOS: 4th
NFL GAMES PLAYED/STARTED: 110/38

87

When discussing consistency at the wide receiver position the name Ed McCaffrey automatically comes to mind. The eighth-year pro who signed with Denver as an unrestricted free agent in 1995 continues to be one of the most stable performers in the league at his position, showing that he is a reliable target for the Broncos to count on in clutch situations with his toughness and durability. McCaffrey, one of the best route-runners in the league, has played in 110 games (38 starts) over his seven-year career, catching 235 passes for 2,842 yards (12.1) and 25 touchdowns. He has also played in 10 postseason games (five starts) and caught 23 passes for 289 yards (12.6) with a long of 43 and two touchdowns, winning World Championships with the Broncos and 49ers (1994). McCaffrey is one of just 30 players in NFL history to win a Super Bowl with two different teams, and one of only 13 to win one in each conference. He entered the NFL in 1991 as a fourth-round draft choice of the New York Giants (No. 83 overall) out of Stanford.

1997: McCaffrey started 15 of the 16 games at wide receiver and ranked fourth on the team in receptions, with 45 for 590 yards (13.1), a long of 35 yards and a career-best eight touchdowns, tied for fifth-most receiving touchdowns in the AFC. McCaffrey missed his only game of the season in Week 15 at Pittsburgh (12/7) when he was declared inactive because of a strained hamstring. His first big performance of the 1997 season came at Seattle (9/7) in Week Two when he was matched up with rookie CB Shawn Springs and produced one of the biggest days of his career, catching eight passes for 93 yards and two touchdowns in Denver's 35-14 victory. Against St. Louis the next week (9/14) he had just one reception, but it was a 23-yard touchdown in the third quarter that put Denver ahead 35-7, en route to a 35-14 victory. The following week he caught his third touchdown of the season, a 32-yarder against Cincinnati (9/21) in Denver's 38-20 victory. He finished the day with four receptions for 62 yards. At Oakland (10/19) McCaffrey had three receptions for 61 yards and a 28-yard touchdown that brought Denver to within 28-25 in the fourth quarter, the score by which Denver would drop its first game of the season. In Denver's next matchup with the Raiders (11/24) he had four catches for 51 yards, including a diving 35-yard reception that set up Denver's first touchdown of the game en route to a 31-3 win on Monday Night

Football. The next Sunday at San Diego, McCaffrey caught seven passes for a career-high 111 receiving yards (the second 100-yard game of his career) in Denver's 38-28 win. In that game he caught two touchdown passes (4 and 21 yards) to raise his total to seven, ending a five-game scoring drought since catching his fifth in the fourth quarter at Oakland (10/19). He closed the regular season with a four-catch, 32-yard performance that included his eighth touchdown of the year to set a new personal high. The touchdown came on a 1-yard reception from John Elway in the second quarter to put Denver ahead 21-3, en route to a 38-3 victory. **Postseason:** McCaffrey started at wide receiver in all four postseason games and tied for the team lead in receptions (12) with Shannon Sharpe, covering 171 yards (14.3) with one touchdown, as he joined a list of just 30 players in NFL history to win a Super Bowl with more than one team (San Francisco, SB XXIX). In the Wild Card Game against Jacksonville (12/27) he caught two passes for 35 yards, including a 25-yarder on the Broncos' first possession on third-and-15 that kept the drive alive and set up their first score of the day. In Denver's 14-10 AFC Divisional Playoff win at Kansas City (1/4/98), McCaffrey caught three passes for 56 yards, including a 43-yarder on third-and-five early in the fourth quarter that set up Terrell Davis' game-winning touchdown with 12:32 remaining. In the AFC Championship Game at Pittsburgh (1/11) he caught five passes for 37 yards, including a one-yard score right before the half to give Denver a 24-14 advantage. The Broncos held on to win 24-21 and advanced to their first Super Bowl in eight years. In Super Bowl XXXII against Green Bay, McCaffrey caught two passes for a team-high 45 yards, including a 36-yarder in the third quarter on Denver's 13-play, 92-yard drive (the longest of the game) that put them ahead 24-17. He also threw a crushing block on Packers' linebacker Brian Williams to free Howard Griffith for the bulk of his yardage on a 23-yard pass play from Elway that set up Denver's game-winning touchdown late in the fourth quarter.

1996: McCaffrey started 15 of the 16 regular season games at wide receiver opposite Anthony Miller and posted the second-best totals of his career with 48 receptions for 553 yards (11.5) and a long of 39 yards with a career-high seven touchdowns. He missed the Chicago game (11/10) when he was declared inactive because of a lower-back bruise. McCaffrey established a career high and tied a Broncos franchise record with three touchdown receptions against Baltimore (10/20). Easily his most dramatic touchdown catch of the year came at Minnesota (11/24) when he hauled in a five-yard John Elway pass that was tipped in the air three times by Vikings players, catching it at the one-yard line and diving backwards into the endzone for the score with 19 seconds left in the game. His longest reception of the year was a 39-yard touchdown from Elway in the season-opener against the Jets (9/1), and his most historic was his catch of Elway's 250th career touchdown pass in the second quarter vs. Seattle (12/1). McCaffrey sprained his ankle in practice Sept. 11 but was able to play four days later against Tampa Bay (9/15). In the season-opener vs. the Jets (9/1), McCaffrey started at wide receiver and caught a team-high four passes (tied with Shannon Sharpe) for 61 yards (15.3), including a 39-yard touchdown to put the Broncos ahead 14-0. In week five at Cincinnati (9/29) he caught five passes for 80 yards in a true iron-man performance. He was the victim of several vicious hits, but managed to return to the game each time, earning high praise from his teammates in the lockerroom after the Broncos' 14-10 victory. Versus San Diego (10/6) McCaffrey caught five passes for 58 yards with one touchdown (9 yards) and a long of 31 yards. His touchdown came with 8:22 remaining in the game, and put Denver ahead by the eventual final margin of 28-17. Two weeks later vs. Baltimore, McCaffrey tied a Broncos franchise record with three touchdown receptions, coming on passes of 4, 6 and 8 yards from Elway. In all he caught seven passes for 76 yards. His third TD of the day, a 6-yarder with 10:57 remaining, put the Broncos on top 38-34 en route to a 45-34 win. He had one of his best games of the year at Minnesota (11/24), catching six passes for a season-high 83 yards and one touchdown. His touchdown provided the winning points in Denver's 21-17 come-from-behind win, as he hauled in a thrice tipped five-yard pass from Elway with 19 seconds remaining in the game, and lunged backwards into the end zone for the score. It was his sixth touchdown of the year, surpassing his previous best of five as a New York Giant in 1992. Versus Seattle (12/1) he caught a team-high five passes for 43 yards with a long of 12 and one touchdown. His four-yard touchdown reception in the second quarter was the 250th touchdown pass of Elway's career, ninth-most in NFL history. In Denver's AFC Divisional Playoff vs. Jacksonville (1/4/97) McCaffrey started his first playoff game and caught five passes for 54 yards, including a long of 15 yards for his one touchdown on the day. His score came with 1:50 remaining in the game and pulled Denver to within 30-27. **1995:** McCaffrey played in all 16 games and made four starts (vs. Buffalo 9/3, at San Diego 9/24, at Seattle 10/1 and vs. Kansas City 10/22). He had, at the time, the second-most productive season of his career, catching 39 passes for 477 yards (12.2), with a long of 35 yards and two

touchdowns, and also rushed once for -1 yard. In his debut as a Bronco vs. Buffalo (9/3), McCaffrey started in place of the injured Anthony Miller and caught four passes for 52 yards. He hauled in a 35-yarder from John Elway on the Broncos' final scoring drive to set up Terrell Davis' three-yard, game-sealing touchdown run. In Week Three vs. Washington (9/17) McCaffrey caught a season-high five passes for 70 yards (14.0), including a clutch 19-yarder from Elway during the Broncos' game-winning 80-yard drive. Denver won the game on the final play 38-31. Against Arizona (11/5), McCaffrey caught one pass, a 23-yarder in the fourth quarter for his first touchdown as a Bronco and the 10th of his career. Against Jacksonville (12/3), McCaffrey saw action as the third receiver and made three catches for 48 yards, including a 24-yarder. He also rushed once on a reverse for -1 yard. In the season finale at Oakland (12/24), McCaffrey — who started in the Broncos' four-wide receiver set — caught a career-high nine passes for 99 yards and one touchdown, with a long of 27 yards, to help lift the Broncos to a 31-28 win. McCaffrey's four-yard, one-handed touchdown reception with 5:46 remaining in the game tied the score at 28-28. McCaffrey was acquired by the Broncos as an unrestricted free agent from San Francisco March 7, 1994. McCaffrey played in all 16 regular season games for the 49ers and in all three postseason games. He had 11 catches for 131 yards (12.0 average) and two touchdowns in the regular season and one reception for five yards in the playoffs. He also had eight special teams tackles in the regular season. McCaffrey caught one pass for eight yards, recorded two special teams tackles and forced a fumble at Detroit (10/9). He had three receptions for 34 yards, including a 34-yard touchdown versus Tampa Bay (10/23), and recovered an on-side kick late in the fourth quarter of the 49ers 21-14 victory over Dallas (11/13). He caught five passes for 59 yards, including a one-yard touchdown in the regular season finale at Minnesota (12/26). His one reception against San Diego in the Super Bowl (1/29/95), a five-yarder, came in the second quarter. McCaffrey was acquired by the 49ers July 25, 1994 as a free agent after being waived by the Giants July 18. **1993:** McCaffrey played in all 16 regular season games with one start for the New York Giants, and also played in both New York playoff contests. He finished fourth on the team with 27 receptions for 335 yards and two touchdowns. He had touchdown receptions vs. Philadelphia (10/17) and Phoenix (11/28). McCaffrey's one start came against the Jets (10/31) when he replaced an injured Mike Sherrard in the lineup. His most productive game of the season was the NFC Divisional Playoff Game at San Francisco (1/15/94) when he caught five passes for 59 yards. **1992:** McCaffrey played in all 16 games with three starts and led the Giants in receiving with career-best numbers of 49 catches for 610 yards. He was also the team's fourth-leading scorer with five touchdowns. McCaffrey had back-to-back five-reception outings to begin the season vs. San Francisco (9/6) and Dallas (9/13). He received his first NFL start vs. Green Bay (11/8) and also started against Philadelphia (11/11) and Dallas (11/26). He had career highs in receptions (6), yards (105) and longest reception (44 yards) in the Thanksgiving Day clash with the Cowboys. **1991:** McCaffrey played in all 16 games as a third wide receiver and on special teams. He finished his rookie year with 16 catches for 146 yards. He had three receptions vs. the Rams (9/8) and also at Philadelphia (11/4). The best game of his rookie season came at Tampa Bay (11/24) when he caught four passes for 35 yards, including two on the Giants' game-winning drive in a 21-14 victory. He was a third-round pick of the Giants in 1991 (No. 83 overall).

COLLEGE: McCaffrey was a Kodak All-America choice following his senior season at Stanford (1990) and was selected to play in the East-West Shrine Game. An All-Pac-10 choice as a junior and senior, he finished his career with 146 receptions for 2,333 yards (16.0 average) and 14 touchdowns. During his senior season he pulled down 61 receptions for 917 yards (15.0) and eight touchdowns to earn second-team All-America honors from The Sporting News. The Cardinal pass-catchers that year compiled 2,763 yards receiving, the most for the school since 1985 (2,874). Ed received his bachelor's degree in economics from Stanford, as well as a master's degree in sociology, and plans to attend business or law school when he is finished playing pro football.

PERSONAL: Ed and his wife, Lisa, make their offseason home in Parker, Colo. They are the parents of two sons, Maxwell (5/17/94) and Christian (6/7/96). McCaffrey made an appearance on the televisino show "Live with Regis and Kathy Lee" in the week following Denver Super Bowl XXXII victory over Green Bay (1/25/98). McCaffrey was an All-America football player, MVP in baseball with a .540 batting average, and a 21.3-point per game scorer in basketball at Central Catholic High School in Allentown, Pa. His brother Billy was an All-America basketball guard at Vanderbilt after being a member of Duke's NCAA championship squad in 1991, and now plays professional basketball internationally. The athletic McCaffrey family also includes a sister, Monica, who played basketball at Georgetown, and another brother, Mike, who currently plays basketball at Husson College in Bangor, Maine. Edward McCaffrey was born August 17, 1968 in Waynesboro, Pa.

McCAFFREY'S REGULAR SEASON RECORD

Year	Club	G	S	No.	RECEIVING				SCORING				2pt	Pts.
					Yds.	Avg.	LG	TD	TD	TDr	Tdp	TDrT		
1991	N.Y. Giants	16	0	16	146	9.1	26	0	0	0	0	0	0	0
1992	N.Y. Giants	16	3	49	610	12.4	44	5	5	0	5	0	0	30
1993	N.Y. Giants	16	1	27	335	12.4	31	2	2	0	2	0	0	12
1994	San Francisco	16	0	11	131	12.0	32	2	2	0	2	0	0	12
1995	Denver	16	4	39	477	12.2	35	2	2	0	2	0	0	14
1996	Denver	15	15	48	553	11.5	39	7	7	0	7	0	0	42
1997	Denver	15	15	45	590	13.1	35	8	8	0	8	0	0	48
CAREER TOTAL		110	38	235	2,842	12.1	44	26	26	0	26	0	1	158

ADDITIONAL STATISTICS: Mc Caffrey had one rushing attempt for -1 yard vs. Jacksonville in 1995 (12/3).

McCAFFREY'S POSTSEASON STATISTICS

Year	Club	G	S	No.	RECEIVING				SCORING				2pt	Pts.
					Yds.	Avg.	LG	TD	TD	TDr	TDp	TDrt		
1993	N.Y. Giants	2	0	5	59	11.8	14	0	0	0	0	0	0	0
1994	San Francisco	3	0	1	5	5.0	5	0	0	0	0	0	0	0
1996	Denver	1	1	5	54	10.8	15	1	1	0	1	0	0	6
1997	Denver	4	4	12	171	14.3	43	1	1	0	1	0	0	6
CAREER TOTAL		10	5	23	289	12.6	43	2	2	0	2	0	0	12

McCAFFREY'S SINGLE-GAME HIGHS

(Postseason in parenthesis)

Most receptions - 9 at Oakland, 12/24/95 (5 at Pittsburgh, 1/11/98; vs. Jacksonville, 1/4/97 and at San Francisco, 1/15/94). **Most receiving yardage** - 111 at San Diego, 11/30/97 (59 at San Francisco, 1/15/94). **Longest reception** - 44 yards at Dallas, 11/26/92 (43 at Kansas City, 1/4/98). **Most receiving touchdowns** - 3 vs. Baltimore, 10/20/97 (1 at Pittsburgh, 1/11/98 and vs. Jacksonville, 1/4/97).



JOHN MOBLEY

LINEBACKER

6-1 • 236 • 3RD YR. • KUTZTOWN (PA.)

BORN: October 10, 1973 in Chester, Pa.
HIGH SCHOOL: Chichester High School, Chester, Pa.
RESIDES: Castle Rock, Colo.
ACQUIRED: Draft #1 (15th overall), 1996
PRO YEAR: 3rd • **YEAR WITH BRONCOS:** 3rd
NFL GAMES PLAYED/STARTED: 32/32

51

The 1997 season proved to be a coming-out party for John Mobley, the latest in a long line of extraordinary Broncos linebackers. Like former Broncos greats Randy Gradishar and Tom Jackson, Mobley has an incredible knack for finding the football and is a devastating hitter once he does. Now in his third NFL season he has started all 32 games and posted 255 tackles (180 solo), including 5.5 sacks (-25), with 12 passes defended, three forced fumbles, one fumble recovery and two interceptions (21 yds.). Mobley has scored one NFL touchdown, on a 13-yard interception return in 1997 (vs. N.E., 10/6), and earned his first All-NFL honors last season with selections by the Associated Press, *The Sporting News*, *Pro Football Weekly*, *Football Digest* and *College & Pro Football Newsweekly*. Mobley has one AFC Defensive Player of the Week award on his resume, winning the honor for Week Six of the '97 season. He was named to the NCAA Division II Football Team of the Quarter Century (1973-1997) in 1998, joining the likes of Pro Football Hall of Famer Walter Payton and All-Pro performers Brent Jones, John Randle, Darrell Green and Greg Lloyd. Mobley entered the NFL in 1996 as the Broncos' first-round draft choice (No. 15 overall) out of Kutztown.

1997: Mobley - named first-team All-NFL by the Associated Press, *The Sporting News*, *Pro Football Weekly* and *Football Digest*; and second-team by *College & Pro Football Newsweekly* - started all 16 games at weakside linebacker and continued to blossom in his second NFL season, putting together a performance as outstanding as that of any other linebacker in the NFL. He led the team with 162 tackles (113 solo), including four sacks (-23), one interception which he returned for a touchdown (13 yds.), three forced fumbles, one fumble recovery and eight pass breakups, while also adding seven tackles on special teams. He posted double-figures in tackles a remarkable nine times in 16 games. In the regular season opener vs. Kansas City Mobley led the team with nine tackles (6 solo) in Denver's 19-3 victory. The game held extra significance for Mobley, as his father, Lee, watched him play in person for the first time since his sophomore year in high school (1990). Lee has been in a nursing home for seven years since suffering a stroke.

The following week at Seattle (9/7) he made five tackles (3 solo) and one pass defended in Denver's 35-14 win. The next week vs. St. Louis (9/14) he recorded his first sack of the year (-4), among seven tackles (5 solo) he made on the day. In Week Three vs. Cincinnati (9/21) Mobley registered a career-high 15 tackles (11 solo) in an outstanding performance that included his second sack of the season (-3) and a pass breakup. On Monday Night Football vs. New England (10/6) he had the best all-around game of his young career, tying a personal best with 15 tackles (12 solo; career high), snaring his second career interception and returning it 13 yards for a touchdown for a 14-0 lead, causing a fumble, breaking up a pass and making a tackle on special teams in Denver's 34-13 victory. His efforts were recognized with AFC Defensive Player of the Week honors from the NFL. He wasted no time making an impact on the game, ending the Patriots game-opening drive at the Broncos' 28-yard line when he knocked the ball loose from Terry Glenn after a 19-yard reception, setting up the Broncos first touchdown. He then scored the second himself when he picked off a Drew Bledsoe pass and tawltzed 13 yards into the end zone for his first professional touchdown, igniting a fired-up Mile High Stadium crowd of 75,821. On Nov. 2 vs. Seattle he posted a team-high 13 tackles (11 solo), while also adding another on special teams in Denver's 30-27 victory. On Nov. 9 vs. Carolina he had another fine all-around day with seven tackles (3 solo), including a sack (-12), and the first fumble recovery of his career. His sack of Kerry Collins came in the first quarter, and early in the second quarter he pounced on a fumble caused by Allen Aldridge, halting a Panthers scoring threat at the Denver 10-yard line. The next Sunday at Kansas City (11/16) he posted his fifth double-figure tackle total of the season, recording 10, including a team-high eight solos in Denver's 24-22 loss. Against Oakland on Monday Night Football (11/24), Mobley had another outstanding performance in prime time, posting 10 tackles (8 solo), including his fourth sack of the year (-4), to go along with two pass breakups. He also forced a fumble by Napoleon Kaufman early in the third quarter after he chased down the speedy Kaufman from behind in the backfield, setting up a recovery by Mike Lodish at the Raiders 28. The Broncos responded with a field goal to up their lead to 24-3. The next Sunday at San Diego (11/30) he tied for the team-lead with nine tackles (6 solo), while adding a forced fumble and a pass breakup. He posted a team-high 12 tackles (5 solo) with one pass defended at Pittsburgh (12/7), and led the team again the following week at San Francisco on Monday Night Football (12/15) with 10 tackles (8 solo), while also adding one more on special teams. He closed out the regular season vs. San Diego (12/21) by posting a team-high 12 tackles (8 solo), while also adding one more on special teams. **Postseason:** Mobley started all four postseason games at weakside linebacker and led the team with 24 tackles (21 solo), in addition to two passes defended and one special teams tackle. In the AFC Wild Card Playoff vs. Jacksonville (12/27) Mobley started at weakside linebacker and led the team with six tackles (4 solo). In Denver's 14-10 AFC Divisional Playoff at Kansas City (1/4/98), he led the team with seven solo tackles. In the AFC Championship Game at Pittsburgh (1/11) he posted five tackles (4 solo) with one pass defended, and also added one tackle on special teams in Denver's 24-21 victory. In Super Bowl XXXII vs. Green Bay (1/25) Mobley posted six solo tackles with one very huge pass defended in Denver's 31-24 victory. The pass break-up occurred on fourth-and-six from Denver's 31-yard line with 32 seconds remaining. Mobley stepped in front of Brett Favre's aerial that was intended for Mark Chmura and knocked it to the ground to seal Denver's first ever world championship.

1996: Mobley turned in an outstanding rookie season, starting all 16 regular season games and the Broncos' one playoff contest at weakside linebacker. He was named to NFL All-Rookie teams selected by *Pro Football Weekly*, *Football News* and *College & Pro Football Newsweekly*, finishing fifth on the team with 93 tackles (67 solo) and 1.5 sacks (-2). Mobley also broke up four passes, intercepted another (at Minnesota, 11/24) and added four tackles on special teams. He registered a season-high 12 tackles (9 solo) at Cincinnati (9/29), including his first career sack as he dropped Bengals quarterback Jeff Blake. He also came up big at New England (11/17), leading the team with eight solo tackles to spearhead a defensive effort that limited the Patriots' rushing attack to 17 yards in a 34-8 win. At Green Bay (12/8), Mobley made seven tackles (3 solo), knocked down two passes and combined with Michael Dean Perry for the Broncos' only sack of Brett Favre. Mobley remained injury-free much of the season, missing significant time only during the San Diego game (10/6) when he strained a groin muscle in the first half. He started his first postseason game against Jacksonville (1/4/97) and came up with eight tackles (6 solo) and one pass defended. Mobley entered training camp second on the depth chart at weakside linebacker, but quickly cemented a starting position after producing a 14-tackle performance (12 solo) in the preseason opener at San Francisco (8/3). In that game, Mobley was all over the field in the second half and delivered a hit on Gino Torretta that knocked the 49ers' signal-caller out of the game. He finished the preseason with 19 tackles (16 solo), one interception and three pass break-ups.

COLLEGE: Mobley was a two-time Division II All-American (first-team 1995, second-team 1994), and was named Division II Player of the Year as a senior at Kutztown in 1995 by The Poor Man's Guide to the NFL Draft. He started all 41 games during his four-year career and made 387 tackles (198 solo), recovered eight fumbles, forced four, made eight interceptions with 22 pass deflections, registered 20 sacks (-169) and made 21 tackles-for-loss (-91). Offensively he carried the ball 12 times for 17 yards and five touchdowns, returned seven kickoffs for 226 yards (32.3) with a long of 69 yards, and returned 15 punts for 202 yards (13.5) with a long of 51 yards. In 1998 he was named to the NCAA Division II Football Team of the Quarter Century (1973-1997), joining the likes of Pro Football Hall of Famer Walter Payton and All-Pro performers Brent Jones, John Randle, Darrell Green and Greg Lloyd. Mobley was a telecommunications major.

PERSONAL: Mobley earned third-team all-state, second-team All-Suburban and first-team All-Delco honors at Chichester High school in Chester, Pa. He makes his home in Castle Rock, Colo., and has a daughter, Kameron Yvonne (10/17/97). John Ulysses Mobley was born October 10, 1973 in Chester, Pa.

MOBLEY'S REGULAR SEASON RECORD

Year	Club	G	S	UT	A	TT	S-Yds.	I-Yds.	PD	FF	FR	TD-Int.	TD-FF	S	Pts.
1996	Denver	16	16	67	26	93	1.5-2	1-8	4	0	0	0	0	0	0
1997	Denver	16	16	112	50	162	4-23	1-13	8	3	1	1	0	0	6
CAREER TOTAL		32	32	179	76	255	5.5-25	2-21	12	3	1	1	0	0	6

ADDITIONAL STATISTICS: Returned an interception 13 yards for a touchdown vs. New England (10/6/97). Special teams tackles — 1996 (2), 1997 (7), TOTAL (9).

MOBLEY'S POSTSEASON STATISTICS

Year	Club	G	S	UT	A	TT	S-Yds.	I-Yds.	PD	FF	FR	TD-Int.	TD-FF	S	Pts.
1996	Denver	1	1	6	2	8	0-0	0-0	1	0	0	0	0	0	0
1997	Denver	4	4	21	3	24	0-0	0-0	2	0	0	0	0	0	0
CAREER TOTAL		5	5	27	5	32	0-0	0-0	3	0	0	0	0	0	0

ADDITIONAL STATISTICS: Special teams tackles — 1997 (1).



TOM NALEN

CENTER

6-2 • 286 • 5TH YR. • BOSTON COLLEGE

BORN: May 13, 1971 in Foxboro, Mass.
HIGH SCHOOL: Foxboro High School, Foxboro, Mass.
RESIDES: Wrentham, Mass.
ACQUIRED: Draft #7c (218th overall), 1994
PRO YEAR: 5th • **YEAR WITH BRONCOS:** 5th
NFL Games Played/Started: 54/48

66

Tom Nalen's hard work and persistence finally paid off in 1997, as he was recognized by his peers and selected to his first Pro Bowl. He helped to anchor an offensive line that produced one of the most prolific single-season offensive outputs in NFL history, as Denver had a 3,000-yard passer, 1,500-yard rusher and two 1,000-yard receivers in 1997, becoming only the second team (Detroit in '95 and '97) to accomplish that feat. Nalen is viewed by many as one of the up-and-coming stars of the league on the offensive line and figures to only improve with age. He has started 48 of the 54 games in which he has played — including 47 straight — and all five postseason contests he has participated in. Nalen entered the NFL in 1994 as the Broncos' third choice in the seventh round (No. 218 overall) of the draft.

1997: Nalen started all 16 games at center and had a breakout season, being selected to his first Pro Bowl and earning second-team All-NFL honors from *College & Pro Football Newsweekly*. He provided not only youth, but also tremendous talent, to a veteran offensive line regarded among the league's best. He made his first career pass reception at Oakland (10/19), catching a John Elway pass for -1 yard after it was batted at the line of scrimmage by the Raiders' Chester McGlockton. The Broncos' offense set a team record by scoring 472 points in one season and led the NFL in total offense (367 yards per game) for the second straight year, leading the AFC for the third straight year. Nalen was part of a unit that powered Broncos running backs to 15 individual 100-yard performances over the 20-game regular and postseason slate. **Postseason:** Nalen started at center in all four postseason games as part of an offensive line that dominated opponents and allowed Denver to control games with its rushing attack. The Broncos averaged 187 rushing yards per game in the postseason, and the offensive line was named NFL Offensive

Player of the Week for Denver's Wild Card win over Jacksonville (12/27/97). Nalen, starting at center, playing an integral role in the offensive unit piling up club postseason records of 511 total yards and 42 points in Denver's 42-17 win over the Jaguars. The line played a key role in running back Terrell Davis earning MVP honors in the Super Bowl with 157 rushing yards and three rushing touchdowns.

1996: Nalen started all 16 regular season games at center, playing a key role on a unit that cleared the way for AFC rushing leader Terrell Davis (1,538 yards) and allowed just 31 sacks. He suffered a partial tear to his medial collateral ligament early in the Minnesota game (11/24) and was listed as questionable for the Seattle game (12/1) but did start. He also started Denver's lone playoff contest. The Broncos rushed for over 100 yards in a game on 10 occasions during the 1996 season, and topped the 200-yard mark on four of those occasions. Overall, the Broncos' offense was the most productive in football in 1996, averaging 361.9 yards per game. **1995:** Nalen started 15 of the Broncos' 16 games, missing only the Week Four matchup at San Diego (9/24) while recovering from arthroscopic surgery to repair a lateral meniscus tear in his left knee suffered in the Washington game (9/17). He underwent arthroscopic surgery at the Steadman-Hawkins Clinic in Vail, Colo., Sept. 18, and was expected to miss three to four weeks, but returned to his starting position at Seattle (10/1). Behind the blocking of Nalen and the rest of the offensive line, Denver was able to rush for over 100 yards in a game 11 out of 16 times during the 1995 season, and produce a 1,000-yard rusher in rookie Terrell Davis (1,117). **1994:** Nalen played in seven games for the Broncos, including a start at left guard in his first NFL appearance against the Rams (11/6). Nalen continued to make appearances on the offensive line over the remainder of the season. Nalen entered camp in July as a rookie draft choice out of Boston College, was waived just prior to the start of the regular season and then re-signed to the practice squad Sept. 6. He was signed to the active roster the week of the Rams game to start in place of an injured Jon Melander.

COLLEGE: Nalen was a three-year starter in his five seasons at Boston College, earning numerous honors that included third-team Associated Press All-America, second-team All-Big East, and first-team ECAC citations. He closed out his outstanding college career with appearances in the East-West Shrine and Senior Bowl games. In 1993 Nalen was an honorable mention All-American and All-Big East second-team pick by The Poor Man's Guide to the NFL Draft, starting all year and leading the way as the Eagles ranked fourth in the nation in total offense (506.4 yards per game). Nalen's blocking was a key factor in the Boston College upset win over Notre Dame in South Bend. Nalen started every game from 1991-93 after serving as the deep-snapper, backup center and then starting center for the last three games in 1990. He redshirted in '89.

PERSONAL: A native of Foxboro, Mass., Nalen lettered three times each in football and basketball and twice in track at Foxboro (Mass.) High School. He was All-Hockamack League and an all-state selection by the Boston Globe, Boston Herald, Sun Chronicle, and Patriot Ledger, adding state Lineman of the Year honors as a senior. Tom led the team to a pair of Division III titles and played in the Shrine All-Star Game, serving as team captain in both football and basketball. An all-conference and team MVP in basketball, he was named to the Academic All-State team by the Massachusetts Basketball Coaches Association. Tom has his degree in accounting from Boston College and would like ultimately to become a certified public accountant. Tom likes golf, basketball, and video games. He and his wife, Denise, have a daughter, Delaney, and make their home in Wrentham, Mass. Thomas Andrew Nalen was born May 13, 1971 in Foxboro, Mass.

NALEN'S REGULAR SEASON RECORD

Year	Club	G	S
1994	Denver	7	1
1995	Denver	15	15
1996	Denver	16	16
1997	Denver	16	16
CAREER TOTAL		54	48

NALEN'S POSTSEASON RECORD

Year	Club	G	S
1996	Denver	1	1
1997	Denver	4	4
CAREER TOTAL		5	5

ADDITIONAL STATISTICS: Nalen caught a tipped pass for a 1-yard loss at Oakland (10/19/97)

**DAN NEIL****GUARD****6-2 • 281 • 2ND YR. • TEXAS**

BORN: October 21, 1973 in Houston, Texas
HIGH SCHOOL: Cypress Creek High School, Cypress Creek, Tex.
RESIDES: Lone Tree, Colo.
ACQUIRED: Draft #3 (67th overall), 1997
PRO YEAR: 2nd • **YEAR WITH BRONCOS:** 2nd
NFL GAMES PLAYED/STARTED: 3/0

62

Dan Neil seeks to improve upon the considerable promise shown in his rookie season of 1997 as he enters his second year with the Broncos. He is considered to be a vital part of the Broncos' future on the offensive line, combining tenacious blocking with a strong work ethic and durability that should make him a mainstay in Mile High country for years to come.

1997: Neil was declared inactive for 10 of the 16 games in his rookie season and played in three. He was active for the first time as a pro vs. Seattle (11/2), but did not play, and then saw his first NFL action vs. Oakland (11/24) on Monday Night Football. He played on special teams and as a reserve at guard in the fourth quarter. Neil was slowed at the start of the season by a groin injury that required surgery Aug. 27. His other game action came on special teams in both games against San Diego (11/30 and 12/21). **Postseason:** Neil was declared inactive for all four postseason games. Neil was chosen by the Broncos in the third round with the 67th overall selection, as the Broncos traded with the New York Jets to move up 21 places for the opportunity to select him.

COLLEGE: One of the strongest players in school history at Texas, Neil was a consensus All-America and all-conference selection as both a junior and senior, and was a finalist for the Outland Trophy in 1996. He started every game for four years after redshirting as a freshman in '92, bringing his total to 48 straight, the school's longest streak at the time. Neil won the team Iron Man title every year he was at Texas, and in 1995 received the school's D. Harold Byrd Leadership Award. Neil was a sports management major at Texas, where he earned Athletic Director's Honor Roll accolades in 1993 and was very active in Longhorn Community Service efforts.

PERSONAL: Neil was a Parade All-America selection and earned Class 5A first-team all-state honors at Cypress Creek High School in Cypress Creek, Texas. He was rated as the state's best offensive line prospect by Max Emfinger's Blue Chip Illustrated and Tom Lemming's Prep Football Report, and one of the top line prospects in the nation by most recruiting lists. Neil was also twice named all-district and received honorable mention All-America consideration from USA Today. He married his high school sweetheart, Amylyn, after the 1996 Sugar Bowl on January 6, 1996. Amylyn's uncle, Larry Cox, played defensive tackle for the Broncos from 1966-68. Neil was born October 21, 1973 in Houston, Texas.

NEIL'S REGULAR SEASON RECORD

Year	Club	G	S
1997	Denver	3	0

**CRAIG NOVITSKY****GUARD****6-5 • 295 • 4TH YR. • UCLA**

BORN: May 12, 1971 in Washington, D.C.
HIGH SCHOOL: Potomac High School, Dumfries, Va.
RESIDES: Yulee, Fla.
ACQUIRED: Free Agent, 1998
PRO YEAR: 4th • **YEAR WITH BRONCOS:** 1st
NFL GAMES PLAYED/STARTED: 41/10

64

Craig Novitsky comes to the Broncos as a free agent after spending the 1997 season out of pro football. He looks to add depth to the Broncos' offensive line with his hard-nosed style of play. Novitsky played in 41 games (10 starts) for New Orleans from 1994-96. He was a fifth-round draft choice of the Saints in 1994 (No. 143 overall).

1997: Novitsky was out of football. His contract expired with New Orleans Feb. 13, and he signed with St. Louis July 22, and was waived Aug. 4. He then signed with Baltimore the next day but was waived Aug. 18.

1996: Novitsky played in all 16 games with New Orleans, starting six. **1995:** Novitsky appeared in all 16 games (three starts) with the Saints, 11 of those games coming solely on special teams. His first start came vs. the Rams (Nov. 5), followed by two more starting assignments to close out the season (12/16 vs. Green Bay and 12/24 at the Jets). **1994:** Novitsky was active for all 16 games, playing in nine — including one start (vs. Rams, 10/23) — and dressing but not playing in the other seven. He also saw action at tight end over the last four contests. Novitsky was chosen by New Orleans in the fifth round (No. 143 overall) of the 1994 draft.

COLLEGE: Novitsky started all 46 games in his four-year career at UCLA, splitting time between left tackle and left guard, and serving as the backup center. He was an All-Pac-10 selection as a senior and played in the Hula Bowl. Novitsky majored in history.

PERSONAL: Novitsky played offensive and defensive tackle at Potomac High School in Dumfries, Va., where he earned all-state, all-metro, all-region, all-county and All-Commonwealth honors. A two-time team captain and MVP, he also was also a letter-winning shot put and discus thrower. Craig Arron Novitsky was born May 12, 1971 in Washington, D.C. He is single and resides in Yulee, Fla.

NOVITSKY'S REGULAR SEASON RECORD

Year	Club	G	S
1994	New Orleans	9	1
1995	New Orleans	16	3
1996	New Orleans	16	6
1997		OUT OF FOOTBALL	
CAREER TOTAL		41	10

**DOUG NUSSMEIER****QUARTERBACK****6-3 • 211 • 5TH YR. • IDAHO**

BORN: December 11, 1970 in Portland, Ore.
HIGH SCHOOL: Lakeridge High School, Lake Oswego, Ore.
RESIDES: Greenwood Village, Colo.
ACQUIRED: Unrestricted Free Agent (New Orleans), 1998
PRO YEAR: 5th • **YEAR WITH BRONCOS:** 1st
NFL GAMES PLAYED/STARTED: 5/2

13

Doug Nussmeier comes to the Broncos as a free agent from New Orleans, helping to solidify and add experience to the Broncos' quarterback mix. A proven veteran, he will battle Bubba Brister, Jeff Lewis and Brian Griese for playing time in 1998. Nussmeier has played in five career games (two starts) and completed 46 of 82 passes (56.1) for 455 yards with one touchdown and four interceptions and a long of 49 yards. Nussmeier entered the NFL in 1994 as the Saints' fourth-round draft choice (No. 116 overall).

1997: Nussmeier played in three games and started one (vs. Atlanta, 11/23), completing 18 of 32 passes (56.3%) for 183 yards and three interceptions. In his one start he completed 10 of 19 for 101 yards and threw three interceptions. Nussmeier also saw action in the Saints' overtime win vs. Seattle (11/16), completing all four of his passes for 45 yards. He also saw action vs. San Francisco (10/26), going 4 for 9 for 36 yards.

1996: Nussmeier appeared in two games with one start (vs. Atlanta, 12/8), completing 28 of 50 for 272 yards with a long of 57, one touchdown and one interception. He also rushed for six yards on three attempts. Against St. Louis, he came in for Jim Everett in the third quarter after Everett left with a concussion. In his first NFL action, he completed 7 of 15 for 101 yards with a long of 50. In his first NFL start against Atlanta he connected on 21 of 35 for 171 yards, including a 57-yard touchdown to Terry Guess — his first NFL scoring pass — and an interception. **1995:** Nussmeier was the third quarterback in all 16 regular season contests. In four preseason outings, he completed 16 of 27 (59.3%) for 132 yards with no touchdowns or interceptions. He played with the Rhein Fire in the World League in the spring of '95. **1994:** Nussmeier was designated the third quarterback for all 16 regular season games. In four preseason games, he completed 22 of 38 (57.9%) for 204 yards with two interceptions. He was the Saints' fourth-round draft choice (116th overall; 4th quarterback), marking the second-highest selection ever by the Saints of a quarterback in the regular draft (Archie Manning, first round, 1971).

COLLEGE: In four years at Idaho, Nussmeier established school and conference records for total offense (309.2 per game) and touchdown passes (91). He finished first on Idaho's all-time chart for passing yards (10,824) and second in completions (746) and attempts (1,225). His career

passer efficiency rating of 154.4 was a Division I-AA record. As a senior, he completed 185 of 304 for a career-high 33 touchdowns and just five interceptions, leading the team to the NCAA Div. I-AA semifinals. He was a unanimous I-AA All-American and received the Walter Payton Award as the top player in I-AA. Nussmeier redshirted in 1989. He closed his career with appearances in the East-West Shrine Game and the Senior Bowl. He holds a degree in marketing from Idaho.

PERSONAL: Nussmeier was an All-Three Rivers League first-team pick at defensive back, and a second-team choice at quarterback as a senior at Lakeridge High School in Lake Oswego, Ore. He led his team to a state title his senior season, the only year he played quarterback. Nussmeier also lettered in basketball — leading the team in scoring and rebounding as a senior en route to all-state, all-league and all-tournament honors — and in baseball. Douglas Keith Nussmeier was born Dec. 11, 1970 in Portland, Ore. He is single and resides in Greenwood Village, Colo.

NUSSMEIER'S REGULAR SEASON RECORD

Year	Club	G	S	Att.	Comp.	Pct.	Yds.	TD	%	Int.	%	LG	Sack	Yds.	Rtg.
1994	New Orleans	0	0	0	0	00.0	0	0	0.0	0	0.0	0	0	0	00.0
1995	New Orleans	0	0	0	0	00.0	0	0	0.0	0	0.0	0	0	0	00.0
1996	New Orleans	2	1	50	28	56.0	272	1	2.0	1	2.0	57	3	17	69.8
1997	New Orleans	3	1	32	18	56.3	183	0	0.0	3	9.4	24	6	32	33.7
CAREER TOTAL		5	2	82	46	56.1	455	1	1.2	4	4.9	57	9	49	54.7

RUSHING

Year	Club	No.	Yds.	Avg.	LG	TD
1996	New Orleans	3	6	2.0	6	0
1997	New Orleans	8	30	3.8	15	0
CAREER TOTAL		11	36	3.3	15	0

SCORING

Year	Club	TD	TDp	TDt	2pt	Pts.
1996	New Orleans	0	0	0	0	0
1997	New Orleans	0	0	0	0	0
CAREER TOTAL		0	0	0	0	0



TITO PAUL CORNERBACK

6-0 • 200 • 4TH YR. • OHIO STATE

BORN: May 24, 1972 in Kissimmee, Fla.
HIGH SCHOOL: Osceola High School, Kissimmee, Fla.
RESIDES: Gilbert, Ariz.
ACQUIRED: Free Agent, 1998
PRO YEAR: 4th • **YEAR WITH BRONCOS:** 1st
NFL GAMES PLAYED/STARTED: 45/21

28

Tito Paul comes to the Broncos from Cincinnati as another solidifying force in a very talented Broncos defensive backfield. Paul, in his fourth NFL campaign, has played in 45 career games (12 starts) and made 103 total tackles (80 solo) and one interception. He entered the NFL in 1995 as a fifth-round draft choice (No. 167 overall) of the Arizona Cardinals.

1997: Paul played in 15 games (five starts) — one with Arizona and other 14 with Cincinnati. He played in the season-opener for the Cardinals at Cincinnati (8/31), recording two tackles (1 solo) and one special teams stop. He was then waived Sept. 2 and signed by the Bengals one week later (9/9). With the Bengals Paul tallied 48 tackles (42 solo), six pass breakups, three special teams stops and recovered one fumble. His fumble recovery came at the end of the Bengals' 31-26 win over Jacksonville (11/23), and helped to secure the victory. He led the team with seven tackles (six solo) vs. San Diego (11/2) and also had two passes defended. He had a season-high nine tackles (8 solo) at the Giants (10/26) and added eight stops (7 solo) at Indianapolis (11/9). He was released by the Bengals April 20, 1998.

1996: Paul played in every game for the Cardinals and made three starts, recording 31 tackles (18 solo) and four pass breakups, in addition to seven special teams stops. He posted seven tackles (3 solo) and a pass breakup at Philadelphia (12/22) and had a six-tackle, one-pass breakup effort in a victory over the Giants (11/17). **1995:** Paul played in 14 games (four starts) with the Cardinals, recording 22 tackles (13 solo), one pass breakup and one interception, as well as four special teams tackles. The pickoff came vs. Seattle (10/29) in a 20-14 overtime victory. He made his first NFL start against the Broncos at Mile High Stadium (11/5), replacing an injured Brent Alexander, and made six tackles in a 38-6 loss. Paul was originally a fifth-round pick (167th overall) of the Arizona Cardinals in 1995 out of Ohio State.

COLLEGE: Paul played his college ball at Ohio State, where he earned a starting role as a senior in 1994 and responded with 56 tackles (four for loss), one sack and five pass breakups. He had 103 tackles, three blocked punts and recovered two others for scores in his career. Two of those blocks came in one game as a sophomore against Northwestern. He majored in economics.

PERSONAL: Paul played his high school ball at Osceola High School in Kissimmee, Fla., where he was an all-state selection. His cousin Markus played football at Syracuse and also with the Chicago Bears and Tampa Bay Buccaneers. Paul was born May 24, 1972 in Kissimmee, Fla. He currently resides in Gilbert, Ariz.

PAUL'S REGULAR SEASON RECORD

Year	Club	G	S	UT	A	TT	S-Yds.	I-Yds.	PD	FR	FF	TD-Int.	TD-FR	S	Pts.
1995	Arizona	14	4	19	3	22	0-0	1-4	1	0	0	0	0	0	0
1996	Arizona	16	3	18	13	31	0-0	0-0	4	0	0	0	0	0	0
1997	Arizona	1	0	1	1	2	0-0	0-0	0	0	0	0	0	0	0
	Cincinnati	14	5	42	6	48	0-0	0-0	6	1	0	0	0	0	0
CAREER TOTAL		45	12	80	23	103	0-0	1-4	11	1	0	0	0	0	0

ADDITIONAL STATISTICS: Special Teams Tackles — 1995 (4), 1996 (7), 1997 (4).



TREVOR PRYCE DEF. TACKLE

6-5 • 284 • 2ND YR. • CLEMSON

BORN: August 3, 1975 in Brooklyn, N.Y.
HIGH SCHOOL: Lake Howell High School, Casselberry, Fla.
RESIDES: Casselberry, Fla.
ACQUIRED: Draft #1 (28th overall), 1997
PRO YEAR: 2nd • **YEAR WITH BRONCOS:** 2nd
NFL GAMES PLAYED/STARTED: 8/3

93

Trevor Pryce, in 1997, showed flashes of the talent that made him the Broncos' first-round draft choice a year ago, selected 15th overall out of Clemson. Pryce's package of size, strength and speed gives him incredible burst off the ball, which figures to make him a force for years to come as he matures into a complete defensive player. His progress was rapid in his rookie season as he ascended from the inactive list for the first eight games to a solid contributor who started three games.

1997: Pryce played in the final eight games of the season and started three (at San Diego, 11/30; at Pittsburgh, 12/7 and vs. San Diego, 12/21) at right defensive tackle in place of Maa Tanuvasa (ankle). He was declared inactive for the first eight games. For the season he posted 28 tackles (20 solo), including two sacks (-9.5), as he notched a half a sack in each of his first two NFL appearances (Seattle, 11/2 and Carolina, 11/9), and his first solo vs. San Diego (12/21). He split the two sacks with Tyrone Braxton and Mike Lodish, respectively. Pryce saw his first professional action vs. Seattle (11/2) and responded with two tackles, including half a sack (-0.5). He made his first NFL start at San Diego (11/30) and performed well with three solo tackles. Pryce started his second straight contest at Pittsburgh (12/7). His high-tackle games on the season came vs. Oakland (11/24) and at San Francisco (12/15), posting seven stops (5 solo) in each. **Postseason:** Pryce played in all four postseason games as a reserve defensive tackle and recorded two tackles (1 solo), including a sack of Jacksonville quarterback Mark Brunell in the Wild Card game (12/27/97) and an assisted tackle at Pittsburgh (1/11) in the AFC Championship Game.

COLLEGE: Pryce played one season (1996) at defensive end for Clemson, starting all 11 games and earning first-team All-Atlantic Coast Conference honors, after transferring from Michigan where he played linebacker in 1993-94 (20 games/8 starts). He sat out the 1995 season due to NCAA transfer rules. Pryce finished his collegiate career with 118 tackles (72 solo), including 11.5 sacks (-105 yards) and 24 tackles for loss (-127), as well as 31 quarterback pressures, three forced fumbles, three fumble recoveries and two passes defended. He was a communications major.

PERSONAL: Pryce was a consensus All-American and the top-rated defensive line prospect in the country by *The Sporting News* at Lake Howell High School in Casselberry, Fla. He earned All-Central Florida, all-conference and all-district accolades, and also excelled in track, finishing second in the district finals in the 110-meter high hurdles (15.0). He was born Aug. 3, 1975 in Brooklyn, N.Y. Trevor is single and resides in Casselberry, Fla.

PRYCE'S REGULAR SEASON RECORD

Year	Club	G	S	UT	A	TT	S-Yds.	I-Yds.	PD	FF	FR	TD-Int.	TD-FR	S	Pts.
1997	Denver	8	3	20	8	28	2-9.5	0-0	0	0	0	0	0	0	0

PRYCE'S POSTSEASON RECORD

Year	Club	G	S	UT	A	TT	S-Yds.	I-Yds.	PD	FF	FR	TD-Int.	TD-FR	S	Pts.
1997	Denver	4	0	1	1	2	1-0	0-0	0	0	0	0	0	0	0



TERRY RAY

SAFETY

6-1 • 205 • 5TH YR. • OKLAHOMA

BORN: October 12, 1969 in Belgium
HIGH SCHOOL: C.E. Ellison High School, Killeen, Texas
RESIDES: Atlanta, Ga.
ACQUIRED: Free Agent, 1998
PRO YEAR: 5th • YEAR WITH BRONCOS: 1st
NFL GAMES PLAYED/STARTED: 73/26

24

Terry Ray comes to Denver in his sixth NFL season after being out of football in 1997. He seeks to return to the form that made him one of the up-and-coming defensive players in the AFC during a four-year stint with New England (1993-96). Ray has played in 73 games (26 starts) and made 193 tackles (123 solo), including one sack (-14), to go along with four interceptions (68 yds.), 15 passes defended, two forced fumbles, three fumble recoveries and 49 special teams tackles. He has also played in four postseason contests. Ray's single-game career highs include 12 tackles, 9 solo stops and five assists. He signed with Denver March 17, 1998. He entered the NFL in 1992 as Atlanta's sixth-round choice (No. 158 overall) out of Oklahoma.

1997: Ray was out of football after being released by Atlanta Aug. 18. His contract with New England had expired in February and he signed with Atlanta July 11.

1996: Ray played in all 16 regular season games for the Patriots, starting the first seven at strong safety, and participated in all three postseason contests, as well. He ranked ninth on the team with 45 tackles (23 solo), including one sack, and added one interception and nine special teams tackles. The pickoff came on opening day vs. Miami (9/1), and was run back 43 yards. He made four special teams stops in postseason play, which included an appearance in Super Bowl XXXI against Green Bay. **1995:** Ray started every game for the Patriots at safety, tying for second on the team with 95 tackles (72 solo), as well as eight pass breakups (third on team), two forced fumbles, two recovered fumbles and one interception (21 yards). He also added 10 tackles and a forced fumble on special teams. Ray recorded a career-high 12 tackles (nine solo) and a forced fumble vs. Miami (9/10). His interception came at Atlanta (10/1), along with nine tackles (eight solo) and a fumble recovery. He also posted 10 stops (six solo) vs. Indianapolis (11/19). **1994:** Ray played in all 16 games and the Patriots' lone postseason contest at Cleveland (1/1/95). He had five solo tackles, two pass breakups and one interception (2 yds.) on the season, as well as 15 special teams tackles, second-most on the team. His interception came vs. Indianapolis (12/11). **1993:** Ray played in 15 games (one start) and made 18 tackles (10 solo), one interception and three pass breakups. He also had nine special teams stops, second-most on the team. The only game he missed was the season opener at Buffalo (9/5). Ray had been claimed off waivers from Atlanta Aug. 31 after being waived the previous day. His start came in the season finale vs. Miami (1/2/94), a 33-27 Pats win that knocked the Dolphins out of the playoffs, in which he recorded 11 tackles (five solo). His first NFL interception came vs. Cincinnati (12/12). **1992:** Ray played in 10 games (two starts) with the Falcons, recording 30 tackles (15 solo), one fumble recovery and six special teams stops. He has a season-high eight tackles vs. Chicago (9/27). His fumble recovery came vs. Green Bay (10/4). He was originally a sixth round pick (158th overall) of the Falcons in 1992 out of the University of Oklahoma, the same school that produced current Broncos defensive back Darrius Johnson.

COLLEGE: Ray was a four-year letterman safety at Oklahoma (1988-91), finishing his collegiate career with 188 tackles, third-most by a Sooners defensive back. He also had seven interceptions and 23 passes defended during his career. He recorded 54 tackles (35 solo) and three interceptions as a senior and earned All-Big Eight honors as a junior with 50 stops, including a career-high 13 vs. Colorado. Ray had a career-high 89 stops as a sophomore in 1989 and was one of only four freshmen to earn a football letter in 1988. He majored in communications.

PERSONAL: Ray played running back and defensive back at C.E. Ellison High School in Killeen, Texas, where he rushed for 114 yards, intercepted four passes, returned eight punts for 138 yards and blocked six kicks as a senior. His brother Darrol, who also played at Oklahoma, played with the New York Jets from 1980-86. Terry and his wife, Marie, make their home in Atlanta, Ga. Marie helped start the Georgia State Lottery when Terry played for the Falcons. Terry is a computer game enthusiast who lists John Madden Sega Series among his favorites. He also collects shot glasses. Terry was born Oct. 12, 1969 in Belgium.

RAY'S REGULAR SEASON RECORD

Year	Club	G	S	UT	A	TT	S-Yds.	I-Yds.	PD	FF	FR	TD-Int.	TD-FR	S	Pts.
1992	Atlanta	10	2	15	15	30	0-0	0-0	0	0	1	0	0	0	0
1993	New Eng.	15	1	8	10	18	0-0	1-0	3	0	0	0	0	0	0
1994	New Eng.	16	0	5	0	5	0-0	1-2	2	0	0	0	0	0	0
1995	New Eng.	16	16	72	23	95	0-0	1-21	8	2	2	0	0	0	0
1996	New Eng.	16	7	23	22	45	1-14	1-43	2	0	0	0	0	0	0
1997							OUT OF FOOTBALL								
CAREER TOTAL		73	26	123	70	193	1-14	4-68	15	2	3	0	0	0	0

ADDITIONAL STATISTICS: Special teams tackles — 1992 (6), 1993 (9), 1994 (15), 1995 (10), 1996 (9), TOTAL (49).

RAY'S POSTSEASON RECORD

Year	Club	G	S	UT	A	TT	S-Yds.	I-Yds.	PD	FF	FR	TD-Int.	TD-FR	S	Pts.
1994	New Eng.	1	0	0	0	0	0-0	0-0	0	0	0	0	0	0	0
1996	New Eng.	3	0	0	1	1	0-0	0-0	0	0	0	0	0	0	0
CAREER TOTAL		4	0	0	1	1	0-0	0-0	0	0	0	0	0	0	0

ADDITIONAL STATISTICS: Special teams tackles — 1996 (4).



DAVID RICHIE

DEF. TACKLE

6-4 • 280 • 2ND YR. • WASHINGTON

BORN: September 26, 1973 in Orange, Calif.
HIGH SCHOOL: Kelso High School, Kelso, Wash.
RESIDES: Highlands Ranch, Colo.
ACQUIRED: Rookie Free Agent, 1997
PRO YEAR: 2nd • YEAR WITH BRONCOS: 2nd
NFL GAMES PLAYED/STARTED: 2/0

99

David Richie was one of the most pleasant surprises of training camp in 1997, as the rookie free agent earned a spot on the roster despite having formidable competition at his position throughout. His tremendous work ethic and heart made him a valuable reserve for Denver in 1997, and in 1998 he seeks to make further gains in his second NFL season. Richie signed with Denver as a rookie free agent out of Washington and has played in two games in his young career.

1997: Richie was declared inactive for 14 of the 16 games, seeing his first professional action vs. Carolina (11/9), and playing again in the season-finale vs. San Diego (12/21). He responded in his first appearance by posting half a sack, combining with Alfred Williams to drop Kerry Collins for a 4-yard loss in the fourth quarter. **Postseason:** Richie was declared inactive for all four postseason games. Richie signed with Denver as a rookie free agent out of Washington.

COLLEGE: Richie was a four-year letterwinner and two-year starter at Washington, playing in 43 games (28 starts) and totaling 117 tackles (72 solo), 28 tackles for loss and 13 sacks. He was a second-team All-Pac-10 selection as a senior, and was chosen to play in the East-West Shrine Game. Richie, a youth counseling major, was a part of Husky teams that played in a Rose Bowl, a Sun Bowl and a Holiday Bowl.

PERSONAL: A native of Orange, Calif., Richie played at Kelso (Wash.) High School, where he was Southwest Washington Defensive Player of the Year his senior season, recording 112 tackles and also catching 14 passes as a tight end. He also lettered in baseball and track, finishing third in the long jump at the state finals. David and his wife, Robyn, have a son, Jackson David, born Dec. 15, 1997. David was born Sept. 26, 1973 in Orange, Calif.

RICHIE'S REGULAR SEASON RECORD

Year	Club	G	S	UT	A	TT	S-Yds.	I-Yds.	PD	FF	FR	TD-Int.	TD-FR	S	Pts.
1997	Denver	2	0	0	1	1	0.5-2	0-0	0	0	0	0	0	0	0

LONG DROUGHT

The Broncos' longest current drought between meetings with any NFL opponent is with the Miami Dolphins, whom they will play Dec. 21, 1998. The last time the two teams met in the regular season was Sept. 29, 1985. The longest drought now will be with Detroit, whom the Broncos have not faced since Nov. 22, 1990.



BILL ROMANOWSKI LINEBACKER

6-4 • 245 • 11TH YR. • BOSTON COLLEGE

BORN: April 2, 1966 in Vernon, Conn.

HIGH SCHOOL: Rockville High School, Vernon, Conn.

RESIDES: Parker, Colo.

ACQUIRED: Unrestricted Free Agent (Philadelphia), 1996

PRO YEAR: 11th • **YEAR WITH BRONCOS:** 3rd

NFL GAMES PLAYED/STARTED: 160/139

53

Bill Romanowski continues to prove what a valuable ingredient he is to the Broncos' defensive success as he produced another fantastic season in 1997 and was an integral part of Denver's run to the first World Championship in franchise history. He has led the team in tackles over the two-year span that he has played in Denver (245), and, besides being the signal-caller on defense, is also one of the emotional leaders of the ball club. Romanowski is also one of the most durable athletes in the sport, having never missed a game due to injury during his 10 seasons in the league (160 games), which includes 48 consecutive starts (139 overall). He has compiled 914 tackles (675 solo), including 15.5 sacks (-103), with 10 interceptions (41 yds.), 42 passes defended, 10 forced fumbles and 12 fumble recoveries. Romanowski also now holds the distinction of being one of only 30 players to win a Super Bowl ring with two different teams (also San Francisco, 1988-89), and is one of just 13 to win one in each conference. He has played in 19 postseason games and started 13, including three Super Bowls (all victories) and six conference championship games, among eight total playoff appearances. (5 NFC/1 AFC). His postseason numbers include 78 tackles (68 solo), including one sack (-8), with one interception and five passes defended. Romanowski was voted to his first Pro Bowl in 1996. He was chosen in the third round (80th overall) of the 1988 draft by San Francisco, following an outstanding career at Boston College.

1997: Romanowski started all 16 games at strongside linebacker and ranked second on the team with 117 tackles (77 solo), including two sacks for 18 yards lost (at Atlanta, 9/28 and vs. Cincinnati 9/21), and also posted one interception, two passes defended and two forced fumbles. He posted his first of three double-figure tackle performances vs. St. Louis (9/21) with 12 stops (5 solo). His others came at Buffalo (10/26), with a season-high 15 (9 solo), and at San Francisco (12/15) with 15 again on Monday Night Football. His first sack of the season came vs. Cincinnati (9/14) in a 38-28 Broncos win, and his second came two weeks later at Atlanta (9/28). His interception came at Oakland (10/19). Romanowski was named a defensive team captain at mid-season, joining Steve Atwater. **Postseason:** Romanowski started all four postseason games at strongside linebacker and joined a list of just 30 NFL players who have won a Super Bowl with more than one team (San Francisco, SB XXIII, SB XXIV), and one of just 13 to win one in each conference. In the postseason he recorded 18 tackles (15 solo) with one pass defended. In the AFC Wild Card Playoff vs. Jacksonville (12/27) he posted four tackles (3 solo) and then the next week in Denver's AFC Divisional Playoff Game at Kansas City (1/4/98) he posted five more solo tackles in Denver's 14-10 win. In the AFC Championship Game at Pittsburgh (1/11) Romanowski posted four tackles (3 solo) in Denver's 24-21 triumph. He posted five tackles (4 solo) with one pass defended in Denver's 31-24 defeat of Green Bay in Super Bowl XXXII (1/25/98).

1996: Romanowski started all 16 games at strongside linebacker and made a tremendous impact on the Broncos' defensive unit, earning his first trip to the Pro Bowl, second-team All-Pro honors from *College & Pro Football Newsweekly* and second-team All-AFC kudos from UPI. His veteran leadership elevated the play of the entire defense to reach a No. 4 ranking in the league, as he led the team with 128 tackles (94 solo), three sacks (-10), three interceptions, three fumble recoveries and 12 passes defended. Romanowski's three sacks tied his previous best ('93) while his three interceptions established a new career high. Romanowski had a sack in his debut in a Broncos uniform vs. the Jets (9/1), one of nine stops (8 solo) he made in Denver's 31-6 win. The first two of his three fumble recoveries on the season and his first interception all came at Seattle (9/8) in a 30-20 Broncos win. Two weeks later at Kansas City (9/22) he came up big again, snaring his second interception of the season, and eighth of his career, while also leading the team with 12 tackles (9 solo). Versus San Diego (10/6) he led the team with 11 tackles (9 solo) in a spirited performance that sparked the Broncos' defense to a second-half shutout en route to a 28-17 win. The following week vs. Baltimore (10/20) Romanowski made a team-high 10 tackles (8 solo), including a half a sack (-4) on which he combined with Jumpy Geathers to drop Ravens quarterback Vinny Testaverde in the fourth quarter. He followed that performance with 10 tackles (7 solo)



and two passes defended in Denver's 34-7 rout of Kansas City (10/27), then made 11 tackles (8 solo), one sack (-5) and one pass defended at Oakland on Monday Night Football as the Broncos prevailed over the Raiders 22-21. Three weeks later at Minnesota (11/24) Romanowski finished with 10 tackles (9 solo) and one pass breakup in Denver's 21-17 win. His career-best third interception of the season came in the season-finale at San Diego (12/22). Romanowski started at strongside linebacker and made two solo tackles in Denver's AFC Divisional Playoff vs. Jacksonville (1/4/97). He signed with the Broncos Feb. 23, 1996, the first free agent signed by the franchise in '96. **1995:** Romanowski started all 16 games at left linebacker for the Eagles, finishing second on the team in tackles with 127 (77 solo), and adding two interceptions and one sack. He put together three straight 10-tackle outings against the Giants, at Washington and at Seattle in Weeks 11-13. In Week 14 against Dallas, Romanowski had an outstanding afternoon, recording a season-high 15 tackles and one pass defended. He made the biggest play of the game when he put a huge hit on Cowboy's running back Emmitt Smith to stuff him at the line of scrimmage on the Cowboy's 29-yard line on a fourth-and-inches play with the game tied at 17. That stop allowed Gary Anderson to kick a 42-yard game-winning field goal and gave the Eagles a 20-17 victory. He recorded nine stops (six solo) and forced a critical fumble by Arizona's Garrison Hearst in Week 15. Romanowski had an amazing season-finale at Chicago, registering a mind-boggling 24 tackles (17 solo) and intercepting a pass as well as recovering a fumble. On Dec. 30 in an NFC Wild Card Game vs. Detroit, Romanowski had one tackle in Philadelphia's 58-37 victory. He did not see much action because the Eagles played primarily in a nickel defense with a substantial lead. The following week in an NFC Divisional Playoff Game at Dallas, Romanowski had 11 tackles (10 solo). **1994:** Romanowski was acquired by the Eagles on draft day '94 from the 49ers when the Eagles traded their third- and sixth-round choices to San Francisco. He started 15 games at left linebacker, a spot that was previously occupied by perennial All-Pro Seth Joyner. "Romo" finished fifth on the team with 96 tackles, including 2.5 sacks. He started 72 consecutive regular season games until the Eagles started their Oct. 24 game against Houston with five defensive backs. He also had two interceptions on the season. **1993:** Romanowski had his finest season as a pro, leading the 49ers in tackles for the third time in four years with a career-high 105 stops (82 solo), including three sacks. He led the team in tackles eight times, including 15 stops and a forced fumble against Cincinnati (12/5). In two playoff games he totaled 11 tackles (10 solo). **1992:** Romanowski started all 16 games for San Francisco, leading the team in tackles with 80 (65 solo). He started 14 games at outside linebacker and two at inside linebacker. Romanowski also had three special teams tackles on the season. In two playoff games, he had seven tackles (six solo) and one sack. **1991:** Romanowski started all 16 games and finished the year with 76 tackles (67 solo), one sack, one interception and two fumble recoveries. He posted a then-career-high 10 tackles at the L.A. Rams (11/25). **1990:** Romanowski started all 16 games for San Francisco and finished as the team leader in tackles with 79 (68 solo), leading the team in tackles six times. In two playoff games he had 12 stops (11 solo) and three special teams tackles. He had his best game of the year in the NFC Championship Game vs. the New York Giants, when he registered a team-high eight stops. **1989:** Romanowski played in all 16 games, and made four starts. He had 53 stops on the year (47 solo), two fumble recoveries and one interception. He also had eight special teams stops. In three playoff games he had 12 stops (ten solo) and six special teams tackles as the 49ers won their second consecutive Super Bowl title, this one over the Broncos 55-10. **1988:** Romanowski played in all 16 games, starting eight of them, including his first professional game at New Orleans, in which he earned a game ball for his efforts. He finished the season with 53 tackles (38 solo), three forced fumbles and seven special teams tackles. In three playoff games he had four solo stops and one interception, which came in Super Bowl XXIII against Cincinnati off of Boomer Esiason, as the 49ers went on to defeat the Bengals 20-16. Romanowski was a third-round pick (80th overall) by the 49ers out of Boston College.

COLLEGE: Romanowski was among the finalists for the Butkus Award as a senior in 1987 at Boston College, given annually to the top linebacker in the nation, as he led the Golden Eagles with 156 tackles. He was the Defensive MVP of the 1985 Cotton Bowl against Houston with 13 tackles, as he and QB Doug Flutie helped lead the Eagles to a 45-28 victory and a final ranking of No. 4 in the national polls. He had at least seven tackles in every game of the 1986 season as a junior, and intercepted four passes for 44 yards. He also registered a team-high 150 tackles as a sophomore in 1985. Romanowski earned a bachelor's degree in general management from Boston College.

PERSONAL: Romanowski resides in Parker, Colo., with his wife Julie, son Dalton James (3/15/94) and daughter Alexandra (4/4/97). In addition to playing football, he lettered twice in bas-

ketball and was a standout on the baseball squad at Rockville High School in Vernon, Conn. He was the No. 2-rated linebacker in the state as a senior. In 1994 he donated \$100 for each of his 96 tackles to The Caring Foundation of the Blue Cross and Blue Shield. William Thomas Romanowski was born April 2, 1966 in Vernon, Conn.

ROMANOWSKI'S REGULAR SEASON RECORD

Year	Club	G	S	UT	A	TT	S-Yds.	I-Yds.	PD	FF	FR	TD-Int.	TD-FR	S	Pts.
1988	San Fran.	16	8	38	15	53	0-0	0-0	1	3	1	0	0	0	0
1989	San Fran.	16	4	47	6	53	1-8	1-13	2	1	2	0	0	0	0
1990	San Fran.	16	16	68	11	79	1-9	0-0	1	0	0	0	0	0	0
1991	San Fran.	16	16	67	9	76	1-5	1-7	5	0	2	0	0	0	0
1992	San Fran.	16	16	65	15	80	1-9	0-0	5	1	1	0	0	0	0
1993	San Fran.	16	16	82	23	105	3-22	0-0	2	2	1	0	0	0	0
1994	Phila.	16	15	80	36	96	2.5-16	2-8	5	0	1	0	0	0	0
1995	Phila.	16	16	77	50	127	1-6	2-5	7	1	1	0	0	0	0
1996	Denver	16	16	94	34	128	3-10	3-1	12	0	3	0	0	0	0
1997	Denver	16	16	77	34	111	2-18	1-7	2	2	0	0	0	0	0
CAREER TOTAL		160	139	675	233	908	15.5-103	10-41	42	10	12	0	0	0	0

ADDITIONAL STATISTICS: Special teams tackles — 1988 (7), 1989 (8), 1990 (4), 1991 (1), 1992 (3), 1993 (1), Total (24). Returned one punt for 0 yards, 1989.

ROMANOWSKI'S POSTSEASON RECORD

Year	Club	G	S	UT	A	TT	S-Yds.	I-Yds.	PD	FF	FR	TD-Int.	TD-FR	S	Pts.
1988	San Fran.	3	0	4	0	4	0-0	1-0	1	0	0	0	0	0	0
1989	San Fran.	3	0	10	2	12	0-0	0-0	0	0	0	0	0	0	0
1990	San Fran.	2	2	11	1	12	0-0	0-0	1	0	0	0	0	0	0
1992	San Fran.	2	2	6	1	7	0-0	0-0	1	0	0	0	0	0	0
1993	San Fran.	2	2	10	1	11	1-8	0-0	1	0	0	0	0	0	0
1995	Phila.	2	2	10	2	12	0-0	0-0	0	0	0	0	0	0	0
1996	Denver	1	1	2	0	2	0-0	0-0	0	0	0	0	0	0	0
1997	Denver	4	4	15	3	18	0-0	0-0	1	0	0	0	0	0	0
PLAYOFF TOTAL		19	13	68	10	78	1-8	1-0	5	0	0	0	0	0	0

ROMANOWSKI'S SINGLE-GAME HIGHS

Most total tackles — 24 at Chicago, 12/24/95. **Most solo tackles** — 17 at Chicago, 12/24/95. **Most interceptions** — 1 (nine times, most recently at San Diego, 12/22/96). **Longest interception return** — 13 yards vs. Buffalo, 12/17/89.



TOM ROUEN

6-3 • 225 • 6TH YR. • COLORADO

BORN: June 9, 1968 in Hinsdale, Ill.
HIGH SCHOOL: Heritage High School, Littleton, Colo.
RESIDES: Aurora, Colo.
ACQUIRED: Free Agent, 1993
PRO YEAR: 6th • **YEAR WITH BRONCOS:** 6th
NFL GAMES PLAYED/STARTED: 80/0

PUNTER

16

Tom Rouen continues to be a steady performer for the Broncos, and this season will look to improve upon his numbers from 1997. He has also been impeccable as Jason Elam's holder on field goals and extra point attempts for five seasons. Rouen has played in 80 career games since signing with the Broncos as a free agent in 1993.

1997: Rouen averaged 43.3 yards on 60 punts with a net of 38.1, ranking fourth in the AFC (5th NFL). His 43.3-yard average ranked sixth in the AFC (10th NFL). Rouen placed 22 punts inside the 20-yard line and recorded just four touchbacks, with a long of 57 (at Pitt., 12/7). He tied a career-high with eight punts at Buffalo (10/26), matching his previous high set at the Raiders in 1994 (12/11). Rouen closed the regular season on a high note, averaging 48.5 yards (net of 43.8) on four punts with a long of 54 yards at San Francisco (12/15), including three placed inside the 20-yard line, and followed that with a 53-yard average on two punts vs. San Diego (12/21), with a long of 56. **Postseason:** Rouen averaged 36.4 yards with a long of 53 yards on 17 punts, and placed six punts inside the 20-yard line with just one touchback. He had one attempt blocked, and posted a net average of 31.4 yards. In the AFC Wild Card Playoff vs. Jacksonville (12/27), Rouen averaged 49.5 yards on two punts with a long of 53 (his postseason best), and placed one punt inside the 20-yard line. His third punting attempt of the day was blocked by the Jaguars' Travis Davis and returned 29 yards for a touchdown to cut the Broncos' lead to 21-17 in the third quarter. In Denver's 14-10 AFC Divisional Playoff win at Kansas City (1/4/98), he averaged 36.2 yards

on six punts with a long of 51. He placed two inside the 20-yard line and recorded one touchback, while posting a net average of 34.5. In the AFC Championship Game at Pittsburgh (1/11), he averaged 31.4 yards on five punts, and placed one inside the 20-yard line. He closed out the post-season in Super Bowl XXXII vs. Green Bay (1/25/98) by averaging 36.5 yards with a long of 47 yards on four punts, and placed two punts inside the 20-yard line.

1996: Rouen averaged 41.8 yards on 65 punts with a net of 36.2 yards during the regular season, ranking among the top punters in the AFC in the latter category. He had five touchbacks and placed 16 punts inside the 20, with a long of 57 (vs. Tampa Bay, 9/15). Rouen had a 56-yarder against Chicago (11/10), and played a huge role in Denver's 28-17 win vs. San Diego (10/6). He placed two of his five punts inside the Charger 20-yard line to help the Broncos gain the vital field position they needed to overcome a 17-0 first-half deficit. In Denver's AFC Divisional Playoff vs. Jacksonville (1/4/97) Rouen averaged 42.6 yards on five punts with a long of 52. He placed three punts inside the 20 and had one touchback. **1995:** Rouen averaged 42.2 yards on 52 punts, with a net of 37.6. He placed 22 punts inside the opponent's 20-yard line with just three touchbacks, fewest in the NFL. His 42.2-yard average ranked eighth in the AFC (tied for 15th NFL), while his net average of 37.6 was third in the AFC (5th NFL). At San Diego (9/24), Rouen punted five times for 199 yards (39.8) and put three inside the 20-yard line with no touchbacks. Two weeks later at New England (10/8), Rouen placed four of his five punts inside the Patriots' 20-yard line, and followed that a week later vs. Oakland (10/16) with three punts for an average of 56.0, and placed two inside the Raiders' 20-yard line. His first punt — kicked from the back of his own end zone — travelled 61 yards, just shy of his career-best of 62 yards. **1994:** Rouen enjoyed an outstanding season, leading the entire NFL in net punting average at 37.1 yards. His overall average of 42.9 yards-per-punt tied him for third in the AFC. Rouen had just one punt in the season-opener, but served notice of the type of year he would have by booming a season-best 59-yarder. He matched that effort again later in the year at San Diego (10/23). His best average per punt (excluding the one-punt, 59-yard effort in the opener) came at Buffalo (9/26) when he covered 100 yards with his two punts (52, 48) for a 50.0-yard average. He was busiest in the game at the L.A. Raiders (12/11) with eight punts for 337 yards (42.1 average). For the season Rouen placed 23 of his 76 punts inside the opponents' 20-yard line. **1993:** Rouen punted exceptionally well after earning a roster spot in training camp and preseason. He finished second in the AFC and second in the NFL with a 45.0-yard punting average, fourth-best in Bronco history, and a 37.1-yard net average. Rouen's best game came at San Diego where he averaged 50.5 yards on six punts. **1992:** Rouen played for the World League of American Football's Ohio Glory, and participated in the training camp of the L.A. Rams. Rouen earned All-World League honors with a 41.5-yard punt average. **1991:** Rouen was a free agent in the New York Giants' training camp.

COLLEGE: Rouen finished his collegiate career with a 42.8-yard average, playing for both Colorado (1988-90) and Colorado State (1987). As a junior, Rouen led the nation in punting with a 45.9-yard average, earning him All-America honors.

PERSONAL: Tom is single and makes his offseason home in Aurora, Colo. He attended Heritage High School in Littleton, Colo., playing both football and baseball. Tom is heavily active in the community, frequently speaking at schools and functions in the metro Denver area. Thomas Francis Rouen was born June 9, 1968 in Hinsdale, Ill.

ROUEN'S REGULAR SEASON RECORD

Year	Club	G	S	No.	Yds.	Avg.	Net.	TB	In 20	LG	Blk.
1993	Denver	16	0	67	3,017	45.0	37.1	8	17	62	1
1994	Denver	16	0	76	3,258	42.9	37.1	8	23	59	0
1995	Denver	16	0	52	2,192	42.2	37.6	3	22	61	1
1996	Denver	16	0	65	2,714	41.8	38.2	5	16	57	0
1997	Denver	16	0	60	2,598	43.3	38.1	4	22	57	0
CAREER TOTAL		80	0	320	13,779	43.1	37.2	28	100	62	2

ADDITIONAL STATISTICS: Rushed once for no yards, 1993.

ROUEN'S POSTSEASON RECORD

Year	Club	G	S	No.	Yds.	Avg.	Net.	TB	In 20	LG	Blk.
1993	Denver	1	0	4	135	33.8	28.8	1	0	45	0
1996	Denver	1	0	5	213	42.6	32.0	1	3	52	0
1997	Denver	4	0	17	619	36.4	31.4	1	6	53	1
CAREER TOTAL		6	0	26	967	37.2	32.2	3	9	53	1



STEVE RUSS LINEBACKER

6-4 • 245 • 2ND YR. • AIR FORCE

BORN: September 16, 1972 in Stetsonville, Wisc.
HIGH SCHOOL: Medford High School, Stetsonville, Wisc.
RESIDES: Denver, Colo.
ACQUIRED: Draft #7a (218th overall), 1995
PRO YEAR: 2nd • **YEAR WITH BRONCOS:** 2nd
NFL GAMES PLAYED/STARTED: 14/0

58

Steve Russ received a long-awaited opportunity in 1997 to show what he can do on the football field, and he did not disappoint, showing great potential for the future as a linebacker and special teams performer. A 1995 seventh-round pick by Denver (218th overall), Russ spent two years fulfilling his commitment to the United States Air Force before being able to join the Broncos full-time. Second Lt. Russ was stationed at Wright-Patterson Air Force Base in Dayton, Ohio, where he served as a program manager for the Aeronautical Systems Center Contracting Directorate. During both years he was able to accrue enough leave time to gain permission to participate in the Broncos' mini-camps and training camp, but was unable to stay for the regular season. He spent both seasons on the Reserve/Military list.

1997: Russ saw action in 14 of the 16 games on special teams and made 11 tackles. He was declared inactive vs. Oakland (11/24) and at San Diego (11/30) because of a strained hamstring suffered at Kansas City (11/16). He recorded a season-high three special teams tackles at Oakland (10/19). **Postseason:** Russ was declared inactive for all four postseason games.

1996: Russ participated in mini-camp and training camp — and played in two preseason games (Carolina and Dallas) — but returned to Wright-Patterson Air Force Base in August to resume his commitment to the U.S. Air Force. He spent the season on "reserve/military" status. **1995:** Russ participated in the first three weeks of training camp, and played in the first two preseason games — including the American Bowl game vs. San Francisco in Tokyo — but spent the season on the reserve/military list while fulfilling his Air Force commitments.

COLLEGE: Russ finished his football career at the Air Force Academy with 201 tackles (105 solo) in 36 games, 22 of which were starts. As a senior in 1994, Russ started all 12 games at inside linebacker and earned third-team All-America honors from The Poor Man's Guide to the NFL Draft. He was also a second-team All-Western Athletic Conference pick. He led the team with 113 tackles (59 solo), two sacks, five tackles for loss (-13), one interception and four passes defended. His interception came against Colorado State, and was returned 21 yards. He had a career-high 17 tackles (10 solo) in a 10-6 Falcons win over Army, and added nine stops, an eight-yard sack and a three-yard loss vs. Notre Dame. Russ played in all 12 games and made 10 starts at inside linebacker as a junior, after seeing action in 11 as a sophomore and just one as a freshman. He received his bachelor of science degree in management in May 1995.

PERSONAL: Russ was an all-conference selection as a defensive end and tight end at Medford High School in Stetsonville, Wisc. He was all-district, all-state and conference Defensive Player of the Year as a senior. Russ was also a three-time all-conference and two-time all-district performer in basketball, earning all-state and Conference Player of the Year honors in the latter as a senior, averaging 24.5 points per game as a forward. He lettered all four years in track and won the state title in the 300-meter dash. He also set school records in the 100, 200, and 300-meter dashes, the 110-meter high hurdles and the triple jump. Russ was born Sept. 16, 1972 in Stetsonville, Wisc.

RUSS' REGULAR SEASON RECORD

Year	Club	G	S	UT	A	TT	S-Yds.	I-Yds.	PD	FF	FR	TD-Int.	TD-FR	S	Pts.
1995	Denver														
1996	Denver														
1997	Denver	14	0	0	0	0	0-0	0-0	0	0	0	0	0	0	0
CAREER TOTAL		14	0	0	0	0	0-0	0-0	0	0	0	0	0	0	0

ADDITIONAL STATISTICS: Special teams tackles — 1997 (11).



MARK SCHLERETH GUARD

6-3 • 287 • 10TH YR. • IDAHO

BORN: January 25, 1966 in Anchorage, Ak.
HIGH SCHOOL: Robert Service High School, Anchorage, Ak.
RESIDES: Littleton, Colo.
ACQUIRED: Unrestricted Free Agent (Washington), 1995
PRO YEAR: 10th • **YEAR WITH BRONCOS:** 4th
NFL GAMES PLAYED/STARTED: 116/100

69

When one thinks of the word persistence and how it equates to football, the image of Mark Schlereth immediately comes to mind for the toughness and ability to overcome adversity that he has shown throughout his nine years in the NFL. Despite having 20 surgeries to various parts of his anatomy over his playing career, he continues to perform at an All-Pro level, as his 1997 All-NFL selection by Sports Illustrated attests. Schlereth, one of only 30 players to win a Super Bowl with two different teams — and one of just 13 to win one in each conference — has played in 116 games (100 starts) and has started all 12 postseason games in which he has played, including Super Bowl XXVI for Washington and Super Bowl XXXII for Denver. He was named to the 1991 NFC Pro Bowl squad as a member of the Redskins, and at one point in his career had started in 43 consecutive games. The nine-year NFL veteran, who came to Denver as a free agent in 1995, is one of only four Alaskan-born players in the league. He was originally a 10th round pick (263rd overall) out of Idaho by the Redskins, and joined the Broncos as an unrestricted free agent in 1995.

1997: Schlereth — named All-NFL by Sports Illustrated and winner of the Halas Award by the Pro Football Writers of America — started the first 11 games of the season at left guard before being sidelined by a disc injury in his back. He underwent surgery on the herniated disc Nov. 20, and missed the final five weeks of the regular season. Schlereth returned to practice during the final week of the regular season, in preparation for the AFC Wild Card Playoff game vs. Jacksonville (12/27/97). The surgery was the 20th he has endured, the majority of which have been performed on his knees (16). **Postseason:** Schlereth started all four postseason games at left guard as part of an offensive line that dominated opponents and allowed the Broncos to control games with its rushing attack. Denver averaged 187 rushing yards per game in the postseason, and the offensive line was named NFL Offensive Player of the Week for the Wild Card weekend. Schlereth joined a list of just 30 NFL players who have won a Super Bowl with more than one team (Washington, SB XXVI), and is one of just 13 to win one in each conference. In Super Bowl XXXII vs. Green Bay (1/25/98), Schlereth started at left guard on his 32nd birthday and became the seventh player to start in a Super Bowl on his birthday and the sixth to be on the winning team. He is the first to do so since Lester Hayes started at cornerback for the Los Angeles Raiders in Super Bowl XVIII. The other five players to start in Super Bowls on their birthday are Washington LB Neal Olkewicz (Super Bowl XVII), Cincinnati FS Brian Hicks (Super Bowl XVI), Dallas OT Randy White (Super Bowl XII), Miami DE Bill Stanfill (Super Bowl VIII) and Green Bay T Ron Kostelnik (Super Bowl II). All were winners except for Hicks.

1996: Schlereth started 14 of the 16 regular season games at left guard for a unit that cleared the way for the AFC's leading rusher (Terrell Davis, 1,538 yards) and allowed just 31 sacks. He missed the Minnesota contest (11/24) because of a left knee injury and then missed the season finale at San Diego because of a right knee injury. Schlereth underwent arthroscopic surgery on his left knee Nov. 18 and missed just one game (at Minn., 11/24) before returning to action vs. Seattle (12/1). He felt the irritation to his cartilage during the New England game (11/17) and sat out the second half. He suffered an irritation to his right knee vs. Oakland (12/15) and underwent his fifth arthroscopic surgery on that knee Dec. 17, while also undergoing the 10th arthroscopy on his left knee the same day. He added the 11th surgery to his left knee following the season-ending playoff loss to Jacksonville (1/4/97) on January 6, 1997. Schlereth also missed most of the Cincinnati game (9/29) after suffering an ankle sprain on the Broncos' first possession. The injury kept him out the rest of the game, and put his status in question for the San Diego (10/6) game, but he started and played the whole contest. Schlereth also underwent arthroscopic surgery on his left knee in the preseason and missed three weeks, but still managed to play in the final two preseason contests to tune up for the opener. Overall, Schlereth underwent five surgeries (four knee and one ankle) between the start of training camp and the end of the regular season, but missed just two regular season starts. **1995:** Schlereth started all 16 games at left guard, helping the Broncos' offense improve from 10th in the NFL in 1994 to 3rd in 1995 (1st in AFC). Schlereth

suffered a slight impingement in his knee at Kansas City (12/17), and underwent an MRI (12/18) that proved negative. Schlereth was a big part of a Broncos offensive line that paved the way for a 240-yard rushing day against Seattle (12/10), the most by a Denver team since Dec. 8, 1974, when the Broncos racked up 243 yards against Houston. Displaying his toughness, Schlereth started at left guard vs. Oakland (10/16) and played the entire first half, despite having undergone surgery to remove a kidney stone less than 24 hours before the game. He sat out the second half after the Broncos had built a 14-0 halftime lead. **1994:** Schlereth played in all 16 games – including five starts at right guard – for the Redskins and participated in 607 of a possible 1,016 snaps (60%). He played in every game despite having to recover from various physical problems that hampered his success in 1992 and '93. He played all of the season opener vs. Seattle (9/4) and a Week 15 (12/18) matchup vs. Tampa Bay. He also started the season finale at the Rams (12/24). **1993:** Schlereth played in nine games, starting eight. In week one, he and his offensive linemates helped Brian Mitchell to a 116-yard rushing performance vs. Dallas (9/6). They sealed the 35-16 victory over the defending world champions with a 99-yard drive late in the third quarter. He had started 43 consecutive games until he injured his left knee before a week three matchup at Philadelphia (9/19). He came back the following week and started every game until week nine at the Giants, when he was diagnosed with Guillain-Barre syndrome, a neurological condition that involves the destruction of the outside covering around nerves or the extensions of the nerve cells that carry signals. It strikes one out of every 100,000 people. Guillain-Barre syndrome short-circuits the route between the impulses sent from the brain and the body's muscles and produces weakness in the body's extremities, and can be life-threatening. The syndrome tends to move up the body, from the feet to the legs to the thighs to the hands. It forced Mark to be placed on injured reserve for the rest of the season. **1992:** Despite playing in constant pain on a left knee sprain and a right elbow sprain that required surgery on the same day following the season, Mark was the only Redskin offensive linemen to start every game at the same position, including both playoff games. **1991:** Schlereth enjoyed the finest season of his career, starting all 16 games and being selected to the Pro Bowl for the first time in his career. He also started all three playoff games, as the Redskins went on to win Super Bowl XXVI over Buffalo 37-24. He also earned three Redskin offensive player of the week honors (11/3 vs. Hou.; 11/17 at Pitt.; 12/15 vs. Giants). He was one of the reasons the Redskins allowed a league-low nine sacks (team record) and had the league's seventh-best rushing attack (128.1 yards per game). The Redskins offensive line also helped to produce a 1,000-yard rusher that season in Earnest Byner, who finished the season with 1,048 yards on 274 carries (3.8 avg.) and five touchdowns. **1990:** Schlereth played in 12 games, starting seven, and also started both playoff games. He started the first four games of the season, then suffered a sprained ankle at Detroit (11/4) that sidelined him for four weeks. He returned to the starting lineup in a 25-10 victory at New England (12/15). Schlereth started at Philadelphia in an NFC Wild Card Game (1/5) and at San Francisco in an NFC Divisional Playoff Game (1/12). **1989:** Mark started all six games in which he played during his rookie campaign. He got his first career start at right guard in a 10-3 victory at Philadelphia (11/12). He had to move into the starting lineup due to various injuries to the starters.

COLLEGE: Mark played nose tackle, defensive tackle and center before settling in at guard in his junior season at Idaho. Despite being hampered by knee and elbow injuries, Mark came back his senior season to help the Vandals to the I-AA semifinals and a school record 11 victories (11-2).

PERSONAL: Mark attended Robert Service High School in Anchorage, Ak., where he won the state heavyweight wrestling title despite being the lightest competitor at 210 pounds. He was one of the most active players in community and charity appearances as a member of the Redskins, and has continued that commitment in Denver. Schlereth has talked to many children about his battle with dyslexia, and was named the Professional Athlete of the Year in the state of Idaho in 1991, edging out college teammate and current Seahawks quarterback John Friesz. Mark and his wife Lisa have three children: daughters Alex and Avery, and son Daniel. Mark and his wife are also involved in Ronald McDonald House, and he is a past honorary co-chairman of Camp Dynamite, working with disadvantaged children in Southeast Washington, D.C. The one-week camp in Lancaster, Pa., exposes children to sports, singing, arts and crafts and other activities not available in Southeast Washington. During the season, Schlereth opens his home to players and staff members for a Monday Night Bible study which is usually attended by about 20-25 people and is led by Team Chaplain Bill Rader. Schlereth joined Broncos offensive linemates David Diaz-Infante and Tony Jones for an appearance on NBC's Late Night with Conan O'Brien show in late January 1998, days after the Broncos' Super Bowl victory over Green Bay. Schlereth is also the first native born Alaskan to play in the NFL. His teammates refer to him by a nickname given to him by his former Redskin teammates, Stinky, after stinkheads, an Eskimo delicacy made from rotting fish heads.

SCHLERETH'S REGULAR SEASON RECORD

Year	Club	G	S
1989	Washington	6	6
1990	Washington	12	7
1991	Washington	16	16
1992	Washington	16	16
1993	Washington	9	8
1994	Washington	16	6
1995	Denver	16	16
1996	Denver	14	14
1997	Denver	11	11
CAREER TOTAL		116	100

SCHLERETH'S POSTSEASON RECORD

Year	Club	G	S
1990	Washington	2	2
1991	Washington	3	3
1992	Washington	2	2
1996	Denver	1	1
1997	Denver	4	4
CAREER TOTAL		12	12



SHANNON SHARPE

TIGHT END

6-2 • 228 • 9TH YR. • SAVANNAH STATE

BORN: June 26, 1968 in Chicago, Ill.
HIGH SCHOOL: Glennville High School, Glennville, Ga.
RESIDES: Glennville, Ga.
ACQUIRED: Draft #7 (192nd overall), 1990
PRO YEAR: 9th • **YEAR WITH BRONCOS:** 9th
NFL GAMES PLAYED/STARTED: 123/90

84

The numbers being put up on a yearly basis by Broncos' All-Pro tight end Shannon Sharpe are not only beginning to make a lot of noise in Denver's record books, but they are beginning to reach Hall of Fame proportions. The eight-year veteran has produced three 1,000-yard receiving seasons (tied for 1st in NFL history by a tight end), six straight 50-catch seasons (tied for the franchise record) and has been selected to six straight Pro Bowls. Sharpe entered the NFL in 1990 as the Broncos' seventh-round selection (192nd overall) out of Savannah State. *Here is a look at some of Sharpe's more prominent career statistical notes after eight seasons:*

- Shannon Sharpe has now played in 123 games (90 starts) with 465 career receptions (third all-time in franchise history), 5,991 receiving yards (6th) and 34 touchdown receptions (6th).
- He shares the team record for most receptions in a game (13) and most touchdown receptions in a game (3), and holds the record for most receptions in a postseason contest (13), which is also tied with Kellen Winslow (1981) and Thurman Thomas (1989) as an NFL postseason record.
- Sharpe ranks third in franchise history with 15 games of 100 or more receiving yards (including one in the postseason).
- He has played in eight postseason contests — all starts — and ranks second in franchise playoff history in receptions (33) and third in receiving yards (396), for an average of 12.0 with two touchdowns.
- Sharpe has been selected to six straight Pro Bowls, tied for fourth-most in club history.
- He is one of only four tight ends in NFL annals to post more than one 1,000-yard receiving season (3), and has more receptions and yards than any tight end in the NFL since he entered the league in 1990.

1997: Sharpe started all 16 games and was selected to his sixth straight Pro Bowl, named All-NFL by the Associated Press for the fourth time in his career (third time as a first-teamer), and also named first-team All-NFL by *The Sporting News*, *USA Today*, *Pro Football Weekly* and *College & Pro Football Newsweekly*. He was also named second-team All-NFL by *Football Digest* and All-AFC *Pro Football Weekly*. Sharpe ranked second on the team with 72 receptions for 1,107 yards (15.4; career-best) with three touchdowns, posting the third 1,000-yard season of his career to tie Todd Christensen for the NFL tight end record. He began his milestone pursuit in Week One by moving into third place on the Broncos' all-time receiving list, catching four passes to raise his career total to 397. The second-quarter 15-yard catch moved him past Riley Odoms, and also

TOP ACTIVE TOUCHDOWN CONNECTIONS IN THE NFL SINCE 1994

QUARTERBACK & RECEIVER	TEAM	TDs
1. Jeff Blake & Carl Pickens	Cincinnati	41
2. Scott Mitchell & Herman Moore	Detroit	32
3. Drew Bledsoe & Ben Coates	New England	30
4. Steve Young & Jerry Rice	San Francisco	27
5. Brett Favre & Robert Brooks	Green Bay	26
6. Troy Aikman & Michael Irvin	Dallas	25
7. John Elway & Shannon Sharpe	Denver	20

made him the leading pass-catching tight end in franchise history. Two weeks later vs. St. Louis (9/14) he caught two passes for 20 yards in the first quarter to top the 5,000-yard career mark before a twisted left ankle forced him from the contest. He returned to the starting lineup a week later vs. Cincinnati (9/21). Sharpe's 11th regular season 100-yard game came the following week in his return to his native Georgia to take on the Atlanta Falcons (9/28). He caught six passes for 119 yards on the day, including a then-career-best 65-yard touchdown from John Elway on the fourth play from scrimmage in Denver's 29-21 win. Sharpe had 93 receiving yards by the half, and his three first-half receptions put he and his brother Sterling at over 1,000 receptions for their careers, a first by a brother combination. His one TD reception tied Al Denson (32) for sixth place in all-time touchdown receptions by a Bronco. Sharpe passed Vance Johnson (416) on the Broncos' all-time receptions list at Oakland (10/19), catching eight passes for 94 yards. His highest yardage output of the season came in Denver's 34-0 shutout of Carolina (11/9), as he caught eight passes for 174 yards, the second-highest total of his career, topped only by the 180 he had in Week One of 1995 (vs. Buffalo, 9/3). It was also his second eight-catch game of the season. This was the 13th 100-yard receiving game of Sharpe's career and the 12th such game in the regular season, third most in franchise history behind Lionel Taylor (24) and Steve Watson (15 regular season). He also moved past Haven Moses (5,450) for fifth place in club history in receiving yards during the contest. The next week at Kansas City (11/16), he caught three passes for 27 yards and a touchdown in Denver's 24-22 loss. The TD was the 33rd of Sharpe's career, moving him into sixth place in franchise history, passing Al Denson. In Denver's 31-3 Monday Night Football win over Oakland (11/24) he caught 10 passes for 142 yards, the fifth 10-catch game of his career, one off the NFL record for tight ends (Kellen Winslow). He also became just the second player in franchise history to record six total and consecutive 50-catch seasons, joining Lionel Taylor (1960-65). He closed the regular season vs. San Diego (12/21) on a high note with eight receptions for 162 yards and a 68-yard touchdown, the longest of his career. It marked his 15th career 100-yard game, the 14th in the regular season. He and his brother Sterling have now combined for 99 career touchdowns, the most ever by a brother combination. **Postseason:** Sharpe finished the postseason with a team-high (tie) 12 receptions for 149 yards (second on team), for a 12.4 average with a long of 23. In Denver's 42-17 Wild Card victory over Jacksonville (12/27/97) Sharpe moved into sixth place in postseason receiving yards by a Bronco, passing Ricky Nattiel (251) and Michael Young (255). He also passed Mark Jackson (21) for third place in postseason receptions by a Bronco. He added two receptions for 33 yards (long of 22) in Denver's 14-10 Divisional Playoff win at Kansas City (1/4/98). In Denver's 24-21 AFC Championship victory at Pittsburgh (1/11/98) Sharpe caught three passes for 49 yards, including an 8-yarder on third-and-six with 2:00 remaining in the game to all but wrap up Denver's fifth Super Bowl appearance.

RAZOR SHARPE (PART I)

NFL'S LEADING TIGHT ENDS, 1997				NFL RECEPTION LEADERS SINCE 1993			
PLAYER	REC.	YOS.	TD	PLAYER	REC.	YOS.	TD
1. Shannon Sharpe, Denver	72	1,107	3	1. Cris Carter, Minnesota	523		
2. Eric Green, Baltimore	65	601	5	2. Herman Moore, Detroit	466		
3. Ben Coates, New England	61	698	7	3. Tim Brown, Oakland	447		
4. Wesley Walls, Carolina	58	746	6	4. Jerry Rice, San Francisco	440		
5. Ricky Dudley, Oakland	48	787	7	5. Michael Irvin, Dallas	405		
6. Jamie Asher, Washington	49	474	0	6. Shannon Sharpe, Denver	383		
7. Eric Bjornson, Dallas	47	442	0	7. Carl Pickens, Cincinnati	365		

NFL'S LEADING TIGHT ENDS SINCE 1990				YARDS			
PLAYER	REC.	YOS.	TD	PLAYER	REC.	YOS.	TD
1. Shannon Sharpe, Denver	465			1. Shannon Sharpe, Denver	5,991		
2. Ben Coates, New England	386			2. Ben Coates, New England	4,368		
3. Brent Jones, San Francisco	356			3. Brent Jones, San Francisco	4,249		
4. Eric Green, Baltimore/Pittsburgh/Miami	321			4. Eric Green, Baltimore/Pittsburgh/Miami	3,931		
5. Jackie Harris, Tampa Bay	271			5. Jackie Harris, Tampa Bay	3,273		

RAZOR SHARPE (PART II)

On Dec. 21, 1997 vs. San Diego, Shannon Sharpe went over the 1,000-yard mark in receiving yards for the season, the third time he has topped the 1,000-yard plateau in his career. He is now one of only four tight ends in NFL history to have multiple 1,000-yard seasons, and one of just three to post three. Sharpe now owns three of the 12 1,000-yard seasons posted by tight ends in league annals:

MULTIPLE 1,000-YARD SEASONS BY A TIGHT END

PLAYER	TEAM	NO. (YEARS)	YARDAGE TOTALS
Shannon Sharpe	Denver	3 (1994, 1996-97)	(1,010) (1,062) (1,107)
Todd Christensen	L.A. Raiders	3 (1983-84, 1986)	(1,247) (1,007) (1,153)
Kellen Winslow	San Diego	3 (1983, 1985-86)	(1,172) (1,075) (1,290)
Ozzie Newsome	Cleveland	2 (1981, 1984)	(1,004) (1,001)

During the game he passed Haven Moses (314) for fifth place and tied Steve Watson (358) for fourth place on the Broncos' all-time postseason list for receiving yards. In the Broncos' 31-24 victory over Green Bay in Super Bowl XXXII (1/25/98) Sharpe was Denver's leading receiver, reeling in five passes for 38 yards with a long of 12. He also did a magnificent blocking job on Green Bay LB Seth Joyner, enabling teammate Terrell Davis to rush for 157 yards (the team ran for 179) and earn MVP honors. During the contest, Sharpe moved past Steve Watson (358) for fourth place and Steve Sewell (375) for third place on the teams' all-time postseason receiving yardage list. He also passed Sewell (31) for second place all-time in postseason receptions by a Bronco.

1996: Sharpe — selected to his fifth consecutive Pro Bowl and named first-team All-Pro by the Associated Press, *Sports Illustrated*, *The Sporting News*, *Pro Football Weekly*, *Football Digest* and *College & Pro Football Newsweekly* — started 15 of the 16 regular season games at tight end, missing only the season finale at San Diego (12/22) when he was declared inactive to rest a sore ankle for the playoffs. He was also named All-AFC by UPI and *Football News*. For the year he tied for eighth in the AFC in receptions (80; 16th NFL) and was ninth in receiving yards (1,062; 15th NFL) for an average of 13.3 yards per catch with 10 touchdowns (T8th AFC/T13th NFL), establishing a new career high. His 1,062 receiving yards also represented a career high, topping his 1,010-yard effort in 1993. Sharpe led all NFL tight ends in receptions, receiving yardage and receiving touchdowns. With his 10 touchdowns Sharpe joined Terrell Davis (15 TDs) to give Denver two players with double-figure touchdowns in the same season for the first time in franchise history. Sharpe had a seven-game stretch early in the year (9/22-11/10) in which he topped the 100-yard mark three times and was over 90 twice, for an average of 107.6 yards per game. His four-catch, 21-yard, one-touchdown performance vs. Seattle (12/1) gave him career single-season bests in receiving yardage (finished at 1,062) and receiving touchdowns (10; previous best was nine in '93). Sharpe's longest reception was a 51-yarder vs. Chicago (11/10), and he also had a 46-yard touchdown to his credit, vs. Kansas City (10/27). He, along with Davis and quarterback John Elway, made the Broncos just the fifth team in NFL history to have a 3,000-yard passer, 1,500-yard rusher and a 1,000-receiver in the same season. Sharpe's 1,000-yard effort was the second of his career, making him one of only four tight ends in league annals to have more than one 1,000-yard receiving seasons. He left the season-opener vs. the Jets (9/1) in the third quar-

TOP BROTHER COMBINATIONS IN NFL HISTORY

Shannon Sharpe and his brother Sterling have combined for more receptions, yards and touchdowns than any other brother combination in NFL history. They also rank second all-time in Pro Bowl selections by a brother combination.

ALL-TIME NFL BROTHER COMBINATIONS, RECEIVING (IN ORDER OF RECEPTIONS)

BROTHERS	RECEPTIONS	YARDS	AVG.	TDs
Shannon/Sterling Sharpe	1,060 (465/595)	14,125 (5,991/8,134)	13.3 (12.9/13.7)	99 (34/65)
Derrick/Ronnie Harmon	587 (23/564)	6,082 (203/5,879)	10.4 (8.8/10.4)	24 (0/24)
Eddie/Walter Payton	494 (2/492)	4,548 (10/4,538)	9.2 (5.0/9.2)	15 (0/15)
Earl/Jimmy/Mike Thomas	365 (106/67/192)	4,585 (1,651/923/2,011)	12.6 (15.6/13.8/10.5)	33 (14/8/11)
Cleo/Ty/Wilb. Montgomery	293 (2/18/273)	2,700 (29/169/2,502)	9.2 (14.5/9.4/9.2)	13 (0/1/13)
Gios./Tom/Willie Richardson	288 (92/1/195)	4,931 (1,876/5/2,950)	17.1 (21.5/15.1)	43 (18/0/25)
Dwayne/Hewitt Dixon	269 (6/263)	2,906 (87/2,819)	10.8 (14.5/10.7)	13 (0/13)
John/Mike Tice	265 (158/107)	2,497 (1,603/894)	9.4 (10.1/8.4)	26 (15/11)
Archie/Keith/Ray Griffin#	253 (192/61/0)	2,067 (1,607/460/0)	8.2 (8.4/7.5/0)	8 (6/2/0)
Keith/Kerry Cash	250 (118/132)	2,563 (1,136/1,427)	10.3 (9.6/10.8)	19 (10/9)

#Ray Griffin was a defensive back only

MOST PRO BOWL SELECTIONS BY A BROTHER COMBINATION

BROTHERS	NO.	SEASONS	TEAMS
Bruce/Clay Matthews	14	1988-97/1985, 1987-89	Oilers/Cleveland
Shannon/Sterling Sharpe	11	1992-97/1989-90, 1992-94	Denver/Green Bay
Jay/Joe Hilgenberg	8	1985-91/1992	Chicago/New Orleans

ALL-TIME BRONCOS POSTSEASON RECEIVING LEADERS

RECEPTIONS		YARDS	
PLAYER	REC.	PLAYER	Yds.
1. Vance Johnson	40	1. Vance Johnson	715
2. Shannon Sharpe	33	2. Mark Jackson	425
3. Steve Sewell	31	3. Shannon Sharpe	396

ter with a mild ankle sprain after recording four receptions for 55 yards and a touchdown, but was well enough to start at Seattle a week later (9/8). In Week Four at Kansas City (9/22) Sharpe had his first big breakout game of the season, hauling in a game-high nine passes for 131 yards, followed by a game-high six passes for 60 yards and one touchdown the following week at Cincinnati (9/29). The next week vs. San Diego (10/6) Sharpe had a career day, hauling in a franchise-record (tie) 13 passes for 153 yards and three touchdowns in Denver's 28-17 come-from-behind victory. The three touchdowns tied his previous best, which he shares with several other players as the franchise record. Sharpe's touchdowns came on passes of 20, 20 and 3 yards from John Elway. In the game, Sharpe also moved ahead of Al Denson (4,150) into eighth place on the Broncos' career receiving yardage chart, and moved into seventh all-time on the touchdown reception chart, surpassing Mark Jackson, Bob Scarpitto and Rick Upchurch. He was named the Miller Lite/NFL Player of the Week for his performance. Versus Baltimore (10/20) Sharpe caught a game-high nine passes for a season-high 161 yards, with a long of 32 yards, his longest of the season. It was his third 100-yard game in the past four outings. The following week vs. Kansas City (10/27) Sharpe continued his midseason onslaught by catching a game-high six passes for 99 yards, with two touchdowns. Both scores came in the first quarter: the first a season-best 46-yarder and the second a 10-yarder in Denver's 34-7 win. Against Chicago (11/10) he caught five passes for a game-high 92 yards, and hauled in his ninth touchdown pass of the year to tie his previous career high set in 1993. Two weeks later at Minnesota (11/24) Sharpe caught four passes for a game-high 90 yards to move ahead of Mark Jackson (4,746) into sixth place on the Broncos' all-time receiving yardage chart. He took a vicious blow under his chin in the second quarter from Orlando Thomas, but remained in the contest and helped lead Denver to a 21-17 come-from-behind win. The next week vs. Seattle (12/1) Sharpe moved past his previous single-season yardage best of 1,010 set in 1993, and topped his previous single-season touchdown best of nine (also '93). His one-yard touchdown reception in the first quarter put Denver ahead 7-0 en route to a 34-7 win. Two weeks later vs. Oakland (12/15) he was hit hard after making his one catch on the day and sustained an injury to his hip that kept him out of the rest of the game. In the regular season finale at San Diego (12/22) Sharpe missed his only game of the year when he was declared inactive to rest a sore ankle. In Denver's AFC Divisional Playoff vs. Jacksonville (1/4/97) he started at tight end and caught two passes for 31 yards, including an 18-yard touchdown from John Elway to put Denver ahead 12-0 in the first quarter. **1995:** Sharpe, who was selected as a Pro Bowl reserve (fourth straight Pro Bowl), played in the first 13 games and started 12, despite continuing to be bothered by sore ankles. He was named second-team All-Pro at tight end by the Associated Press. Sharpe's 63 receptions were the 12th-most in the AFC, while his 756 receiving yards

THE EXCLUSIVE 3,000-1,500-1,000 CLUB

The Broncos' John Elway, Terrell Davis, Rod Smith and **Shannon Sharpe** proved to be one of the best quadruple threats in the NFL during the 1997 season. The quartet combined to pull off one of the rarest feats in NFL history, and now Denver is the only franchise in league history to do so in consecutive seasons. Denver is now one of only nine teams in NFL history to produce a 3,000-yard passer, a 1,500-yard rusher and a 1,000-yard receiver in the same season. Also, the four players combined to produce a 3,000-yard passer, 1,500-yard rusher and two 1,000-yard receivers in 1997, a feat that, along with Detroit in 1995 and '97, has been accomplished only three times in NFL history:

TEAM (YEAR)	QUARTERBACK	RUNNING BACK	RECEIVER
Denver (1997)	John Elway (3,362)	Terrell Davis (1,750)	Rod Smith (1,127)
Detroit (1997)	Scott Mitchell (3,484)	Barry Sanders (2,053)	Shannon Sharpe* (1,107)
Pittsburgh (1997)	Kordell Stewart (3,020)	Jerome Bettis (1,665)	Herman Moore (1,293)
Denver (1996)	John Elway (3,328)	Terrell Davis (1,538)	Johnny Morton (1,057)
Dallas (1995)	Troy Aikman (3,304)	Emmitt Smith (1,773)	Yancey Thigpen (1,398)
Detroit (1995)	Scott Mitchell (4,338)	Barry Sanders (1,500)	Shannon Sharpe* (1,062)
Dallas (1992)	Troy Aikman (3,445)	Emmitt Smith (1,713)	Michael Irvin (1,603)
N.Y. Giants (1986)	Phil Simms (3,487)	Joe Morris (1,516)	Herman Moore (1,688)
Tampa Bay (1984)	Steve DeBerg (3,554)	James Wilder (1,544)	Brett Perriman (1,488)
			Michael Irvin (1,396)
			Mark Bavaro* (1,001)
			Kevin House (1,005)

*only tight ends to account for "receiver" portion of trio.

SHARPE JOINS THE 400 AND 5,000 CLUBS

Shannon Sharpe went over the 400-reception plateau on Sept. 7, 1997, with a four-catch, 62-yard effort at Seattle. He is the third Bronco with 400 receptions and 13th tight end in NFL history to reach that milestone. Sharpe also went over the 5,000-yard receiving mark for his career in Denver's 35-14 win over St. Louis Sept. 14, 1997, making him the sixth Bronco to accomplish the feat and the 19th tight end to do so.

ranked 16th, despite missing three games entirely, and playing sparingly in three others due to injury. He was second among all NFL tight ends in both receptions and receiving yards. In the season opener vs. Buffalo (9/3), Sharpe made a magnificent 1995 debut, tying a regular season career best with 10 receptions, and establishing a new career high with 180 yards, fourth-most all-time by a Bronco in a single game. It was the seventh 100-yard game of his career, and the most receiving yards by a Bronco since Steve Watson accumulated 183 on 10 catches at the L.A. Raiders on 12/12/82. Sharpe suffered an ankle sprain against Washington (9/17) and missed the final three quarters of that game, but was back in the lineup — though not at 100% — the following week at San Diego (9/24). His first touchdown reception of the year came at New England (10/8). Sharpe's second-best game of the year came vs. San Diego (11/19) when he caught a game-high eight passes for 137 yards and one touchdown, with a long of 40. Sharpe's fourth and final TD of the season came Dec. 3 against Jacksonville, before he took a blow to the face and suffered an orbital fracture to his left eye in the second quarter. He underwent surgery on the eye Dec. 7, forcing him to miss the final three games of the season (against Seattle, 12/10; at Kansas City, 12/17; and at Oakland, 12/24), but he was not placed on the injured reserve list. **1994:** Sharpe was selected to his third straight Pro Bowl as he posted career-best numbers in receptions (87) and yardage (1,010), though he did not play in the Pro Bowl game because of ankle and knee injuries. His 87 catches were the most by any Bronco since 1961 (Lionel Taylor, 100) and the third-most all-time for a Denver player. He ranked fourth in the AFC and eighth in the NFL in receptions. His 1,010-yard total was second-best on the team as well as ninth in the AFC, and gave Sharpe his first 1,000-yard season after just missing with 995 in 1993. He joined Anthony Miller (1,107 yards) to give Denver two 1,000-yard receivers in the same season for the first time in franchise history. He scored four touchdowns and had six or more catches on eight occasions. He and his brother Sterling (Green Bay Packers) remain the only brother combination to lead their teams in receptions in the same year, as they have now done for three straight seasons. Sharpe matched his career high with 10 receptions (95 yards) in Denver's dramatic overtime victory at Kansas City (12/4), and followed that a week later with nine catches for 89 yards at the Raiders (12/11). His career high in yardage came in game seven at San Diego (10/23) when he gained 121 yards on six catches, including a 44-yard pass from Elway for his longest reception of the year. Sharpe played in 15 of the Broncos' 16 games and made 13 starts. After an outstanding opening day (9/4) on which he caught nine passes for 97 yards against San Diego, he was placed on the inactive list for game two at the N.Y. Jets (9/11) because of a knee injury suffered in the opener. He was expected to miss up to five weeks, but returned for spot duty the next weekend at the L.A. Raiders and went without a catch for the first time since Nov. 30, 1992. He returned to the starting lineup in game five at Seattle and stayed there the rest of the season, playing through the pain of aching knees and ankles. He did not practice at all the week of the Cleveland game (10/30), but showed up on Sunday to lead the team in receptions (9) and yards (85). **1993:** Sharpe was named to his second straight Pro Bowl, along with being named to virtually every All-NFL team. He led the Broncos in receptions with 81, which ranked third in the AFC and eighth in the NFL. His 81 receptions ranked fourth in Bronco history, and were at the time the most since Lionel Taylor's 85 in 1965. Sharpe was also on the receiving end of nine TD passes, which tied for second in the AFC. He accounted for at least two receptions in every game in 1993, with his season high coming against Kansas City (12/12). In that game Sharpe recorded 10 receptions for 65 yards and three touchdowns. His best game yardage-wise came in the season finale at the L.A. Raiders (1/2)

SHARPE'S 50-CATCH SEASONS

With his 10-catch performance against Oakland Nov. 24, 1997, Shannon Sharpe went over the 50-catch plateau for the sixth consecutive season, matching Lionel Taylors' team record for consecutive and overall 50-catch seasons:

MOST 50-CATCH SEASONS, BRONCOS HISTORY

PLAYER	50-CATCH SEASONS	SEASONS
1. Shannon Sharpe	6	1992-97
Lionel Taylor	6	1960-65
3. Vance Johnson	4	1985, 1988-90
Steve Watson	4	1981, 1983-85

SHARPE'S 10-CATCH GAMES

In 1996, Shannon Sharpe will have a chance to accomplish something done by only one tight end in the history of the NFL to date. Sharpe, who currently has five 10-catch games in his career, needs one more to tie Kellen Winslow for the most 10-catch performances by a tight end in NFL history. He had his fifth ten-catch game on Nov. 24, 1997 against Oakland:

MOST 10-CATCH GAMES BY A TIGHT END, NFL HISTORY

PLAYER	TEAM	10-CATCH GAMES	YEARS
1. Kellen Winslow	San Diego	6	1979-87
2. Shannon Sharpe	Denver	5	1990-present
Ozzie Newsome	Cleveland	4	1978-90
Todd Christensen	Raiders	4	1979-88

SHANNON SHARPE'S 10-CATCH GAMES

Denver victories asterisked

DATE	OPPONENT	REC.	Yds.	Avg.	LG	TD
Dec. 12, 1993	vs. Kansas City*	10	65	6.5	14	3
Dec. 4, 1994	at Kansas City*	10	95	9.5	24 ¹	1
Sept. 3, 1995	vs. Buffalo*	10	180	18.0	49	0
Oct. 6, 1996	vs. San Diego*	13	153	11.8	24	3
Nov. 24, 1997	vs. Oakland*	10	142	14.2	27	0

when he accounted for 115 yards on six receptions with two touchdowns. The next week in the wild card matchup with the same Raiders (1/9), Sharpe tied a playoff record with 13 receptions. **1992:** Sharpe led all Denver receivers in 1992 with a career-high 53 receptions for 640 yards and two touchdowns. Shannon and his brother Sterling of the Green Bay Packers became the only brother combination in NFL history to lead their respective teams in receiving in the same season. Sharpe had two 100-yard receiving games in '92, catching seven passes for 109 yards at Buffalo (12/12) and nine for a career-high 118 yards vs. Kansas City (10/4). He also had nine receptions at Washington (10/12) and had seven in the season finale at Kansas City (12/27). Sharpe, who was in the starting lineup 12 times in 1992, also set a new career high with a 55-yard reception at Cleveland (9/27). **1991:** Sharpe was converted from wide receiver to H-back in 1991 and had a fine season, catching 22 passes for 322 yards and a touchdown and also gaining 15 yards on a reverse. He made half of his receptions in the final three weeks of the campaign, with 11 catches for 159 yards. Sharpe established new career highs at Cleveland (12/8) with four receptions for 59 yards, and had four catches the following week vs. Phoenix (12/15). On special teams he posted a team-high 12 tackles, with five assists and two knockdown blocks. Sharpe appeared in Denver's starting line-up nine times during the regular season. He closed out the postseason with six catches for 60 yards, with three for 20 against Houston (1/4) and three for 40 at Buffalo in the AFC Championship Game (1/12). **1990:** Denver's seventh-round draft choice in 1990, Sharpe saw more playing time as the season progressed and closed out the year with seven receptions for 99 (14.1) yards and a score. He had his top receiving game at Kansas City (12/9) with three catches for 41 yards and his first professional touchdown. Sharpe was also one of the Broncos' top special teams performers, netting 16 total tackles, six knockdown blocks, and a forced fumble.

COLLEGE: Sharpe had a tremendous career at Savannah State College, where he was a three-time All-American, All-Southern Intercollegiate Athletic Conference, and all-state selection, as well as the three-time conference Offensive Player of the Year. Sharpe closed out his college play with 192 receptions for 3,744 yards, a 19.5 average, and 40 touchdowns. He ended his career with appearances in the East-West Shrine and Blue-Gray all-star games. He set school records for most consecutive games with a reception (39), with a touchdown (14), and for most games with over 100 yards receiving (17). As a senior Sharpe caught 61 passes for 1,312 yards and 18 TDs, and had three games with more than 200 yards receiving and one game with four touchdown catches. Sharpe was a criminal justice major.

PERSONAL: Sharpe hails from Glennville, Ga., where he was all-county, all-region and all-area in football at Glennville High School. In addition to four letters in football, Sharpe lettered three times in basketball and four times in track, setting a Georgia state Class A record in the triple jump (48-3) as a junior, and breaking that mark as a senior (49-5). He won the regional triple jump title three straight years and the regional discus throwing title twice. Shannon was also a two-time all-area selection in basketball, scoring more than 1,000 points in three seasons, and averaging 30 points and 15 rebounds as a senior. He once scored 52 points in a game and once grabbed 27 rebounds in a game. His brother Sterling was an All-American at South Carolina who earned All-Pro status in five of his seven NFL seasons with the Green Bay Packers. Sterling is now a reporter for ESPN television, and a studio host for the network's award-winning NFL Countdown and Prime

Monday programs. Shannon has several cousins who played college football, and he lists his hobbies as fishing, basketball, weight lifting, and his two Rottweilers, Kane and Killian. Shannon is single and makes his home in Glennville, Ga.

SHARPE'S REGULAR SEASON RECORD

Year	Club	G	S	No.	RECEIVING			TD	TDr	SCORING				2pt.	Pts.
					Yds.	Avg.	LG			TDp	TDrt	TDp	TDrt		
1990	Denver	16	2	7	99	14.1	33	1	1	0	1	0	0	—	6
1991	Denver	16	9	22	322	14.6	37	1	1	0	1	0	0	—	6
1992	Denver	16	11	53	640	12.1	55	2	2	0	2	0	0	—	12
1993	Denver	16	12	81	995	12.3	63	9	9	0	9	0	0	—	54
1994	Denver	15	13	87	1,010	11.6	44	4	4	0	4	0	0	—	28
1995	Denver	13	12	63	756	12.0	49	4	4	0	4	0	0	0	24
1996	Denver	15	15	80	1,062	13.3	51	10	10	0	10	0	0	0	60
1997	Denver	16	16	72	1,107	15.4	68 ¹	3	3	0	3	0	0	1	20
CAREER TOTAL		123	90	465	5,991	12.9	68¹	34	34	0	34	0	0	3	204

ADDITIONAL STATISTICS: Fumbled once, 1990; rushed once for 15 yards and recovered one fumble, 1991; rushed twice for -6 yards and fumbled once, 1992; returned one kickoff for 0 yards and fumbled once, 1993; fumbled once, 1994; fumbled once, recovered one fumble, 1995; fumbled once, 1996.

SHARPE'S POSTSEASON RECORD

Year	Club	G	S	No.	RECEIVING			TD	TDr	SCORING				2pt.	Pts.
					Yds.	Avg.	LG			TDp	TDrt	TDp	TDrt		
1991	Denver	2	2	6	60	10.0	15	0	0	0	0	0	0	0	0
1993	Denver	1	1	13	156	12.0	23 ¹	1	1	0	1	0	0	0	6
1996	Denver	1	1	2	31	15.5	18 ¹	1	1	0	1	0	0	0	6
1997	Denver	4	4	12	149	12.4	23	0	0	0	0	0	0	0	0
CAREER TOTAL		8	8	33	396	12.0	23	2	2	0	2	0	0	0	12

SHARPE'S SINGLE-GAME HIGHS

(Postseason in parenthesis)

Most receptions — 13 vs. San Diego, 10/6/96 (13* at L.A. Raiders, 1/9/94). **Most receiving yards** — 180 vs. Buffalo, 9/3/95 (156 at L.A. Raiders, 1/9/94). **Longest reception** — 68 (TD) vs. San Diego, 12/21/97 (23 vs. Jacksonville, 12/27/97 and at L.A. Raiders (TD), 1/9/94). **Most Touchdown Receptions** — 3 vs. San Diego, 10/6/96 (1 vs. Jacksonville, 1/4/97 and at L.A. Raiders, 1/9/94).

*ties NFL postseason record

SHARPE'S REGULAR SEASON TOP FIVE
(1997 Performances Boldfaced; * indicates franchise record)

YARDS RECEIVING

180 — vs. Buffalo, 9/3/95 (10 rec.)
174 — vs. Carolina, 11/9/97 (8 rec.)
162 — vs. San Diego, 12/21/97 (8 rec.)
 161 — vs. Baltimore, 10/20/96 (9 rec.)
 153 — vs. San Diego, 10/6/96 (13 rec., 3TD)
142 — vs. Oakland, 11/24/97, (10 rec.)
 137 — vs. San Diego, 11/19/95 (8 rec., TD)

RECEPTIONS

*13 — vs. San Diego, 10/6/96 (153 yds., 3TD)
 10 — vs. Buffalo, 9/3/95 (180 yds.)
 10 — at Kansas City, 12/4/94 (95 yds., TD)
 10 — vs. Kansas City, 12/12/93 (65 yds., 3TD)
10 — vs. Oakland, 11/24/97 (142 yds.)
 9 — 8 times; most recently at K.C., 9/22/96 (131 yds.)

SHARPE'S POSTSEASON TOP FIVE
(1997 Performances Boldfaced; * indicates postseason franchise record)

YARDS RECEIVING

156 — at Raiders, 1/9/94, Wild Card (13 rec., TD)
 49 — at Pittsburgh, 1/11/98, Champ. Game (3 rec.)
 40 — at Buffalo, 1/12/92, Champ. Game (3 rec.)

RECEPTIONS

13 — at Raiders, 1/9/94 Wild Card (156 yds., TD)
5 — vs. Green Bay, 1/25/98, S.B. XXXIII (38 yds.)
3 — at Pittsburgh, 1/11/98, Champ. Game (49 yds.)
 3 — at Buffalo, 1/12/92, Champ. Game (40 yds.)
 3 — vs. Houston, 1/4/92, Div. Playoff (20 yds.)

THE CHOSEN FEW

The Arizona Cardinals are the only franchise that has never beaten the Broncos in regular or postseason play, dating back to their days as the St. Louis Cardinals. In fact, Arizona (0-3), Carolina (0-1), Green Bay (0-4) and Indianapolis (0-5) are the only three franchises that have never beaten the Broncos at Mile High Stadium in regular or postseason play. In addition, the Cardinals (0-1-1) and Tampa Bay (0-1) are the only teams that Denver has never lost to on the road (Denver has not played either Carolina or Jacksonville on the road).

SHANNON SHARPE CAREER GAME-BY-GAME

(Denver victories asterisked)

		RECEIVING					SCORING		NOTES
Date	Opponent	(S/P)	No.	Yds.	Avg.	LG	TD	2pt. Pts.	
Sep 9	at LA Raiders	(P)	0	0	0.0	0	0	— 0	
Sep 17	vs. Kansas City*	(P)	0	0	0.0	0	0	— 0	
Sep 23	vs. Seattle*	(P)	0	0	0.0	0	0	— 0	
Sep 30	at Buffalo	(P)	0	0	0.0	0	0	— 0	
Oct 8	vs. Cleveland	(P)	0	0	0.0	0	0	— 0	
Oct 14	vs. Pittsburgh	(P)	1	12	12.0	12	0	— 0	
Oct 21	at Indianapolis*	(P)	0	0	0.0	0	0	— 0	
Nov 4	at Minnesota	(P)	1	3	3.0	3	0	— 0	
Nov 11	at San Diego	(P)	0	0	0.0	0	0	— 0	
Nov 18	vs. Chicago	(P)	0	0	0.0	0	0	— 0	
Nov 22	at Detroit	(P)	1	33	33.0	33	0	— 0	
Dec 2	vs. LA Raiders	(P)	0	0	0.0	0	0	— 0	
Dec 9	at Kansas City	(P)	3	41	13.7	27	1	— 6	
Dec 16	vs. San Diego*	(S)	1	10	10.0	10	0	— 0	
Dec 23	at Seattle	(P)	0	0	0.0	0	0	— 0	
Dec 30	vs. Green Bay*	(S)	0	0	0.0	0	0	— 0	
1990 Regular Season Totals		(2/14)	7	99	15.0	33	1	— 6	

		RECEIVING					SCORING		NOTES
Date	Opponent	(S/P)	No.	Yds.	Avg.	LG	TD	2pt. Pts.	
Sep 1	vs. Cincinnati*	(S)	3	43	14.3	19	0	— 0	
Sep 8	at LA Raiders	(S)	1	37	37.0	37	0	— 0	
Sep 15	vs. Seattle*	(S)	1	17	17.0	17	0	— 0	
Sep 22	vs. San Diego*	(S)	1	17	17.0	17	0	— 0	
Sep 29	at Minnesota*	(S)	0	0	0.0	0	0	— 0	
Oct 6	at Houston	(P)	0	0	0.0	0	0	— 0	
Oct 20	vs. Kansas City*	(S)	1	17	17.0	17	0	— 0	
Oct 27	at New England*	(S)	1	5	5.0	5	0	— 0	
Nov 3	vs. Pittsburgh*	(P)	1	1	1.0	1	0	— 0	
Nov 10	vs. LA Raiders	(S)	0	0	0.0	0	0	— 0	
Nov 17	at Kansas City*	(P)	1	24	24.0	24	0	— 0	
Nov 24	at Seattle	(P)	1	2	2.0	2	0	— 0	
Dec 1	vs. New England*	(P)	0	0	0.0	0	0	— 0	
Dec 8	at Cleveland*	(S)	4	59	14.8	24	0	— 0	
Dec 15	vs. Phoenix*	(P)	4	51	12.8	22	1	— 6	
Dec 22	at San Diego*	(P)	3	49	16.3	24	0	— 0	
1991 Regular Season Totals		(9/7)	22	322	14.6	37	1	— 6	
Jan 4	vs. Houston*	(S)	3	20	6.7	7	0	— 0	AFC Divisional Playoff
Jan 12	at Buffalo	(P)	3	40	13.3	15	0	— 0	AFC Championship
1991 Postseason Totals		(1/1)	6	60	10.0	15	0	— 0	

		RECEIVING					SCORING		NOTES
Date	Opponent	(S/P)	No.	Yds.	Avg.	LG	TD	2pt. Pts.	
Sep 6	vs. LA Raiders*	(P)	0	0	0.0	0	0	— 0	
Sep 13	vs. San Diego*	(S)	3	61	20.3	34	1	— 6	
Sep 20	at Philadelphia	(S)	2	2	1.0	5	0	— 0	
Sep 27	at Cleveland*	(S)	2	61	12.2	55	0	— 0	
Oct 4	vs. Kansas City	(S)	9	118	13.1	48	0	— 0	
Oct 12	at Washington	(S)	9	71	7.9	21	0	— 0	
Oct 18	vs. Houston*	(S)	3	37	12.3	19	0	— 0	
Oct 25	at San Diego	(P)	2	12	6.0	7	0	— 0	
Nov 8	vs. NY Jets*	(S)	1	9	9.0	9	0	— 0	
Nov 15	vs. NY Giants*	(P)	4	34	8.5	12	0	— 0	
Nov 22	at LA Raiders	(S)	0	0	0.0	0	0	— 0	
Nov 30	at Seattle	(P)	0	0	0.0	0	0	— 0	
Dec 6	vs. Dallas	(S)	3	16	5.3	7	0	— 0	
Dec 12	at Buffalo	(S)	7	109	15.6	36	1	— 6	
Dec 20	vs. Seattle*	(S)	3	23	7.7	25	0	— 0	
Dec 27	at Kansas City	(P)	5	87	17.4	52	0	— 0	
1992 Regular Season Totals		(12/4)	53	640	12.1	55	2	— 12	

		RECEIVING					SCORING		NOTES
Date	Opponent	(S/P)	No.	Yds.	Avg.	LG	TD	2pt. Pts.	
Sep 5	at NY Jets*	(P)	7	79	11.2	37	0	— 0	
Sep 12	vs. San Diego*	(P)	3	47	15.7	32	0	— 0	
Sep 20	at Kansas City	(S)	9	81	9.0	14	0	— 0	
Oct 3	vs. Indianapolis*	(S)	4	50	12.5	22	1	— 6	
Oct 10	at Green Bay	(S)	7	55	7.9	16	0	— 0	
Oct 18	vs. LA Raiders	(S)	4	42	10.5	16	0	— 0	
Oct 31	vs. Seattle*	(S)	3	31	10.3	15	1	— 6	
Nov 7	at Cleveland*	(P)	4	55	13.8	33	0	— 0	
Nov 14	vs. Minnesota	(S)	7	104	14.9	32	0	— 0	

Nov 21	vs. Pittsburgh*	(P)	4	80	20.0	63	0	— 0	
Nov 28	at Seattle*	(S)	3	72	24.0	50t	1	— 6	
Dec 5	at San Diego	(S)	2	34	17.0	23	0	— 0	
Dec 12	vs. Kansas City*	(S)	10	65	6.5	14	3	— 18	
Dec 18	at Chicago*	(S)	2	20	10.0	13	0	— 0	
Dec 26	vs. Tampa Bay	(S)	6	65	10.8	18	0	— 0	
Jan 2	at LA Raiders	(S)	6	115	19.2	54	2	— 12	
1993 Regular Season Totals		(12/4)	81	995	12.3	63	9	— 54	
Jan 9	at LA Raiders	(S)	13	156	12.0	23t	1	— 6	AFC Wild Card Game
1993 Postseason Totals		(1/1)	13	156	12.0	23t	1	— 6	

		RECEIVING					SCORING		NOTES
Date	Opponent	(S/P)	No.	Yds.	Avg.	LG	TD	2pt. Pts.	
Sep 4	vs. San Diego	(S)	9	97	10.8	38	1	0 6	
Sep 11	at NY Jets			INACTIVE — KNEE					
Sep 18	vs. LA Raiders	(P)	0	0	0.0	0	0	0 0	
Sep 26	at Buffalo	(P)	4	90	22.5	31	0	0 0	
Oct 9	at Seattle*	(S)	7	87	12.4	32	0	0 0	
Oct 17	Kansas City	(S)	4	50	12.5	21	0	0 0	
Oct 23	at San Diego*	(S)	6	121	20.2	44	1	0 6	
Oct 30	vs. Cleveland*	(S)	9	85	9.4	22	0	0 0	
Nov 6	at LA Rams	(S)	7	69	9.9	21	0	1 2	
Nov 13	vs. Seattle*	(S)	3	28	9.3	10	0	0 0	
Nov 20	vs. Atlanta*	(S)	4	44	11.0	28	0	0 0	
Nov 27	vs. Cincinnati*	(S)	3	42	14.0	19	0	0 0	
Dec 4	at Kansas City*	(S)	10	95	9.5	24t	1	0 6	
Dec 11	at LA Raiders	(S)	9	89	9.9	35	0	0 0	
Dec 17	at San Francisco	(S)	7	74	10.6	15	0	0 0	
Dec 24	vs. New Orleans	(S)	5	39	7.8	18	1	1 8	
1994 Regular Season Totals		(13/2)	87	1,010	11.6	44	4	2 28	

		RECEIVING					SCORING		NOTES
Date	Opponent	(S/P)	No.	Yds.	Avg.	LG	TD	2pt. Pts.	
Sep 3	vs. Buffalo*	(S)	10	180	18.0	49	0	0 0	
Sep 10	at Dallas	(S)	5	67	13.4	18	0	0 0	
Sep 17	vs. Washington*	(S)	1	2	2.0	2	0	0 0	ankle injury
Sep 24	at San Diego	(P)	0	0	0.0	0	0	0 0	
Oct 1	at Seattle	(S)	8	94	11.8	25	0	0 0	
Oct 8	at New England*	(S)	4	43	10.8	18	1	0 6	
Nov 16	vs. Oakland*	(S)	5	43	8.6	20	0	0 0	
Oct 22	vs. Kansas City	(S)	2	20	10.0	10t	1	0 6	
Nov 5	vs. Arizona*	(S)	3	50	16.7	29	0	0 0	
Nov 12	at Philadelphia	(S)	7	43	6.1	12	0	0 0	
Nov 19	vs. San Diego*	(S)	8	137	17.1	40	1	0 6	
Nov 26	at Houston	(S)	8	65	8.1	24	0	0 0	
Dec 3	vs. Jacksonville	(S)	2	12	6.0	6t	1	0 6	left eye orbital fracture
Dec 10	vs. Seattle			Inactive — Orbital Fracture (L eye)					
Dec 17	at Kansas City			Inactive — Orbital Fracture (L eye)					
Dec 24	at Oakland*			Inactive — Orbital Fracture (L eye)					
1995 Regular Season Totals		(12/1)	63	756	12.0	49	4	0 24	

		RECEIVING					SCORING		NOTES
Date	Opponent	(S/P)	No.	Yds.	Avg.	LG	TD	2pt. Pts.	
Sep 1	vs. NY Jets*	(S)	4	55	13.8	21	1	0 6	
Sep 8	at Seattle*	(S)	3	40	13.3	19	0	0 0	
Sep 15	Tampa Bay*	(S)	4	30	7.5	9	0	0 0	
Sep 22	at Kansas City	(S)	9	131	14.6	29	0	0 0	
Sep 29	at Cincinnati*	(S)	6	60	10.0	17	1	0 6	
Oct 6	vs. San Diego*	(S)	13	153	11.8	24	3	0 18	
Oct 20	vs. Baltimore*	(S)	9	161	17.9	32	0	0 0	
Oct 27	vs. Kansas City*	(S)	6	99	16.5	46t	2	0 12	
Nov 4	at Oakland*	(S)	5	57	11.4	15	1	0 6	
Nov 10	vs. Chicago*	(S)	5	92	18.4	51	1	0 6	
Nov 17	at New England*	(S)	3	37	12.3	15	0	0 0	
Nov 24	at Minnesota*	(S)	4	90	22.5	31	0	0 0	
Dec 1	vs. Seattle*	(S)	4	21	5.3	8	1	0 6	
Dec 8	at Green Bay	(S)	4	34	8.5	16	0	0 0	
Dec 15	vs. Oakland*	(S)	1	2	2.0	2	0	0 0	
Dec 22	at San Diego			Inactive — Ankle					
1996 Regular Season Totals		(15/0)	80	1,062	13.3	51	10	0 60	
Jan 4	vs. Jacksonville	(S)	2	31	15.5	18t	1	0 6	AFC Divisional Playoff
1996 Postseason Totals		(1/1)	2	31	15.5	18t	1	0 6	

1997		RECEIVING					SCORING		NOTES
Date	Opponent	(S/P)	No.	Yds.	Avg.	LG	TD	2pt.	
Aug 31	vs. Kansas City*	(S)	4	41	10.3	50	0	0	
Sep 7	at Seattle*	(S)	4	62	15.5	26	0	1	2
Sep 14	vs. St. Louis*	(S)	2	20	10.0	14	0	0	0
Sep 21	vs. Cincinnati*	(S)	1	5	5.0	5	0	0	0
Sep 28	at Atlanta*	(S)	6	119	19.8	65t	1	0	6
Oct 6	vs. New England*	(S)	1	19	19.0	19	0	0	0
Oct 19	at Oakland	(S)	8	94	11.8	27	0	0	0
Oct 26	at Buffalo	(S)	4	35	8.8	12	0	0	0
Nov 2	vs. Seattle*	(S)	3	85	28.3	49	0	0	0
Nov 9	vs. Carolina*	(S)	8	174	21.8	36	0	0	0
Nov 16	at Kansas City	(S)	3	27	9.0	15	1	0	6
Nov 24	vs. Oakland*	(S)	10	142	14.2	27	0	0	0
Nov 30	at San Diego*	(S)	4	46	10.7	23	0	0	0
Dec 7	at Pittsburgh	(S)	1	16	16.0	16	0	0	0
Dec 15	at San Francisco	(S)	5	60	12.0	22	0	0	0
Dec 21	vs. San Diego*	(S)	8	162	20.3	68t	1	0	6
1997 Regular Season Totals		(16/0)	72	1,107	15.4	68t	3	1	20
Dec 27	vs. Jacksonville*	(S)	2	29	14.5	23	0	0	0
Jan 4	at Kansas City*	(S)	2	33	16.5	22	0	0	0
Jan 11	at Pittsburgh*	(S)	3	49	16.3	18	0	0	0
Jan 25	vs. Green Bay*	(S)	5	38	7.6	12	0	0	0
1997 Postseason Totals		(4/0)	12	149	12.4	23	0	0	0

SHANNON SHARPE'S 100-YARD RECEIVING GAMES (15; INCLUDES 1 POSTSEASON)

Denver victories asterisked

Date	Opponent	(S/P)	Att.	Yds.	Avg.	LG	TD
Oct. 4, 1992	Kansas City	(S)	9	118	13.1	48	0
Dec. 12, 1992	at Buffalo	(S)	7	109	15.6	36	1
Nov. 14, 1993	Minnesota	(S)	7	104	14.9	32	0
Jan. 2, 1994	at LA Raiders	(S)	6	115	19.2	54	2
Jan. 9, 1994	at LA Raiders	(S)	13	156	12.0	23t	1
Oct. 23, 1994	at San Diego*	(S)	6	121	20.2	44	1
Sept. 3, 1995	Buffalo*	(S)	10	180	18.0	49	0
Nov. 19, 1995	San Diego*	(S)	8	137	17.1	40	1
Sept. 22, 1996	at Kansas City	(S)	9	131	14.6	29	0
Oct. 6, 1996	San Diego*	(S)	13	153	11.8	24	3
Oct. 20, 1996	Baltimore*	(S)	9	161	17.9	32	0
Sept. 28, 1997	at Atlanta*	(S)	6	119	19.8	65t	1
Nov. 9, 1997	vs. Carolina*	(S)	8	174	21.8	36	0
Nov. 24, 1997	vs. Oakland*	(S)	10	142	14.2	27	0
Dec. 21, 1997	vs. San Diego*	(S)	8	162	20.3	68t	1

Italics and bold indicates postseason

VINCE LOMBARDI TROPHY

The Denver Broncos claimed their first World Championship with a 31-24 defeat of Green Bay in Super Bowl XXXII, Jan. 25, 1998 in San Diego. The franchise was presented with the Vince Lombardi Trophy, a sterling silver trophy created by Tiffany & Company, named for the late Vince Lombardi before Super Bowl V. The trophy is a regulation-size silver football mounted in a kicking position on a pyramid-like stand of three concave sides. The trophy stands 20.75 inches tall, weighs 107.3 ounces, and is valued in excess of \$10,000. The words Vince Lombardi and Super Bowl XXXII are engraved on the base along with the NFL shield.

SHANNON SHARPE VS. THE NFL

Regular Season Only

	G/S	Rec.	Yds.	Avg.	LG	TD	100 Yards
Kansas City	15/11	76	896	11.8	52	9	2
Oakland	15/11	49	621	12.7	54	3	2
San Diego	15/10	63	952	15.1	68t	8	4
Seattle	15/11	43	562	13.1	50t	3	0
AFC West	60/43	231	3,031	13.1	68t	23	8
Baltimore	1/1	9	161	17.9	32	0	1
Cincinnati	4/4	13	150	11.5	19	1	0
Cleveland	5/3	19	260	13.7	55	1	0
Houston/Tennessee	3/2	11	102	9.3	24	0	0
Jacksonville	1/1	2	12	6.0	6t	1	0
Pittsburgh	4/1	7	109	15.6	63t	0	0
AFC Central	18/12	61	794	13.0	63t	3	1
Buffalo	5/3	25	414	16.6	49	1	2
Indianapolis	2/1	4	50	12.5	22	1	0
Miami	0/0	0	0	0.0	0	0	0
New England	5/4	9	104	11.6	19	1	0
N.Y. Jets	3/2	12	143	11.9	37	1	0
AFC East	15/10	50	711	14.2	49	4	2
AFC Totals	93/65	342	4,536	13.3	68t	30	11
Atlanta	2/2	10	163	16.3	65t	1	1
Carolina	1/1	8	174	21.8	36	0	1
New Orleans	1/1	5	39	7.8	18	1	0
St. Louis/L.A. Rams	2/2	9	89	12.7	21	0	0
San Francisco	2/2	12	134	11.2	22	0	0
NFC West	8/8	44	599	13.6	65t	2	2
Chicago	3/2	7	112	16.0	51	1	0
Detroit	1/0	1	33	33.0	33	0	0
Green Bay	3/3	11	89	8.1	16	0	0
Minnesota	4/3	12	197	16.4	32	0	1
Tampa Bay	2/2	10	95	9.5	18	0	0
NFC Central	13/10	41	526	12.8	51	1	1
Arizona	2/1	7	101	14.4	29	1	0
Dallas	2/2	8	83	16.6	18	0	0
N.Y. Giants	1/0	4	34	8.5	12	0	0
Philadelphia	2/2	9	45	5.0	12	0	0
Washington	2/2	10	73	7.3	21	0	0
NFC East	9/7	38	336	8.8	29	1	0
NFC Totals	30/25	123	1,461	11.9	65t	4	2
NFL Totals	123/90	465	5,997	12.9	68t	34	14
Home	63/50	231	3,046	13.2	68t	22	9
Road	60/41	234	2,951	12.6	65t	12	5
Grass	92/73	364	4,591	12.6	68t	29	13
Turf	31/18	101	1,406	13.9	65t	5	1
Outdoors	108/83	426	5,511	12.9	68t	32	13
Domes	15/8	39	486	12.5	65t	2	1
All Sun. Games	105/78	385	5,335	13.9	68t	31	12
Sunday Nights	12/8	47	489	10.4	49	1	1
Mondays	12/9	56	605	10.8	31	1	1
Thursdays	1/0	1	33	33.0	33	0	0
Saturdays	5/4	23	24	10.5	36	2	1
Wins	71/58	272	3,787	13.9	68t	25	9
Losses	52/33	193	2,210	11.5	54	9	5
August	1/1	4	41	10.3	15	0	0
September	32/22	100	1,403	14.0	65t	5	3
October	28/23	130	1,544	12.0	48	10	4
November	33/22	116	1,645	14.2	63t	5	4
December	28/22	109	1,233	11.3	68t	12	2
January	1/1	6	115	19.2	54	2	1



DETIRON SMITH **FULLBACK**

5-9 • 230 • 3RD YR. • TEXAS A&M

BORN: February 25, 1974 in Dallas, Texas
HIGH SCHOOL: Lake Highlands High School, Dallas, Texas
RESIDES: Austin, Texas
ACQUIRED: Draft #3 (65th overall), 1996
PRO YEAR: 3rd • **YEAR WITH BRONCOS:** 3rd
NFL GAMES PLAYED/STARTED: 29/0

42

In 1997 Detron Smith became more than just a backup fullback, as he proved to be a valuable commodity in the backfield as well as a stalwart on special teams. The third-year pro gave Howard Griffith a breather when needed and was Denver's main wedge-buster on kickoffs, as well as starring on other special teams units. He has now played in 29 regular season and four postseason contests, rushing four times for 10 yards (2.5), catching four passes for 41 yards (10.3) and a touchdown, and returning one kickoff for no yards. Smith was the Broncos' third-round draft choice (No. 65 overall) in 1996 out of Texas A&M.

1997: Smith contributed in all 16 games at fullback, catching four passes for 41 yards (10.3) and a touchdown (at Atlanta, 9/28), while rushing four times for 10 yards (2.5). He was also a stalwart on special teams, where he made seven tackles and fielded a kickoff for no return, while also serving as the wedge-buster on kickoff coverage. Smith played most of the Atlanta game (9/28) at fullback after Howard Griffith went down with a knee injury on the first series. He recorded his first career rush for one yard in the first quarter, and later snagged his first career reception for a 17-yard touchdown from John Elway in the third quarter to give Denver a 29-14 lead. He also recorded one kickoff return for no yards. After catching one pass for seven yards against the Raiders (10/19), Smith also replaced the injured Griffith at fullback at Buffalo (10/26), but did not start the game as the Broncos opened in a two-tight end set. He rushed once for -2 yards and caught one pass for eight yards. In the regular season finale vs. San Diego (12/21) he rushed twice for 11 yards and caught one pass for 9 yards, and made one tackle on special teams. **Postseason:** Smith played in all four postseason games as the backup fullback, and also contributed on special teams. He filled in admirably for Griffith in the Wild Card win over Jacksonville (12/27/97), as Denver racked up over 300 yards rushing in the game. His crushing block on Jaguars' linebacker Bryan Schwartz sprung Terrell Davis on his postseason franchise-record 59-yard jaunt late in the third quarter. Smith narrowly missed recovering a Tamarick Vanover fumble near the end of the first half at Kansas City (1/4/98) in Denver's 14-10 AFC Divisional Playoff victory.

1996: Smith played in 13 of the 16 regular season games in his rookie season, missing only the Cincinnati (9/29), Seattle (12/1) and Oakland (12/15) contests when he was declared inactive. He saw some action at fullback, but played primarily on special teams, where he made three tackles according to unofficial press box statistics. Smith, bothered early in training camp by a sprained ankle suffered July 25, played in all four preseason games both on offense and special teams. He did not have a rushing attempt, but did catch six passes for 33 yards (5.5) with a long of 11. Smith was declared inactive for Denver's lone playoff contest vs. Jacksonville (1/4/97).

COLLEGE: Smith was primarily a blocking back during his career at Texas A&M, creating holes first for Greg Hill and then Leeland McElroy. He rushed 57 times for 184 yards (3.2) and one touchdown, while catching 33 passes for 300 yards (9.1) with a long of 35 yards. Smith also returned five kickoffs for 54 yards (10.8) with a long of 15. In his first two years at A&M (1992-93) Smith's running backs coach was Broncos offensive coordinator Gary Kubiak.

PERSONAL: Smith was a consensus Texas Top 100 selection at Lake Highlands High School in Dallas, and rated the second-best fullback prospect in the Southwest, receiving a perfect score of 10 points on Max Emfinger's Blue Chip List. He carried the ball 181 times for 1,351 yards (7.5) and scored 15 touchdowns. Smith was a wildlife and fisheries major at Texas A&M. Detron Negil Smith was born Feb. 25, 1974 in Dallas. He is single and makes his home in Austin, Texas.

SMITH'S REGULAR SEASON RECORD

Year	Club	RUSHING				RECEIVING				SCORING			
		G	S	No.	Yds.	Avg.	LG	TD	No.	Yds.	Avg.	LG	TD
1996	Denver	13	0	0	0	0.0	0	0	0	0	0.0	0	0
1997	Denver	16	0	4	10	2.5	11	0	4	41	10.3	17	1
CAREER TOTAL		29	0	4	10	2.5	11	0	4	41	10.3	17	1

ADDITIONAL STATISTICS: Special teams tackles — 1996 (3), 1997 (7), TOTAL (10)

SMITH'S POSTSEASON RECORD

Year	Club	RUSHING				RECEIVING				SCORING			
		G	S	No.	Yds.	Avg.	LG	TD	No.	Yds.	Avg.	LG	TD
1997	Denver	4	0	0	0	0.0	0	0	0	0	0.0	0	0
CAREER TOTAL		4	0	0	0	0.0	0	0	0	0	0.0	0	0

SMITH'S SINGLE-GAME HIGHS

(Postseason in parenthesis)

Most rushes — 2 vs. San Diego, 12/21/97. **Most rushing yards** — 11 vs. San Diego, 12/21/97. **Longest rush** — 11 vs. San Diego, 12/21/97. **Most receptions** — 1, four times, most recently vs. San Diego, 12/21/97. **Most receiving yards** — 17 at Atlanta, 9/28/97. **Longest reception** — 17 yards (TD) at Atlanta, 9/28/97. **Most receiving touchdowns** — 1 at Atlanta, 9/28/97.



NEIL SMITH **DEF. END**

6-4 • 270 • 11TH YR. • NEBRASKA

BORN: April 10, 1966 in New Orleans, La.
HIGH SCHOOL: McDonough 35 High School, New Orleans, La.
RESIDES: Blue Springs, Mo.
ACQUIRED: Unrestricted Free Agent (Kansas City), 1997
PRO YEAR: 11th • **YEAR WITH BRONCOS:** 2nd
NFL GAMES PLAYED/STARTED: 152/140

90

All questions were answered along the Broncos' defensive front when the club acquired Neil Smith during the 1997 offseason. Smith, who had spent nine years chasing a championship in Kansas City before finally reaching his goal last year with Denver, provided a major boost to a line that had made steady improvement in recent years. Smith — who Denverites knew best for hunting down John Elway — helped push Elway and the rest of the Broncos to new heights in '97, as Denver's defense ranked No. 1 in the AFC and No. 5 in the NFL, including a No. 2 AFC ranking against the pass (5th NFL), en route to the franchises first World Championship. Now in his 11th season out of Nebraska, Smith has been voted in to six Pro Bowl appearances (three starting assignments), the most recent coming last year, his first in a Broncos uniform. He tied with Maa Tanuvasa and Alfred Williams for the team lead in sacks (8.5). He has now played in 152 regular season games (140 starts) and accumulated 592 tackles (441 solo), 26 pass breakups, 30 forced fumbles, 13 fumble recoveries, three interceptions (66 yards) and a staggering 95 sacks (682 yards). Smith is just five sacks shy of the century mark for his career, a feat accomplished by only 15 players in NFL history. He ranks fifth in the NFL in sacks since 1992 with 67.5. Smith has posted four double-digit sack seasons in his career (1992-95) and has accumulated 19 career multiple-sack games. Smith has also played in 13 postseason contests (all starts) with 57 stops (45 solo), six fumble recoveries, three forced fumbles, three pass breakups and 9.5 more sacks. (63.5 yards). The nine postseason sacks rank seventh all-time and fifth among active players. Smith entered the NFL in 1988 as Kansas City's No. 1 draft choice, going second overall.

1997: Smith started 14 of the 16 games at left defensive end in his first year in Denver and earned his sixth career Pro Bowl invitation (third as a starter). For the year he made 46 tackles (38 solo), including 8.5 sacks (-39.5) — tied for the team lead and tied for tenth in the AFC — while also adding a forced fumble and four passes defensed, despite missing two games due to a torn right triceps muscle. Smith started the season opener at left defensive end against his former team, Kansas City, and recorded one solo tackle in Denver's 19-3 victory. The next week at Seattle (9/7), he made four solo tackles, including his first sack as a Bronco for a 2-yard loss in Denver's 35-14 come-from-behind victory. He missed several plays due to back spasms but returned to finish the game. Smith picked up his sack pace a week later vs. St. Louis (9/14), accumulating two (-8) among his five tackles (4 solo), to record his first multi-sack game as a Bronco, and his first since Oct. 22, 1995. The following week vs. Cincinnati (9/21) Smith made two solo tackles, including an 11-yard sack of Jeff Blake, on which he forced a fumble that was recovered by Alfred Williams and returned 51 yards for a coffin-nailing touchdown in the final minute of a 38-28 win. His season high for tackles (6; 5 solo) came in Week Six vs. New England (10/6) on Monday Night Football. Smith posted a half a sack at Oakland (10/19), then recorded his second multi-sack game of the season at Buffalo (10/26) with two for 12 yards in losses. He also suffered a partially torn right triceps in the contest, which was expected to keep him out for a minimum of 10 days. He missed Denver's next two games with the injury, but returned to the starting lineup at the Chiefs (11/16) for his first game back in Kansas City and posted four tackles (3 solo) in

NFL SACK LEADERS SINCE 1992

PLAYER	TEAM(S)	SACKS
Bruce Smith	Buffalo	75.5
John Randle	Minnesota	73.5
Leslie O'Neal	San Diego/St. Louis	70.5
Kevin Greene	Pittsburgh/ Carolina/San Francisco	70.5
Neil Smith	Kansas City/Denver	67.5
Chris Doleman	Minnesota/Atlanta/San Francisco	67.5
Reggie White	Green Bay	66.5
Derrick Thomas	Kansas City	64.0

Denver's 24-22 loss. On Monday Night Football vs. Oakland (11/24), Smith did not start but saw significant action at left defensive end and made four tackles (3 solo), including a sack (-4) of Jeff George to raise his season total to 7.5. The sack came in the final minute of the first half, deep in Broncos territory, and helped limit the Raiders to a field goal on the drive, their only score of the night. Smith's final sack of the regular season came at San Diego (11/30), dropping Craig Whelihan among his four tackles (3 solo). In that same contest his tipped pass just before half-time allowed Steve Atwater to make an interception, which he returned 22 yards for a Broncos score. **Postseason:** Smith started all four postseason games at left defensive end and recorded 10 tackles (8 solo), including a team-high three sacks (-26), as well as one pass defended, two forced fumbles and a fumble recovery. In the AFC Wild Card Playoff win over Jacksonville (12/27/97), Smith started at left defensive end and posted three tackles (2 solo) with one pass defended in Denver's 42-17 victory. His first two sacks came in the Divisional Playoff at Kansas City (1/4/98) against his former teammates, as he posted four solo tackles and forced a fumble in Denver's 14-10 triumph. His first sack came early in the second quarter when he dropped Elvis Grbac for an 8-yard loss, and his second came on the final play of the first half as he got to Grbac for a 12-yard loss and forced a fumble that was recovered by the Chiefs' Glenn Parker. His third post season sack came a week later in the AFC Championship Game at Pittsburgh (1/11/98), forcing a fumble by Kordell Stewart on the final play of the third quarter that teammate Mike Lodish recovered, squelching yet another attempt by the Steelers to cut into Denver's 24-14. Denver went on to win the game 24-21. Smith also forced a critical holding penalty near the end of the first half against Steelers' right tackle Justin Strzelczyk that put Pittsburgh in a deep hole and forced them to punt the ball back to Denver, who would go in and score their second TD late in the quarter and take a 10-point lead to the locker room. In Super Bowl XXXII vs. Green Bay (1/25/98), Smith recovered a fumble caused by Steve Atwater early in the second quarter, setting up a Jason Elam field goal that gave Denver a 17-7 lead en route to a 31-24 win.

1996: Smith started all 16 games and had 54 tackles (40 solo), six sacks (31.5 yards lost), a club-high 77 quarterback pressures, two pass deflections and one forced fumble. He had his first sack of the season in an opening day victory at Houston (9/1). He racked up nine QB pressures the following week vs. the Raiders in another Chiefs victory, and added seven QB pressures to go with his second sack of the season vs. Seattle (9/15). Smith added his third sack of the season against

NEIL SMITH'S SACK VICTIMS

(Postseason in parenthesis)

By TEAM

Oakland	16.0	Philadelphia	2.0
Denver	15.0	St. Louis Rams	2.0
San Diego	13.0 (1)	Washington	2.0
Seattle	10.5	Arizona	1.0
Houston	7.0 (1)	Cincinnati	1.0
Buffalo	4.0	Dallas	1.0
Green Bay	4.0	Miami	1.0 (1.5)
New England	3.5	Minnesota	1.0
New Orleans	3.0	Pittsburgh	1.0 (3)
Cleveland	2.5	Detroit	0.5
Atlanta	2.0	Kansas City	0.0 (2)
Indianapolis	2.0 (1)		

By PLAYER

John Elway - 15; Vince Evans, Dave Krieg, John Friesz, Jeff Hostetler and Warren Moon (1) - 5; Rick Mirer - 4; Stan Humphries (1) and Jay Schroeder - 3.5; Billy Joe Tolliver - 3; Tony Banks, Todd Collins, Randall Cunningham, Brett Favre, Bobby Hebert, Tommy Hodson, Don Majkowski, Mark Rypien and Jack Trudeau - 2; Bob Gagliano and Jeff George - 1.5; Troy Akman, Bubby Brister, Jeff Carlson, Chris Chandler, Jim Everett, Jeff George, Gale Gilbert, Jim Kelly, Babe Laufenberg, Dan Marino (1.5), Jeff Blake, Todd Marinovich, Chris Miller, Frank Reich, Craig Whelihan and Wade Wilson - 1; Rusty Hilger, Kelly Stouffer and Scott Zolak - 0.5; Elvis Grbac (2), Neil O'Donnell (2), Jim Harbaugh (1) and Kordell Stewart (1).

ALL-TIME NFL POSTSEASON SACK LEADERS

In Denver's 14-10 Divisional Playoff win against Kansas City (1/4/98), Neil Smith and teammate Alfred Williams each had two sacks, tying a postseason franchise record for most sacks in a game, set five times previously before. He added another sack in Denver's 24-21 AFC Championship win at Pittsburgh (1/11/98), moving him into a third place tie with Rubin Carter for the most postseason sacks by a Bronco. Here is a look at where Smith ranks among all-time NFL postseason sack leaders:

PLAYER	TEAM(S)	SACKS
Bruce Smith*	Buffalo	12.0
Reggie White*	Green Bay	12.0
Charles Haley	Retired	11.0
Richard Dent	Indianapolis	10.5
Tony Tolbert*	Dallas	10.0
Charles Mann	Retired	10.0
Neil Smith*	Kansas City/Denver	9.5

*active players

his new teammate, John Elway, in Kansas City's 17-14 win over Denver (9/22), the Broncos' only loss in their first 13 games. He had eight tackles (four solo) and five QB pressures vs. Pittsburgh on Monday Night Football (10/7), then had four tackles (three solo), one sack and two QB pressures vs. Seattle (10/17). His season high of 10 QB pressures came vs. Green Bay (11/10), in a game in which he also recorded a sack and a forced fumble when he stripped Brett Favre while tackling him for a loss. He blocked a 28-yard John Carney field-goal attempt against San Diego (11/24), tying him for most in Chiefs history with five. Smith posted his sixth sack of the season at Oakland on Monday Night Football (12/9). **1995:** Smith played in all 16 games for Kansas City, with 14 starts, earning his fifth consecutive Pro Bowl appearance, second as a starter. For the year he registered 64 tackles (48 solo), a team-high 12 sacks, a team-high five forced fumbles, one fumble recovery, three batted balls and 59 QB pressures. Smith was a first-team All-NFL pick by UPI and *Pro Football Weekly*, and a second-teamer by AP and *College & Pro Football Newsweekly*. He led the team in sacks for the third year in a row and his sack total ranked fourth in the AFC while tying for sixth in the NFL. He had two multi-sack games, getting 2.5 at Denver (10/22) and two vs. San Diego (10/9). Smith was named the AFC Defensive Player of the Month for October when he had 20 tackles, 5.5 sacks and 14 QB pressures, leading the Chiefs to four wins. He blocked the fourth field goal of his career against the Chargers (11/12) and had a season-high nine tackles vs. San Diego (10/9) and at Miami (12/11). In the playoff loss to Indianapolis Smith had seven tackles, a sack, a forced fumble and six QB pressures. **1994:** Smith played in 14 games (13 starts) for the Chiefs, despite battling ankle, tricep and thumb injuries throughout the season. He still managed to earn his fourth consecutive Pro Bowl berth, the Ed Block Courage Award and a second-team All-AFC nod from UPI. He had surgery on both thumbs during the season. Smith did not start the Denver game (12/4), and missed entirely games against Cleveland (11/20) and Seattle (11/27) due to the tricep injury, the first games he had missed since 1989, a string of 84 consecutive games. Smith led the team in sacks for the second straight season with 11.5, a total that ranked third in the AFC and sixth in the NFL. He also had 43 tackles (37 solo), five forced fumbles, one fumble recovery, 34 QB pressures, five pass deflections and one blocked field goal. Smith had four multiple-sack games, recording 2.5 at Denver (10/17) and two each vs. the Raiders (11/6), San Diego (11/13) and Houston (12/18). In the season opener in his hometown of New Orleans Smith had two tackles, one sack, a forced fumble and an interception returned for 41 yards. He twisted his ankle on the return. **1993:** Smith played in all 16 games, starting 15, and led the NFL in sacks with 15 en route to his third consecutive Pro Bowl berth, first as a starter. He was a first-team All-NFL pick by AP, *Pro Football Weekly* and *Football Digest* and a unanimous All-AFC choice, registering 55 tackles (43 solo), four forced fumbles, three fumble recoveries, one interception and 27 QB pressures. Smith blocked two John Carney field goals in a 17-14 victory at San Diego (10/17), and notched a career-high four sacks against the Raiders (10/3), tying for the most in the NFL in one game in 1993. He had two sacks in three other games (Buffalo, 11/28, Denver, 12/12, and San Diego, 12/19). Smith snared his second career interception vs. Chicago while adding three sacks and two forced fumbles. He had two tackles, two sacks and a forced fumble in the Chiefs' AFC Wild Card victory over Pittsburgh (1/8/94), and racked up six tackles, one sack and two forced fumbles in Kansas City's AFC Divisional Playoff victory at Houston (1/16/94). He made a team-high 11 stops in the AFC Championship Game loss at Buffalo (1/23/94). **1992:** Smith started all 16 games, earning his second consecutive Pro Bowl berth. He tied for the team sack lead with 14.5 and was fifth on the club with a career-high 77 tackles (62 solos tied for team high). He also had a team-best 53 QB pressures, two forced fumbles, two fumble recoveries and his first career interception, which he returned 22 yards vs. Seattle (11/22) for his second career touch-

down. His sack total tied for the third-most ever by a Chief and was the third-highest in the AFC (T6th NFL). Smith had at least four tackles in 13 games, and had two stops, one sack, one pass deflection and a fumble recovery in the Chiefs' playoff loss to the Chargers (1/2/93). **1991:** Smith started all 16 games at right defensive end, earning his first Pro Bowl berth. He recorded 65 tackles (41 solo), eight sacks, three forced fumbles, two fumbles recoveries, 45 QB pressures and six pass deflections. Smith was named AFC Defensive Player of the Month for September, when he collected 30 tackles, five sacks and two forced fumbles. He had at least four tackles in eight games, including a season-high 10 vs. San Diego (9/29). Smith had seven stops (six solo) in the Chiefs' Wild Card victory over the Raiders (12/28), and made six tackles and knocked down a pass in Kansas City's AFC Divisional Playoff defeat at the hands of the Bills (1/5/92). **1990:** Smith played 16 games and started 15, earning second-team All-NFL mention from *The National*. He recorded 68 tackles (51 solo), including 9.5 sacks, as well as 51 QB pressures, four forced fumbles and two fumble recoveries. Smith had a great day in the Chiefs' AFC Wild Card Playoff loss at Miami (1/5/91), recording six tackles, 1.5 sacks and one forced fumble. He had a season-high nine tackles (7 solo) and a forced fumble at Denver (9/17), and registered two sacks and forced a fumble at Indianapolis (10/7). He had a pair of sacks at New England (12/2) and registered seven stops, 1.5 sacks and a fumble recovery vs. Houston (12/16). **1989:** Smith played in and started 15 games at left defensive end, producing 67 tackles (50 solo), 7.5 sacks (second-most on squad), a team-leading four forced fumbles, two fumble recoveries and three pass deflections. He also scored his first NFL touchdown on a three-yard fumble return at Cleveland (11/19). Smith's one missed assignment came against Cincinnati (10/1) when he was suffering a chest injury sustained the previous week vs. San Diego (9/24). He had eight tackles (seven solo), a sack, two forced fumbles and his fumble return for a touchdown in the Cleveland game. At Green Bay (12/10) he had four stops, two sacks, a forced fumble and a recovered fumble (same fumble) that set up the Chiefs' final touchdown in a 21-3 victory. He made a season-high nine stops (seven solo), one sack and one forced fumble vs. San Diego (12/17). **1988:** Smith played in 13 games with seven starts during his rookie campaign, sharing left defensive end with Leonard Griffin. One of his starts came at right end. Smith missed a good portion of training camp with an ankle injury and then sat out three games after undergoing a non-football related surgery. For the season he recorded 53 tackles (31 solo), 2.5 sacks, three pass deflections and a forced fumble. Smith made his first NFL start at Seattle (9/11) and posted three tackles. His first pro sack came against the Chargers (9/25), along with five tackles. He injured his left ankle in the game and was limited the next two weeks. Smith's best game of the season came against the Raiders (10/16) when he collected six tackles (five solo), a sack, a pass deflection and a forced fumble. He had a season-high seven stops in the rematch with the Raiders (10/30). Smith was the second overall selection of the first round of the 1988 NFL Draft by the Chiefs (Aundray Bruce to Atlanta was first). The Chiefs traded their 1988 second-round pick to Detroit to move up one spot and select Smith.

COLLEGE: Smith finished his college career at Nebraska with 14.5 sacks, 24 tackles for loss and one interception. He was a first-team All-America selection of *The Sporting News* and earned second-team honors from AP and *Football News* as a senior. Smith was named Defensive MVP of the Ricoh Japan Bowl, collecting two sacks, two forced fumbles and two pass deflections in one half. He came to Nebraska a 208-pound freshman who ran the 40-yard dash in 5.09 seconds and had a vertical leap of 30 inches. He graduated weighing 260 pounds, running a 4.59 40, and leaping 35 inches. Smith had 65 tackles (35 solo), 7.5 sacks and 12 tackles for loss as a senior.

PERSONAL: Smith was an all-area and all-district football and basketball player at McDonough 35 High School in his hometown of New Orleans, La. He has an arm length of 44 inches and a wing span of 7-feet, 1-inch. While in Kansas City, Smith was one of the team's most community-minded players. He was involved in various outreach projects, including a community program called "Neil's Deal" directed toward youth. He also earned the "Super Kansas Citizen Award" from the South K.C. Chamber of Commerce and was the national spokesperson for the "Yes I Can" Foundation, which encourages, enhances and empowers children and youth with disabilities to attain their greatest potential. Smith, who is dyslexic, authored a children's book in 1998 titled "Yes I Can! Struggles from Childhood to the NFL," aimed at providing hope and encouragement to children with disabilities. He was named to the U.S. Junior Chamber of Commerce's 58th class of 10 Outstanding Young Americans in March 1996, joining retired Air Force Captain Scott O'Grady and Oklahoma Congressman and former Oklahoma quarterback J.C. Watts. In November 1995, Smith, received the Lab School of Washington's 11th Annual Outstanding Learning Disabled Achievers Award. He and his wife Sheri have a daughter, Nesha (4/9/91), and two sons, Joshua (11/14/82) and Neland (8/18/97). The family makes its home in Blue Springs, Mo. Smith was born April 10, 1966 in New Orleans.

SMITH'S REGULAR SEASON RECORD

Year	Club	G	S	UT	A	TT	S-Yds.	I-Yds.	PD	FF	FR	TD-Int.	TD-FR	S	Pts.
1988	Kan. City	13	7	31	22	53	2.5-26	0-0	3	1	0	0	0	0	0
1989	Kan. City	15	15	50	17	67	7.5-49.5	0-0	3	4	2	0	1	0	6
1990	Kan. City	16	15	51	17	68	9.5-71	0-0	0	4	2	0	0	0	0
1991	Kan. City	16	16	41	24	65	8-52	0-0	6	3	2	0	0	0	0
1992	Kan. City	16	16	62	15	77	14.5-114.5	1-22	0	2	2	1	0	0	6
1993	Kan. City	16	15	43	12	55	15-127	1-3	0	4	3	0	0	0	0
1994	Kan. City	14	13	37	6	43	11.5-89	1-41	5	5	1	0	0	0	0
1995	Kan. City	16	14	48	16	64	12-82	0-0	3	5	1	0	0	0	0
1996	Kan. City	16	16	40	14	54	6-31.5	0-0	2	1	0	0	0	0	0
1997	Denver	14	13	38	8	46	8.5-39.5	0-0	4	1	0	0	0	0	0
CAREER TOTAL		152	140	441	151	592	95-682	3-66	25	30	13	1	1	0	12

ADDITIONAL STATISTICS: Scored one touchdown on three-yard fumble return, 1989. Scored a touchdown on a 22-yard interception return, 1992. Blocked two field goals, 1993. Blocked one field goal, 1994. Blocked one field goal, 1995. Blocked one field goal, 1996.

SMITH'S POSTSEASON RECORD

Year	Club	G	S	UT	A	TT	S-Yds.	I-Yds.	PD	FF	FR	TD-Int.	TD-FR	S	Pts.
1990	Kan. City	1	1	6	0	6	1.5-5.5	0-0	0	1	0	0	0	0	0
1991	Kan. City	2	2	11	2	13	0-0	0-0	1	0	0	0	0	0	0
1992	Kan. City	1	1	2	0	2	1-13	0-0	1	0	1	0	0	0	0
1993	Kan. City	3	3	13	6	19	3-12	0-0	0	2	0	0	0	0	0
1994	Kan. City	1	1	0	0	0	0-0	0-0	0	0	0	0	0	0	0
1995	Kan. City	1	1	5	2	7	1-7	0-0	0	1	0	0	0	0	0
1997	Denver	4	4	8	2	10	3-26	0-0	1	2	1	0	0	0	0
CAREER TOTAL		13	13	45	12	57	9.5-63.5	0-0	3	6	2	0	0	0	0



ROD SMITH

WIDE RECEIVER

6-0 • 196 • 4TH YR. • MISSOURI SOUTHERN

BORN: May 15, 1970 in Texarkana, Ark.

HIGH SCHOOL: Texarkana High School, Texarkana, Ark.

RESIDES: Aurora, Colo.

ACQUIRED: Rookie Free Agent, 1994

PRO YEAR: 4th • YEAR WITH BRONCOS: 4th

NFL GAMES PLAYED/STARTED: 42/18

80

The 1997 season proved to be a breakout for Rod Smith, who ascended from relative anonymity to status as one of the brightest young stars in the game today. Smith, who had only started two of his prior 26 games in the league before the '97 season, started all 16 games and became the deep threat that coach Mike Shanahan had hoped he would be, hooking up with John Elway on numerous occasions to help Denver spread the ball all over the field and keep defenses off balance. Smith posted one of the best statistical seasons in franchise history, and seeks to climb to new heights in 1998, as he will attempt to take his game to an All-Pro level. The fourth-year pro has now played in 42 games and started 18, catching 92 passes for 1,569 yards (17.1) with 15 touchdowns and a long of 78 yards. He has also returned 24 punts for a 12.3-yard average (295 yds.) with a long of 36, and five kickoffs for a 16.6-yard average (83 yds.) with a long of 29. Smith's first NFL touchdown in 1995 — on his first NFL reception — may always be his most memorable, as he outleaped Washington Redskins All-Pro Darrell Green to haul in a 43-yard John Elway pass in the end zone as time expired, giving Denver a 38-31 victory. Smith entered the NFL in 1994 as a rookie free agent with the Broncos out of Missouri Southern. He spent that season on the practice squad before making the 53-man roster in '95.

1997: Smith started all 16 games at wide receiver and finishing second on the team in receptions with 70 for a team-leading 1,180 yards (16.9) with a long of 78 yards and 12 touchdowns in his first year as a full-time starter. The yardage and touchdown totals both represented the third-highest single-season totals in franchise history. He also carried the ball five times on reverses for a net total of 16 yards rushing (3.2), with a long of 21 (at San Diego, 11/30). Smith's 16.9 yards per catch average ranked third in the NFL, and he also ranked fourth in the AFC (T8th NFL) in receiving yardage, tied for 10th (T18th NFL) in receptions, tied for first in the AFC (T2nd NFL) in receiving touchdowns, tied for third (T5th NFL) in total touchdowns and points scored by a non-kicker (T6th NFL), and 11th in total yards from scrimmage (1,143). Smith posted six 100-yard receiving performances in 1997, the second-highest total in franchise history behind Lionel Taylor's seven in 1960. He posted back-to-back two-touchdown games in Weeks Four and Five, and added two more multi-TD games (at Pittsburgh, 12/7 and vs. San Diego, 12/21). Smith posted nine recep-

MOST RECEIVING TOUCHDOWNS IN THE NFL, 1997

PLAYER	TEAM	REC. TDs
1. Cris Carter	Minnesota	13
2. Rod Smith	Denver	12
Joey Galloway	Seattle	12
James Jett	Oakland	12
Antonio Freeman	Green Bay	12

*Tied for fifth-most total touchdowns in the NFL

tions of 30 yards or longer during the regular season (30, 37t, 40, 41, 43, 47, 59t, 72t and 78), plus two more in postseason play (43t and 40). His 72- and 78-yard receptions represent the two longest completions by Elway to the same receiver in a single season. Smith also returned one punt for 12 yards against St. Louis (9/14). It all began on opening day for Smith vs. Kansas City (8/31) when he set then-career highs with five receptions for 122 yards to lead both teams. His total included a career-best 78-yard reception from John Elway late in the second quarter to set up a Denver field goal. It was the third-longest non-scoring reception in Broncos history. Versus St. Louis (9/14), he caught four passes for 126 yards and two scores (from 72 and 38 yards out) in Denver's 35-14 victory. Smith set a career high for receptions (7) in Week Four vs. Cincinnati (9/21) — a feat he would match at Kansas City on 11/16 — on 82 receiving yards in Denver's 38-20 victory. He also caught two touchdowns in the game from 1 and 8 yards out for his second straight two-TD game. Smith posted a new career high with 130 yards on five receptions in the Broncos' 34-13 Monday Night win over New England in Week Six (10/6). He registered his first NFL rushing attempt at Oakland (10/19), gaining 14 yards on a reverse, to go along with five passes for 58 yards (11.6). His next 100-yard game came vs. Seattle (11/2) when he caught five passes for 114 yards (22.8), including a 59-yard touchdown reception from Elway in the third quarter to put Denver ahead 27-20. It was Smith's fourth 100-yard game of '97, the most by a Bronco since Anthony Miller had five in 1994. Smith also carried once on a reverse and gained three yards. The next Sunday vs. Carolina (11/9), Smith caught four passes for 40 yards (10.0), including his sixth touchdown of the season on a 20-yard pass from John Elway in the third quarter of Denver's 34-0 romp. At Kansas City (11/16), he tied his career high with a game-high seven receptions for 114 yards, including a long of 43, to notch his fifth 100-yard game of the season, tied for second-most in franchise history. His 43-yarder in the first quarter will likely be remembered as one of the most outstanding the league has seen in recent years, as Smith showed remarkable concentration while drawing a pass interference call and nearly being tripped as the ball neared his hands. Smith's seventh touchdown (15 yds.) came vs. Oakland (11/24) on Monday Night Football, and he added his eighth the following week at San Diego (11/30) on a 5-yard reception from Elway, in addition to a career-best 21-yard rushing gain on a reverse. Smith came up big at Pittsburgh (12/7), catching four passes for 115 yards with a long of 41 and two touchdowns, his third two-touchdown game of the season. His scores came on a 37-yard pass play from Elway in the first quarter and a 25-yard play from Elway in the second, as he eclipsed the 1,000-yard receiving mark for the season. He closed the regular season on a high note vs. San Diego (12/21)

THE EXCLUSIVE 3,000-1,500-1,000 CLUB

The Broncos' John Elway, Terrell Davis, Rod Smith and Shannon Sharpe proved to be one of the best quadruple threats in the NFL during the 1997 season. The quartet combined to pull off one of the rarest feats in NFL history, and now Denver is the only franchise in league history to do so in consecutive seasons. Denver is now one of only nine teams in NFL history to produce a 3,000-yard passer, a 1,500-yard rusher and a 1,000-yard receiver in the same season. Also, the four players combined to produce a 3,000-yard passer, 1,500-yard rusher and two 1,000-yard receivers in 1997, a feat that, along with Detroit in 1995 and '97, has been accomplished only three times in NFL history:

TEAM (YEAR)	QUARTERBACK	RUNNING BACK	RECEIVER
Denver (1997)	John Elway (3,362)	Terrell Davis (1,750)	Rod Smith (1,127) Shannon Sharpe* (1,107)
Detroit (1997)	Scott Mitchell (3,484)	Barry Sanders (2,053)	Herman Moore (1,293) Johnny Morton (1,057) Yancey Thigpen (1,398)
Pittsburgh (1997)	Kordell Stewart (3,020)	Jerome Bettis (1,665)	Shannon Sharpe* (1,062)
Denver (1996)	John Elway (3,328)	Terrell Davis (1,538)	Michael Irvin (1,603)
Dallas (1995)	Troy Aikman (3,304)	Emmitt Smith (1,773)	Herman Moore (1,686)
Detroit (1995)	Scott Mitchell (4,338)	Barry Sanders (1,500)	Brett Perriman (1,488)
Dallas (1992)	Troy Aikman (3,445)	Emmitt Smith (1,713)	Michael Irvin (1,396)
N.Y. Giants (1986)	Phil Simms (3,487)	Joe Morris (1,516)	Mark Bavaro* (1,061)
Tampa Bay (1984)	Steve DeBerg (3,554)	James Wilder (1,544)	Kevin House (1,005)

*only tight ends to account for "receiver" portion of trio.

DENVER BRONCOS SINGLE-SEASON RECEIVING LEADERS

SINGLE-SEASON RECEIVING YARDS			SINGLE-SEASON RECEIVING TOUCHDOWNS		
PLAYER	YEAR	REC. Yds.	PLAYER	YEAR	REC. TDs
1. Steve Watson	1981	1,244	1. Anthony Miller	1995	14
2. Lionel Taylor	1960	1,235	2. Steve Watson	1981	13
3. Rod Smith	1997	1,180	3. Rod Smith	1997	12
			Lionel Taylor	1960	12

with his fourth two-TD game, catching four passes for 53 yards and scoring on tosses of 11 and 15 yards from Elway. **Postseason:** Smith started all four postseason games at wide receiver and caught 11 passes for a team-leading 205 yards (18.6) with a long of 43 yards, which accounted for his only postseason touchdown. The play came in the first quarter of Denver's Wild Card win over Jacksonville (12/27/97) and gave the Broncos a 14-0 lead. He would catch three passes for 99 yards and one TD on the day. All three receptions came in the first half, and came on third down, including a later 40-yard reception on 3rd-and-6 from the Broncos' 12-yard line. That kept the drive alive, as Denver went on to score for a 21-0 lead. His and Ed McCaffrey's blocking from the wide receiver position helped turn reasonable gains on the ground into long ones as Denver racked up 310 yards rushing in the contest, a franchise postseason record and the fifth-most ever in a playoff game. In Denver's 14-10 AFC Divisional Playoff win at Kansas City (1/4/98), he caught two passes for 19 yards. His longest reception, of 17 yards, came on a 3rd-and-7 play late in the second quarter and spotted the Broncos at the Chiefs' 4-yard line, from which they would punch it in to produce their first touchdown of the day and take a 7-0 lead. In Denver's 24-21 AFC Championship Game victory at Pittsburgh (1/11/98), he caught a career playoff-high six passes for 87 yards to lead all Broncos receivers. His longest catch covered 20 yards. Smith started at wideout in Super Bowl XXXII vs. Green Bay (1/25/98), but he did not catch a pass, only recording a fair catch on a punt in the ballgame.

1996: Smith handled the role of No. 3 receiver for much of the season and caught 16 passes for 237 yards (14.8) and two touchdowns, returned 23 punts for 283 yards (12.3) with a long of 36 and posted one special teams tackle after beginning his season late (vs. Baltimore, 10/20) because of injury. Smith's 12.3-yard punt return average was second-best in the AFC and fourth in the NFL. His first touchdown of the year was the game-winner in Game 9 at Oakland, as he hauled in a 49-yard John Elway pass with 4:14 remaining to give the Broncos a 22-21 win on Monday Night Football. On the night he finished with a career-high four receptions for 72 yards. It was the second time in his two seasons that Smith had caught a game-winning pass, following the dramatic final-play 43-yard touchdown grab from Elway to push the Broncos over the Redskins 38-31 (9/17/95) during his rookie season. His other '96 touchdown came against Oakland in Denver's 24-19 victory Dec. 15. Smith was inactive for the first six games of the season while recovering from a broken collarbone suffered in the preseason at Dallas (8/17). He saw his first action of the regular season vs. Baltimore (10/20), catching one pass for 35 yards and returning a kickoff for 29 yards. Smith regained his No. 1 punt returner job prior to the Kansas City game (10/27), in which he fielded seven punts for 99 yards, including a 36-yarder in the first quarter. He also caught two passes for 22 yards against the Chiefs. Smith began throwing and catching again during the week of the Tampa Bay game (9/15). Prior to his injury, Smith was pushing Ed McCaffrey in competition for a starting wide receiver spot, and was the No. 1 punt returner. In Denver's AFC Divisional Playoff Game vs. Jacksonville, Smith caught one pass for 15 yards, returned two punts for 12 and made two special teams stops. **1995:** Smith was used in all 16 games both at wide receiver and on special teams, where he recorded six tackles and forced a fumble. On the season he had six catches for 152 yards (25.3) with a long of 43, and returned four kickoffs for 54 yards (13.5) with a long of 17. Smith's spectacular game-ending 43-yard touchdown reception from John Elway in Week Three gave the Broncos a 38-31 win over Washington (9/17), and was the first of his NFL career. Smith out-jumped and out-dued Redskins All-Pro Darrell Green for the ball before landing just inside the end zone as time expired. He recorded his first career kickoff return, for 16 yards, at New England (10/8), and forced a fumble on special teams coverage vs. San Diego (11/19). Smith had his best all-around performance in the season-finale at Oakland (12/24), starting at wide receiver as the Broncos opened in a four-wide receiver set. He caught two passes for 56 yards, including a 26-yarder in the fourth quarter on a third-and-10 play, helping the Broncos continue their game-tying drive, en route to a 31-28 come-from-behind victory. **1994:** Smith spent the season as a member of the Broncos' practice squad, showing steady improvement each week.

COLLEGE: Smith enjoyed a stellar career at Missouri Southern, finishing with league records in career receiving yards (3,043) and touchdowns (34). He also broke the school's reception record (153), and was named first-team All-America by AP, Kodak, Football Gazette, and NCAA Div. II sports information directors after his senior year. In his final season, Smith caught 63 passes for 986 yards and 13 touchdowns, and was a finalist for the Harlon Hill Award, given annually to the top football player at the Division II level. He was named Missouri Southern's Outstanding Graduate in 1994, after completing his collegiate studies with degrees in economics and finance, general business, as well as marketing and management.

PERSONAL: Smith was all-league, all-area, all-state and an Arkansas all-state game choice as a senior at Texarkana High School in Texarkana, Ark. He lettered twice in football and basketball and once in baseball. Smith was born May 15, 1970 in Texarkana, Ark. He is single and makes his home in Aurora, Colo.

SMITH'S REGULAR SEASON RECORD

Year	Club	G	S	RECEIVING					PUNT RETURNS					KICKOFF RETURNS					
				No.	Yds.	Avg.	LG	TD	No.	FC	Yds.	Avg.	LG	TD	No.	Yds.	Avg.	LG	TD
1994	Denver																		
PRACTICE SQUAD																			
1995	Denver	16	1	6	152	25.3	43t	1	0	1	0	0.0	0	0	4	54	13.5	17	0
1996	Denver	10	1	16	237	14.8	49t	2	23	15	283	12.3	36	0	1	29	29.0	29	0
1997	Denver	16	16	70	1,180	16.9	78	12	1	0	12	12.0	12	0	0	0	0.0	0	0
CAREER TOTAL		42	18	92	1,569	17.1	78	15	24	16	295	12.3	36	0	5	83	16.6	29	0

SCORING

Year	Club	TD	TDt	TDp	TDt	2pt	Pts.
1995	Denver	1	0	1	0	0	6
1996	Denver	2	0	2	0	0	12
1997	Denver	12	0	12	0	0	72
CAREER TOTAL		15	0	15	0	0	90

ADDITIONAL STATISTICS: Special teams tackles — 1995 (6), 1996 (1), TOTAL (7). Smith rushed five times for 16 yards, 1997: (1-14 at Oakland, 10/19/97; 1-3 vs. Seattle, 11/2/97; 1-(-13) at Kansas City, 11/16/97; 1-25 at San Diego, 11/30/97 and 1-(-9) at Pittsburgh, 12/7).

SMITH'S POSTSEASON RECORD

		RECEIVING							PUNT RETURNS							SCORING				
Year	Club	G	S	No.	Yds.	Avg.	LG	TD	No.	FC	Yds.	Avg.	LG	TD	TD	TDr	TDp	TDt	2pt	Pts.
1996	Denver	1	0	1	15	15.0	15	0	2	0	12	6.0	6	0	0	0	0	0	0	0
1997	Denver	4	4	11	205	18.6	43t	1	0	1	0	0	—	0	1	0	1	0	0	6
CAREER TOTAL		5	5	12	220	18.3	43t	1	2	1	12	6.0	6	0	1	0	1	0	0	6

ADDITIONAL STATISTICS: Special teams tackles — 1996 (2).

SMITH'S SINGLE-GAME HIGHS

(Postseason in parenthesis)

Most receptions — 7 at Kansas City, 11/16/97 and vs. Cincinnati, 9/21/97 (6 at Pittsburgh, 1/11/98). **Most receiving yards** — 130 vs. New England, 10/6/97 (99 vs. Jacksonville, 12/27/97). **Longest reception** — 78 yds. vs. Kansas City, 8/31/97 (43t vs. Jacksonville, 12/27/97). **Most receiving touchdowns** — 2, four times, most recently vs. San Diego, 12/21/97 (1 vs. Jacksonville, 12/27/97). **Most punt returns** — 7 vs. Kansas City, 10/27/96 (2 vs. Jacksonville, 1/4/97). **Most punt return yards** — 99 vs. Kansas City, 10/27/96 (12 vs. Jacksonville, 1/4/97). **Longest punt return** — 36 vs. Kansas City, 10/27/96 (6 vs. Jacksonville, 1/4/97). **Most kickoff returns** — 4 vs. Jacksonville, 12/3/95. **Most kickoff return yards** — 54 vs. Jacksonville, 12/3/95. **Longest kickoff return** — 29 vs. Baltimore, 10/20/96.



HARRY SWAYNE

6-5 • 293 • 12TH YR. • **RUTGERS**

BORN: February 2, 1965 in Philadelphia, Pa.
HIGH SCHOOL: Cardinal Dougherty High School, Philadelphia, Pa.
RESIDES: Philadelphia, Pa.
ACQUIRED: Unrestricted Free Agent (San Diego), 1997
PRO YEAR: 11th • **YEAR WITH BRONCOS:** 2nd
NFL GAMES PLAYED/STARTED: 138/77

74

Harry Swayne provided the type of veteran leadership and backup capabilities that asst. head coach/offensive line Alex Gibbs seeks, in his first year as a Bronco in 1997. Swayne, who has played in 138 regular season (77 starts) and 10 post-season (six starts) games, figures to contribute the same steady, veteran play in 1998, providing valuable insurance for starters Gary Zimmerman and Tony Jones, as well as performing admirably on special teams. Swayne entered the NFL in 1987 as a defensive end drafted in the seventh round (190th overall) by Tampa Bay, with whom he played his first four NFL seasons. His con-

version to offensive tackle came in 1990. Swayne then spent six seasons with San Diego — starting at left tackle in Super Bowl XXIX vs. San Francisco (1/29/95) — before signing with Denver as an unrestricted free agent in 1997.

1997: Swayne played in seven games on special teams and as a reserve on the offensive line. He was inactive for games 3-10 before being activated again for the Kansas City game (11/16). He saw his most extensive action of the season at San Francisco (12/15) when he replaced an injured Tony Jones (knee) at right tackle in the fourth quarter. Swayne's first non-special teams action came at Seattle (9/7) when he spelled Jamie Brown at left tackle. **Postseason:** Swayne played in all four postseason games, primarily on special teams.

1996: Swayne played in all 16 games for San Diego, starting the first three at left tackle before being replaced by Vaughn Parker. **1995:** Swayne started all 16 regular season games at left tackle for San Diego for the second consecutive season. He also started the Chargers' AFC Wild Card Game against the Indianapolis Colts (12/31/95). **1994:** Swayne started all 16 regular season games at left tackle, as well as all three playoff games, including Super Bowl XXIX vs. San Francisco. A mistake that Swayne made in the AFC Championship Game at Pittsburgh (1/15/95) ended up being a gift in disguise for the Chargers. Late in the fourth quarter Swayne was called for a false start on third-and-nine at the Steelers' 38-yard line and San Diego trailing in the game 13-10. The Steelers ended up stopping San Diego short of a first down on the play, but because of the penalty, the play did not count. On the ensuing play, with San Diego now in a third-and-14 hole, Stan Humphries connected with Tony Martin for a 43-yard touchdown that gave the Chargers a 17-13 lead that they never relinquished. **1993:** Swayne started 11 games and was one of the line's top performers. He did not play in Games 1-3 due to a shoulder injury. Swayne suffered a concussion and damaged eye orbit in the third quarter at Indianapolis (11/29) and missed the remainder of the game. He missed Games 12-13 (vs. Denver and Green Bay) due to the eye orbit injury, but returned to finish strong in the final three games. **1992:** Swayne started all 16 regular season games as well as two playoff games, as the Chargers won their first divisional title since 1981. He continued his rise to prominence in the NFL, earning praise from numerous opposing coaches and players. Swayne missed part of the Chargers' Sept. 13 game at Denver due to dehydration. **1991:** Swayne established his presence early by earning a starting position in training camp, and was voted by his teammates as the Chargers' co-Lineman of the Year. His season was cut short by a lower leg fracture suffered in Week 12 at the Jets (11/24). Swayne was placed on injured reserve Nov. 30 and remained there for the rest of the season. He was acquired as a Plan 'B' free agent by San Diego prior to the 1991 season from Tampa Bay. **1990:** Swayne played in 10 games as a backup with the Buccaneers after making the successful switch from defensive end to offensive left tackle. **1989:** Swayne spent the '89 season backing up Paul Gruber and Rob Taylor in Tampa Bay. He saw offensive action at Washington (10/22) in the second half, and also played on special teams. **1988:** Swayne played both defensive end positions for Tampa Bay, starting the season behind former Denver Bronco Ron Holmes. He played in 10 games, starting one. Swayne had five quarterback pressures vs. Green Bay (10/2) and equaled his career high with four tackles at New Orleans (9/25). He injured his neck at Chicago (12/6) and spent the remainder of the season on injured reserve. **1987:** Swayne played in eight games, starting two in his rookie season with the Buccaneers. He was placed on the injured reserve list from Sept. 8 to Oct. 31 with a broken wrist suffered in the final preseason game at Indianapolis (9/5). Swayne finished the season with 12 tackles and three quarterback pressures. His first NFL start came at New Orleans (12/6). Swayne also started the following week vs. Detroit for an injured Ron Holmes and equaled his season high with four tackles. He was drafted by the Bucs in the seventh round of the 1987 NFL Draft (190th overall).

COLLEGE: Swayne played collegiately at Rutgers University as a defensive end, finishing his career with eight sacks and 12 tackles for loss. As a senior in 1986 he started nine games and registered 51 tackles, five sacks, nine tackles for loss and three fumble recoveries. Swayne started five games as a junior in 1985 and had eight sacks and 12 tackles for loss. He graduated with a degree in sports management in 1990.

PERSONAL: Swayne earned all-city honors at Philadelphia's Cardinal Dougherty High School, leading the Cardinals to the Catholic League title in 1982 with a 10-2 record. He is originally from Philadelphia, Pa., and is an avid Philadelphia 76ers fan. While in San Diego Swayne was extremely active in the community, speaking to elementary and high schools. He also funds a scholarship through All-Sports Community Services for disadvantaged college-bound students. Swayne became involved with Boys & Girls clubs as part of his degree requirements in sports management at Rutgers. He also interned at Tampa Stadium as part of his curriculum when he

was with the Bucs. He is an honorary chairman of the Cancer Survivors Day on behalf of Scripps Clinic in San Diego and is also a part owner with former Charger teammate — and now Broncos teammate — Courtney Hall of the San Diego Sports Page, a local monthly sports newspaper. Swayne and his wife Dawn make their home in Philadelphia. He was born Feb. 2, 1965 in Philadelphia.

SWAYNE'S REGULAR SEASON RECORD

Year	Club	G	S
1987	Tampa Bay	8	2
1988	Tampa Bay	10	1
1989	Tampa Bay	16	0
1990	Tampa Bay	10	0
1991	San Diego	12	12
1992	San Diego	16	16
1993	San Diego	11	11
1994	San Diego	16	16
1995	San Diego	16	16
1996	San Diego	16	3
1997	Denver	7	0
CAREER TOTAL		138	77

ADDITIONAL STATISTICS: 1987 - 12 tackles and three quarterback pressures. 1988 - 17 tackles (two for loss) and 10 quarterback pressures.

SWAYNE'S POSTSEASON RECORD

Year	Club	G	S
1992	San Diego	2	2
1994	San Diego	3	3
1995	San Diego	1	1
1997	Denver	4	0
CAREER TOTAL		10	6



MAA TANUVASA DEF. TACKLE

6-2 • 267 • 5TH YR. • HAWAII

BORN: November 6, 1970 in American Samoa
HIGH SCHOOL: Mililani High School, Mililani, Hawaii
RESIDES: Highlands Ranch, Colo.
ACQUIRED: Free Agent, 1995
PRO YEAR: 5th • **YEAR WITH BRONCOS:** 4th
NFL GAMES PLAYED/STARTED: 32/6

98

Maa Tanuvasa came into his own during the 1997 season, making the jump from part-time player to full-time sack man, as he tied for the team lead in that category (8.5) and excelled with his play throughout the season. He makes up for his lack of prototypical size with extraordinary quickness, strength and agility — factors that figure to take him toward another successful season in the orange and blue in 1998. Tanuvasa has played in 32 regular season (six starts) and five postseason (four starts) contests with 13.5 career sacks and 45 tackles (35 solo). He was signed by the Broncos in February 1995 after brief stints with the Rams and Steelers. Tanuvasa was originally an eighth round pick (209th overall) out of Hawaii in 1993 by the Rams.

1997: Tanuvasa saw action in 15 of the 16 games and started five after moving into a full-time role at right defensive tackle before the ninth game of the season (vs. Seattle, 11/2). He made quite an impact with 21 tackles (20 solo), including 8.5 sacks (-44.5), tied for the team lead and tied for 10th-most in the AFC. Tanuvasa suffered a sprained right ankle early in the first quarter vs. Oakland (11/24) and did not return to the game. X-rays were taken, and proved negative, but the ankle would bother him for the remainder of the season. He played but did not start the next week at San Diego (11/30), and was inactive the following week at Pittsburgh (12/7). Tanuvasa had a breakout game on Monday Night Football vs. New England in Week Six (10/6), posting three sacks (-23) of Patriots quarterback Drew Bledsoe, the most by a Bronco since Simon Fletcher had four in a Nov. 11, 1990 game at San Diego. Tanuvasa's first two sacks came in the season-opener against Kansas City (8/31), and he added his third vs. Cincinnati (9/21). He reached 7.5 with one solo vs. Carolina (11/9) and 8.5 with another solo at Kansas City (11/16). He also had a career-high six solo stops in the K.C. game. **Postseason:** Tanuvasa started all four postseason games at right defensive tackle and made seven stops (5 solo), including one sack (-8), which came in the Wild Card win over Jacksonville (12/27/97). He had two tackles in that

game, two solo stops the next week at Kansas City (1/4/98), two tackles (one solo) at Pittsburgh (1/11/98) in the AFC Championship Game, and one solo stop in Denver's 31-24 Super Bowl XXXII victory over Green Bay (1/25/98).

1996: Tanuvasa played in all 16 regular season games and made one start at right defensive tackle (at San Diego, 12/22) in place of Michael Dean Perry (ankle). He played as a reserve on the defensive line in the other 15 contests and had a breakthrough season with 24 tackles (15 solo) — including five sacks (-39) — and one pass break-up. He also made one tackle on special teams. On opening day vs. the Jets (9/1) Tanuvasa was credited with one of the Broncos' nine sacks in Denver's 31-6 victory. He registered his second sack of the season as well as one solo tackle in Denver's 28-17 win over San Diego (10/6) and added his third sack — among six total tackles (four solo) — at Oakland (11/4) in a Monday Night game won by the Broncos 22-21. Tanuvasa's fourth sack came at New England (11/17), and his season was capped by his career-high fifth at San Diego (12/22), as he started his first NFL contest at right defensive tackle in place of Michael Dean Perry (ankle). For the night he made three total tackles (2 solo) and broke up a pass. In Denver's AFC Divisional Playoff vs. Jacksonville (1/4/97) Tanuvasa saw action on the defensive line and made one solo tackle. **1995:** Tanuvasa, originally signed by the Broncos Feb. 22, 1995, spent the first eight games of the season on the practice squad before being elevated to the active roster Oct. 24. He was declared inactive for each of his first two games, before making his first professional appearance against San Diego (11/19), seeing action on special teams. **1994:** Tanuvasa spent a portion of the season as a member of the Pittsburgh Steelers practice squad after being released by the Rams in training camp. He started the Rams' first preseason game at Green Bay (8/6/94). **1993:** Tanuvasa spent the season on injured reserve with the Rams after injuring his knee in a preseason game at Cleveland (8/21/93).

COLLEGE: Tanuvasa finished his three-year career at the University of Hawaii with 190 tackles (116 solo) and 10 sacks. As a senior he had 84 tackles (57 solo) and 10 sacks. He posted 41 stops (27 solo) as a junior and 65 (32 solo) as a sophomore.

PERSONAL: Tanuvasa was an Oahu Interscholastic Association All-Star selection in both football and track at Mililani High School in Mililani, Hawaii. His first name means "rock" in Samoan, providing the reason for his nickname "The Rock." Maa Junior Tanuvasa was born Nov. 6, 1970 in American Samoa. His name is pronounced "MAH-ah TAH-noo-VAH-sah." He and his wife, Kris, make their home in Highlands Ranch, Colo.

TANUVASA'S REGULAR SEASON RECORD

Year	Club	G	S	UT	A	TT	S-Yds.	I-Yds.	PD	FF	FR	TD-Int.	TD-FR	S	Pts.
1993	L.A. Rams														
1994	Rams/Pitt.														
1995	Denver	1	0	0	0	0	0-0	0-0	0	0	0	0	0	0	0
1996	Denver	16	1	15	9	24	5-39	0-0	1	0	1	0	0	0	0
1997	Denver	15	5	20	1	21	8.5-44.5	0-0	0	0	0	0	0	0	0
CAREER TOTAL		32	6	35	10	45	13.5-83.5	0-0	1	0	1	0	0	0	0

TANUVASA'S POSTSEASON RECORD

Year	Club	G	S	UT	A	TT	S-Yds.	I-Yds.	PD	FF	FR	TD-Int.	TD-FR	S	Pts.
1996	Denver	1	0	1	0	1	0-0	0-0	0	0	0	0	0	0	0
1997	Denver	4	4	5	2	7	1-8	0-0	0	0	0	0	0	0	0
CAREER TOTAL		5	4	6	0	8	1-8	0-0	0	0	0	0	0	0	0



KEITH TRAYLOR DEF. TACKLE

6-2 • 304 • 7TH YR. • CENTRAL STATE (OKLA.)

BORN: September 3, 1969 in Little Rock, Ark.
HIGH SCHOOL: Malvern High School, Malvern, Ark.
RESIDES: Lone Tree, Colo.
ACQUIRED: Unrestricted Free Agent (Kansas City), 1995
PRO YEAR: 7th • **YEAR WITH BRONCOS:** 4th
NFL GAMES PLAYED/STARTED: 84/22

94

Keith Traylor made a triumphant return to Denver in 1997 after spending five years away from the Mile High City. He became the immovable object that the Broncos desperately needed in the middle of their defensive line and appears to be headed toward Pro Bowl status in the near future. Traylor, who spent his first two pro seasons in Denver, has also played for Green Bay and Kansas City, as well as in the World League of American Football (now known as NFL Europe). He has played in 84 regular season games (22



starts) and seven postseason contests (four starts), with 173 tackles (113 solo), 37 pass breakups and 5.5 sacks in regular season play. A unique athlete, Traylor began his career as a linebacker with the Broncos in 1991, but grew into the current force he is in the middle of the defense without losing any of the quickness he brought with him from Central State (Okla.) as a third-round draft choice (61st overall) in 1991. At 6-2, 304 lbs., Traylor is not only one of the quickest linemen in the NFL, he is also one of very few who can dunk a basketball.

1997: Traylor was outstanding in starting all 16 games at left defensive tackle and leading all Denver defensive linemen with 51 tackles (39 solo), including two sacks (-20), two passes defended and one interception. The pickoff — the first of his career — came at Buffalo (10/26) and was returned 62 yards for his first professional touchdown. He began the regular season against one of his former clubs, as he registered three tackles (one solo) in Denver's 19-3 victory over the Chiefs. He had six stops (four solo) the next week at Seattle (9/7) and registered his first sack of the season (-12) to go along with four solo tackles in Denver's 35-14 win over St. Louis on Sept. 14. Traylor missed several series in the Cincinnati game (9/21) with a bruised right shoulder, but did return to limited action and had one solo stop in Denver's 38-20 win. He tied a season-high with six tackles (four solo) the next week at Atlanta in a 29-21 victory. His action was limited against Seattle (11/2) because of a deep thigh bruise, but he came back the next week against Carolina (11/9) and recorded four solo tackles in Denver's 34-0 victory. **Postseason:** Traylor started all four postseason games at left defensive tackle and recorded 11 stops (9 solo), including one sack (-1), with two passes defended. In the AFC Wild Card Playoff vs. Jacksonville (12/27/97), Traylor started at left defensive tackle and posted four tackles (3 solo) with one pass defended. The next week in Denver's 14-10 AFC Divisional Playoff win at Kansas City (1/4/98), he posted three solo tackles, two of which came behind the line of scrimmage just two days after the death of his mother. After the game, he was awarded the game ball in the locker room by head coach Mike Shanahan. In the AFC Championship Game at Pittsburgh, he made a big impact with two tackles (1 solo), including a sack (-1) and a pass defended as Denver advanced to the Super Bowl with a 24-21 victory. In Super Bowl XXXII vs. Green Bay (1/25/98), Traylor started at left defensive tackle and posted two solo tackles in Denver's 31-24 win over the Packers.

1996: Traylor shared time on the defensive line for the Chiefs and posted a career-high 42 tackles (31 solo) with one sack, 11 quarterback pressures, one forced fumble and one pass defended. He played in 15 games, including a start against Indianapolis (12/15/96) at right defensive tackle, in which he made four tackles (3 solo). Traylor's one sack came against Detroit (11/28) for a three-yard loss. He also blocked a field goal against the Raiders (9/8) in a Kansas City victory, and had a season-high six tackles with two quarterback pressures vs. Pittsburgh (10/7) on Monday Night Football. **1995:** Traylor was a steady backup at defensive tackle, playing in the NFL for the first time since 1993. He played in all 16 games, contributing 19 tackles (13 solo), 1.5 sacks, one forced fumble, one fumble recovery, four passes defended and 33 quarterback pressures. Traylor's best game was a three-tackle, one-sack effort vs. San Diego (10/9). He had two tackles in the Chiefs' playoff loss to Indianapolis (1/7/96). In the spring of 1995 Traylor was with the Barcelona Dragons of the World League, playing in eight of 10 games (three starts) and posting 16 tackles, including 14 solo stops, and recovering a pair of fumbles. **1994:** Traylor was signed by Kansas City Feb. 9 and was waived during the final roster cutdown Aug. 28. He did not sign with any other team that season. **1993:** Traylor was signed by the Raiders as a free agent July 19 after the Broncos chose not to re-sign him. He was waived by the Raiders Aug. 30, then signed with Green Bay Sept. 14 and played in five games, making one tackle. He was released by the Packers Nov. 9 and signed with Kansas City Jan. 5, 1994, in time to be active for the Chiefs' playoff loss to the Steelers (1/8/94). Traylor was then released two days later. **1992:** Traylor saw action in all 16 games with Denver (one start), making 39 tackles (21 solo), one fumble recovery and one sack. He notched his first NFL sack vs. Seattle (12/20). **1991:** Traylor earned all-rookie honors from Pro Football Weekly and Football Digest as a linebacker for the Broncos. He played in all 16 games and started two. Traylor was a backup to Michael Brooks and Karl Mecklenburg at inside linebacker and made 27 tackles (12 solo) on defense, as well as 16 more (nine solo) on special teams. He started for Brooks vs. Seattle (9/15), making nine stops, and vs. San Diego (9/22), recording 10 tackles. Traylor was also used at the fullback position in several postseason goal-line situations, a la the Bears' William "Refrigerator" Perry. Traylor played in both playoff games with the Broncos. He was picked by Denver in the third round (61st overall) of the 1991 NFL Draft.

COLLEGE: Traylor played collegiately for two seasons at Central State (Okla.) after transferring from Coffeyville (Kan.) Junior College. At Central State he made 146 tackles, five sacks, two interceptions, three forced fumbles and two fumble recoveries. Traylor played in just four full games



and parts of two others as a senior because of a leg injury, but still managed 67 tackles and three forced fumbles. He was a first-team All-Lone Star Conference pick as a junior when he amassed 79 stops, five sacks, two fumble recoveries and two interceptions. Traylor's two years as a starter at Coffeyville included an MVP performance in the 1988 JUCO Championship Game. He had 229 tackles, 14 sacks and nine interceptions at Coffeyville.

PERSONAL: A native of Little Rock, Ark., Traylor was a two-time all-state and all-conference linebacker at Malvern (Ark.) High School. He was also a standout on the basketball court and the baseball diamond, earning all-state and all-conference honors in both sports. Traylor was rated among the 10 best prospects in the state of Arkansas. In his spare time he enjoys playing basketball and pool. Keith has one son, Brandon (3/4/87). He and his wife Krista reside in Lone Tree, Colo. Byron Keith Traylor was born Sept. 3, 1969, in Little Rock, Ark.

TRAYLOR'S REGULAR SEASON RECORD

Year	Club	G	S	UT	A	TT	S-Yds.	I-Yds.	PD	FF	FR	TD-Int.	TD-FR	S	Pts.
1991	Denver	16	2	12	15	27	0-0	0-0	0	0	0	0	0	0	0
1992	Denver	16	3	21	18	39	1-14	0-0	0	1	0	0	0	0	0
1993	G.B./K.C.	5	0	1	0	1	0-0	0-0	0	0	0	0	0	0	0
1994							OUT OF FOOTBALL								
1995	Kan. City	16	0	16	3	19	1.5-12.5	0-0	4	1	1	0	0	0	0
1996	Kan. City	15	1	31	11	42	1-3	0-0	1	1	0	0	0	0	0
1997	Denver	16	16	39	12	51	2-20	1-62t	2	0	0	1	0	0	6
CAREER TOTAL		84	22	120	62	182	5.5-49	1-62t	7	3	1	1	0	0	6

ADDITIONAL STATISTICS: Special teams tackles — 1991 (16). Blocked one field goal, 1996.

TRAYLOR'S POSTSEASON RECORD

Year	Club	G	S	UT	A	TT	S-Yds.	I-Yds.	PD	FF	FR	TD-Int.	TD-FR	S	Pts.
1991	Denver	2	0	0	0	0	0-0	0-0	0	0	0	0	0	0	0
1995	Kan. City	1	0	2	0	2	0-0	0-0	0	0	0	0	0	0	0
1997	Denver	4	4	9	2	11	1-1	0-0	2	0	0	0	0	0	0
CAREER TOTAL		7	4	11	2	13	1-1	0-0	2	0	0	0	0	0	0



MELVIN TUTEN

TACKLE

6-6 • 305 • 3RD YR. • SYRACUSE

BORN: November 11, 1971 in Washington, D.C.
HIGH SCHOOL: Woodrow Wilson High School, Washington, D.C.
RESIDES: Washington, D.C.
ACQUIRED: Free Agent, 1998
PRO YEAR: 3rd • **YEAR WITH BRONCOS:** 1st
NFL GAMES PLAYED/STARTED: 32/9

7

Melvin Tuten brings to the Broncos in 1998 the necessary depth to keep Denver's offensive line achieving the same level of success it has enjoyed since the arrival of Mike Shanahan in 1995. A big tackle with good athletic ability, Tuten was a part-time starter for Cincinnati in 1995-96, playing in 32 career games and making nine starts. He entered the NFL in 1995 as the Bengals' third-round draft choice (69th overall).

1997: Tuten was out of football after being waived by the Bengals Aug. 18.

1996: Tuten played in all 16 games and made seven starts for Cincinnati. He started the first six games at left tackle and the second to last game at right tackle, and also contributed on special teams. **1995:** Tuten played in all 16 games and made two starts for Cincinnati. He also played short-yardage tight end, catching two passes for 12 yards, including a three-yard touchdown from Jeff Blake vs. Jacksonville (9/10). Tuten did a fine job in matchups that season against Pittsburgh's Greg Lloyd and Kevin Greene, and Green Bay's Sean Jones. He was drafted by Cincinnati in 1995 (Rd. 3/No. 69).

COLLEGE: Tuten started his college career at Syracuse at tight end, but he was switched to left tackle during the 1992 season and started there in '93 and '94. He had 51 knockdown blocks as a junior, and was credited with 44 more as a senior when the Orangemen ran for 200.9 yards per game. He helped the offense average 392.5 yards per game in '93. Tuten redshirted in 1991. One of his teammates with the Orangemen was Broncos wideout Sir Mawn Wilson. Tuten, a sociology major, also played some basketball at SU.

PERSONAL: Tuten attended Woodrow Wilson High School in Washington, D.C., where he played football and was named MVP of his basketball team. Melvin Eugene Tuten, Jr., was born Nov. 11, 1971 in Washington, D.C. He resides in Washington, D.C.

TUTEN REGULAR SEASON RECORD

Year	Club	G	S	TD	TDp	TDt	2pt	Pts.
1995	Cincinnati	16	2	1	0	1	0	6
1996	Cincinnati	16	7	0	0	0	0	0
1997								
OUT OF FOOTBALL								
CAREER TOTAL		32	9	1	0	1	0	6

ADDITIONAL STATISTICS: Tuten has caught two passes (both in '95) for 12 yards and one touchdown (three yards).



TONY VELAND

6-1 • 209 • 2ND YR. • NEBRASKA

SAFETY

BORN: March 11, 1973 in Omaha, Neb.
HIGH SCHOOL: Benson High School, Omaha, Neb.
RESIDES: Parker, Colo.
ACQUIRED: Draft #6 (191st overall), 1996
PRO YEAR: 2nd • **YEAR WITH BRONCOS:** 2nd
NFL GAMES PLAYED/STARTED: 12/0

32

Entering his third season in Denver — and second on the active roster — safety Tony Veland's role will no doubt expand, as he continues to be groomed to step into a starter's role sometime in the near future. Veland, a multi-talented athlete who played quarterback and defensive back in college, figures to be a major part of the Broncos' future defensive plans. He has now played in 12 career games, primarily on special teams. Veland entered the NFL in 1996 as the Broncos sixth-round draft choice (181st overall) out of Nebraska, and spent his first season on the practice squad.

1997: Veland played in 12 games, mostly on special teams, and was inactive for the other four. He played in his first professional game vs. Cincinnati in Week Four (9/21), contributing on special teams. For the year he posted one solo tackle and one pass defended, and added five more tackles and a fumble recovery on special teams. Veland saw his first defensive action vs. Oakland (11/24), then posted his pass defended at San Diego (11/30) and his only tackle vs. San Diego (12/21). His fumble recovery came at San Francisco on Dec. 15 after teammate Derek Loville had the ball knocked loose on a kickoff return. **Postseason:** Veland played in all four postseason games and made one special teams tackle, and forced a fumble on a kickoff return by Antonio Freeman of the Packers in Super Bowl XXXII, which was recovered by teammate Tim McKyer at the Green Bay 22-yard line, with Denver leading 24-17.

1996: Veland spent the entire season on the practice squad. He was chosen in the sixth round and went through training camp with the club before being waived on the final cutdown Aug. 25. He was signed to the practice squad two days later.

COLLEGE: Veland began his career at Nebraska as a quarterback but suffered a collarbone injury and was replaced by Tommy Frazier. He played behind Frazier in '92 and '93 before being converted to safety for his final two seasons. He completed 6 of 9 passes for 176 yards and a touchdown in '93, and rushed 15 times for 15 yards in 1992-93. After switching to safety Veland started 21 of 23 games and recorded 64 tackles (35 solo), four interceptions, three passes defended, two fumble recoveries and one forced fumble.

PERSONAL: Veland was a second-team all-state selection as a quarterback at Benson High School in Omaha, Neb., where he completed 54.2% of his passes and threw just two interceptions. He gained 700 yards through the air, rushed for 704 more and averaged 39.1 yards per punt in final campaign. Veland also led the basketball team to the No. 1 ranking in the state during the regular season, and lettered three times each in football, track and basketball. He placed fifth in the state Class A finals in the 100 meters (11.03) and third in the discus (162'-2") in 1991. An engineering major at Nebraska, Veland was the keynote speaker at the 1992 National Education Week, as well as serving as a volunteer speaker at Cueller Junior High. His last name is pronounced VEE-land. Tony was born March 11, 1973 in Omaha, Neb. He and his wife, Brooke, make their home in Parker, Colo.

VELAND'S REGULAR SEASON RECORD

Year	Club	G	S	UT	A	TT	S-Yds.	I-Yds.	PD	FF	FR	TD-Int.	TD-FR	S	Pts.
1996	Denver														
1997	Denver	12	0	1	0	1	0-0	0-0	1	0	0	0	0	0	0
PRACTICE SQUAD															
CAREER TOTAL		12	0	1	0	1	0-0	0-0	1	0	0	0	0	0	0

ADDITIONAL STATISTICS: Special teams tackles — 1997 (5). Recovered one fumble on special teams, 1997.

VELAND'S POSTSEASON RECORD

Year	Club	G	S	UT	A	TT	S-Yds.	I-Yds.	PD	FF	FR	TD-Int.	TD-FR	S	Pts.
1997	Denver	4	0	0	0	0	0-0	0-0	0	0	0	0	0	0	0

ADDITIONAL STATISTICS: Special teams tackles — 1997 (1). Forced one fumble on special teams, 1997.



MARVIN WASHINGTON

DEF. END

6-6 • 285 • 10TH YR. • IDAHO

BORN: October 22, 1965 in Denver, Colo.
HIGH SCHOOL: Kimball High School, Dallas, Texas
RESIDES: Dallas, Texas
ACQUIRED: Unrestricted Free Agent (San Fran.), 1998
PRO YEAR: 10th • **YEAR WITH BRONCOS:** 1st
NFL GAMES PLAYED/STARTED: 130/89

95

Marvin Washington was arguably the Broncos' biggest hit during the 1998 free agency period, as he brings to the team another quality pass rushing defensive end to go along with All-Pro Neil Smith and Alfred Williams, and reserves Harald Hasselbach and Ernest Jones. Washington, now in his 10th NFL campaign, has played in 130 games (89 starts) with 451 career tackles (299 solo), 38.5 sacks, eight forced fumbles, one fumble recovery and one interception. He has also played in and started one postseason game (1991 with New York) in which he recorded two tackles (both solo). The Broncos will be his third NFL team, having previously played with the New York Jets and the San Francisco 49ers. When he left the Jets he ranked seventh all-time on their career sacks list and had recorded seven career multiple-sack games. One of his coaches in New York was Broncos defensive coordinator Greg Robinson. Washington entered the NFL in 1989 as a sixth-round draft choice (151st overall) of the Jets.

1997: Washington played in 10 games (one start) for San Francisco, posting six tackles (3 solo) and one sack before being placed on injured reserve Nov. 12 (right ankle). He signed with San Francisco just before the start of the regular season (8/21) after being released by the Jets (8/12).

1996: Washington played and started in 13 games with the Jets, registering 61 tackles (44 solo), 2.5 sacks, eight passes defended and one forced fumble. He suffered rib cartilage damage in the opener at Denver (9/1) and was subsequently inactive at Miami two weeks later after trying to play with the injury. He had two solo tackles and a forced fumble of Rodney Hampton against the Giants the next week. However, he re-injured his ribs in the game and missed the contest the next week at Washington. He moved to DT in game seven and started there for the rest of the season. Washington had 11 tackles vs. Buffalo (10/20), and had nine stops in the season finale against Miami (12/22). **1995:** Washington started all 16 games at three different positions (LDE, RDE, LDT), totaling 89 tackles (65 solo), six sacks, six pass breakups and three forced fumbles. His sack total ranked second on the team and his tackle total was fifth on the team and highest among defensive linemen. Seven of the stops and one sack came in a Week 12 win at Seattle. He had six tackles, a sack and a forced fumble against Jacksonville. He had nine stops (two for loss) and a sack vs. Indianapolis in game two. **1994:** Washington played and started in 15 games at left defensive end, with 58 tackles (36 solo), three sacks, six passes defended and one interception, which he returned for seven yards at Houston. He was third on the team with nine tackles for loss and 4th in sacks. He earned a game ball for his five-tackle (three for loss), two-sack performance in the season opening victory at Buffalo. **1993:** Washington started every game, finished second on the team with 5.5 sacks and led the team with 24 QB pressures. He also had 71 tackles (48 solo), five passes defended and three forced fumbles. He had a season-high eight tackles and three QB pressures in the second-to-last game of the season at Buffalo. **1992:** Washington started all 16 games and led the team with a career-high 8.5 sacks. He was also sixth on the team with 62 tackles (39 solo) and fourth in pass breakups with eight. Washington started the final 14 games at RDE after Jeff Lageman injured a knee and was lost for the season. Washington earned a game ball at Buffalo (12/6) with an eight-tackle, five-QB pressure game that also included a pass defended. He recorded the fifth multiple-sack game of his career with two against New England in game five. **1991:** Washington played and started in 15 games at LE, finishing third on the team with six sacks, among 45 tackles (33 solo), as well as two pass breakups and a forced fumble. He had two multiple-sack games (game five vs. Miami and game eight at Indy), and also had a season-high seven tackles in game 13 at Buffalo. He was awarded the game ball for his efforts against Indianapolis. **1990:** Washington played in all 16 games (no starts), finishing with 4.5 sacks

(3rd on team), 48 tackles (25 solo), one pass breakup and one blocked field goal. He also had two special teams tackles. **1989:** Washington played in all 16 games (no starts) at both DE and DT, finishing the season with 1.5 sacks, 11 tackles (six solo), two pass breakups, one fumble recovery and four special teams tackles. He was a sixth round pick of the Jets in 1989 (151st overall) out of the University of Idaho, where he was a teammate of current Bronco Mark Schlereth. The Jets acquired the selection from the Raiders in exchange for Russell Carter.

COLLEGE: Washington played right end for the Big Sky champions at Idaho as a senior in 1988. He led the team and set a school record with 14.5 sacks. He started off collegiately at the University of Texas-El Paso, where he was a reserve on the basketball team. Washington started his college football career at Hinds (Miss.) Community College in 1987 and transferred to Idaho in '88. A criminal justice major at Idaho, Marvin also played basketball, seeing action in 19 games.

PERSONAL: Washington was a highly recruited basketball star out of Kimball High School in his hometown of Dallas, Texas. Marvin Andrew Washington was born Oct. 22, 1965 in Denver, Colo., and raised in Dallas. A very active speaker to children at schools and hospitals, he still resides in Dallas during the offseason.

WASHINGTON'S REGULAR SEASON RECORD

Year	Club	G	S	UT	A	TT	S-Yds.	I-Yds.	PD	FF	FR	TD-Int.	TD-FR	S	Pts.
1989	N.Y. Jets	16	0	6	5	11	1.5-8	0-0	2	0	1	0	0	0	0
1990	N.Y. Jets	16	0	25	23	48	4.5-31	0-0	1	0	0	0	0	0	0
1991	N.Y. Jets	15	15	33	12	45	6.0-39	0-0	2	1	0	0	0	0	0
1992	N.Y. Jets	16	16	39	23	62	8.5-48	0-0	8	0	0	0	0	1	2
1993	N.Y. Jets	16	16	48	23	71	5.5-33	0-0	5	3	0	0	0	0	0
1994	N.Y. Jets	15	15	36	22	58	3.0-21	1-7	6	0	0	0	0	0	0
1995	N.Y. Jets	16	16	65	24	89	6.0-42	0-0	6	3	0	0	0	0	0
1996	N.Y. Jets	13	13	44	17	61	2.5-17	0-0	8	1	0	0	0	0	0
1997	San Fran.	10	1	3	3	6	1.0-9	0-0	0	0	1	0	0	0	0
CAREER TOTAL		130	89	299	152	451	38.5-218	1-7	38	8	2	0	0	1	2

ADDITIONAL STATISTICS: Special Teams Tackles — 1989 (4), 1990 (2), TOTAL (6). Blocked Field Goals — 1990 (1). Returned one kickoff for 11 yards, 1989.

WASHINGTON'S POSTSEASON RECORD

Year	Club	G	S	UT	A	TT	S-Yds.	I-Yds.	PD	FF	FR	TD-Int.	TD-FR	S	Pts.
1991	Jets	1	1	2	0	2	0-0	0-0	0	0	0	0	0	0	0



KENDELL WATKINS

TACKLE

6-1 • 282 • 3RD YR. • MISSISSIPPI STATE

BORN: March 8, 1973 in Jackson, Miss.

HIGH SCHOOL: Provine High School, Jackson, Miss.

RESIDES: Englewood, Colo.

ACQUIRED: Free Agent, 1998

PRO YEAR: 3rd • **YEAR WITH BRONCOS:** 1st

NFL GAMES PLAYED/STARTED: 16/0

68

Kendell Watkins brings versatility and athleticism to the Broncos at the tackle position, signing as a free agent during the offseason. He has played on the offensive line and as a tight end during his NFL career, but will concentrate on the former with the Broncos. Watkins has played in 16 regular season games and three postseason games, all with Dallas in 1995, when the Cowboys won their third Super Bowl title in four years.

1997: Watkins was out of football after being released by the Cowboys July 11.

1996: Watkins spent the entire season on injured reserve after tearing the anterior cruciate ligament in his right knee against Kansas City (8/5) during a preseason game in Mexico City. He was officially placed on injured reserve Aug. 22. **1995:** Watkins played in all 16 games at tight end for Dallas, earning a Super Bowl ring when the Cowboys defeated Pittsburgh 27-17 in Super Bowl XXX. He caught one pass for 8 yards from Troy Aikman against Arizona (9/24) for his first pro reception. In his pro debut, the Cowboys dismantled the Giants on a Monday Night, 35-0, as the offense rolled up 459 yards, including 230 on the ground, their highest total since October 1993. Watkins was drafted as a tight end by Dallas (Rd. 2/No. 59), the fifth tight end chosen in that draft.

COLLEGE: Watkins started 22 of his final 23 games at Mississippi State, missing one start as a junior when the Bulldogs opened the game in a three-receiver set. As a senior, Watkins had five receptions for 66 yards and 44 knockdown blocks and earned an invitation to play in the Senior Bowl. He had a career-high three catches in the season opener against Memphis, and had a huge

two-yard TD reception with 36 seconds remaining that helped Ole Miss upset Tennessee. Watkins had six catches for 68 yards as a junior, and his first career catch went for a 15-yard touchdown. He missed playing time during his sophomore season after undergoing arthroscopic knee surgery.

PERSONAL: Watkins earned all-metro, all-district and second-team all-state honors as a tight end at Provine High School in Jackson, Miss. He was the team captain as a senior, catching 14 passes for 246 yards and two touchdowns while also lining up at defensive end and linebacker. Kendell Mairo Watkins was born March 8, 1973 in Jackson, Miss. He resides in Englewood, Colo.

WATKINS' REGULAR SEASON RECORD

Year	Club	G	S
1995	Dallas	16	0
1996		INJURED RESERVE	
1997		OUT OF FOOTBALL	
CAREER TOTAL		16	0

ADDITIONAL STATISTICS: Watkins caught one pass for eight yards in 1995 with Dallas.

WATKINS' POSTSEASON RECORD

Year	Club	G	S
1995	Dallas	3	0



ALFRED WILLIAMS

DEF. END

6-6 • 263 • 8TH YR. • COLORADO

BORN: November 6, 1968 in Houston, Texas

HIGH SCHOOL: Jesse H. Jones Sr. High School, Houston, Tex.

RESIDES: Superior, Colo.

ACQUIRED: Unrestricted Free Agent (San Fran.), 1996

PRO YEAR: 8th • **YEAR WITH BRONCOS:** 3rd

NFL GAMES PLAYED/STARTED: 111/86

91

Alfred Williams continued last season the success he enjoyed in 1996, and with an injury-free 1998, figures to put up even more impressive numbers. Williams, who came to Denver as an unrestricted free agent in 1996 from San Francisco, has tallied 21.5 sacks over the past two seasons, leading the club over that period. He has played in 111 regular season games (86 starts) with 295 tackles (247 solo), 19 pass breakups, 12 forced fumbles, five fumble recoveries and 52.5 sacks (-386 yards), and played in six postseason contests (five starts) with 12 tackles (nine solo), one pass breakup and two sacks (-14 yards). Williams played in the Pro Bowl following the 1996 season, and earned several All-NFL honors. The former University of Colorado All-American was drafted 18th overall in 1991 by Cincinnati, with whom he spent his first four NFL seasons before signing with San Francisco in 1995. He signed with the Broncos Feb. 26, 1996, fulfilling a quest he had made known since leaving CU after his collegiate career.

1997: Williams started all 16 games at right defensive end and made 48 tackles (39 solo), including 8.5 sacks (-74) to tie for the team lead and tie for 10th-most in the AFC, as well as one forced fumble and one fumble recovery which he returned 51 yards for a touchdown against Cincinnati (9/21). The recovery and touchdown came with 57 seconds remaining in the game after Neil Smith had sacked Jeff Blake and forced the ball loose. In the season opener vs. Kansas City (8/31), Williams returned to the starting lineup after missing the final three preseason games with a left triceps tear, and recorded two tackles (1 solo). Williams had returned to practice Monday, Aug. 25. The next week at Seattle (9/7), he made six tackles (5 solo) in Denver's 35-14 victory. Williams' first two sacks came in Week Five at Atlanta (9/28), both in the fourth quarter against Billy Joe Tolliver. He added his third at Oakland (10/19), with his fourth coming at Buffalo (-20 yards on 10/26). Williams added six tackles (four solo) against the Raiders and a forced fumble against Buffalo. He earned the sack by tracking down Andre Reed as the Bills' wide receiver took the ball on a reverse and attempted to pass, but was thrown for a 20-yard loss in overtime. That set up Jason Elam's 33-yard game winning field goal. Versus Carolina (11/9), he posted two solo tackles, including a half a sack of Kerry Collins (-2) in the fourth quarter of Denver's 34-0 win. On Monday Night Football vs. Oakland (11/24), Williams made four solo tackles, including a sack of Jeff George for a 9-yard loss on the Raiders' first possession of the second half in Denver's 31-3 victory. The next Sunday at San Diego (11/30), he slightly tore his right triceps muscle, but the injury was not believed to be as serious the tear of his left triceps during the preseason. Williams notched his second two-sack game of the season at San Francisco (12/15) to raise his season

total to 7.5, and closed with an 8-yard sack vs. San Diego (12/21) to reach 8.5. **Postseason:** Williams started all four postseason games at right defensive end and recorded 10 tackles (7 solo), including two sacks (-14), both of which came in the AFC Divisional Playoff win at Kansas City (1/4/98). His initial sack came in the first quarter, resulting in a 4-yard loss, and his second came on the Chiefs' final possession of the game, resulting in a 10-yard loss. In the AFC Championship Game at Pittsburgh (1/11/98), Williams posted five tackles (3 solo) and helped to harass Kordell Stewart all day, as Denver advanced to the Super Bowl with a 24-21 victory. In Super Bowl XXXII vs. Green Bay (1/25/98), Williams started at right defensive end and posted two tackles (1 solo).

1996: Williams proved to be one of the league's most valuable free-agent acquisitions of 1996, earning selection to his first Pro Bowl in addition to first-team All-Pro nods from the Associated Press, *The Sporting News*, *Pro Football Weekly* and *Football News*, second-team mention from *College & Pro Football Newsweekly* and first-team All-AFC kudos from UPI and *Football News*. Williams started all 16 regular season games at right defensive tackle and ranking among the league leaders in sacks. Overall he made 65 tackles (55 solo) and tied for third in the AFC (T5th NFL) in sacks with 13 (-102), the highest figure put up by a Bronco since Simon Fletcher had 13.5 in 1993. The franchise record is 16 by Fletcher in 1992. He also knocked down four passes, forced five fumbles and recovered one. On opening day vs. the Jets (9/1) Williams started at right defensive end in his first game as a Bronco and made a big impact with 4 tackles (3 solo) — including 1.5 sacks for 12.5 yards in losses — and two forced fumbles. Williams was named AFC Defensive Player of the Week for Week Three when he recorded two sacks, recovered two fumbles and forced another in a 27-23 Broncos defeat of Tampa Bay (9/15). The following week at Kansas City (9/22) Williams switched sides with Dan Williams to start at left defensive end, and harassed Chiefs' quarterback Steve Bono all day, making five tackles (4 solo) and knocking down two passes. The next week at Cincinnati (9/29) Williams started at right defensive end and had a big day against his former teammates, recording a sack (-10) among his six total tackles (4 solo) in Denver's 14-10 victory. He posted a two-sack day and forced his fifth fumble of the season vs. Baltimore (10/20). Versus Chicago (11/10) he recorded a season-high 10 tackles (7 solo) with one pass defended and his league-leading 10th sack of the season (-9) in Denver's 17-12 victory. Williams also had two sacks at Minnesota (11/24) in a Broncos win, giving him 13 for the season, which led the league at the time. He started Denver's AFC Divisional Playoff vs. Jacksonville (1/4/97), posting one solo tackle with two passes defended. **1995:** Williams played in all 16 games with San Francisco, starting one. He recorded 4.5 sacks and 28 tackles (21 solo) for a 49ers defense that finished the season ranked number one in the National Football League. Williams saw action in the 49ers' NFC Divisional Playoff Game vs. Green Bay, a 27-17 loss (1/6/96), in which he made one solo tackle. **1994:** Williams started all 16 games for Cincinnati and led the team in sacks with 9.5. He also had 47 tackles (40 solo), one fumble recovery and one forced fumble. Williams had a single-game high of four sacks at Pittsburgh (10/16), tying the NFL's single-game high for the 1994 season. He also had a season-high seven tackles (all solo) against the Steelers. Williams sacked Seattle QB Rick Mirer for a safety in a Nov. 6 victory over the Seahawks. He also had two sacks at Houston (9/25) and one-and-a-half sacks at Denver (11/27). **1993:** Williams started all 16 games for the Bengals, recording 28 tackles (22 solo), four sacks — second-most on the team — and one forced fumble. He also tied for the team lead in QB pressures with 18. Williams had an eight-yard sack, a QB pressure and a season-high six tackles at Kansas City (10/10), as well as a six-yard sack for a safety against Steve Young at San Francisco (12/5). **1992:** Williams played in 15 games and made six starts for the Bengals in his second NFL season. He had 43 stops (38 solo), a career single-season high 10 sacks and three forced fumbles. He missed most of training camp that season as doctors worked to resolve an irregular heartbeat problem. He required two surgeries for the condition, which was declared cured in mid-August. Williams had two sacks for 26 yards in the season-opener at Seattle. One of the sacks included a fumble by Seahawk quarterback Kelly Stouffer which was recovered by Bengal teammate Ferdinand Vinson and returned 22 yards for a touchdown. Williams had two-sack games vs. Minnesota (9/27) and vs. Cleveland (11/1). He had a season-high seven tackles at Houston (10/25). **1991:** Williams played in all 16 games and made 15 starts. He had 38 tackles (33 solo), three sacks, two fumble recoveries and one forced fumble. He signed with the Bengals August 18 after Cincinnati drafted him in the first round (18th overall) of the 1991 draft.

COLLEGE: Williams was a consensus All-America selection at Colorado in 1989 as a linebacker and in 1990 as a defensive end. As a member of the Buffaloes co-National Championship team in 1990, Williams was the first CU player ever to win a national collegiate postseason trophy when he was named the 1990 Butkus Award winner, emblematic of the nation's top linebacker. Williams

is still the Buffs' all-time sack leader with 35 and all-time leader in tackles for losses with 59. In all, he compiled 263 tackles in his CU career, which included All-Big Eight selections from 1988-90. While at CU he was teammates with Broncos' punter Tom Rouen.

PERSONAL: Williams attended Jesse Jones High School in Houston, Texas, where he was a first-team USA Today All-America selection, and captained the basketball and track teams. He was honored in October 1996 as one of the Broncos' three nominees for the True Value/NFL Man of the Year. Alfred and his wife, Lena, make their home in Superior, Colo., with their three children, Dominique (6), Justin (3) and Christopher Alfred (2). The town of Superior celebrated Alfred Williams day in March 1998, in honor of its local Super Bowl champion. Alfred Hamilton Williams was born Nov. 6, 1968 in Houston, Texas.

WILLIAMS' REGULAR SEASON RECORD

Year	Club	G	S	UT	A	TT	S-Yds.	I-Yds.	PD	FF	FR	TD-Int.	TD-FR	S	Pts.
1991	Cincinnati	16	15	33	5	38	3-16	0-0	2	1	2	0	0	0	0
1992	Cincinnati	15	6	38	5	43	10-70	0-0	3	3	0	0	0	0	0
1993	Cincinnati	16	16	22	6	28	4-28	0-0	2	1	0	0	0	1	2
1994	Cincinnati	16	16	40	7	47	9.5-62	0-0	1	1	1	0	0	1	2
1995	San Fran.	16	1	21	7	28	4.5-34	0-0	7	0	0	0	0	0	0
1996	Denver	16	16	55	10	65	13-102	0-0	4	5	1	0	0	0	0
1997	Denver	16	16	38	8	46	8.5-74	0-0	0	1	1	0	1	0	6
CAREER TOTAL		111	86	247	48	295	52.5-386	0-0	19	12	5	0	1	2	10

ADDITIONAL STATISTICS: Williams scored his first career touchdown on a 51-yard fumble return vs. Cincinnati (9/21/97).

WILLIAMS' POSTSEASON RECORD

Year	Club	G	S	UT	A	TT	S-Yds.	I-Yds.	PD	FF	FR	TD-Int.	TD-FR	S	Pts.
1995	San Fran.	1	0	1	0	1	0-0	0-0	0	0	0	0	0	0	0
1996	Denver	1	1	1	0	1	0-0	0-0	1	0	0	0	0	0	0
1997	Denver	4	4	7	3	10	2-14	0-0	0	0	0	0	0	0	0
CAREER TOTAL		6	5	9	3	12	2-14	0-0	1	0	0	0	0	0	0



SIR MAWN WILSON WIDE RECEIVER

6-2 • 213 • 2ND YR. • SYRACUSE

BORN: June 4, 1973 in Killeen, Texas
HIGH SCHOOL: Tampa Catholic High School, Tampa Bay, Fla.
RESIDES: Englewood, Colo.
ACQUIRED: Free Agent, 1997
PRO YEAR: 2nd • **YEAR WITH BRONCOS:** 2nd
NFL GAMES PLAYED/STARTED: 0/0

88

Sir Mawn Wilson is in his second year with the Broncos after spending time between the practice squad and the active roster in 1997. He was on the active roster for two regular season games but was inactive each week, and throughout the playoffs. Wilson entered the NFL in 1996 as a rookie free agent with Miami, out of Syracuse. He signed a new contract with the Broncos March 23, 1998.

1997: Wilson signed with Denver May 28 and went through training camp with the club before being waived in the final cut-down Aug. 24. He was re-signed to the practice squad Aug. 25, and spent the first 14 weeks of the regular season there before being signed to the active roster Dec. 8 for the remainder of the regular season and playoffs. He had played with the Arizona Rattlers of the Arena Football League during the the spring of 1997.

1996: Wilson signed with Miami as a rookie free agent April 25, and went through training camp with the club, but was released Aug. 21.

COLLEGE: Wilson was a two-year starter at Syracuse, catching 43 passes for 656 yards (15.3) and a touchdown. He was originally recruited to play safety, seeing action in four games as a freshman, before moving to wideout. In eight games as a senior he caught 18 passes for 281 yards and a touchdown, after moving into a full-time starting position as a junior. Wilson, who earned his bachelor's degree in sociology, redshirted in 1991.

PERSONAL: Wilson attended Tampa (Fla.) Catholic High School where he was second-team all-state and all-conference, all-county and all-Bay Area as a senior. He also lettered in basketball and track, finishing second in the state finals in the triple jump. Wilson is a member of the UpBound McKnight Achievement & the Future Business Leaders of America Clubs. He enjoys reading and listening to music. Sir Mawn Jeyson Wilson was born June 4, 1973, in Killeen, Texas. He is single and resides in Englewood, Colo.



GARY ZIMMERMAN

TACKLE

6-6 • 294 • 13TH YR. • OREGON

BORN: December 13, 1961 in Fullerton, Calif.
HIGH SCHOOL: Walnut High School, Walnut, Calif.
RESIDES: Bend, Ore.
ACQUIRED: Trade with Minnesota, 1993
PRO YEAR: 13th • **YEAR WITH BRONCOS:** 6th
NFL GAMES PLAYED/STARTED: 184/184

65

Gary Zimmerman is in his 13th NFL season and his sixth with the Broncos, having re-signed with the club Sept. 9, 1997 after determining that his left shoulder had healed sufficiently from offseason surgery to allow him to compete again at an All-Pro level. His play during the 1997 season was as outstanding as ever, as he and his offensive linemen were instrumental in leading Denver to its first World Championship. The shoulder, operated on in December of 1996, and again in January of 1997, had given Zimmerman problems throughout the 1996 season. Despite the excruciating pain, he showed once again last year why he is one of the most respected offensive linemen in the National Football League. The seven-time Pro-Bowler has now started all 184 games in which he has played in his 12-year career and has been a major reason that Denver's offense has been able to post the most prolific three-year totals in franchise history over the course of the 1995-97 seasons. He had a streak of 169 consecutive starts before being forced to the sideline at Green Bay (12/8/96) following surgery on his left shoulder. A consummate professional year in and year out, he has been named All-NFL four times (1986-88, 1996), NFL Lineman of the Year in 1987, and second-team All-NFL of the 1980s. Zimmerman was originally drafted by the Los Angeles Express of the United States Football League (2nd round, 36th overall) in 1984, and played two seasons with the club before joining the Minnesota Vikings in 1986. He had been chosen by the New York Giants in the first round of the 1984 supplemental draft, third overall, and then had his rights traded to Minnesota for two second-round picks (CB Mark Collins and S Greg Lasker).

1997: Zimmerman missed the first two games of the season before re-signing with the club Sept. 9. He started at right tackle in the first four games after his return, then switched to left tackle before the Oakland game (10/19) and didn't miss a beat all season, anchoring an offensive line that allowed only 35 sacks on the season and led the way for a rushing attack that finished third in the AFC and fourth in the NFL. **Postseason:** Zimmerman started all four postseason games at left tackle as part of an offensive line that dominated opponents and allowed Denver to control games with its powerful rushing attack. The Broncos averaged 187 yards per game on the ground in the playoffs, and the offensive line was named NFL Offensive Player of the Week for the Wild Card weekend.

1996: Zimmerman started all 14 games in which he played, including the first 13 of the season to run his streak of consecutive starts to 169. That streak was snapped at Green Bay (12/8) when he was declared inactive following surgery on his left shoulder. He played with pain in both shoulders during the course of the season, but was still voted to his seventh Pro Bowl (third as a Bronco) and earned first-team All-Pro honors from the Associated Press, *Sports Illustrated*, *The Sporting News*, *Pro Football Weekly*, *Football Digest* and *College & Pro Football Newsweekly*. Zimmerman also earned first-team All-AFC nods from UPI and *Football News*. His streak of 169 consecutive starts made him the only active player in the NFL to have started every game since the beginning of the 1986 season. **1995:** Zimmerman started all 16 games at left tackle, earning his second straight Pro Bowl selection, and the sixth of his career. He suffered a shoulder and biceps injury at Houston (11/26), but started the next week against Jacksonville (12/3) despite not practicing much during the week. He also started with a sore ankle against Washington (9/17) in Denver's 38-31 last-second victory. Zimmerman had off-season surgery to repair the torn rotator cuff and torn biceps in his right shoulder on January 15, 1996. The surgery was performed by Dr. Richard Hawkins at the Steadman-Hawkins Clinic in Vail, Colo. **1994:** Zimmerman did not miss a game as the starter at left tackle, and was one of the few bright spots on an offensive line that struggled at times. He was recognized for his outstanding play with selection to the Pro Bowl, his fifth such selection. **1993:** Zimmerman was acquired by the Broncos in a trade with Minnesota prior to the last preseason game in 1993 and was immediately inserted into the starting lineup. He started every game at left tackle for the Broncos, solidifying an offensive line that allowed time for quarterback John Elway to post career numbers. He was a major factor in the success of the Broncos offensive line, and was named an alternate for the Pro Bowl. **1992:** Zimmerman was

named to the Pro Bowl as a starter, his first trip since 1989. **1991:** Zimmerman anchored a Minnesota line that helped the Vikings lead the NFC in rushing. **1990:** Zimmerman started all 16 games despite being hampered by various injuries. He underwent surgery on his ankle and elbow at the end of that season. **1989:** Zimmerman was selected to his third Pro Bowl appearance, starting all 16 games for Minnesota. **1988:** Zimmerman started all 16 games for Minnesota and earned his second straight Pro Bowl appearance. **1987:** Zimmerman started all 12 non-strike games for Minnesota, earning his first invitation to play in the Pro Bowl. **1986:** Zimmerman started all 16 games and earned All-NFL honors for Minnesota in his first season in the league. He was originally obtained by the Giants in the first-round of the 1984 supplemental draft, third overall, and then had his rights traded to Minnesota for two second-round picks (CB Mark Collins and S Greg Lasker) in the 1986 draft. 1984-85: He began his pro career as a second-round pick, 36th overall, by the Los Angeles Express of the USFL in 1984.

COLLEGE: Zimmerman was a first-team All-Pac-10 selection and earned *Sporting News* second-team and Associated Press third-team honors as a senior in 1983. He was a part-time player as a freshman, and played both ways in 1981 before becoming a starter as a junior.

PERSONAL: Zimmerman was an all-league middle linebacker at Walnut (Calif.) High School. He and his wife Lisa have two daughters, Lindsay Rae (2/9/88) and Kelsey Marie (1/14/92), and the couple makes their offseason home in Bend, Ore. His hobbies include hunting, fishing, working with computers and flying. Gary Wayne Zimmerman was born Dec. 13, 1961 in Fullerton, Calif.

ZIMMERMAN'S REGULAR SEASON RECORD

Year	Club	G	S
1986	Minnesota	16	16
1987	Minnesota	12	12
1988	Minnesota	16	16
1989	Minnesota	16	16
1990	Minnesota	16	16
1991	Minnesota	16	16
1992	Minnesota	16	16
1993	Denver	16	16
1994	Denver	16	16
1995	Denver	16	16
1996	Denver	14	14
1997	Denver	14	14
CAREER TOTAL		184	184

ADDITIONAL STATISTICS: Recovered one fumble in 1987 and 1993.

ZIMMERMAN'S POSTSEASON RECORD

Year	Team	G	S
1987	Minnesota	3	3
1988	Minnesota	2	2
1989	Minnesota	1	1
1992	Minnesota	1	1
1993	Denver	1	1
1996	Denver	1	1
1997	Denver	4	4
CAREER TOTAL		13	13

1998 DRAFT CHOICES



Defensive End Trevor Pryce
1997 No. 1 Draft Choice

1998 DENVER BRONCOS DRAFT CHOICES BY ROUND

Rd.	CHOICE	PLAYER	Pos.	Ht.	Wt.	SCHOOL
1	30	Marcus Nash	WR	6-3	195	Tennessee
2	61	Eric Brown	S	6-0	203	Mississippi State
3	91	Brian Griese	QB	6-3	215	Michigan
4	122	Curtis Alexander	RB	6-0	204	Alabama
5	153	Chris Howard	RB	5-10	223	Michigan
7a	200	Trey Teague (from Philadelphia)	T	6-5	307	Tennessee
7b	219	Nate Wayne	LB	6-0	229	Mississippi



MARCUS NASH

TENNESSEE

WIDE RECEIVER • 6-3 • 195

BIRTHDATE: February 1, 1976

DRAFT CHOICE: 1st Round (30th overall)

12

A strong and fast deep threat who is blessed with exceptional hands and leaping ability, Marcus Nash possesses the type of natural ability that should make him one of the staples of the Broncos' offense for years to come. With 4.4 speed, Nash figures to be one of Denver's main deep threats in 1998 as he makes the adjustment from the college game to the NFL. He ranks second on the University of Tennessee career-record charts with 177 receptions for 2,347 yards and 20 touchdowns, topped only by Joey Kent (183 for 2,814 and 25 touchdowns from 1993-96). **1997:** Nash was an All-America choice by *The Poor Man's Guide to the NFL Draft* and an All-Southeastern Conference first-team selection, leading the team school-record setting totals of 77 receptions for 1,170 yards (15.4) and 13 touchdowns, topping the previous marks of 69 catches (1995) and 1,080 yards (1996) by Joey Kent and 11 scores by Cory Fleming (1993). He opened the season with seven catches for 112 yards and a pair of scores vs. Texas Tech and hauled in eight passes for 117 yards and a touchdown in a 30-24 decision over UCLA. Nash caught nine passes for 127 yards and a score vs. Mississippi and made six catches for 69 yards and a touchdown in a 38-13 triumph over Georgia. He also had a career-high 10 receptions for 110 yards and 2 touchdowns vs. Southern Mississippi and snatched five passes for 126 yards and a pair of scores in a 30-22 win over Arkansas. Nash caught seven passes for a career-high 195 yards with touchdowns of 59, 31 and 66 yards in a 59-31 defeat of Kentucky. His three touchdowns in that game tied a school game-record and his 195 yards were the most by a Volunteer receiver since Carl Pickens had 201 yards vs. Kentucky in 1990. He added 125 yards on nine grabs — including a game-winning 73-yard score — in a 30-29 victory over Auburn in the SEC Championship game. Nash caught five passes for 53 yards vs. Nebraska in the Orange Bowl. **1996:** Nash started every game at flanker, finishing second on the team with 53 catches for 688 yards (13.0 avg.) and three touchdowns. He gained 103 yards on six grabs vs. Nevada-Las Vegas and 135 yards on four catches vs. UCLA. He also had six grabs for 106 yards, including a five-yard score in a 29-17 win over Georgia. Nash made three catches for 42 yards vs. Northwestern in the Citrus Bowl. **1995:** Nash moved into the starting lineup in the fourth game at flanker vs. Mississippi State, and for the year caught 43 passes for 512 yards (11.9) and four touchdowns. He picked up 97 yards on seven receptions vs. Arkansas and hauled in six passes for 100 yards with scores of 25 and 30 yards in a 41-14 trouncing of Alabama. He also caught three passes for 44 yards vs. Ohio State in the Citrus Bowl. **1994:** Nash saw action in every game, catching five passes for 77 yards (15.4 avg.). His first career reception was good for a 23-yard gain in the Mississippi State clash. He also had a pair of catches vs. Vanderbilt and 3 receptions for 54 yards and a 36-yard touchdown vs. Virginia Tech in the Gator Bowl.

HIGH SCHOOL: A *USA Today*, *Blue Chip Illustrated* and *Super Prep* All-America choice at Edmond Memorial High School in Tulsa, Okla., Nash also earned Gatorade Circle of Champions Oklahoma Player of the Year honors. He was an all-state, all-city and City Player of the Year selection, catching 81 passes for 1121 yards and 10 touchdowns as a senior. His 132 catches for 1,971 yards are both school career records.

PERSONAL: An architecture major at Tennessee, Marcus DeLando Nash was born February 1, 1976 in Tulsa, Oklahoma. His wife, Lorie, is also a Tennessee graduate.

NASH'S COLLEGIATE RECORD — TENNESSEE

Year	RECEIVING						
	G	S	No.	Yds.	Avg.	LG	TD
1994	11	0	8	131	16.4	36	1
1995	12	9	46	556	12.1	30	4
1996	12	12	56	730	13.0	69	3
1997	13	13	81	1223	15.1	73	13
TOTAL	48	34	191	2540	13.3	73	21



ERIC BROWN MISSISSIPPI STATE

STRONG SAFETY • 5-11 • 203

BIRTHDATE: March 20, 1975

DRAFT CHOICE: 2nd Round (61st overall)

26

The unquestioned leader of the Mississippi State secondary in 1997, Eric Brown will now be asked to step his game up another level as he is groomed to become one of the heirs apparent in the Broncos defensive backfield. Brown, best known for his aggressive play stepping up in run support, was regarded as one of the biggest hitters in the college game throughout his career. He also has very good coverage abilities, as he stays tight with receivers in short area coverage. Brown has been timed at 4.55 in the 40-yard dash. **1997:** Brown was an All-America pick by *The Poor Man's Guide to the NFL Draft* and an All-Southeastern Conference second-team choice after starting eight games at the "Dog" (strong) safety position. He came off the bench vs. Northeast Louisiana and South Carolina. Brown recorded 55 tackles (39 solos) and ranked second on the team with four sacks for minus-29 yards. He also had three stops behind the line of scrimmage and six pass deflections and was credited with three quarterback pressures, two fumble recoveries and one fumble caused. **1996:** Brown appeared in eight games, recording 47 tackles (38 solo) with two sacks for 21 yards and one tackle for a six-yard loss. He also recovered two fumbles, forced one, deflected one pass and intercepted two others.

JUNIOR COLLEGE: Brown lettered twice as a strong safety at Blinn College in Brenham, Texas, where he was the top-ranked junior college defensive back in the country.

HIGH SCHOOL: Brown was a standout defensive back at Converse-Judson High School in San Antonio, Texas, where he also lettered in track with a high-jump best of 7 feet, a long-jump best of 24 feet and triple-jump best of 50 feet.

PERSONAL: Brown was a business information systems major at Mississippi State. He was born Eric Jon Brown on March 20, 1975 in San Antonio, Texas.

BROWN'S COLLEGIATE RECORD — MISSISSIPPI STATE

Year	G	S	UT	A	TT	S-Yds.	I-Yds.	PD	FF	FR	TD-Int.
1996	8	6	38	9	47	2-21	2-13	2	1	2	1
1997	10	8	39	16	55	4-29	1-20	6	1	2	0
TOTAL	18	14	77	25	102	6-50	3-33	8	2	4	1



BRIAN GRIESE MICHIGAN

QUARTERBACK • 6-3 • 215

BIRTHDATE: March 18, 1975

DRAFT CHOICE: 3rd Round (91st overall)

14

One of the Broncos' most talked-about selections of the 1998 Draft was quarterback Brian Griese. Son of Pro Football Hall of Famer Bob Griese, Brian has been in the spotlight for most of his life, and has performed well in that situation. Griese is a very smooth player who has an aggressive approach to the game every time he steps on the field, one of the qualities that helped him lead the Michigan Wolverines to their first national championship in 49 years as a senior in 1997. Griese shows excellent zip on his intermediate passes and has the touch

to lay the ball over defensive backs' heads. He can also fill in as an emergency punter. **1997:** A first-team All-Big Ten Conference selection, Griese led the Wolverines to a 12-0 mark and a share of the national championship with Nebraska, defeating Washington State in the Rose Bowl with an MVP performance. He was a finalist for the Davey O'Brien Award and the recipient of the National Football Foundation & Hall of Fame Scholar-Athlete Award. During the season he earned Big Ten Player of the Week honors vs. Colorado, ESPN Player of the Week honors vs. Indiana, ABC Sports/Chevrolet Player of the Game accolades vs. Penn State and Burger King Athlete of the Game recognition vs. Ohio State. He completed 193 of 307 passes (62.9%) for 2,293 yards, 17 touchdowns and only six interceptions, breaking the previous school single-season records of 189 completions of 296 passes by Todd Collins in 1993. Only Collins (2,509 in 1993 and 2,518 in 1994) and Jim Harbaugh (2,729 in 1986) threw for more yards in a season for the Wolverines. Griese's interception percentage of 1.95% was the fourth-lowest in school annals. **1996:** Griese was an Academic All-Big Ten Conference pick, playing mostly in a reserve role. On the season he completed 35 of 61 passes for 513 yards, three touchdowns and two interceptions. He also punted 12 times for 429 yards (33.0 avg.). In the Wolverines 13-9 road victory over previously unbeaten Ohio State, he completed 8 of 13 passes for 120 yards, including a 69-yard touchdown to Tai Streets. **1995:** Griese started the last nine games, completing 193 of 307 passes for 2,293 yards, 17 touchdowns and six interceptions. In his first career start against Miami (Ohio), he completed 14 of 24 passes for 192 yards and two touchdowns. Griese threw for a career-high 323 yards on 24 of 46 passing with one score against Penn State. His 46 attempts ranks third on the school's all-time single-game list. **1994:** Griese saw action only as a holder for placements and field goals for the last nine games of the season. **1993:** Griese redshirted.

HIGH SCHOOL: Griese was a *Prep Football Report* All-Southeast, *Miami Herald* all-city second-team and all-state third-team selection as a senior at Columbus High School in Miami, Fla., completing 101 of 183 passes for 1,387 yards and seven touchdowns in his final year. He hit on 194 of 335 attempts for 2,356 yards and 19 scores during his career. Griese also lettered in basketball, averaging 10 points per game, and added another letter in golf.

PERSONAL: Griese was a philosophy major at Michigan, enrolled in the College of Literature, Science and the Arts. He was born Brian David Griese on March 18, 1975 in Miami.

GRIESE'S COLLEGIATE RECORD — MICHIGAN

Year	PASSING							TD	INT	LG
	Att.	Comp.	Pct.	Yds.	Yd/Att.	Yd/Cmp.				
1993										
1994										
1995	238	127	53.4	1,577	6.23	12.42	13	10	75	
1996	61	35	57.4	513	8.41	14.66	3	2	69	
1997	307	193	62.9	2,293	7.47	11.88	17	6	58	
TOTAL	606	355	58.6	4,383	7.23	12.35	33	18	75	



CURTIS ALEXANDER ALABAMA

RUNNING BACK • 6-0 • 204

BIRTHDATE: June 11, 1974

DRAFT CHOICE: 4th Round (122nd overall)

40

Curtis Alexander is a tough, determined runner who figures to fit nicely into the Broncos' offensive scheme for years to come. With good knee-bend and body lean, Alexander has excellent change of direction ability and impressive speed, with times as low as 4.47 in the 40-yard dash. Denver hopes to strike the same type of success with Alexander as they did with the last running back they selected from a Southeastern Conference team, Terrell Davis from Georgia in 1995. **1997:** Alexander started eight games, coming off the bench vs. Kentucky, Arkansas and Vanderbilt. He led the team with 155 carries for a career-high 720 yards (4.7 avg.) and six touchdowns, and also caught 16 passes for 133 yards (6.3 avg.) and a pair of scores. Alexander opened the season with 88 yards on 15 attempts with touchdowns of 11 and 18 yards, adding 50 yards and a 43-yard score on two catches in a 42-17 drubbing of Houston. He went over the top for a one-yard touchdown plunge in the fourth quarter to seal a 27-13 victory over Southern Mississippi, and also picked up 120 yards on 15 tries — including a 58-yard score — to go along with a six-yard touchdown reception vs. Kentucky.

Alexander rushed 16 times for a career-high 141 yards with a 56-yard score in a 29-20 defeat of Mississippi, and followed with 18 carries for 79 yards and a 3-yard touchdown vs. Louisiana Tech, as well as 95 yards on 24 carries vs. Louisiana State. **1996:** Alexander appeared in seven games, starting the first four, and ran for 240 yards and a pair of touchdowns on 61 carries (3.9 avg.), while adding seven receptions for 105 yards (15.0 avg.) and a score. Alexander hauled in a 63-yard scoring bomb from Freddie Kitchens as the Tide downed Auburn 24-23. **1995:** Alexander saw limited action in six games due to an assortment of injuries. He finished with 75 yards on 22 carries (3.4 avg.). He ran 8 times for 19 yards in a 10-3 decision over Louisiana State and followed that with a season-high 42 yards on 8 rushes in a 14-9 victory over Mississippi State. **1994:** Alexander appeared in three games as a reserve tailback, gaining 75 yards on 19 carries (3.9 avg.). He rushed 12 times for 57 yards vs. Tennessee-Chattanooga and scored his first career touchdown on a 2-yard run vs. Vanderbilt. **1993:** Alexander redshirted as a freshman.

HIGH SCHOOL: Alexander was an All-America selection by *Prep Football Report* as a senior at Whitehaven High School in Memphis, Tenn. He was rated the fourth-best player in the South (seventh-best running back in the country) by *Super Prep* magazine.

PERSONAL: Alexander was a public relations major at Alabama. He was born June 11, 1974.

ALEXANDER'S COLLEGIATE RECORD — ALABAMA

Year	G	S	No.	RUSHING				No.	Yds.	Avg.	LG	TD
				Yds.	Avg.	LG	TD					
1993				REDSHIRTED				0	0	0.0	0	0
1994	3	0	19	75	3.9	18	1	0	0	0.0	0	0
1995	6	0	22	75	3.4	16	0	7	105	15.0	63	1
1996	7	4	61	240	3.9	26	2	16	133	8.3	43	2
1997	11	9	155	720	4.7	58	6	23	238	10.3	63	3
TOTAL	27	13	257	1,110	4.3	9	58					



CHRIS HOWARD

RUNNING BACK • 5-10 • 223

BIRTHDATE: May 5, 1975

DRAFT CHOICE: 5th Round (153rd overall)

MICHIGAN

35

Chris Howard was a late-bloomer at Michigan, but persevered to produce outstanding career numbers, capping his four years at Michigan with a national championship in 1997, the first for the school in 49 years. Blessed with quick cutting moves upfield and impressive hip movement, Howard is a capable receiver and blocker as well, attributes that should benefit him in the NFL. He ranked 20th on the school's all-time rushing list with 1,876 yards upon graduation. **1997:** Howard was an All-Big Ten Conference honorable mention performer and earned Big Ten Player of the Week honors vs. Michigan State and Penn State, ESPN Player of the Game accolades vs. Minnesota, and ABC Player of the Game recognition vs. Wisconsin. He started 10 games at tailback, carrying 199 times for 938 yards (4.7) and seven touchdowns, and also caught 37 passes for 276 yards (7.5) and a score. **1996:** Howard was an All-Big Ten Conference honorable mention selection, ranking second on the team with 725 yards on 160 carries (4.5) with 10 touchdowns. He also caught nine passes for 62 yards (6.9 avg.). Howard did not dress for the season opener vs. Illinois. He rushed 16 times for 109 yards and four touchdowns (1, 10, 6 and 7 yards) in a 38-9 thrashing of UCLA, earning Big Ten Player of the Week honors. He added a 3-yard scoring run vs. Northwestern and 12 attempts for 127 yards with 9- and 86-yard touchdowns in a 44-10 rout of Minnesota. His 86-yarder was the fifth-longest run from scrimmage in school annals. Howard had 24 carries for 100 yards with 12 and 15-yard scores vs. Michigan State and 120 yards on 28 carries, including a 27-yard touchdown vs. Penn State. He collected 105 yards on 25 tries vs. Ohio State and 27 yards on 12 attempts vs. Alabama in the Outback Bowl. **1995:** Howard appeared in every game, gaining 175 yards on 48 carries (3.6 avg.) and 91 yards with a pair of touchdowns on 14 catches (6.5 avg.). He rushed 10 times for 65 yards and snatched five passes for 28 yards in a 34-17 defeat of Indiana, and scored on a 5-yard reception vs. Minnesota. **1994:** Howard appeared mostly on special teams, carrying just 11 times for 38 yards (3.5).

PERSONAL: Howard was a *Super Prep*, National Recruiting Advisor, *Blue Chip Illustrated* and *Prep Football Report* All-American and All-Southwest choice while playing his high school ball at John Curtis High School, River Ridge, La. He was also named Louisiana State Most Valuable Player as a senior as he rushed for 1,398 yards in 10 games. He gained 3,568 yards with 55 touchdowns on 311 carries (11.5 avg) during his three-year career.

PERSONAL: Howard was a sports management and communications major at Michigan, enrolled in the Division of Kinesiology. He was born May 5, 1975.

HOWARD'S COLLEGIATE RECORD — MICHIGAN

Year	G	S	No.	RUSHING				No.	Yds.	Avg.	LG	TD
				Yds.	Avg.	LG	TD					
1994	12	0	11	38	3.5	11	0	0	0	0.0	0	0
1995	13	0	48	175	3.6	15	0	14	91	6.5	18	2
1996	11	10	160	725	4.5	86	10	9	62	6.9	18	0
1997	12	10	199	938	4.7	51	7	37	276	7.5	26	1
TOTAL	48	20	418	1,876	4.5	86	17	60	429	7.2	26	3



TREY TEAGUE

TACKLE • 6-5 • 307

BIRTHDATE: December 27, 1974

DRAFT CHOICE: 7th Round (200th overall)

TENNESSEE

70

Trey Teague is an experienced pass blocker who can play both the center & tackle positions, greatly increasing his worth as a seventh-round draft choice. He has very quick snapping skills and shows great foot movement firing off the ball, attributes he will use to make the transition from college to the NFL. **1997:** Teague was a third-team All-American and an All-Southeastern Conference pick by *The Poor Man's Guide to the NFL Draft* after his senior season at Tennessee. He started all year at center, registering 87 knockdowns while grading 83.5% for a team that ranked fourth in the nation with an average of 482.8 yards per game in total offense. **1996:** Teague started the first eight games of the season at left tackle and the last four at center. He had 89 knockdown blocks on an offense that averaged 434.5 yards per game. **1995:** Teague played in every game, starting the final two at right tackle. **1994:** Teague saw limited action with the field goal unit and as a reserve offensive tackle. **1993:** Teague redshirted.

HIGH SCHOOL: Teague was a *Super Prep* and *Blue Chip Illustrated* All-America selection while playing at University High School in Jackson, Tenn., where he also competed in track, finishing second in the state final of the shot put.

PERSONAL: Teague was a wildlife and fishery major at Tennessee. He was born Fred Everette Teague III in Jackson, Tennessee, Dec., 27, 1974.

TEAGUE'S COLLEGIATE RECORD — TENNESSEE

Year	G	S
1994	SPECIAL TEAMS ONLY	
1995	11	2
1996	11	11
1997	12	12
TOTAL	34	25



NATE WAYNE

LINEBACKER • 6-0 • 229

BIRTHDATE: January 12, 1975

DRAFT CHOICE: 7th Round (219th overall)

MISSISSIPPI STATE

54

Nate Wayne is an emotional leader who seeks to bring the same type of fire and intensity to the NFL in his rookie season. The leader of the Mississippi Rebels' defense in 1997, Wayne has experience at both inside and outside linebacker and is a difficult player to move for opposing blockers. He has been timed at 4.59 in the 40-yard dash and is also an excellent hitter, reminding many of current Broncos weakside linebacker John Mobley. **1997:** Wayne started

every game at middle linebacker and finished second on the team with 87 tackles (57 solos), to go along with two fumble recoveries and seven quarterback pressures. **1996:** Wayne was the recipient of the Defensive Most Valuable Player Award from the Rebel Club of Jackson. He lined up at middle linebacker, leading the team with 115 tackles (62 solos), including 2.5 sacks (-22) and five tackles-for-loss (-16). He earned Southeastern Conference Player of the Week honors after registering 12 tackles with a sack and a 16-yard interception return for a touchdown vs. Georgia. He also made 7 hits and caught a 5-yard touchdown pass vs. Idaho State and recorded 15 tackles with a stop for a loss in a 31-7 romp over Virginia Military Institute. **1995:** Wayne played in every game, starting at strongside outside linebacker vs. Louisiana State and Memphis. He finished with 50 tackles (28 solos), 3.5 sacks (-23) and four pass deflections. Wayne was named SEC Player of the Week as he delivered 9 tackles with a stop for a loss and an interception vs. Georgia. **1994:** Wayne played in 11 games (five starts) and registered 41 tackles (19 solo), one forced fumble, one sack (four yards), four QB pressures and one tackle for loss (two yards). **1993:** Wayne redshirted.

HIGH SCHOOL: Wayne was an all-district and honorable mention all-state pick as a senior strong safety at Noxubee County High School in Macon, Miss. He recorded 130 tackles (59 solos) with five sacks, six forced fumbles and seven interceptions, returning two for touchdowns. Wayne lettered twice in football and was a three-time all-district selection in basketball, averaging 26.5 points per game in his final year.

PERSONAL: Wayne was a criminal justice major at Ole Miss. He was born Jan. 12, 1975.

WAYNE'S COLLEGIATE RECORD — MISSISSIPPI

Year	G	S	UT	A	TT	S-Yds.	I-Yds.	PD	FF	FR	TD-Int.
1993						REDSHIRTED					
1994	11	5	19	22	41	1-4	0-0	2	1	0	0
1995	11	2	28	22	50	3.5-23	1-0	4	1	0	0
1996	11	11	62	53	115	2.5-22	2-29	5	1	2	1
1997	11	11	57	30	87	1.5-7	0-0	2	0	2	0
TOTAL	44	29	166	127	293	8.5-56	3-29	13	3	4	1

ROOKIE AND FIRST-YEAR PLAYERS



DUANE ASHMAN (I)
DEFENSIVE TACKLE • 6-3 • 276
BORN: December 29, 1973

VIRGINIA

Duane Ashman, who was signed to Denver's practice squad Jan. 8, 1998, played in the NFL Europe League this past spring, posting 30 tackles (23 solo), including four sacks, for the Rhein Fire, who advanced to the World Bowl. He was originally drafted by Detroit in the fifth round out of Virginia in 1997. He was released Aug. 19, signed to the Saints practice squad Oct. 1, and then became free at the end of the regular season. Ashman played in 49 consecutive games at Virginia, where one of his teammates was Broncos wideout Patrick Jeffers. Ashman recorded 202 career tackles (76 solo), 23 sacks (164 yards), eight passes defended, two forced fumbles and two fumble recoveries. He played in bowl games after all four of his seasons at UVA, where he was a psychology major. Ashman also saw action during his one year at Fork Union (Va.) Military Academy in 1991. He lettered twice at Painted Branch (Md.) High School as a defensive end and fullback, and was chosen to the Big-33 All-Star team as well as earning All-Montgomery County Sentinel and All-County honors. Ashman also lettered in track and field. Duane Anthony Ashman was born Dec. 29, 1973 in Washington, D.C.



CHRIS BANKS (I)
GUARD • 6-1 • 304
BORN: April 4, 1973

KANSAS

79

Chris Banks, who spent the entire 1997 season on the Broncos' practice squad, seeks to earn a position on the active roster in 1998. He spent the spring of 1997 with the Barcelona Dragons of the World League (now the NFL Europe League). Originally a seventh round (226th overall) selection by the Broncos in 1996, Banks was released at the end training camp, first

being placed on injured reserve with a knee injury, and then being waived outright. He played in 33 games (16 starts) at Kansas, where he earned first-team All-Big Eight and third-team All-America honors as a senior. Banks is a graduate of Lexington High School in Lexington, Mo., where he was all-state and all-conference on the offensive and defensive lines. A National Honor Society member, Banks was a sports management major at Kansas. He was born April 4, 1973 in Lexington, Mo.



DARRICK BRANCH (I)
WIDE RECEIVER • 6-0 • 196
BORN: February 10, 1970

HAWAII

19

Darrick Branch returns to the Broncos after spending the spring of 1998 playing for the Frankfurt Galaxy of the NFL Europe League, where he caught 36 passes for 468 yards (13.0) and four touchdowns. He spent the first week of the 1996 season on the Broncos practice squad, and was with the club again in 1997 before being released July 16 because of an off-season knee injury. Branch was also in training camp with the San Francisco 49ers in 1995, spending a brief period of time on their practice squad that season, and was in camp with Tampa Bay in 1993. The nephew of former Raiders great Cliff Branch, Darrick played for two years in the Canadian Football League with the Toronto Argonauts.



CYRON BROWN
DEFENSIVE END • 6-5 • 241
BORN: June 28, 1975

WESTERN ILLINOIS

73

Cyron Brown is one of three rookie free agents with the Broncos in 1998 (Tori Noel, Chris Gizzi and Jason Kaiser), seeking to find a spot after going undrafted in April. Brown played only one season at Western Illinois after transferring from Illinois, but had a memorable year, finishing second on the team with 107 tackles (52 solo), including no fewer than six in every game. He played in 12 of the Leathernecks' 13 games and recorded 14 sacks, 39 tackles for loss (-183), seven pass breakups, two fumble recoveries, two forced fumbles and a blocked punt that was recovered for a touchdown. Brown, who had a sack in every game but one, recorded 28% of his tackles behind the line of scrimmage, and had a career-high three sacks in his collegiate finale vs. Div I-AA runner-up McNeese State (12/6) in a second-round playoff game. He was a Buck Buchanan Award Candidate and won Gateway Defensive Player of the Week and Don Hansen's Player of the Week Awards after his performance vs. Truman State (9/6), when he had eight tackles (three for losses) and a sack. At Illinois (1993-96), Brown redshirted in 1993, then went on to record 61 stops (39 solo) — including six tackles for loss and four sacks — as a defensive lineman and linebacker during his Fighting Illini career. He was named the Bresee Award winner in 1994 for being the most improved defensive player during spring practice. Brown, originally from Chicago, Ill., where he attended Lane Tech, was born June 28, 1975.



JEREMY BURKETT (I)
TIGHT END • 6-1 • 215
BORN: April 15, 1973

COLORADO STATE

41

Jeremy Burkett, a Denver native, was in training camp with the Broncos in 1997, but was released August 13. He returns home after spending the 1995 and '96 on the New York Giants' practice squad. Burkett was originally signed by the Giants April 28, 1995 as a rookie free agent and was waived Aug. 22, then re-signed Aug. 29 to the practice squad. He spent the 1996 offseason playing for the Barcelona Dragons of the World League. Burkett totaled 40 receptions for 568 yards and four touchdowns as a wide receiver during his college career at Colorado State. He was a reserve tailback in 1991 before moving to wide receiver early in the '92 season. Burkett lettered in football (three times), track (three times) and basketball (twice) at Green Mountain (Colo.) High School. He was also an all-state selection. His father, Norm, was a two-year football letterwinner at Colorado State (1964-65). Burkett was born April 15, 1973 in Denver, Colorado.



HILLARY BUTLER (I)
LINEBACKER • 6-2 • 244
BORN: January 5, 1971

WASHINGTON
55

Hillary Butler was signed as a free agent to the Broncos' practice squad Sept. 24, 1997, and then was re-signed to the active roster following the season (2/5/98). He was in training camp with San Francisco in 1997, with Jacksonville in 1995 and with Seattle in 1994, after signing with the club as a rookie free agent. Butler has played in the World League the past three years with the Frankfurt Galaxy, earning All-World League honors in 1997, and posting a team-leading 57 tackles (46 solo) in '98, the second-highest total in the league. He played his college ball at Washington (1990-93), appearing in 37 games and recording 142 tackles (67 solo), including 11 for lost yardage (-52). He was a member of the Huskies' 1991 squad that split the national championship with Miami, Fla. He attended Lakes High School in his hometown of Tacoma, Wash., earning letters in football, basketball and baseball. He also ran the third leg on the state champion relay team. Butler was born January 5, 1971 in San Francisco, Calif.



ANDRE COOPER (I)
WIDE RECEIVER • 6-2 • 195
BORN: June 21, 1975

FLORIDA STATE
15

Andre Cooper joined the Broncos during the 1998 offseason, signing a future contract Jan. 2, 1998 while the Broncos were still alive in the playoffs. He was in training camp with Seattle in 1997, but was released Aug. 19, 1997. Cooper was a four-year letterman at Florida State and a two-time first-team All-ACC pick (junior and senior seasons). He finished fourth in school history with 140 receptions for 1,930 yards and 27 touchdowns, including 71 receptions for 1,002 yards and a school-record 15 touchdowns as a junior. The 71 catches ranks third all-time for a single season at FSU. He had six career 100-yard games, including five in 1995, a season in which he set career highs with 12 catches for 182 yards vs. Maryland. Cooper had 30 catches for 420 yards and four scores in nine games as a senior, and closed his career by playing in the Senior Bowl. He was also a member of Florida State's 1993-94 basketball squad that advanced to the NCAA Tournament. A political science major at FSU, Cooper was a USA Today Florida Prep Player of the Year selection as a senior at Fletcher High School in Jacksonville, Fla., where he caught 67 passes for 1,060 yards and 12 scores as a senior. He finished his high school career with 105 receptions for 1,861 yards and 20 touchdowns, and earned all-state honors in basketball, being chosen runner-up in the voting for Florida's Mr. Basketball award in 1993. He was born in Camden, S.C., June 6, 1975.



CHRIS GIZZI
LINEBACKER • 6-0 • 230
BORN: March 8, 1975

AIR FORCE
49

Chris Gizzi, who starred from 1994-97 at the Air Force Academy, became only the second Falcon ever to win back-to-back (1996-97) Western Athletic Conference Defensive Player of the Year honors, joining Carlton McDonald (1991-92). Gizzi is also only the fourth player in the Academy's history to win the award once. In his 38-game career he accumulated 342 tackles (155 solo), 26 tackles for loss (-98) and 10 sacks (-87). As a senior in 1997 Gizzi played in 12 games and recorded a team-leading 179 tackles (69 solo), including 16 tackles for loss (-50) and five sacks (-40). His career-high of 20 tackles came against Fresno State that year. He was also voted ABC's Player of the Game for his 15-tackle effort against Army in 1996. Gizzi was named WAC Player of the Week on four occasions in his career (twice each in 1996 and 1997) and had 20 games in which he registered double-digit tackle totals, including 12 consecutive in 1997. One of his teammates at the Academy was Broncos' linebacker Steve Russ. Originally from Brunswick, Ohio, Gizzi attended St. Ignatius High School in Cleveland, Ohio, lettering four years in wrestling and three years in football. His 1989 team was ranked tops in the country and his 1992 team was ranked third. Gizzi was co-captain on the wrestling team and a state runner-up in 1993. A human behaviors major at Air Force, Gizzi was born March 8, 1975.



ERRICK HERRIN (I)
LINEBACKER • 6-1 • 235
BORN: April 3, 1969

SOUTHERN CALIFORNIA
52

Errick Herrin came to the Broncos January 2, 1998, signing a future contract while the club was still alive in the playoffs. He has previously been in camps with Carolina (1997) and Dallas (1996), entering the NFL in '96 as a rookie free agent with Dallas. Herrin finished sixth on the team in tackles (46) his senior year at Southern California, and also added one sack, three tackles for loss, two pass breakups, two forced fumbles and a fumble recovery despite playing in just six games. He had 15 tackles against Northwestern in USC's Rose Bowl win (1/1/96). He had equally impressive numbers as a junior, finishing fourth on the team with 64 tackles, two sacks, seven stops for losses, three forced fumbles and two pass breakups. As a sophomore at Mt. San Jacinto (Calif.) Community College in 1993, Herrin earned All-America honors and was all-state Region III Defensive Player of the Year after recording 191 tackles, 12 pass breakups, eight sacks, 10 forced fumbles, six fumble recoveries, an interception and five blocked field goals. As a freshman, he had 151 stops, seven sacks, eight passes defended, six forced fumbles, four fumble recoveries, two interceptions and a blocked kick, earning first-team All-America, all-state Region III and All-Foothill Conference honors. Herrin played cornerback and was an all-state choice as a wrestler at Central-Hower High School in Akron, Ohio. Herrin spent four years (1987-91) in the U.S. Marines, including a six-month assignment in the Gulf War in 1991. He was born April 3, 1969 in Akron, Ohio.



PAT IVEY (I)
DEFENSIVE END • 6-4 • 247
BORN: December 27, 1972

MISSOURI
75

Pat Ivey signed a future contract with Denver Jan. 2, 1998 while the Broncos were still alive in the playoffs. He was in training camp in 1997 with San Diego, but was waived Aug. 19. He had been in camp with both Detroit and San Diego in 1996, and was signed to the Chargers' practice squad Aug. 28, where he spent the entire season. Ivey, who was the strongest player at Missouri (470 bench and 755 squat), was named the Missouri strength and conditioning athlete of the year and was named a National Strength and Conditioning Association All-American in 1995. He started 11 of 29 games at Mizzou, racking up 56 tackles (27 solo), including eight tackles for losses (-18). He played football and ran track for Cass Tech High School in Detroit, Mich., gaining all-city, all-metro and all-state honors. Patrick Alton Ivey was born Dec. 27, 1972 in Detroit. He and his wife, Starla, reside in Columbia, Mo.



JASON KAISER
CORNERBACK • 6-0 • 190
BORN: November 9, 1973

CULVER-STOCKTON
45

Jason Kaiser signed with the Denver Broncos as a free agent April 21, 1998. He has most recently played for the Hamilton Tiger-Cats of the Canadian Football League (1996-97), where he played cornerback, safety and linebacker. Kaiser was very impressive in Denver's spring camps as he fights for a position in a very talented and experienced Broncos defensive backfield. He played his college ball at NAIA-Div. II Culver-Stockton College in Canton, Mo. (1992-95), where he played quarterback, safety and cornerback. A Denver native, Kaiser played at Highlands Ranch (Colo.) High School from 1989-92, earning all-conference honors in football and all-state and all-conference honors in baseball. Jason was born Nov. 9, 1973 in Denver, Colo.



RYAN MCCOY (I)
LINEBACKER • 6-2 • 237
BORN: March 13, 1972

HOUSTON
57

Ryan McCoy signed a future contract with the Broncos Jan. 2, 1998, while the club was still alive in the playoffs. He was out of football in 1997 after being released by the Steelers (8/20/97), with whom he had signed July 14. He was also in training camp with Jacksonville in 1995 and 1996, but was released in 1996 after spending 1995 on the Jaguars practice squad. McCoy spent time on the Broncos' practice squad in 1994, signing with the club Oct.

26, and remaining there the rest of the season. He was originally a sixth-round draft choice (No. 174 overall) of the Eagles in 1994. He was the University of Houston's leading tackler each of his last three seasons, being named first-team All-Southwest Conference after his junior and senior campaigns. In 1993, he recorded 157 tackles (100 solo) and three sacks while recording double-digit tackle totals in each game that season. A sports administration major at Houston, McCoy, attended Central High School in Beaumont, Texas, where he earned All-Greater Houston and district MVP honors as a senior after making 120 tackles. He is involved in numerous activities that serve area disadvantaged youth in Houston. Ryan Eric McCoy was born March 13, 1972 in Waterloo, Iowa. He is single.



TORI NOEL
SAFETY • 6-0 • 200
BORN: February 17, 1975

TENNESSEE
38

Tori Noel was one of Denver's four rookie free agents for 1998, signing with the club after a stellar college career at Tennessee. Despite missing spring practice in 1997, Noel started all 13 games at strong safety for the Southeastern Conference Champions, recording 85 tackles (54 solo), which ranked second on the team. He also broke up six passes and had three tackles for loss, and capped his career with an invitation to play in the Senior

Bowl in January 1998. For his career, he played in 47 games (36 starts) and recorded 196 tackles (129 solo), including 11 tackles for loss, along with 16 pass breakups and four forced fumbles. Noel redshirted in 1994 after playing in 11 games in 1993. He was an Urban Studies major at Tennessee. Noel was named to the *SuperPrep* All-America Team as the No. 6 defensive back prospect in the nation, and was a first-team Sunkist All-American at Melrose High School in Memphis, Tenn. He was also ranked 10th by *The Knoxville News-Sentinel*, and was named to *The Memphis Commercial Appeal* Tennessee Super Team as well as being all-state. Noel was a three-year starter at defensive back and wide receiver, being credited with 85 tackles, eight interceptions and seven pass breakups as a senior. He finished his high school career with 30 interceptions. Noel was also the top hurdler in the state of Tennessee in high school. Tori Marceula Noel was born Feb. 17, 1975 in Memphis, Tenn.




MIKE PANASUK
PUNTER/KICKER • 5-11 • 198
BORN: December 1, 1968

FERRIS STATE
3

Mike Panasuk comes to the Broncos as a free agent who last spent time in the NFL in 1993, and will look to earn a roster spot with the Broncos' competitive special teams unit. He signed with Denver May 1, 1998. Panasuk went through training camp with Kansas City in 1993 (signed July 28, 1993) but was waived Aug. 23, 1993. He was a punter and placekicker at Ferris State University in Big Rapids, Michigan, a power in Division II foot-

ball. Mike was born Dec. 1, 1968 in Southfield, Mich.

1997 SEASON REVIEW



Linebacker John Mobley
All-NFL Selection in 1997

1997 FINAL REGULAR SEASON STATISTICS (12-4)

Date	W/L	Score	OT	Opponent	Attendance	RUSHING	No.	Yds	Avg	LG	TD
Aug 31	W	19-3		Kansas City	75,600	Davis	369	1750	4.7	50t	15
Sept 7	W	35-14		at Seattle	55,859	Hebron	49	222	4.5	46	1
Sept 14	W	35-14		St. Louis	74,338	Elway	50	218	4.4	23	1
Sept 21	W	38-20		Cincinnati	73,871	Loville	25	124	5.0	17	1
Sept 28	W	29-21		at Atlanta	48,211	Griffith	9	34	3.8	9	0
Oct 6	W	34-13		New England	75,821	R. Smith	5	16	3.2	21	0
Oct 19	L	25-28		at Oakland	57,008	D. Smith	4	10	2.5	11	0
Oct 26	W	23-20	OT	at Buffalo	78,458	Briser	4	2	0.5	2	0
Nov 2	W	30-27		Seattle	74,212	Lewis	5	2	0.4	5	0
Nov 9	W	34-0		Carolina	71,408	BRONCOS	520	2378	4.6	50t	18
Nov 16	L	22-24		at Kansas City	77,963	OPPONENTS	381	1803	4.7	83t	10
Nov 24	W	31-3		Oakland	75,307						
Nov 30	W	38-26		at San Diego	54,245	RECEIVING	No.	Yds	Avg	LG	TD
Dec 7	L	24-35		at Pittsburgh	59,739	Sharpe	72	1107	15.4	68t	3
Dec 15	L	17-34		at San Francisco	68,461	R. Smith	70	1180	16.9	78	12
Dec 21	W	38-3		San Diego	69,632	McCaffrey	45	590	13.1	35	8

Team Statistics	Den	Opp
TOTAL FIRST DOWNS	340	258
Rushing	138	83
Passing	172	145
Penalty	30	30
3rd Down: Made/Att	92/217	65/207
3rd Down Pct.	42.4	31.4
4th Down: Made/Att	7/16	8/19
4th Down Pct.	43.8	42.1
POSSESSION AVG.	32.07	27.53
TOTAL NET YARDS	5872	4671
Avg. Per Game	367.0	291.9
Total Plays	1068	951
Avg. Per Play	5.5	4.9
NET YARDS RUSHING	2378	1803
Avg. Per Game	148.6	112.7
Total Rushes	520	381
NET YARDS PASSING	3494	2868
Avg. Per Game	218.4	179.3
Sacked/Yards Lost	35/210	44/298
Gross Yards	3704	3166
Att./Completions	513/287	526/290
Completion Pct.	55.9	55.1
Had Intercepted	11	18
PUNTS/AVERAGE	60/43.5	94/43.5
NET PUNTING AVG.	60/38.1	94/35.7
PENALTIES/YDS.	116/1006	130/1118
FUMBLES/LOST	25/10	27/13
TOUCHDOWNS	55	35
Rushing	18	10
Passing	27	20
Returns	10	5

Score By Periods	1	2	3	4	OT	Total
BRONCOS	107	140	137	85	3	472
OPPONENTS	34	100	68	85	0	287

SCORING	TD	Ru	Pa	Ret	PAT	FG	S	TP
Elam	0	0	0	0	46/46	26/36	0	124
Davis	15	15	0	0	0	0	0	96
R. Smith	12	0	12	0	0	0	0	72
McCaffrey	8	0	8	0	0	0	0	48
Gordon	4	0	0	4	0	0	0	24
Sharpe	3	0	3	0	0	0	0	20
Green	2	0	2	0	0	0	0	12
Bentley TM	0	0	0	0	4/4	2/3	0	10
Atwater	1	0	0	1	0	0	0	6
Braxton	1	0	0	1	0	0	0	6
Carswell	1	0	1	0	0	0	0	6
Elway	1	1	0	0	0	0	0	6
Hebron	1	1	0	0	0	0	0	6
Johnson	1	0	0	1	0	0	0	6
Loville	1	1	0	0	0	0	0	6
Mobley	1	0	0	1	0	0	0	6
D. Smith	1	0	0	1	0	0	0	6
Traylor	1	0	0	1	0	0	0	6
Williams	1	0	0	1	0	0	0	6
BRONCOS	55	18	27	10	50/50	28/39	0	472
OPPONENTS	35	10	20	5	35/35	14/19	0	287

2pt. conversion: Davis 3, Sharpe, TEAM 4-5, OPPONENTS 0-0

SACKS: N. Smith 8.5, Tanuvasa 8.5, Williams 8.5, Mobley 4.0, Gordon 2.0, Pryce 2.0, Romanowski 2.0, Traylor 2.0, Hasselbach 1.5, Atwater 1.0, Lodish 1.0, McKyer 1.0, Braxton 0.5, Richie 0.5, BRONCOS 44.0, OPPONENTS 35.0

PASSING	Att.	Cmp.	Yds.	Cmp%	Yds/Att.	TD	TD%	Int	Int%	LG	Sacked	Rating
Elway	502	280	3635	55.8	7.24	27	5.4	11	2.2	78	34/203	87.5
Briser	9	6	48	66.7	5.33	0	0.0	0	0.0	15	0/0	79.9
Lewis	2	1	21	50.0	10.50	0	0.0	0	0.0	21	1/7	87.5
BRONCOS	513	287	3704	55.9	7.22	27	5.3	11	2.1	78	35/210	87.4
OPPONENTS	526	290	3166	55.1	6.02	20	3.8	18	3.4	69t	44/298	71.5

1997 FINAL REGULAR SEASON DEFENSIVE STATISTICS

Tackles, assists, fumbles, sacks and passes defended compiled from official coaches statistics.
All other statistics compiled from press box statistics

PLAYER	SOLO	ASSIST	TOTAL	SACKS/ Yds.	INT./ Yds.	FR	FF	PD
1. Mobley	113	49	162	4/23	1/13	1	3	8
2. Romanowski	77	40	117	2/18	1/7	0	2	2
3. Braxton	74	16	90	0.5/0.5	4/113	3	1	9
4. Crockett	69	14	83	0/0	4/18	0	1	21
Atwater	61	22	83	1/18	2/42	2	0	8
6. Aldridge	55	25	80	0/0	0/0	0	1	6
7. Gordon	50	12	62	2/2	4/64	1	1	11
8. Traylor	39	12	51	2/20	1/62	0	0	2
9. Williams	39	9	48	8.5/74	0/0	1	1	1
10. Smith, N.	38	8	46	8.5/39.5	0/0	0	1	4
11. Pryce	20	8	28	2/9.5	0/0	0	0	0
12. Hasselbach	19	4	23	1.5/14.5	0/0	0	0	1
13. Tanuvasa	20	1	21	8.5/44.5	0/0	0	0	0
14. Johnson	17	0	17	0/0	0/0	0	0	7
McKyer	12	5	17	1/13	1/0	0	1	5
16. Lodish	9	5	14	1/7.5	0/0	1	0	0
17. Perry	9	2	11	0/0	0/0	0	1	3
18. Cadrez	7	1	8	0/0	0/0	0	0	0
19. Dodge	6	1	7	0/0	0/0	0	0	0
20. Hilliard	2	3	5	0/0	0/0	0	0	2
21. Burns	2	1	3	0/0	0/0	0	0	0
22. Jones, E.	1	0	1	0/0	0/0	0	0	0
Veland	1	0	1	0/0	0/0	0	0	1
Richie	0	1	1	0.5/2	0/0	0	0	0
TEAM	740	239	979	44/298	18/319	9	13	91

NOTE: Special teams and miscellaneous tackles not included in above statistics.

Blocked Field Goals or Punts — None.

Miscellaneous Tackles — McCaffrey 3, Sharpe 2, Nalen 2, Green, Schlereth, Jones, Davis, Hebron.

Miscellaneous Recoveries — Davis 2, McCaffrey 2, D. Smith, Schlereth, Elway.

Miscellaneous Forced Fumbles — McCaffrey.

Defensive Touchdowns — Gordon (interception return), Williams (fumble return), Mobley (interception return), Traylor (interception return), Braxton (interception return), Atwater (interception return).

Special Teams Touchdowns — Gordon 3 (three punt returns), Johnson (fumble return).

Two-Point Conversion Stops — Braxton 2, James 1, Aldridge 1.

1997 REGULAR SEASON SPECIAL TEAMS STATISTICS

FINAL REGULAR SEASON

Based on unofficial press box statistics

PLAYER	TACKLES	FORCED FUM.	FUM. RECOV.
1. Hilliard	23	0	0
2. Johnson	16	2	1
3. Carswell	12	0	1
4. McKyer	11	0	0
Russ	11	0	0
6. Burns	10	0	0
7. Dodge	9	0	1
8. Lynn	8	0	0
9. Smith, D.	7	0	0
Mobley	7	1	0
11. Cadrez	6	0	0
12. Veland	5	0	0
13. Aldridge	3	0	1
14. Jeffers	2	0	0
15. Loville	1	0	0
Gamble	1	0	0
Gordon	1	0	0
Elam	1	0	0
19. Hebron	0	0	1

DRIVE ENGINEERING

(*the second number is the percentage the quarterback has put his team in position to score, allowing for missed field goals and subtracting those drives ended by the clock.)

KICKOFF ANALYSIS

(KEY: MF—muffed; EZ+—through or over end zone; OSY—Opponent Starting Yardline; ASY—Average Starting Yardline; Ret—averages using returned kicks only. Onside (OnS), short squibs (SQB) and pop-over kicks are omitted in figuring the above. Out-of-bounds are not. Returns on onside kicks are omitted from the above.)

FIRST-DOWN TENDENCIES

YARDS GAINED BY DOWN															
Team	1st Down			2nd Down			3rd Down			4th Down			Season		
	Att	Yards	Avg.	Att	Yards	Avg.	Att	Yards	Avg.	Att	Yards	Avg.	Att.	Yards	Avg.
DENVER	474	2477	5.2	361	2054	5.7	217	1266	5.8	16	75	4.7	1068	5872	5.5
OPPONENTS	410	2143	5.2	315	1321	4.2	207	1128	5.4	19	79	4.2	951	4671	4.9

YARDS GAINED BY DOWN

Team	1st Down			2nd Down			3rd Down			4th Down			Season		
	Att	Yards	Avg.	Att	Yards	Avg.	Att	Yards	Avg.	Att	Yards	Avg.	Att	Yards	Avg.
DENVER	474	2477	5.2	361	2054	5.7	217	1266	5.8	16	75	4.7	1068	5872	5.5
OPPONENTS	410	2143	5.2	315	1321	4.2	207	1128	5.4	19	79	4.2	951	4671	4.9

THIRD-DOWN EFFICIENCY

Team	3rd Down and—													Second				
	1	2	3	4	5	6	7	8	9	10	11-14	15-19	20+	Rush	Pass	Half	Total	Pct.
DENVER	12-24	13-16	13-25	7-17	7-18	8-18	6-15	4-15	2-8	10-21	6-16	4-15	0-9	33-67	59-150	36-112	92-217	42.4
OPPONENTS	10-22	3-6	6-16	5-14	6-14	3-10	6-20	6-18	2-9	15-28	2-26	1-15	0-9	18-42	47-165	37-111	65-207	31.4

TURNOVER ANALYSIS

DENVER'S 21 turnovers led to 82 Opponent points: 10 TD, 4 FG; 28.6% of Opponents' total points (287).

OPPONENTS' 31 turnovers led to 120 Denver points: 15 TD, 5 FG; 25.4% of Denver's total points (472).

AVERAGE STARTING FIELD POSITION

	Denver	Opponent
Drives Started	187	189
Cumulative Starting Yardline	6161	5228
Average Field Position	D33	O28
Drives Started In Plus Territory	26	20
Scores (TD/FG)	15/10,5	13/9,4
Turnovers/Ran Out Clock	3/3	3/2
Drives Started Inside Own 20/At Own 20	29/18	57/116

FIRST DOWNS EARNED

	Denver	Opponent	Player	Rush	Pass	Rec.	Total
Drives Started	187	189	John Elway	13	169	0	182
Cumulative Starting Yardline	6161	5228	Terrell Davis	100	0	11	111
Average Field Position	D33	O28	Rod Smith	3	0	54	57
Drives Started In Plus Territory	26	20	Shannon Sharpe	0	0	49	49
Scores (TD/FG)	15/10.5	13/9.4	Ed McCaffrey	0	0	32	32
Turnovers/Ran Out Clock	3/3	3/2	Willie Green	0	0	12	12
Drives Started Inside Own 20/At Own 20	29/18	57/16	Vaughn Hebronn	12	0	2	14
			Derek Loville	6	0	0	6
			Howard Griffith	2	0	3	5
			Dwayne Carswell	0	0	4	4
Times Penetrated Opponent 20	56	35	Bubby Brister	1	2	0	3
Total Scores	50	28	Detron Smith	1	0	2	3
Touchdowns	30	19	Byron Chamberlain	0	0	1	1
Field Goals-Attempts	20-22	9-11	Patrick Jeffers	0	0	1	1
Turnovers/Downs	2/2	4/1	Jeff Lewis	0	1	0	1
Ran Out Clock Not Trying To Score	0	0	Anthony Lynn	0	0	1	1

YARDS LOST DUE TO PENALTY

	Denver	Opponent
Times Penalized After Offensive Gain	16	12
Yards Lost Due To Penalties	146	191
Touchdowns Cost	0	3
First Downs Lost	5	8

GOAL-TO-GO DEFENSE

DENVER			OPPONENT			Summary					Opp. GTG Plays-		
	Denver	Opponent	Team	Total	TD	FG	FGA	TO	Plays	Stops	Pct.		
Times Penalized After Offensive Gain	16	12	DENVER	20	12	6	0	2	45	33	73.3		
Yards Lost Due To Penalties	146	191	OPPONENTS	29	22	6	0	0	64	42	65.6		
Touchdown Cost	0	3											

1997 FINAL POSTSEASON STATISTICS (4-0)

Team Statistics	Den	Opp	Griffith	5	11	2.2	4	0
TOTAL FIRST DOWNS	88	76	BRONCOS	150	748	5.0	59	12
			OPPONENTS	85	383	4.5	33	3

Team Statistics

TOTAL FIRST DOWNS	88	76	OPPONENTS	85	383	4.5	331	3
Rushing	44	19						
Passing	35	46	RECEIVING	No.	Yds	Avg	Long	TD
Penalty	9	11	McCaffrey	12	171	14.3	43	1
3rd Down: Made/Att	30/51	19/50	Sharpe	12	149	12.4	23	0
3rd Down Pct.	58.8	38.0	R. Smith	11	205	18.6	43t	1
4th Down: Made/Att	1/1	1/5	Davis	8	38	4.8	17	0
4th Down Pct.	100.0	20.0	Griffith	5	58	11.6	23	1
POSSESSION AVG.	32:58	27:02	Green	3	51	17.0	22	0
TOTAL NET YARDS	1430	1241	Carswell	2	30	15.0	26	0
Avg. Per Game	357.5	310.3	Hebron	2	14	7.0	9	0
Total Plays	252	243	Loville	1	10	10.0	10	0
Avg. Per Play	5.7	5.1	BRONCOS	56	726	13.0	43t	3
NET YARDS RUSHING	748	383	OPPONENTS	85	920	10.8	50	3

Avg. Per Game	167.0	93.6	
Total Rushes	150	85	INTERCEPTIONS

NET YARDS PASSING	682	858	Braxton	2	6	3.0	5	0
Avg. Per Game	170.5	214.5	Aldridge	1	0	0.0	0	0
Sacked/Yards Lost	6/44	11/62	Crockett	1	0	0.0	0	0
Gross Yards	726	920	Gordon	1	0	0.0	0	0
Att./Completions	96/56	147/85	BRONCOS	5	6	1.2	6	0
Completion Pct.	58.3	57.8	OPPONENTS	2	17	8.5	17	0

PUNTS/AVERAGE

NET PUNTING AVG.	18/31.4	17/34.8	Rowen	17	619	36.4	31.4	1	6	53	1
PENALTIES/YARDS	28/244	29/249	BRONCOS	18	619	34.4	31.4	1	6	53	1
FUMBLES/BALL LOST	10/6	6/4	OPPONENTS	17	660	38.8	34.8	0	5	62	0
TOUCHDOWNS	15	9									
Rushing	12	3	PUNT RETURNS	Ret	FC	Yds	Avg	Long	TD		
Passing	3	5	Gordon	4	3	69	17.3	36	0		
Returns	0	1	R. Smith	0	1	0					

Score By Periods

BRONCOS	28	41	7	35	—	111													
OPPONENTS	14	21	23	14	—	72													
KICKOFF RETURNS							No.	Yds	Avg	Long	TD								
							12	260	21.7	53	0								

SCORING

Davis	8	8	0	0	0	0	0	48	Lovlie	1	20	20.0	20	0
Elam	0	0	0	0	0	15/15	2/2	0	21	15	322	21.5	51	0
Lovlie	2	2	0	0	0	0	0	12	20	401	20.1	58	0	
Elway	1	1	0	0	0	0	0	6	BRONCOS OPPONENTS					
Griffith	1	0	1	0	0	0	0	6	FIELD GOALS					
Hebron	1	1	0	0	0	0	0	6	1-19	20-29	30-39	40-49	50+	
McCaifrey	1	0	1	0	0	0	0	6	0/0	0/0	0/0	1/1	1/1	
R. Smith	1	0	1	0	0	0	0	6	0/0	0/0	0/0	1/1	1/1	
BRONCOS	15	12	3	0	0	15/15	2/2	0	111	0/0	2/2	1/2	0/1	0/0
OPPONENTS	9	3	5	1	0	9/9	3/5	0	72	FLAM: (V43G/51G)				

2-pt. CONVERSIONS: BRONCOS 0-0. OPPONENTS 0-0

SACKS: N. Smith 3.0, Williams 2.0, Atwater 1.0, Crockett 1.0, Gordon 1.0, Pryce 1.0, Tanuvasa 1.0, Traylor 1.0.
BRONCOS 11.0. OPPONENTS 6.0

PASSING

Elway	96	56	726	56.3	7.56	3	3.1	2	2.1	43t	6/44	83.9
BRONCOS	96	56	726	58.3	7.56	3	3.1	2	2.1	43t	6/44	83.9
OPPONENTS	147	85	920	57.8	6.26	5	3.4	5	3.4	50	11/62	73.5

1997 FINAL POSTSEASON DEFENSIVE STATISTICS

based on unofficial press box statistics

PLAYER	S	A	TT	S/Yos.	I/Yos.	FR	FF	PD	PLAYER	S	A	TT	S/Yos.	I/Yos.	FR	FF	PD
1. Mobley	21	3	24	0/0	0/0	0	0	2	Williams	5	7	10	2/14	0/0	0	0	0
2. Braxton	15	3	22	0/0	2/6	0	0	4	11. Tanuvasa	5	2	7	1/8	0/0	0	0	0
3. Crockett	19	0	19	1/1	1/0	0	0	3	Hasselbach	4	3	7	0/0	0/0	0	0	0
4. Gordon	17	1	18	1/8	1/0	0	0	8	13. Johnson	4	0	4	0/0	0/0	0	0	1
5. Romanowski	15	3	18	0/0	0/0	0	0	1	14. Lodish	3	0	3	0/0	0/0	1	0	0
6. Aldridge	13	2	15	0/0	1/0	1	0	1	15. Cadrez	2	1	3	0/0	0/0	0	0	0
7. Atwater	10	5	15	1/1	0/0	0	1	5	16. Hilliard	1	1	2	0/0	0/0	0	0	0
8. Traylor	9	2	11	1/1	0/0	0	0	2	17. Pryce	1	1	2	1/0	0/0	0	0	0
9. N. Smith	8	2	10	3/6	0/0	1	2	1	TEAM	154	36	190	11/62	5/6	3	3	20

SPECIAL TEAMS TACKLES: Dodge 3, Hilliard 3, Johnson 3, Loville 3, McKyer 3, Burns 2, Lynn 2, Carswell, Mobley, Veland.
SPECIAL TEAMS FORCED FUMBLES: Lynn, Veland.
SPECIAL TEAMS FUMBLE RECOVERIES: McKyer, Crockett (of Gordon fumble).
MISCELLANEOUS TACKLES: Sharpe 2, Schlereth, McCaffrey.
MISCELLANEOUS RECOVERIES: Elway.

1997 POSTSEASON MISCELLANEOUS STATISTICS

DRIVE ENGINEERING

	Drives Ended By										Points Yielded	Pts/Drive	Quarterback		
	Started	TD	FG	FGA	PNT	DWN	TRN	SAF	CLK	RPL			Drive Efficiency*	Drive Efficiency*	Drive Efficiency*
Quarterback															
John Elway	46	14	2	0	18	0	8	0	4	0	104	2.26	34.8%	38.1%	
Bobby Brister	1	1	0	0	0	0	0	0	0	0	7	7.00	100.0%	100.0%	
DENVER	47	15	2	0	18	0	8	0	4	0	111	2.36	36.2%	39.5%	
OPPONENTS	45	8	3	2	17	4	8	0	3	0	65	1.44	24.4%	31.0%	

(*the second number is the percentage the quarterback has put his team in position to score, allowing for missed field goals and subtracting those drives ended by the clock.)

KICKOFF ANALYSIS

	Kicker										Opp. OSY	OSY Ret.	ASY Ret.	ASY Ret.
	Total	Ret.	FC	MF	TB	EZ+	OB	OnS	SQB	(1)				
Jason Elam	20	19	0	0	1	0	0	(0)	(1)	598	578	O30	O30	
DENVER	20	19	0	0	1	0	0	(0)	(1)	598	578	O30	O30	
OPPONENTS	16	15	0	0	1	0	0	(0)	(0)	472	452	D30	D30	

(KEY: MF—muffed; EZ+—through or over end zone; OSY—Opponent Starting Yardline; ASY—Average Starting Yardline; Ret—averages using returned kicks only. Onside (OnS), short squibs (SQB) and pop-over kicks are omitted in figuring the above; Out-of-bounds are not. Returns on inside kicks are omitted from the above.)

FIRST-DOWN TENDENCIES

Team	Rushing			Passing			Overall			Times Gained			Miscellaneous		
	Plays	Yds.	Avg.	Plays	Yds.	Avg.	Plays	Yds.	Avg.	20+	10+	5+	4-	0	Neg.
DENVER	78	476	6.1	38	251	6.6	116	727	6.3	8	23	45	28	0	7
OPPONENTS	55	271	4.9	55	408	7.4	110	679	6.2	10	26	45	44	29	7

YARDS GAINED BY DOWN

Team	1st Down			2nd Down			3rd Down			4th Down			Season		
	Att	Yards	Avg.	Att	Yards	Avg.	Att	Yards	Avg.	Att	Yards	Avg.	Att	Yards	Avg.
DENVER	116	727	6.6	84	317	3.8	51	380	7.5	1	6	6.0	252	1430	5.7
OPPONENTS	110	679	6.2	78	333	4.3	50	225	4.5	5	7	1.4	243	1244	5.1

THIRD-DOWN EFFICIENCY

Team	3rd Down and										Second			
	1	2	3	4	5	6	7	8	9	10	11-14	15-19	20+	Pct.
DENVER	9-11	4-6	1-1	1-3	1-2	5-7	2-5	1-2	1-1	1-3	3-7	1-2	0-1	58.8
OPPONENTS	1-3	5-5	2-5	1-2	3-6	1-5	2-7	0-2	1-3	3-6	0-4	0-0	0-2	38.0

TURNOVER ANALYSIS

DENVER'S 8 turnovers led to 17 Opponent points: 2 TD, 1 FG; 23.6% of Opponents' total points (72).
OPPONENTS' 9 turnovers led to 24 Denver points: 3 TD, 1 FG; 21.6% of Denver's total points (111).

AVERAGE STARTING FIELD POSITION

	Denver	Opponent
Drives Started	47	45
Cumulative Starting Yardline	1531	1377
Average Field Position	D33	O31
Drives Started In Plus Territory	9	6
Scores (TD/FG)	6/5,1	2/0,2
Turnovers/Ran Out Clock	3/0	1/0
Drives Started Inside Own 20/At Own 20	8/5	8/3

SCORING PCT. INSIDE-THE-20 (RED ZONE)

	Denver	Opponent
Times Penetrated Opponent 20	16	11
Total Scores	13	8
Touchdowns	13	6
Field Goals-Attempts	0-0	2-3
Turnovers/Downs	3/0	2/0
Ran Out Clock Not Trying To Score	0	0
Scores From Outside The 20	4	3
Scoring Percentage	81.3	72.7

YARDS LOST DUE TO PENALTY

	Denver	Opponent
Times Penalized After Offensive Gain	4	3
Yards Lost Due To Penalties	30	39
Touchdowns Cost	0	0
First Downs Lost	3	2
Field Goals Lost	0	1

FIRST DOWNS EARNED

Player	Rush		Pass		Rec.		Total
John Elway	4	35	0	0	0	39	
Terrell Davis	34	0	2	0	2	36	
Rod Smith	0	0	10	0	10	10	
Ed McCaffrey	0	0	7	0	7	7	
Shannon Sharpe	0	0	7	0	7	7	
Derek Loville	4	0	0	0	4	4	
Howard Griffith	0	0	4	0	4	4	
Willie Green	0	0	3	0	3	3	
Vaughn Hebron	2	0	1	0	3	3	
Dwayne Carswell	0	0	1	0	1	1	

GOAL-TO-GO DEFENSE

Team	Summary				Opp. GTG Plays-			
	Total	TD	FG	FGA	TO	Plays	Stops	Pct.
DENVER	3	2	0	0	1	6	4	66.7
OPPONENTS	9	9	0	0	0	19	10	52.6

1997 FINAL PRESEASON STATISTICS (3-2)

Date	W-L	Score	Opponent	Attendance	RUSHING	No.	Yds	Avg	Long	TD
Jul 26	W	31-10	Buffalo	69,739	Davis	34	211	6.2	37	2
Aug 4	L	19-38	at Miami (Mexico City)	104,629	Hebron	47	188	4.0	12	1
Aug 9	W	23-13	at Carolina	68,296	Loville	25	97	3.9	16	0
Aug 17	L	21-31	at New England	55,354	Lewis	7	63	9.0	141	1
Aug 23	W	31-17	San Francisco	69,874	Willis	9	34	3.8	14	1

Team Statistics

	Den	Opp
TOTAL FIRST DOWNS	103	86
Rushing	45	24
Passing	53	54
Penalty	5	8
3rd Down: Made/Att	30/70	19/61
3rd Down Pct.	42.9	31.1
4th Down: Made/Att	4/8	4/6
4th Down Pct.	50.0	66.7
POSSESSION AVG.	32:28	27:32
TOTAL NET YARDS	1592	1486
Avg. Per Game	318.4	297.2
Total Plays	329	293
Avg. Per Play	4.8	5.1
NET YARDS RUSHING	699	462
Avg. Per Game	139.8	92.4
Total Rushes	150	120
NET YARDS PASSING	893	1024
Avg. Per Game	178.6	204.8
Sacked/Yards Lost	14/94	11/89
Gross Yards	987	1113
Att./Completions	165/94	162/86
Completion Pct.	57.0	53.1
Had Intercepted	2	4
PUNTS/AVERAGE	22/48.6	25/46.4
NET PUNTING AVG.	22/40.7	25/38.6
PENALTIES/YARDS	39/310	36/250
FUMBLES/BALL LOST	5/3	12/6
TOUCHDOWNS	15	13
Rushing	6	3
Passing	7	8
Returns	2	2

POSSESSION AVG.	32.28	27.32						
TOTAL NET YARDS	1592	1486	RECEIVING	No.	Yds	Avg	Long	TD
Avg. Per Game	318.4	297.2	Anderson	13	160	12.3	31	2
Total Plays	329	293	McCaffrey					

McCauley	10	101	10.1	28	0
Green	10	92	9.2	27	2
Chamberlain	8	96	12.0	27	1
Sharpe	7	117	16.7	37	1

Total Rushes	100	120	R. Smith	7	99	14.1	20	1
NET YARDS PASSING	893	1024	Hebron	7	38	5.4	11	0
Avg. Per Game	178.6	204.8	Carswell	6	56	9.3	19	0
Sacked/Yards Lost	14/94	11/89	Loville	6	40	6.7	13	0
Gross Yards	987	1113	D. Smith	5	32	6.4	11	0

Att./Completions	165/94	162/86	Wilson	3	51	17.0	23	0
Completion Pct.	57.0	53.1	Davis	3	46	15.3	20	0
Had Intercepted	2	4	Griffith	3	9	3.0	7	0
PUNTS/AVERAGE	22/48.6	25/46.4	Jeffers	2	17	8.5	9	0
NET PUNTING AVG.	22/40.7	25/38.6	Lynn	2	0	0.0	0	0

PENALTIES/YARDS	39/310	36/250	Martos	2	9	4.5	7	0
FUMBLES/BALL LOST	5/3	12/6	Gamble	1	15	15.0	15	0
TOUCHDOWNS	15	13	BRONCOS	1	9	9.0	9	0
Rushing	6	3	OPPONENTS	94	987	10.5	37	7
Passing	7	8		86	1113	12.9	66	8

Returns		2		8		INTERCEPTIONS		No.	Yds	Avg	Long	TD	
Score By Periods		1	2	3	4	OT	PTS	Joseph	1	99	99.0	99	1
BRONCOS		19	30	41	35	—	125	Dodge	1	53	53.0	53	1
OPPONENTS		10	44	40	42	—	109	Gordon	1	33	33.0	33	0

SCORING		TD	Ru	Pa	Ret	K-PAT	FG	S	PTS	Cadrez	1	20	20.0	20	0
Elam		0	0	0	0	14/14	7/10	0	35	BRONCOS	4	205	51.3	99t	2
Anderson		2	0	2	0			0	12	OPPONENTS	2	79	39.5	53t	1
										PUNTING	No.	Yds	Avg	Net	TP

Devis	2	2	0	0	0	12	Rowen	22	1070	48.6	40.7	2	4	61	0
Green	2	0	2	0	0	12	BRONCOS	22	1070	48.6	40.7	2	4	61	0
Brister	1	1	0	0	0	6	OPPONENTS	25	1160	46.4	38.6	4	5	65	0
Chamberlain	1	0	1	0	0	6									
Dodge	1	0	0	1	0	6									

Hebron	1	1	0	0	0	6	POINT RETURNS	Ret	FC	Yds	Avg	Long	TD
Joseph	1	0	0	1	0	6	Gordon	14	4	111	7.9	24	0
Lewis	1	1	0	0	0	6	R. Smith	1	0	5	5.0	5	0
Sharpe	1	0	1	0	0	6	BRONCOS	15	4	116	7.7	24	0
R. Smith	1	0	1	0	0	6	OPPONENTS	15	4	134	8.9	33	0

BRONCOS	15	6	7	2	14/14	7/10	0	125	KICKOFF RETURNS	No.	Yds	Avg	Long	TD
OPPONENTS	13	3	8	2	13/13	6/7	0	109	Hebron	6	148	24.7	38	0
									Loville	4	73	18.3	22	0
									Martos	3	78	26.0	26	0

PERCENT CONVERSIONS: BRONCOS 11.1, OPPONENTS 0-0		Burns	1	16	26.0	20	0
		Gamble	1	15	15.0	15	0
KICKS: E. Jones 3-0, Perry 2-5, N. Smith 2-0, Coghill 1-0,		BRONCOS	15	330	22.0	38	0
Pryce 1-0, Tanuvasa 1-0, Richie 0-5, BRONCOS 11-0,		OPPONENTS	21	551	26.2	73	0
OPPONENTS 14-0							

	FIELD GOALS	1-19	20-29	30-39	40-49	50+
	EIAM	0/0	1/1	3/3	2/4	1/2
	BRONCOS	0/0	1/1	3/3	2/4	1/2
	OPPONENTS	0/0	3/3	0/0	3/4	0/0

										ELAM: (45G,31G,31G,54S)/(55G,31G,34G)/(44WR,49WR)/(26G)									
										OPPONENTS: (48WR,26G)/(41G)/(42G,22G)/(25G)/(49G)									
PASSING	Att	Cmp	Yds	Cmp%	Yds/Att	TD	TD%	Int	Int%	QBR	QBR%	QBR	QBR%	QBR	QBR%				

WIS	85	53	527	62.4	6.20	5	5.9	Int	Int%	Long	Sack/Lost	Rating
WIS	55	26	306	47.3	5.56	2	3.6	2	0.0	37	10/55	99.5
WIS	25	15	154	60.0	6.16	0	0.0	2	3.6	31	1/7	61.6
BRONCOS	165	94	987	57.0	5.98	7	4.2	0	0.0	26	3/32	77.8
OPPONENTS	162	96	947	58.4	6.00	2	1.2	2	1.2	37	14/94	83.6

1997 FINAL PRESEASON DEFENSIVE STATISTICS

based on unofficial press box statistics

PLAYER	S	A	TT	S/Yds.	I/Yds.	FR	FF	PD	PLAYER	S	A	TT	S/Yds.	I/Yds.	FR	FF	PD
1. Mobley	15	4	19	0/0	0/0	2	1	1	21. Barber	3	3	6	0/0	0/0	0	0	0
2. Burns	14	2	16	0/0	0/0	0	0	1	22. Lodish	5	0	5	0/0	0/0	0	0	1
3. Aldridge	10	4	14	0/0	0/0	0	0	1	23. Hilliard	4	1	5	0/0	0/0	0	0	1
4. E. Jones	9	4	13	3/19	0/0	0	0	0	24. Traylor	4	0	4	0/0	0/0	0	0	1
5. Johnson	11	1	12	0/0	0/0	2	1	5	25. Crockett	3	1	4	0/0	0/0	0	0	1
6. Russ	10	2	12	0/0	0/0	0	0	1	26. Jones, S.	3	0	3	0/0	0/0	0	0	1
7. Atwater	7	5	12	0/0	0/0	0	0	2	27. McKyer	2	1	3	0/0	0/0	0	0	2
8. Coghill	10	1	11	1/18	0/0	1	1	0	28. Ale	2	0	2	0/0	0/0	0	0	0
9. Tanuvasa	10	1	11	1/3	0/0	1	1	0	29. Brown	2	0	2	0/0	0/0	0	0	0
10. Gordon	9	2	11	0/0	1/33	0	0	4	30. Gillard	2	0	2	0/0	0/0	0	0	0
11. Dodge	9	1	10	0/0	1/53	0	0	3	31. Myles	2	0	2	0/0	0/0	0	0	0
12. Veland	4	6	10	0/0	0/0	0	0	0	32. Simmons	2	0	2	0/0	0/0	0	0	1
13. Perry	6	3	9	2.5/23.5	0/0	0	0	0	33. Williams, A.	1	1	2	0/0	0/0	0	0	0
14. Cadrez	5	3	8	0/0	1/20	0	0	1	34. Braxton	1	0	1	0/0	0/0	0	0	1
15. Romanowski	6	1	7	0/0	0/0	1	0	1	35. Carter	1	0	1	0/0	0/0	0	0	0
16. Braxton	4	3	7	0/0	0/0	0	0	0	36. Joseph	1	0	1	0/0	1/99	0	0	1
17. Pryce	5	1	6	1/6	0/0	0	0	1	37. James	0	0	0	0/0	0/0	0	0	0
18. Richie	5	1	6	0.5/5.5	0/0	0	0	1	TEAM	154	36	190	11/59	5/6	3	3	28
19. Smith, N.	5	1	6	2/14	0/0	0	0	0									

SPECIAL TEAMS TACKLES: Burns 6, Jeffers 4, D. Smith 4, Loville 3, Russ 3, Aldridge 2, Coghill 2, Joseph 2, Wilson 2, Barber, Brown, Burkett, Cadrez, Carswell, Chamberlain, Diaz-Infante, Lynn, Myles, Rivers. **SPECIAL TEAMS FORCED FUMBLES:** Burns. **SPECIAL TEAMS FUMBLE RECOVERIES:** Gordon, D. Smith. **MISCELLANEOUS TACKLES:** Gamble.

DENVER'S REGULAR SEASON RECORD WAS...

7-3	when leading after first quarter	1-1	when Denver passes for 300 yards
11-0	when leading after second quarter	0-1	when opponent passes for 300 yards
12-0	when leading after third quarter	2-0	when playing in domes
2-0	when trailing after first quarter	10-4	when playing outdoors
1-3	when trailing after second quarter	3-1	when playing on artificial turf
0-4	when trailing after third quarter	9-3	when playing on natural grass
9-3	when Denver scores first	7-0	when winning the coin toss
3-1	when opponent scores first	5-4	when losing the coin toss
0-2	when tied at the half	11-3	when scoring 20 or more points
11-2	when Denver rushes for 100 yards	4-4	when yielding 20 or more points
8-3	when opponent rushes for 100 yards	1-0	in overtime games
6-2	when winning turnover margin	0-1	when losing turnover margin

DENVER'S POSTSEASON RECORD WAS...

1-0	when leading after first quarter	0-0	when Denver passes for 300 yards
4-0	when leading after second quarter	0-0	when opponent passes for 300 yards
2-0	when leading after third quarter	0-0	when playing in domes
0-0	when trailing after first quarter	4-0	when playing outdoors
0-0	when trailing after second quarter	1-0	when playing on artificial turf
1-0	when trailing after third quarter	3-0	when playing on natural grass
3-0	when Denver scores first	3-0	when winning the coin toss
1-0	when opponent scores first	1-0	when losing the coin toss
0-0	when tied at the half	3-0	when scoring 20 or more points
4-0	when Denver rushes for 100 yards	2-0	when yielding 20 or more points
1-0	when opponent rushes for 100 yards	0-0	in overtime games
2-0	when winning turnover margin	1-0	when losing turnover margin

GIVEAWAYS

Opponent	FmbL	Int.	Total
KANSAS CITY	0	0	0
@Seattle	1	0	1
ST. LOUIS	1	1	2
CINCINNATI	0	1	1
@Atlanta	0	1	1
NEW ENGLAND	0	2	2
@Oakland	1	0	1
@Buffalo	1	2	3
SEATTLE	2	0	2
CAROLINA	1	0	1
@Kansas City	1	0	1
OAKLAND	1	0	1
@San Diego	0	0	0
@Pittsburgh	0	1	1
@San Francisco	1	2	3
SAN DIEGO	0	1	1
REG. SEASON TOTALS	10	11	21
JACKSONVILLE*	2	0	2
@ Kansas City†	2	0	2
@ Pittsburgh‡	1	1	2
GREEN BAY§	1	1	2
POSTSEASON TOTALS	6	2	8

TAKEAWAYS

Opponent	FmbL	Int.	Total	Differential	Result
KANSAS CITY	0	1	1	+1	W
@Seattle	0	1	1	0	W
ST. LOUIS	0	2	2	0	W
CINCINNATI	1	0	1	0	W
@Atlanta	0	1	1	0	W
NEW ENGLAND	1	1	2	+1	L
@Oakland	1	1	2	+3	W
@Buffalo	3	3	6	+0	W
SEATTLE	2	0	2	+3	W
CAROLINA	1	3	4	0	W
@Kansas City	0	1	1	+1	L
OAKLAND	2	0	2	+2	W
@San Diego	0	2	2	+1	L
@Pittsburgh	1	1	2	-2	L
@San Francisco	1	0	1	0	W
SAN DIEGO	0	1	1	0	W
REG. SEASON TOTALS	13	18	31	+10	12-4
JACKSONVILLE*	1	1	2	0	W
@ Kansas City†	0	0	0	-2	W
@ Pittsburgh‡	1	3	4	+2	W
GREEN BAY§	2	1	3	+1	W
POSTSEASON TOTALS	4	5	9	+1	4-0

KEY: *—Wild Card Playoff Game; †—AFC Divisional Playoff Game; ‡—AFC Championship Game; §—Super Bowl XXXII

REGULAR SEASON BLOCKS	FGs	PATs	PUNTS TOTAL	POSTSEASON BLOCKS	FGs	PATs	PUNTS TOTAL
By Denver	0	0	0	By Denver	0	0	0
By Opponents	2	0	0	By Opponents	0	0	1

1997 INDIVIDUAL SINGLE-GAME HIGHS

BRONCOS

Regular Season

215	Terrell Davis vs. Cincinnati, Sept. 21
42	Terrell Davis at Buffalo, Oct. 26
3	Terrell Davis vs. Oakland, Nov. 24
309	John Elway at Oakland, Oct. 19
46	John Elway at Oakland, Oct. 19
26	John Elway at Oakland, Oct. 19
4	John Elway vs. St. Louis, Sept. 14
2	John Elway vs. San Diego, Dec. 21
4	John Elway vs. New England, Oct. 6
2	John Elway at Buffalo, Oct. 26
2	John Elway at San Francisco, Dec. 15
10	Shannon Sharpe vs. Oakland, Nov. 24
174	Shannon Sharpe vs. Carolina, Nov. 9
2	six times; last by R. Smith vs. S.D., Dec. 21
357	John Elway at Oakland, Oct. 19
5	Jason Elam at Kansas City, Nov. 16
15	John Mobley vs. Cincinnati, Sept. 21
15	John Mobley vs. New England, Oct. 6
2	Ray Crockett vs. Carolina, Nov. 9
3	Maa Tanuvasa vs. New England, Oct. 6
50	Terrell Davis vs. Cincinnati, Sept. 21 (TD)
78	Elway to R. Smith vs. K.C., Aug. 31
62	Keith Traylor at Buffalo, Oct. 26 (TD)
94	Damien Gordon vs. St. Louis, Sept. 14 (TD)
61	Derrick Loville at San Francisco, Dec. 15
57	Tom Rouen at Pittsburgh, Dec. 7
53	Jason Elam vs. Kansas City, Aug. 31

Postseason

184	Terrell Davis vs. Jacksonville, Dec. 27
31	Terrell Davis vs. Jacksonville, Dec. 27
3	Terrell Davis vs. Green Bay, Jan. 25
223	John Elway vs. Jacksonville, Dec. 27
31	John Elway at Pittsburgh, Jan. 11
18	John Elway at Pittsburgh, Jan. 11
2	John Elway at Pittsburgh, Jan. 11
1	John Elway at Pittsburgh, Jan. 11
1	John Elway vs. Green Bay, Jan. 25
6	Rod Smith at Pittsburgh, Jan. 11
99	Rod Smith at Jacksonville, Dec. 27
1	Rod Smith vs. Jacksonville, Dec. 27
1	Howard Griffith at Pittsburgh, Jan. 11
1	Ed McCaffrey at Pittsburgh, Jan. 11
223	John Elway vs. Jacksonville, Dec. 27
1	Jason Elam at Pittsburgh, Jan. 11
1	Jason Elam vs. Green Bay, Jan. 25
8	Ray Crockett at Pittsburgh, Jan. 11
8	Tyrone Braxton at Pittsburgh, Jan. 11
1	Darrien Gordon vs. Jax., Dec. 27
1	Ray Crockett at Pittsburgh, Jan. 11
1	Tyrone Braxton at Pittsburgh, Jan. 11
1	Allen Aldridge at Pittsburgh, Jan. 11
1	Tyrone Braxton vs. G.B., Jan. 25
2	Nail Smith at Kansas City, Jan. 4
2	Alfred Williams at Kansas City, Jan. 4
59	Terrell Davis vs. Jacksonville, Dec. 27
43	Elway to R. Smith vs. Jax., Dec. 27
43	Elway to McCaffrey at K.C., Jan. 4
6	Tyrone Braxton at Pittsburgh, Jan. 11
36	Darrien Gordon at Kansas City, Jan. 4
51	Vaughn Hebron vs. Jax., Dec. 27
53	Tom Rouen vs. Jacksonville, Dec. 27
51	Jason Elam vs. Green Bay, Jan. 25

OPPONENTS

Regular Season

227	Napoleon Kaufman at Oakland, Oct. 19
28	Napoleon Kaufman at Oakland, Oct. 19
2	Marcus Allen at Kansas City, Nov. 16
2	Kordell Stewart at Pittsburgh, Dec. 7
303	Kordell Stewart at Pittsburgh, Dec. 7
51	Craig Wheelan at San Diego, Nov. 30
28	Warren Moon vs. Seattle, Nov. 2
3	Warren Moon vs. Seattle, Nov. 2
3	Kordell Stewart at Pittsburgh, Dec. 7
3	Kerry Collins vs. Carolina, Nov. 9
8	five times; last by T. Martin at S.D., Nov. 30
175	Yancie Thigpen at Pittsburgh, Dec. 7
3	Yancie Thigpen at Pittsburgh, Dec. 7
352	Kordell Stewart at Pittsburgh, Dec. 7
2	four times; last by G. Anderson at S.F., Dec. 15
22	Damien Covington, at Buffalo, Oct. 26
2	Willie Clay, vs. New England, Oct. 6
2	(4 times) last by Carnell Lake at Pitt., Dec. 7
83	Napoleon Kaufman at Oakland, Oct. 19 (TD)
69	K. Stewart to Y. Thigpen, at Pitt., Dec. 7
55	Merton Hanks at San Francisco, Dec. 15 (TD)
55	Lee Woodall at San Francisco, Dec. 15
83	Eric Melcalf at San Diego Nov., 30 (TD)
77	Tamarick Vanover at Kansas City, Nov. 16
73	Tom Tupa vs. New England, Oct. 6
55	Steve Christie, at Buffalo, Oct. 26

Postseason

105	Jerome Bettis at Pittsburgh, Jan. 11
23	Jerome Bettis at Pittsburgh, Jan. 11
1	Natrone Means vs. Jax., Dec. 27
1	Kordell Stewart at Pittsburgh, Jan. 11
1	Jerome Bettis at Pittsburgh, Jan. 11
260	Elvis Grbac at Kansas City, Jan. 4
42	Brett Favre vs. Green Bay, Jan. 25
25	Brett Favre vs. Green Bay, Jan. 25
3	Brett Favre vs. Green Bay, Jan. 25
3	Kordell Stewart at Pittsburgh, Jan. 11
9	Antonio Freeman vs. Green Bay, Jan. 25
126	Antonio Freeman vs. Green Bay, Jan. 25
2	Antonio Freeman vs. Green Bay, Jan. 25
282	Elvis Grbac at Kansas City, Jan. 4
1	Mike Hollis vs. Jacksonville, Dec. 27
1	Louis Aguiar at Kansas City, Jan. 4
1	Ryan Longwell vs. Green Bay, Jan. 25
11	Levon Kirkland at Pittsburgh, Jan. 11
1	Levon Kirkland at Pittsburgh, Jan. 11
1	Eugene Robinson vs. Green Bay, Jan. 25
2	Clyde Simmons vs. Jacksonville, Dec. 27
33	Kordell Stewart at Pittsburgh, Jan. 11
50	Elvis Grbac to Joe Horn at Kansas City, Jan. 4
17	Eugene Robinson vs. Green Bay, Jan. 25
19	Will Blackwell at Pittsburgh, Jan. 11
58	Reggie Barlow vs. Jacksonville, Dec. 27
62	Louis Aguiar at Kansas City, Jan. 4
38	Mike Hollis vs. Jacksonville, Dec. 27

1997 TEAM SINGLE-GAME HIGHS

BRONCOS

High

TOTAL FIRST DOWNS	28	at San Diego, 11/30/97
Postseason	28	vs. Jacksonville, 12/27/97
TOTAL NET YARDS	451	vs. San Diego, 12/21/97
Postseason	511	vs. Jacksonville, 12/27/97
TOTAL OFFENSIVE PLAYS	81	at Buffalo, 10/26/97
Postseason	76	vs. Jacksonville, 12/27/97
NET YARDS RUSHING	225	at Buffalo, 10/26/97
Postseason	310	vs. Jacksonville, 12/27/97
RUSHING ATTEMPTS	46	at Buffalo, 10/26/97
Postseason	49	vs. Jacksonville, 12/27/97
NET YARDS PASSING	321	vs. San Diego, 12/21/97
Postseason	201	vs. Jacksonville, 12/27/97
PASS ATTEMPTS	46	at Oakland, 10/19/97
Postseason	31	at Pittsburgh, 1/11/98
PASS COMPLETIONS	26	at Oakland, 10/19/97
Postseason	18	at Pittsburgh, 1/11/98
PASSES HAD INTERCEPTED	2	(three times)
Postseason	1	at Pittsburgh, 1/11/98; vs. Green Bay, 1/25/98
TIMES SACKED	6	at Kansas City, 11/16/97
Postseason	3	vs. Jacksonville, 12/27/97
PENALTIES	12	at San Diego, 11/30/97
Postseason	9	vs. Jacksonville, 12/27/97
YARDS PENALIZED	113	at Buffalo, 10/26/97
Postseason	94	vs. Jacksonville, 12/27/97
FUMBLES	4	at Oakland, 10/19/97; vs. Seattle, 11/2/97
Postseason	4	at Kansas City, 1/4/98
FUMBLES LOST	2	vs. Seattle, 11/2/97
Postseason	2	vs. Jax., 12/27/97; at K.C., 1/4/98
INTERCEPTIONS MADE	3	vs. Carolina, 11/9/97
Postseason	3	vs. Pittsburgh, 1/11/98
SACKS MADE	5	(two times)
Postseason	4	at Kansas City, 1/4/98
FUMBLES FORCED	3	(three times)
Postseason	2	vs. Green Bay, 1/25/98
FUMBLES RECOVERED	3	at Buffalo, 10/26/97
Postseason	2	vs. Green Bay, 1/25/98
TIME OF POSSESSION	42:04	at Buffalo, 10/26/97
Postseason	40:59	vs. Jacksonville, 12/27/97

Low

15	at San Francisco, 12/15/97
16	at Kansas City, 1/4/98
237	at San Francisco, 12/15/97
272	at Kansas City, 1/4/98
57	vs. Cincinnati, 9/21/97
52	at Kansas City, 1/4/98
89	at Pittsburgh, 12/7/97
109	at Kansas City, 1/4/98
23	at San Francisco, 12/15/97
30	at Pittsburgh, 1/11/98
116	at Buffalo, 10/26/97
123	vs. Green Bay, 1/25/98
26	at Seattle, 9/9/97; vs. Cincinnati, 9/21/97
19	at Kansas City, 1/4/98
13	vs. New England, 10/6/97
10	at Kansas City, 1/4/98
0	(seven times)
0	vs. Jacksonville, 12/27/97; at K.C., 1/4/98
0	at San Diego, 11/30/97; vs. S.D., 12/21/97
0	vs. Green Bay, 1/25/98
3	vs. Carolina, 11/9/97
4	at Pittsburgh, 1/11/98
15	vs. Carolina, 11/9/97
21	at Pittsburgh, 1/11/98
0	(four times)
1	vs. Pittsburgh, 1/11/98; vs. G.B., 1/25/98
0	(seven times)
1	at Pittsburgh, 1/11/98; vs. G.B., 1/25/98
0	(four times)
0	at Kansas City, 1/4/98
1	(five times)
1	vs. Green Bay, 1/25/98
0	(four times)
0	at Kansas City, 1/4/98
0	(seven times)
0	at Kansas City, 1/4/98
27:31	at Pittsburgh, 12/7/97
28:54	at Kansas City, 1/4/98

OPPONENTS

High

TOTAL FIRST DOWNS	22	(four times)
Postseason	23	at Pittsburgh, 1/11/98
TOTAL NET YARDS	476	at Pittsburgh, 12/7/97
Postseason	354	at Pittsburgh, 1/11/98
TOTAL OFFENSIVE PLAYS	76	at Buffalo, 10/26/97
Postseason	66	at Pittsburgh, 1/11/98
NET YARDS RUSHING	243	at Oakland, 10/19/97
Postseason	161	at Pittsburgh, 1/11/98
RUSHING ATTEMPTS	36	at Pittsburgh, 12/7/97
Postseason	27	at Pittsburgh, 1/11/98
NET YARDS PASSING	290	at Pittsburgh, 12/7/97
Postseason	256	vs. Green Bay, 1/25/98
PASS ATTEMPTS	51	at San Diego, 11/30/97
Postseason	45	vs. Green Bay, 1/25/98
PASS COMPLETIONS	28	vs. Seattle, 11/2/97
Postseason	25	vs. Green Bay, 1/25/98
PASSES HAD INTERCEPTED	3	at Buffalo, 10/26/97; vs. Carolina, 11/9/97
Postseason	3	at Pittsburgh, 1/11/98
TIMES SACKED	5	vs. St. Louis, 9/14/97; at Buff., 10/26/97
Postseason	4	at Kansas City, 1/4/98
PENALTIES	12	vs. Cincinnati, 9/21/97; vs. Oak., 11/24/97
Postseason	9	vs. Jacksonville, 12/27/97
YARDS PENALIZED	134	at Seattle, 9/7/97
Postseason	71	at Pittsburgh, 1/11/98
FUMBLES	5	vs. Seattle, 11/2/97
Postseason	2	vs. Green Bay, 1/25/98
FUMBLES LOST	3	at Buffalo, 10/26/97
Postseason	2	vs. Green Bay, 1/25/98
INTERCEPTIONS MADE	2	(three times)
Postseason	1	at Pittsburgh, 1/11/98; vs. G.B., 1/25/98
SACKS MADE	6	at Kansas City, 11/16/97
Postseason	3	vs. Jacksonville, 12/27/97
FUMBLES FORCED	3	vs. Seattle, 11/2/97
Postseason	4	at Kansas City, 1/4/98
FUMBLES RECOVERED	2	vs. Seattle, 11/2/97
Postseason	2	vs. Jacksonville, 12/27/97; at K.C., 1/4/98
TIME OF POSSESSION	32:29	vs. Pittsburgh, 12/7/97
Postseason	31:06	at Kansas City, 1/4/98

Low

7	vs. Carolina, 11/9/97
14	vs. Jacksonville, 12/27/97
147	vs. Carolina, 11/9/97
237	vs. Jacksonville, 12/27/97
46	at Oakland, 10/19/97; vs. Carolina, 11/9/97
49	vs. Jacksonville, 12/27/97
34	vs. Carolina, 11/9/97
50	vs. Jacksonville, 12/27/97
14	vs. Carolina, 11/9/97
14	vs. Jacksonville, 12/27/97
81	at Oakland, 10/19/97
187	vs. Jacksonville, 12/27/97
12	at Oakland, 10/19/97
32	vs. Jacksonville, 12/27/97
9	at Oakland, 10/19/97
18	vs. Jacksonville, 12/27/97; at Pitt., 1/11/98
0	vs. Cincinnati, 9/21/97; vs. Seattle, 11/2/97
0	at Kansas City, 1/4/98
1	(five times)
1	vs. Green Bay, 1/25/98
4	at Buffalo, 10/26/97
4	at Pittsburgh, 1/11/98; vs. G.B., 1/25/98
25	at Buffalo, 10/26/97
54	vs. Jacksonville, 12/27/97
0	(four times)
0	at Kansas City, 1/4/98
0	(seven times)
0	at Kansas City, 1/4/98
0	(seven times)
0	vs. Jacksonville, 12/27/97; at K.C., 1/4/98
0	at San Diego, 11/30/97; vs. S.D., 12/21/97
0	vs. Green Bay, 1/25/98
0	(four times)
1	vs. Green Bay, 1/25/98
0	(seven times)
1	at Pittsburgh, 1/11/98; vs. G.B., 1/25/98
22:35	at Kansas City, 11/16/97
19:01	vs. Jacksonville, 12/27/97

LONGEST SCORING DRIVES OF 1997

Regular Season

Most Plays:	18	(vs. San Diego, Dec. 21, TD, 90 yards, 10:25)
Opponent:	25	(at San Diego, Nov. 30, TD, 98 yards, 9:33)
Most Yards:	90	(at Kansas City Nov. 16, TD, 7 plays, 3:40)
Opponent:	90	(vs. San Diego Dec. 21, TD, 18 plays, 10:25)
Most Time:	98	(at San Diego Nov. 30, TD, 25 plays, 9:33)
Opponent:	10:25	(vs. San Diego, Nov. 21, TD, 18 plays, 90 yards)
Opponent:	9:33	(at San Diego, Nov. 30, TD, 25 plays, 98 yards)

Postseason

15	(vs. Jax., Dec. 27, TD, 78 yards, 7:21)
17	vs. Green Bay, Jan. 25, TD, 100 yards, 7:26)
92	(vs. Jacksonville, Dec. 27, TD, 11 plays, 5:16)
92	(vs. Green Bay, Jan. 25, TD, 13 plays, 7:21)
100	(vs. Green Bay, Jan. 25, TD, 17 plays, 7:26)
7:21	(vs. Jax., Dec. 27, TD, 15 plays, 78 yards)
7:26	(vs. Green Bay, Jan. 25, TD, 17 plays, 100 yds.)

SHORTEST SCORING DRIVES OF 1997

Regular Season

Fewest Plays:	1	(vs. St. Louis, Sept. 14; TD, 23 yards, 0:06)
Opponents:	1	(vs. Cincinnati, Sept. 21; TD, 79 yards, 0:22)
Opponents:	1	(vs. New England, Oct. 6; TD, 44 yards, 0:07)
Fewest Yards:	5	(vs. Seattle, Nov. 2; FG, 4 plays, 2:01)
Opponents:	9	(at Buffalo, Oct. 26; FG, 5 plays, 1:27)
Opponents:	9	(at San Francisco, Dec. 15; FG, 4 plays, 1:42)
Least Time:	0:06	(vs. St. Louis, Sept. 14; TD, 1 play, 23 yards)
Opponents:	0:07	(vs. New England, Oct. 6; TD, 1 play, 44 yards)

Postseason

2	(vs. Jacksonville, Dec. 27, TD, 48 yards, 0:37)
4	(vs. Jacksonville, Dec. 27, FG, 7 yards, 1:27)
4	(at Kansas City, Jan. 4, TD, 65 yards, 1:35)
4	(vs. Green Bay, Jan. 25, TD, 60 yards, 1:39)
0	(vs. Green Bay, Jan. 25, FG, 4 plays, 1:02)
7	(vs. Jacksonville, Dec. 27, FG, 4 plays, 1:27)
0:37	(vs. Jacksonville, Dec. 27, TD, 2 plays, 48 yards)
1:27	(vs. Jacksonville, Dec. 27, FG, 4 plays, 7 yards)

1997 SACK CHART

REGULAR SEASON

Tanuvasa	—8.5 sacks:	vs. Kansas City (8/31) 2-7 yds.; vs. Cincinnati (9/21) 1-4 yds.; vs. New England (10/6) 3-23 yds.; at Oakland (10/19) 5-2.5 yds.; vs. Carolina (11/9) 1-6 yds.; at Kansas City (11/16) 1-2 yds.
N. Smith	—8.5 sacks:	at Seattle (9/7) 1-2 yds.; vs. St. Louis (9/14) 2-8 yds.; vs. Cincinnati (9/21) 1-11 yds.; at Oakland (10/19) 5-2.5 yds.; at Buffalo (10/26) 2-12 yds.; vs. Oakland (11/24) 1-4 yds.; at San Diego (11/30) 1-0 yds.
Williams	—8.5 sacks:	at Atlanta (9/28) 2-14 yds.; at Oakland (10/19) 1-10 yds.; at Buffalo (10/26) 1-20 yds.; vs. Carolina (11/9) 5-2 yds.; vs. Oakland (11/24) 1-9 yds.; at San Francisco (12/15) 2-11 yds.; vs. San Diego (12/21) 1-8 yds.
Mobley	—4 sacks:	vs. St. Louis (9/14) 1-4 yds.; vs. Cincinnati (9/21) 1-3 yds.; vs. Car. (11/9) 1-12 yds.; vs. Oak. (11/24) 1-4 yds.
Romanowski	—2 sacks:	vs. Cincinnati (9/21) 1-8 yds.; at Atlanta (9/28) 1-10 yds.
Traylor	—2 sacks:	vs. St. Louis (9/14) 1-12 yds.; at Buffalo (10/26) 1-8 yds.
Gordon	—2 sacks:	vs. Kansas City (8/31) 1-0 yds.; at Atlanta (9/28) 1-2 yds.
Pryce	—2 sacks:	vs. Seattle (11/2) 0.5-0.5 yds.; vs. Carolina (11/9) 0.5-3 yds.; vs. San Diego (12/21) 1-6 yds.
Hasselbach	—1.5 sacks:	vs. St. Louis (9/14) 5-4.5 yds.; vs. Seattle (11/2) 1-10 yds.
Lodish	—1 sack:	vs. St. Louis (9/14) 5-4.5 yds.; vs. Carolina (11/9) 0.5-3 yds.
Atwater	—1 sack:	vs. Oakland (11/24) 1-18 yds.
McKyer	—1 sack:	at Pittsburgh (12/7) 1-13 yds.
Braxton	—0.5 sacks:	vs. Seattle (11/2) 0.5-0.5 yds.
Riehl	—0.5 sacks:	vs. Carolina (11/9) 0.5-2 yds.

POSTSEASON

Smith	—3 sacks:	at Kansas City (1/4) 2-20 yards, at Pittsburgh (1/11) 1-6 yards.
Williams	—2 sacks:	at Kansas City (1/4) 2-14 yards.
Tanuvasa	—1 sack:	vs. Jacksonville (12/27) 1-8 yards.
Gordon	—1 sack:	vs. Jacksonville (12/27) 1-8 yards.
Pryce	—1 sack:	vs. Jacksonville (12/27) 1-1 yard.
Crockett	—1 sack:	at Pittsburgh (1/11) 1-1 yard.
Traylor	—1 sack:	at Pittsburgh (1/11) 1-1 yard.
Atwater	—1 sack:	vs. Green Bay (1/25) 1-1 yard.

1997 INTERCEPTION CHART

REGULAR SEASON

Crockett	—4 INTs:	vs. St. Louis (9/14) 1-4 yds.; at Buffalo (10/26) 1-10 yds.; vs. Carolina (11/9) 2-4 yds.
Braxton	—4 INTs:	vs. Kansas City (8/31) 1-43 yds.; at Buffalo (10/26) 1-23 yds.; vs. Carolina (11/9) 1-27 yds., TD; at San Diego (11/30) 1-20 yds.
Gordon	—4 INTs:	at Seattle (9/7) 1-32 yds., TD; at Atlanta (9/28) 1-20 yds.; at Kansas City (11/16) 1-12 yds., at Pittsburgh (12/7) 1-0 yds.
McKyer	—1 INT:	vs. St. Louis (9/14) 1-0 yds.
Mobley	—1 INT:	vs. New England (10/6) 1-13 yds., TD
Romanowski	—1 INT:	at Oakland (10/19) 1-7 yds.
Traylor	—1 INT:	at Buffalo (10/26) 1-62 yds., TD
Atwater	—2 INTs:	at San Diego (11/30) 1-22 yds., TD; vs. San Diego (12/21) 1-20 yds.

POSTSEASON

Braxton	—2 INTs:	at Pittsburgh (1/11) 1-6 yards, vs. Green Bay (1/25) 1-0 yards.
Gordon	—1 INT:	vs. Jacksonville (12/27) 1-0 yards.
Crockett	—1 INT:	at Pittsburgh (1/11) 1-0 yards.
Aldridge	—1 INT:	at Pittsburgh (1/11) 1-0 yards.

	Kansas City	at Seattle	St. Louis	Cincinnati	at Atlanta	New England	at Oakland	at Buffalo	Seattle	Carolina	at Kansas City	Oakland	at San Diego	at Pittsburgh	at San Fran.	San Diego
First Downs																
Total	20	22	19	23	16	25	25	17	19	20	26	23	28	18	15	24
Rushing	10	8	10	13	4	15	9	8	8	8	8	6	12	6	5	8
Passing	9	10	9	8	12	6	15	9	10	11	12	14	14	11	7	15
Penalty	1	4	0	2	0	4	1	0	1	1	6	3	2	1	3	1
Third-Down Efficiency																
Attempts	12	11	13	10	15	11	17	18	13	14	15	12	9	17	16	14
Converted	5	6	6	6	7	4	8	6	2	5	3	5	9	7	7	7
Efficiency	42%	55%	46%	60%	47%	36%	47%	33%	46%	14%	33%	25%	56%	53%	44%	50%
Fourth-Down Efficiency																
Attempts	0	0	1	0	1	0	0	0	0	5	0	2	1	1	2	2
Converted	0	0	1	0	1	0	1	0	0	3	0	0	0	0	1	1
Efficiency	0%	0%	100%	0%	100%	0%	0%	0%	0%	60%	0%	0%	0%	0%	50%	50%
Total Offense																
Net Yards	378	330	377	372	329	380	441	341	385	393	329	370	438	320	237	451
Plays	65	58	63	57	62	66	78	81	62	69	77	66	62	68	65	68
Avg./play	5.8	5.7	6.0	6.5	5.3	5.8	5.7	4.2	6.2	5.7	4.3	5.6	7.1	4.7	3.6	6.6
Rushing																
Net Yards	146	143	144	222	101	192	147	225	140	160	135	110	198	89	96	130
Attempts	35	30	34	29	27	38	29	46	31	42	40	30	29	24	23	33
Avg./rush	4.2	4.8	4.2	7.7	3.7	5.1	5.1	4.9	4.5	3.8	3.4	3.7	6.8	3.7	4.2	3.9
Passing																
Net Yards	232	187	233	150	228	188	294	116	245	233	194	260	240	231	141	321
Sacks	2	2	1	2	3	1	3	5	1	3	6	3	0	2	1	0
Yds. Lost	14	10	14	12	15	8	15	17	7	15	38	20	0	17	9	0
Gross Yds.	246	197	247	162	243	196	309	133	252	248	232	280	240	248	150	321
Attempts	28	26	28	26	33	27	46	30	30	24	31	33	33	42	41	35
Compl.	17	18	16	14	18	13	26	16	19	15	18	21	20	17	16	23
Pct.	61%	64%	57%	54%	56.3	48.1	56.5	53.3	63.3	62.5	58.1	63.6	60.6	40.5	39.0	65.7
Int.	0	0	1	1	1	2	0	2	0	0	0	0	0	1	2	1
Penalties																
Number	8	4	10	8	10	4	10	10	7	3	8	8	12	3	5	5
Yds. Lost	69	25	100	90	76	20	70	113	55	15	84	75	92	33	46	43
Punts																
No.	2	3	4	2	6	3	5	8	4	3	4	5	1	4	4	2
Yards	66	108	189	74	277	151	215	316	187	110	1					

	Kansas City	at Seattle	St. Louis	Cincinnati	at Atlanta	New England	at Oakland	at Buffalo	Seattle	Carolina	at Kansas City	Oakland	at San Diego	at Pittsburgh	at San Fran.	San Diego
First Downs																
Total	12	16	18	22	17	13	12	19	22	7	15	14	22	22	18	9
Rushing	6	4	5	7	4	4	7	7	7	0	6	6	5	10	4	1
Passing	6	12	10	9	11	8	5	9	14	7	6	7	10	11	12	8
Penalty	0	0	3	6	2	1	0	3	1	0	3	1	7	1	2	0
Third-Down Efficiency																
Attempts	10	14	10	12	12	15	11	17	13	13	10	15	17	11	13	14
Converted	3	6	1	4	4	3	4	6	4	3	2	3	7	5	5	5
Efficiency	30%	43%	10%	33%	33%	20%	36%	35%	31%	23%	20%	20%	41%	45%	38%	36%
Fourth-Down Efficiency																
Attempts	0	2	0	1	0	2	1	1	1	0	1	2	3	2	0	2
Converted	0	0	0	1	0	1	0	1	0	0	0	0	3	2	0	0
Efficiency	0%	0%	0%	100%	0%	50%	0%	100%	0%	0%	0%	0%	100%	100%	0%	0%
Total Offense																
Net Yards	241	289	314	389	308	262	324	315	349	147	202	260	269	476	323	203
Plays	47	58	61	59	56	63	46	76	66	47	52	66	73	66	62	53
Avg./play	5.1	5.0	5.1	6.6	5.5	4.2	7.0	4.1	5.3	3.1	3.9	3.9	3.7	7.2	5.2	3.8
Rushing																
Net Yards	133	69	130	195	112	51	243	155	104	34	106	110	47	186	58	70
Attempts	19	24	23	25	21	19	32	29	18	14	30	21	21	36	26	23
Avg./rush	7.0	2.9	5.7	7.8	5.3	2.7	7.6	5.3	5.8	2.4	3.5	5.2	2.2	5.2	2.2	3.0
Passing																
Net Yards	108	220	184	194	196	211	81	160	245	113	96	150	222	290	265	133
Sacks	3	1	5	4	4	3	2	5	2	4	1	4	1	1	2	2
Yds. Lost	7	2	33	26	26	23	15	52	11	28	2	35	0	13	11	14
Gross Yds.	115	222	217	220	222	234	96	212	256	141	98	185	222	303	276	147
Attempts	25	33	33	30	31	41	12	42	46	29	21	41	51	29	34	28
Compl.	14	20	18	20	18	20	9	19	28	13	11	22	23	18	22	15
Pct.	56%	61%	55%	67%	58%	49%	75%	45%	61%	45%	52%	54%	45%	62%	65%	54%
Int.	1	1	2	0	1	1	1	3	0	3	1	0	2	1	0	1
Penalties																
Number	9	10	7	12	5	10	7	4	7	4	11	12	10	5	11	6
Yds. Lost	50	134	45	123	27	117	41	25	50	62	120	82	71	35	95	41
Punts																
No.	5	5	7	3	7	7	5	8	5	9	7	8	4	3	5	6
Yards	214	232	307	93	297	363	232	329	204	424	280	350	175	136	18	

1997 GAME-BY-GAME STARTERS

OFFENSE

GAME	WR	LT	LG	C	RG	RT	TE	WB	QB	RB	FB	OTHER
Kansas City	McCahey	T. Jones	Schlereth	Nalen	Habib	Brown	Sharpe	R. Smith	Elway	Davis	Griffith	
@Seattle	McCahey	T. Jones	Schlereth	Nalen	Habib	Brown	Sharpe	R. Smith	Elway	Davis	Griffith	
St. Louis	McCahey	T. Jones	Schlereth	Nalen	Habib	Zimmerman	Sharpe	R. Smith	Elway	Davis	Griffith	
Cincinnati	McCahey	T. Jones	Schlereth	Nalen	Habib	Zimmerman	Sharpe	R. Smith	Elway	Davis	Griffith	
@Atlanta	McCahey	T. Jones	Schlereth	Nalen	Habib	Zimmerman	Sharpe	R. Smith	Elway	Davis	Griffith	
New Eng.	McCahey	T. Jones	Schlereth	Nalen	Habib	Zimmerman	Sharpe	R. Smith	Elway	Davis	Griffith	
@Oakland	McCahey	Zimmerman	Schlereth	Nalen	Habib	T. Jones	Sharpe	R. Smith	Elway	Davis	Griffith	
@Buffalo	McCahey	Zimmerman	Schlereth	Nalen	Habib	T. Jones	Sharpe	R. Smith	Elway	Davis	Griffith	Carswell
Seattle	McCahey	Zimmerman	Schlereth	Nalen	Diaz-Infante	T. Jones	Sharpe	R. Smith	Elway	Davis	Griffith	
Carolina	McCahey	Zimmerman	Schlereth	Nalen	Diaz-Infante	T. Jones	Sharpe	R. Smith	Elway	Davis	Griffith	
@K.C.	McCahey	Zimmerman	Schlereth	Nalen	Habib	T. Jones	Sharpe	R. Smith	Elway	Davis	Griffith	Carswell
Oakland	McCahey	Zimmerman	Diaz-Infante	Nalen	Habib	T. Jones	Sharpe	R. Smith	Elway	Davis	Griffith	Carswell
@San Diego	McCahey	Zimmerman	Diaz-Infante	Nalen	Habib	T. Jones	Sharpe	R. Smith	Elway	Davis	Griffith	
@Pittsburgh	Green	Zimmerman	Diaz-Infante	Nalen	Habib	T. Jones	Sharpe	R. Smith	Elway	Davis	Griffith	
@San Fran.	McCahey	Zimmerman	Diaz-Infante	Nalen	Habib	T. Jones	Sharpe	R. Smith	Elway	Davis	Griffith	
San Diego	McCahey	Zimmerman	Diaz-Infante	Nalen	Habib	T. Jones	Sharpe	R. Smith	Elway	Hebron	Griffith	
Wild Card Game												
Jacksonville	McCahey	Zimmerman	Schlereth	Nalen	Habib	T. Jones	Sharpe	R. Smith	Elway	Davis	Griffith	
Divisional Playoff												
@K.C.	McCahey	Zimmerman	Schlereth	Nalen	Habib	T. Jones	Sharpe	R. Smith	Elway	Davis	Griffith	
AFC Championship												
@Pittsburgh	McCahey	Zimmerman	Schlereth	Nalen	Habib	T. Jones	Sharpe	R. Smith	Elway	Davis	Griffith	
Super Bowl XXXII												
Green Bay	McCahey	Zimmerman	Schlereth	Nalen	Habib	T. Jones	Sharpe	R. Smith	Elway	Davis	Griffith	

DEFENSE

GAME	LDE	LDT	RD	RDE	WLB	MLB	SLB	LCB	RCB	FS	SS	OTHER
Kansas City	N. Smith	Traylor	Perry	Williams	Mobley	Aldridge	Romanowski	Crockett	Gordon	Atwater	Braxton	
@Seattle	N. Smith	Traylor	Perry	Williams	Mobley	Aldridge	Romanowski	Crockett	Gordon	Atwater	Braxton	
St. Louis	N. Smith	Traylor	Perry	Williams	Mobley	Aldridge	Romanowski	Crockett	Gordon	Atwater	Braxton	
Cincinnati	N. Smith	Traylor	Perry	Williams	Mobley	Aldridge	Romanowski	Crockett	Gordon	Dodge	Braxton	
@Atlanta	N. Smith	Traylor	Perry	Williams	Mobley	Aldridge	Romanowski	Crockett	Gordon	Atwater	Braxton	
New Eng.	N. Smith	Traylor	Perry	Williams	Mobley	Aldridge	Romanowski	Crockett	Gordon	Atwater	Braxton	
@Oakland	N. Smith	Traylor	Perry	Williams	Mobley	Aldridge	Romanowski	Crockett	Gordon	Atwater	Braxton	
@Buffalo	N. Smith	Traylor	Perry	Williams	Mobley	Aldridge	Romanowski	Crockett	Gordon	Atwater	Braxton	Mckyer
Seattle	Hasselbach	Traylor	Tanuvasa	Williams	Mobley	Aldridge	Romanowski	Crockett	Gordon	Atwater	Braxton	
Carolina	Hasselbach	Traylor	Tanuvasa	Williams	Mobley	Aldridge	Romanowski	Crockett	Gordon	Atwater	Braxton	
@K.C.	N. Smith	Traylor	Tanuvasa	Williams	Mobley	Aldridge	Romanowski	Crockett	Gordon	Atwater	Braxton	
Oakland	Hasselbach	Traylor	Tanuvasa	Williams	Mobley	Aldridge	Romanowski	Crockett	Gordon	Atwater	Braxton	
@San Diego	N. Smith	Traylor	Pryce	Williams	Mobley	Aldridge	Romanowski	Crockett	Gordon	Atwater	Braxton	
@Pittsburgh	N. Smith	Traylor	Pryce	Williams	Mobley	Aldridge	Romanowski	Crockett	Gordon	Atwater	Braxton	
@San Fran.	N. Smith	Traylor	Tanuvasa	Williams	Mobley	Aldridge	Romanowski	Crockett	Gordon	Atwater	Braxton	
San Diego	N. Smith	Traylor	Pryce	Williams	Mobley	Aldridge	Romanowski	Crockett	Gordon	Atwater	Braxton	
Wild Card Game												
Jacksonville	N. Smith	Traylor	Tanuvasa	Williams	Mobley	Aldridge	Romanowski	Crockett	Gordon	Atwater	Braxton	
Divisional Playoff												
@K.C.	N. Smith	Traylor	Tanuvasa	Williams	Mobley	Aldridge	Romanowski	Crockett	Gordon	Atwater	Braxton	
AFC Championship												
@Pittsburgh	N. Smith	Traylor	Tanuvasa	Williams	Mobley	Aldridge	Romanowski	Crockett	Gordon	Atwater	Braxton	
Super Bowl XXXII												
Green Bay	N. Smith	Traylor	Tanuvasa	Williams	Mobley	Aldridge	Romanowski	Crockett	Gordon	Atwater	Braxton	

1997 GAME-BY-GAME PARTICIPATION

	Kansas City	at Seattle	St. Louis	Cincinnati	at Atlanta	New England	at Oakland	at Buffalo	Seattle	Carolina	at Kansas City	Oakland	at San Diego	at Pittsburgh	at San Fran.	San Diego
Adams	IAS	IAS	NWT	NWT	NWT	NWT	NWT	NWT	NWT	NWT	NWT	NWT	NWT	NWT	NWT	NWT
Aldridge	S	S	S	S	S	S	S	S	S	S	S	S	S	S	S	S
Anderson	S	S	S	S	S	S	S	S	S	S	S	S	S	S	S	S
Atwater	PS	PS	PS	PS	PS	PS	PS	PS	PS	PS	PS	PS	PS	PS	PS	PS
Banks	S	S	S	S	S	S	S	S	S	S	S	S	S	S	S	S
Braxton	S	S	S	S	S	S	S	S	S	S	S	S	S	S	S	S
Bentley	NWT	NWT	NWT	NWT	NWT	NWT	NWT	NWT	NWT	NWT	NWT	NWT	NWT	NWT	NWT	NWT
Brister	3QB	3QB	3QB	3QB	3QB	3QB	3QB	3QB	3QB	3QB	3QB	3QB	3QB	DNP	DNP	P
Brown	S	S	S	S	S	S	S	S	S	S	S	S	S	S	S	S
Burns	P	P	P	P	P	P	P	P	P	P	P	P	P	P	P	P
Butler	NWT	NWT	NWT	NWT	PS	NWT	PS	PS	PS	PS	PS	PS	PS	PS	PS	PS
Cadrez	P	P	P	P	P	P	P	P	P	P	P	P	P	P	P	P
Carswell	P	P	P	P	P	P	P	P	P	P	P	P	P	P	P	P
Chamberlain	P	P	P	P	IAS	IAS	P	P	IAS	P	P	P	P	DNP	IAS	IAS
Coghill	PS	PS	PS	PS	PS	PS	PS	PS	PS	PS	PS	PS	PS	PS	PS	PS
Crockett	S	S	S	S	S	S	S	S	S	S	S	S	S	S	S	S
Davis	S	S	S	S	S	S	S	S	S	S	S	S	S	S	S	IAS
Diaz-Infante	S	P	P	P	P	P	P	P	P	P	P	P	P	P	P	P
Dodge	P	P	P	P	P	P	P	P	P	P	P	P	P	P	P	P
Elam	P	P	P	P	P	IAS	P	P	P	P	P	P	P	P	P	P
Elway	S	S	S	S	S	S	S	S	S	S	S	S	S	S	S	S
Gamble	NWT	NWT	PS	PS	PS	PS	PS	PS	PS	PS	PS	P	P	IAS	PS	PS
Geathers	IR	IR	IR	IR	IR	IR	IR	IR	IR	IR	IR	IR	IR	IR	IR	IR
Gillard	PS	PS	PS	PS	NWT	NWT	NWT	NWT	NWT	NWT	NWT	NWT	NWT	NWT	NWT	NWT
Gordon	S	S	S	S	S	S	S	S	S	S	S	S	S	S	S	S
Green	P	P	P	P	P	P	P	P	P	P	P	P	P	P	P	P
Griffith	S	S	S	S	S	S	S	IAS	S	S	P	P	S	S	S	S
Habib	S	S	S	S	S	S	S	S	IAS	DNP	S	S	S	S	S	S
Hasselbach	P	P	P	P	P	P	P	P	P	S	P	P	P	P	P	P
Hebron	P	P	P	P	P	P	P	P	P	P	P	P	P	P	P	S
Hesse	NWT	NWT	NWT	NWT	NWT	NWT	NWT	NWT	NWT	NWT	NWT	NWT	NWT	NWT	NWT	IAS
Hilliard	P	P	P	P	P	P	P	P	P	P	P	P	P	P	P	P
James	IR	IR	IR	IR	IR	IR	IR	IR	IR	IR	IR	IR	IR	IR	IR	IR
Jeffers	IAS	IAS	IAS	P	P	IAS	P	P	IAS	P	P	P	P	P	P	P
Johnson	P	P	P	P	P	P	P	P	P	P	P	P	P	P	P	P
Jones, E.	IAS	IAS	IAS	IAS	IAS	IAS	IAS	IAS	IAS	IAS	IAS	IAS	IAS	IAS	IAS	IAS
Jones, K.C.	IR	IR	IR	IR	IR	IR	IR	IR	IR	IR	IR	IR	IR	IR	IR	IR
Jones, S.	IR	IR	IR	IR	IR	IR	IR	IR	IR	IR	IR	IR	IR	IR	IR	IR
Jones, T.	S	S	S	S	S	S	S	S	S	S	S	S	S	S	S	S
Lepis	NF	NF	NF	NF	NF	NF	NF	NF	NF	NF	NF	NF	NF	NF	NF	NF
Lewis	DNP	DNP	P	DNP	DNP	DNP	DNP	DNP	DNP	DNP	DNP	DNP	DNP	DNP	DNP	3QB
Lodish	P	P	P	P	P	P	P	P	P	P	P	P	P	P	P	P
Loville	P	P	P	P	P	P	P	P	P	P	P	P	P	P	P	P
Lynn	P	P	P	P	P	P	P	P	P	P	P	P	P	P	P	P
McCahey	S	S	S	S	S	S	S	S	S	S	S	S	S	S	S	S
McKyer	P	P	P	P	P	P	P	P	P	P	P	P	P	P	P	P
Mobley	S	S	S	S	S	S	S	S	S	S	S	S	S	S	S	S
Nalen	S	S	S	S	S	S	S	S	S	S	S	S	S	S	S	S
Neil	IAS	IAS	IAS	IAS	IAS	IAS	IAS	IAS	IAS	DNP	IAS	IAS	P	DNP	DNP	P
Perry	S	S	S	S	S	S	S	S	S	S	S	S	S	S	S	S
Pryce	IAS	IAS	IAS	IAS	IAS	IAS	IAS	IAS	IAS	P	P	P	S	S	P	S
Richie	IAS	IAS	IAS	IAS	IAS	IAS	IAS	IAS	IAS	P	P	P	S	S	P	S
Romanowski	S	S	S	S	S	S	S	S	S	S	S	S	S	S	S	S
Rouen	P	P	P	P	P	P	P	P	P	P	P	P	P	P	P	P
Russ	P	P	P	P	P	P	P	P	P	P	P	P	P	P	P	P
Schlereth	S	S	S	S	S	S	S	S	S	S	S	S	IAS	IAS	IAS	IAS
Sharpe	S	S	S	S	S	S	S	S	S	S	S	S	S	S	S	S
Smith, D.	P	P	P	P	P	P	P	P	P	P	P	P	P	P	P	P
Smith, N.	S	S	S	S	S	S	S	S	S	IAS	IAS	S	S	S	S	S
Smith, R.	S	S	S	S	S	S	S	S	S	S	S	S	S	S	S	S
Swayne	P	P	P	IAS	IAS	IAS	IAS	IAS	IAS	IAS	P	P	P	P	P	IAS
Tanuvasa	P	P	P	P	P	P	P	P	P	P	P	P	P	P	P	P
Traylor	S	S	S	S	S	S	S	S	S	S	S	S	S	S	S	S
Veland	IAS	IAS	IAS	P	P	P	P	P	P	P	P	P	P	P	P	P
Williams, A.	S	S	S	S	S	S	S	S	S	S	S	S	S	S	S	S
Williams, T.	PS	PS	NWT	NWT	NWT	NWT	NWT	NWT	NWT	NWT	NWT	NWT	NWT	NWT	NWT	NWT
Wilson	PS	PS	PS	PS	PS	PS	PS	PS	PS	PS	PS	PS	PS	PS	PS	PS
Zimmerman	NWT	NWT	S	S	S	S	S	S	S	S	S	S	S	S	S	S

KEY: IR-injured reserve; DNP-did not play; RE-roster exemption; IAF-inactive Friday; IAS-inactive Sunday; NF-non football injury; PS-practice squad; NWT-not with team; SS-suspended; PP-physically unable to perform; 3QB-inactive-third quarterback.

BRONCOS INDIVIDUAL LEADERS BY STATISTICAL CATEGORY

Category	Player	AFC Rank	AFC Leader	NFL Rank	NFL Leader
Scoring	Jason Elam — 124	2nd	Mike Hollis, Jacksonville — 134	4th	Mike Hollis, Jacksonville — 134
Rushing	Terrell Davis — 1,750	1st	Terrell Davis, Denver — 1,750	2nd	Sanders, Detroit — 2,053
Passing Yards	John Elway — 3,635	4th	Jeff George, Oakland — 3,917	5th	Brett Favre, Green Bay — 3,857
Passer Rating	John Elway — 87.5	4th	Mark Brunell, Jacksonville — 91.2	7th	Steve Young, San Fran. — 104.7
Receiving Yds.	Rod Smith — 1,180	4th	Tim Brown, Oakland — 1,408	T8th	Rob Moore, Arizona — 1,584
Receptions	Shannon Sharpe — 72	T7th	Tim Brown, Oakland — 104	T15th	Herman Moore, Detroit — 104
Punting Avg.	Tom Rouen — 43.3	6th	Tom Tupa, New England — 45.8	10th	Mark Royals, New Orleans — 45.9
Net Punting Avg.	Tom Rouen — 38.1	4th	Leo Araguz, Oakland — 39.1	5th	Matt Turk, Washington — 39.2
Interceptions	Tyrone Braxton — 4	T8th	Mark McMillan, Kansas City — 8	T23rd	Ryan McNeil, St. Louis — 9
	Ray Crockett — 4	T8th	Darryl Williams, Seattle — 8		
	Darrien Gordon — 4	T8th			
Kickoff Returns	Vaughn Hebron — 23.5	T5th	Aaron Glenn, N.Y. Jets — 26.5	T12th	Michael Bates, Carolina — 27.3
Punt Returns	Darrien Gordon — 13.5	2nd	Jermaine Lewis, Baltimore — 15.6	2nd	David Palmer, Minnesota — 13.1

HOW THE BRONCOS RANKED IN THE AFC AND NFL

OFFENSE

Category	Broncos Total	AFC Rank	AFC Leader	NFL Rank	NFL Leader
Total points	*472	1st	Denver — 472	1st	Denver — 472
Touchdowns scored	*55	1st	Denver — 55	1st	Denver — 55
First downs	340	1st	Denver — 340	1st	Denver — 340
Total yards	5,872	1st	Denver — 5,872	1st	Denver — 5,872
Rushing yards	2,378	2nd	Pittsburgh — 2,479	2nd	Pittsburgh — 2,479
Net passing yards	3,494	6th	Seattle — 3,959	8th	Seattle — 3,959
Times sacked	35	6th	Pittsburgh — 20	11th	Pittsburgh — 20
Fewest penalties	116	12th	N.Y. Jets — 83	T24th	Tampa Bay — 77
Interceptions thrown	11	6th	Cin./Jacksonville — 9	T6th	Cin./Jacksonville — 9
Fumbles lost	10	T3rd	New England — 7	T7th	Minnesota — 6

DEFENSE

Category	Broncos Total	AFC Rank	AFC Leader	NFL Rank	NFL Leader
Points allowed	287	T2nd	Kansas City — 232	T6th	Kansas City — 232
Touchdowns allowed	35	T4th	Kansas City — 23	T10th	Kansas City — 23
First downs allowed	258	1st	Denver — 258	2nd	San Francisco — 242
Total yards allowed	4,671	1st	Denver — 4,671	2nd	San Francisco — 4,013
Rushing yards allowed	1,803	10th	Pittsburgh — 1,318	16th	Pittsburgh — 1,318
Net pass yards allowed	2,868	2nd	Indianapolis — 2,820	5th	Dallas — 2,522
Passer sacked	44	6th	Kansas City — 54	T10th	New Orleans — 59
Interceptions	18	T4th	Kansas City — 21	T8th	New Orleans — 33
Opponent fumbles recovered	13	T6th	Tennessee — 18	T13th	Chic./N.Y. Giants — 17
Giveaway-takeaway ratio	+10	T2nd	Kansas City — +14	T4th	New York Giants — +25

* franchise record

THE LAST TIME IT HAPPENED...

(Reflects the last time each individual statistic occurred)
(1997 performances boldfaced; Super Bowl performances in italics)

100 YARDS RUSHING:

Broncos: **Terrell Davis, 28-178 at San Diego, 11/30/97**
 Playoffs: **Terrell Davis, 30-157 vs. Green Bay, 1/25/98**
 Opponents: **Jerome Bettis, 24-125 at Pittsburgh, 12/7/97**
 Playoffs: **Jerome Bettis, 23-105, at Pittsburgh, 1/11/98**

200 YARDS RUSHING:

Broncos: **Terrell Davis, 42-207, 1 TD, at Buffalo, 10/26/97**
 Playoffs: Has never happened
 Opponents: **Napoleon Kaufman, 28-227, 1 TD, at Oakland 10/19/97**
 Playoffs: **Tim Smith, 23-204, 2 TD, vs. Washington, 1/31/88**

TWO 100-YARD RUSHERS:

Broncos: Otis Armstrong (116 yards) and Norris Weese (120 yards) at Chicago, 12/8/76
 Playoffs: **Terrell Davis (184 yards) and Derek Loville (103 yards) vs. Jacksonville, 12/27/97**
 Opponents: Curt Warner (126 yards) and John L. Williams (109 yards), at Seattle, 12/11/88
 Playoffs: Has never happened

100-YARD RUSHER AND 100-YARD RECEIVER:

Broncos: **Terrell Davis (178 yds) and Ed McCaffrey (114 yds) at San Diego, 11/30/97**
 Playoffs: Has never happened
 Opponents: **Jerome Bettis (125 yds) and Yancie Thigpen (175 yds) at Pittsburgh, 12/7/97**
 Playoffs: **Tim Smith (204 yards) and Ricky Sanders (193 yards), vs. Washington, 1/31/88**

100-YARD RUSHER, 300-YARD PASSER, 100-YARD RECEIVER:

Broncos: Terrell Davis (194), John Elway (326), Shannon Sharpe (161), vs. Baltimore, 10/20/96
 Playoffs: Has never happened
 Opponents: **Jerome Bettis (125), Kordell Stewart (303), Yancie Thigpen (175) at Pittsburgh, 12/7/97**
 Playoffs: **Tim Smith (204), Doug Williams (340), Ricky Sanders (193), vs. Washington, 1/31/88**

100-YARD RUSHER AND 300-YARD PASSER:

Broncos: Terrell Davis (194) and John Elway (326), vs. Baltimore, 10/20/96
 Playoffs: Has never happened
 Opponents: **Jerome Bettis (125) and Kordell Stewart (303), at Pittsburgh, 12/7/97**
 Playoffs: **Tim Smith (204) and Doug Williams (340), vs. Washington, 1/31/88**

100-YARD RECEIVER AND 300-YARD PASSER:

Broncos: Shannon Sharpe (161) and John Elway (326), vs. Baltimore, 10/20/96
 Playoffs: Shannon Sharpe (156) and John Elway (302), at Raiders, 1/9/94
 Opponents: **Yancie Thigpen (175) and Kordell Stewart (303), at Pittsburgh, 12/7/97**
 Playoffs: Ernest Givins (111) and Warren Moon (325), vs. Houston, 1/4/92

TWO RUSHING TOUCHDOWNS:

Broncos: **Terrell Davis, 21-69, 3 TD, vs. Oakland, 11/24/97**
 Playoffs: **Terrell Davis, 25-101, 2 TD, at Kansas City 1/4/98**
 Opponents: **Kordell Stewart, 10-49, 2 TD, at Pittsburgh, 12/7/97**
 Playoffs: **Napoleon McCallum, 13-81, 3 TD, at L.A. Raiders, 1/9/94**

THREE RUSHING TOUCHDOWNS:

Broncos: Terrell Davis, 21-69, 3 TD, vs. Oakland, 11/24/97
 Playoffs: **Terrell Davis, 30-157, 3 TD, vs. Green Bay, 1/25/98**
 Opponents: Chris Warren, 24-115, 3 TD, at Seattle, 10/1/95
 Playoffs: **Napoleon McCallum, 13-81, 3 TD, at L.A. Raiders, 1/9/94**

FOUR RUSHING TOUCHDOWNS:

Broncos: Has never happened
 Playoffs: Has never happened
 Opponents: Curt Warner, 23-126, 4 TD, at Seattle, 12/11/88
 Playoffs: Has never happened

300 YARDS PASSING:

Broncos: **John Elway, at Oakland, 26-46, 309 yards, 1 TD, 0 INT, 10/19/97**
 Playoffs: John Elway, at L.A. Raiders, 29-47, 302 yards, 3 TD, 1 INT, 1/9/94
 Opponents: **Kordell Stewart, at Pittsburgh, 18-29, 303 yards, 3 TD, 1 INT, 12/7/97**
 Playoffs: Warren Moon, vs. Houston, 27-36, 325 yards, 3 TD, 1 INT, 1/4/92

400 YARDS PASSING:

Broncos: John Elway, 24-42, 432 yards, 1 TD, at Seattle, 12/20/85
 Playoffs: Has never happened
 Opponents: Dave Krieg, vs. Seattle, 30-44, 406 yards, 3 TD, 11/25/84
 Playoffs: Has never happened



THE LAST TIME IT HAPPENED... (CONT.)

THREE TOUCHDOWN PASSES:

Broncos: John Elway, 17-26, 273 yards, 4 TD, vs. San Diego, 12/21/97
 Playoffs: John Elway, at L.A. Raiders, 29-47, 302 yards, 3TD, 1 INT, 1/9/94
 Opponents: Kordell Stewart, at Pittsburgh, 18-29, 303 yards, 3 TD, 1 INT, 12/7/97
 Playoffs: Brett Favre, vs. Green Bay, 25-45, 256 yards, 3 TD, 1 INT, 1/25/98

FOUR TOUCHDOWN PASSES:

Broncos: John Elway, 17-26, 273 yards, 4 TD, vs. San Diego, 12/21/97
 Playoffs: Has never happened
 Opponents: Brett Favre, at Green Bay, 20-38, 280 yards, 4 TD, 12/8/96
 Playoffs: Joe Montana, vs. San Francisco, 22-29, 297 yards, 5TD, 1/28/90

FIVE TOUCHDOWN PASSES:

Broncos: John Elway, 16-19, 218 yards, 5 TD, vs. Minnesota, 11/18/84
 Playoffs: Has never happened
 Opponents: John Hadl, 21-35, 325, 5 TD yards, vs. San Diego, 12/1/68
 Playoffs: Has never happened

SIX TOUCHDOWN PASSES:

Broncos: Has never happened
 Playoffs: Has never happened
 Opponents: Len Dawson, 23-38, 435 yards, 6 TD, at Kansas City, 11/1/64
 Playoffs: Has never happened

100 YARDS RECEIVING:

Broncos: Shannon Sharpe, vs. San Diego, 8-162, 1 TD, 12/21/97
 Playoffs: Shannon Sharpe, at L.A. Raiders, 13-156, 1TD, 1/9/94
 Opponents: Yancie Thigpen, at Pittsburgh, 6-175, 3 TD, 12/7/97
 Playoffs: Antonio Freeman, vs. Green Bay, 9-126, 2 TD, 1/25/98

200 YARDS RECEIVING:

Broncos: Has never happened
 Playoffs: Has never happened
 Opponents: Torrance Small, vs. New Orleans, 6-200, 2 TD, 12/24/94
 Playoffs: Has never happened

TWO 100-YARD RECEIVERS:

Broncos: Cedric Tillman (175 yards) and Anthony Miller (102 yards) vs. Atlanta, 11/20/94
 Playoffs: Has never happened
 Opponents: Jerry Rice (121 yards) and Ricky Watters (106 yards) at San Francisco, 12/17/94
 Playoffs: Has never happened

TWO RECEIVING TOUCHDOWNS:

Broncos: Rod Smith, vs. San Diego, 4-53, 2 TD, 12/21/97
 Playoffs: Clarence Kay, 4-105, 2 TD, vs. Houston, 1/10/88
 Opponents: Yancie Thigpen, at Pittsburgh, 6-175, 3 TD, 12/7/97
 Playoffs: Antonio Freeman, vs. Green Bay, 9-126, 2 TD, 1/25/98

THREE RECEIVING TOUCHDOWNS:

Broncos: Ed McCaffrey, vs. Baltimore, 7-76, 3 TD, 10/20/96
 Playoffs: Has never happened
 Opponents: Yancie Thigpen, at Pittsburgh, 6-175, 3 TD, 12/7/97
 Playoffs: Jerry Rice, 7-148, 3TD, vs. San Francisco, 1/28/90

FOUR RECEIVING TOUCHDOWNS:

Broncos: Has never happened
 Playoffs: Has never happened
 Opponents: Lance Alworth, 9-171, 4 TD, vs. San Diego, 12/1/68
 Playoffs: Has never happened

FOUR INTERCEPTIONS

Broncos: Willie Brown, vs. New York, 11/15/64
 Playoffs: Has never happened
 Opponents: Has Never Happened
 Playoffs: Has never happened

THREE INTERCEPTIONS:

Broncos: Dennis Smith, vs. L.A. Raiders, 12/8/85
 Playoffs: Has never happened
 Opponents: Mark Kelso, at Buffalo, 12/12/92
 Playoffs: Has never happened

TWO INTERCEPTIONS:

Broncos: Ray Crockett, vs. Carolina, 11/9/97
 Playoffs: Dennis Smith, vs. Cleveland, 1/14/90



Opponents: Willie Clay, vs. New England, 10/6/97
 Playoffs: Barry Wilburn, vs. Washington, 1/31/88

FOUR SACKS:

Broncos: Simon Fletcher, at San Diego, 11/11/90
 Playoffs: Has never happened
 Opponents: Michael Sinclair, at Seattle, 9/8/96
 Playoffs: Has never happened

THREE SACKS:

Broncos: Maa Tanuvasa, vs. New England, 10/6/97
 Playoffs: Has never happened
 Opponents: Rhett Hall, at San Francisco, 12/17/94
 Playoffs: Has never happened

TWO SACKS:

Broncos: Alfred Williams, at San Francisco, 12/15/97
 Playoffs: Neil Smith, at Kansas City, 1/4/98 and Alfred Williams, at Kansas City, 1/4/98
 Opponents: Carnell Lake, at Pittsburgh, 12/7/97
 Playoffs: Clyde Simmons, vs. Jacksonville, 12/27/97

TWO OPPONENTS FUMBLE RECOVERIES:

Broncos: Bill Romanowski, at Seattle, 9/8/96
 Playoffs: Has never happened
 Opponents: Terry McDaniel, vs. Los Angeles Raiders, 9/18/94
 Playoffs: Randy Hughes, vs. Dallas, 1/15/78

SHUTOUT ON ROAD:

by Broncos: Denver 12, at Cleveland 0, 9/27/92
 Playoffs: Has never happened
 by Opponents: at L.A. Raiders 24, Denver 0, 11/22/92
 Playoffs: Has never happened

SHUTOUT AT HOME:

by Broncos: at Denver 34, vs. Carolina 0, 11/9/97
 Playoffs: Has never happened
 by Opponents: Has Never Happened
 Playoffs: Has never happened

OVERTIME WIN ON ROAD:

by Broncos: Denver 23, at Buffalo 20, 10/26/97
 Playoffs: Denver 23, at Cleveland 20, 1/11/87
 by Opponents: at N.Y. Jets 25, Denver 22, 9/11/94
 Playoffs: Has never happened
 TIE: Denver 17, at Green Bay 17, 9/20/87

OVERTIME WIN AT HOME:

by Broncos: at Denver 34, Seattle 31, 9/23/90
 Playoffs: Has never happened
 by Opponents: Chicago 16, at Denver 13, 11/18/90
 Playoffs: Has never happened
 TIE: at Denver 35, Pittsburgh 35, 9/22/74

50 POINTS:

Broncos: at Denver 50, San Diego 34, 10/6/63
 Playoffs: Has never happened
 Opponents: at Indianapolis 55, Denver 24, 10/31/88
 Playoffs: San Francisco 55, Denver 10, 1/28/90

40 POINTS:

Broncos: at Denver 45, Baltimore 34, 10/20/96
 Playoffs: at Denver 42, Jacksonville 17, 12/27/97
 Opponents: at Green Bay 41, Denver 6, 12/8/96
 Playoffs: L.A. Raiders 42, Denver 24, 1/9/94

TWO POINT CONVERSION:

Broncos: Terrell Davis run, at Oakland, 10/19/97
 Playoffs: Terrell Davis run, vs. Jacksonville, 1/4/97
 Opponents: Keith Byars-Drew Bledsoe pass, at New England, 11/17/96
 Playoffs: Has never happened

SIX FIELD GOALS:

Broncos: Has Never Happened
 Playoffs: Has never happened
 Opponents: Gary Anderson, at Pittsburgh, 10/23/88
 Playoffs: Has never happened

THE LAST TIME IT HAPPENED... (CONT.)

FIVE FIELD GOALS:

Broncos: Jason Elam, at Kansas City, 11/16/97
 Playoffs: Has never happened
 Opponents: Jeff Jaeger, at L.A. Raiders, 12/11/94
 Playoffs: Has never happened

FOUR FIELD GOALS:

Broncos: Jason Elam (5), at Kansas City, 11/16/97
 Playoffs: Has never happened
 Opponents: Jeff Jaeger (5), at L.A. Raiders, 12/11/94
 Playoffs: Has never happened

THREE FIELD GOALS:

Broncos: Jason Elam (5), at Kansas City, 11/16/97
 Playoffs: David Treadwell, vs. Cleveland, 1/14/90
 Opponents: John Carney, at San Diego, 12/22/96
 Playoffs: Mike Hollis, vs. Jacksonville, 1/4/97

PUNT RETURN FOR A TOUCHDOWN:

Broncos: Darrien Gordon, 75 yards, vs. Carolina, 11/9/97
 Playoffs: Has never happened
 Opponents: Eric Metcalf, 83 yards, at San Diego, 11/30/97
 Playoffs: Has never happened

KICKOFF RETURN FOR A TOUCHDOWN:

Broncos: Randy Montgomery, 94 yards, at San Diego, 9/24/72
 Playoffs: Has never happened
 Opponents: Tamarick Vanover, 97 yards, vs. Kansas City, 10/27/96
 Playoffs: Has never happened

INTERCEPTION RETURN FOR A TOUCHDOWN:

Broncos: Steve Atwater, 22 yards, at San Diego, 11/30/97
 Playoffs: Has never happened
 Opponents: Merton Hanks, 55 yards, at San Francisco, 12/15/97
 Playoffs: Carlton Bailey, at Buffalo, 1/12/92

FUMBLE RETURN FOR TOUCHDOWN:

Broncos: Darrius Johnson, 6 yards, vs. Seattle, 11/2/97
 Playoffs: Has never happened
 Opponents: Kevin Greene, 40 yards, at San Francisco, 12/15/97
 Playoffs: Has never happened

BLOCKED PUNT:

Broncos: Reggie Rivers, vs. Kansas City, 12/12/93
 Playoffs: Has never happened
 Opponents: Mike Dumas, vs. Jacksonville, 12/3/95
 Playoffs: Travis Davis, vs. Jacksonville, 12/27/97

BLOCKED PUNT RETURN FOR A TOUCHDOWN

Broncos: Rob Narine, 22 yards, vs. New England, 11/11/79
 Playoffs: Has never happened
 Opponents: Jimmy Smith, in end zone, vs. Jacksonville, 12/3/95
 Playoffs: Travis Davis, 29 yards, vs. Jacksonville, 12/27/97

BLOCKED FIELD GOAL:

Broncos: Shane Dronett, at Kansas City, 12/17/95
 Playoffs: Has never happened
 Opponents: Junior Seau, at San Diego, 11/30/97
 Playoffs: Has never happened

BLOCKED FIELD GOAL RETURN FOR TOUCHDOWN:

Broncos: Louis Wright, 60 yards, vs. San Diego, 11/17/85
 Playoffs: Has never happened
 Opponents: Cornelius Bennett, 80 yards, at Buffalo, 9/30/90
 Playoffs: Has never happened

MISSED POINT-AFTER-TOUCHDOWN ATTEMPT:

Broncos: Jason Elam, vs. Minnesota, (Blocked by Tim Irwin), 11/14/93
 Playoffs: Jason Elam, vs. Jacksonville, (Blocked by Clyde Simmons), 1/4/97
 Opponents: Jeff Jaeger, vs. L.A. Raiders, (Blocked by Wymon Henderson), 12/2/90
 Playoffs: Has never happened

SAFETY:

Broncos: Reggie Rivers blocked Brian Hansen punt through end zone, at Cleveland, 11/7/93
 Playoffs: Tony Eason sacked in the end zone by Rulon Jones, vs. New England, 1/4/87
 Opponents: Rod Stephens sacked John Elway in end zone, at Seattle, 11/28/93
 Playoffs: Mike Horan runs out of end zone, vs. Cleveland, 1/17/88

1997 BRONCOS HONORS AND AWARDS

SUPER BOWL XXXII MOST VALUABLE PLAYER

(PETE ROZELLE AWARD)
 Terrell Davis

PRO BOWL

Terrell Davis*
 John Elway*
 Tom Nalen
 Shannon Sharpe*
 Neil Smith*
 (*denotes starter)

AFC OFFENSIVE PLAYER OF THE MONTH

September — Terrell Davis
 November — John Elway

AFC OFFENSIVE PLAYER OF THE WEEK

Week 4 (Sept. 21-22) — Terrell Davis
 Week 10 (Nov. 2-3) — John Elway

AFC DEFENSIVE PLAYER OF THE WEEK

Week 6 (Oct. 5-6) — John Mobley

AFC SPECIAL TEAMS PLAYER OF THE WEEK

Week 11 (Nov. 9-10) — Darrien Gordon

NFL OFFENSIVE PLAYER OF THE WEEK

Wild Card Weekend (Dec. 27-28) — Broncos offensive line
 Conference Championship Weekend (Jan. 11) — Terrell Davis

ASSOCIATED PRESS

All-NFL — Terrell Davis, John Mobley, Shannon Sharpe
 Offensive Player of the Year Voting — Terrell Davis (2nd)

SPORTS ILLUSTRATED

All-NFL — Terrell Davis, Darrien Gordon (punt returner), Mark Schlereth

THE SPORTING NEWS

All-NFL — Terrell Davis, Darrien Gordon (PR), John Mobley,
 Shannon Sharpe

USA TODAY

All-NFL — Terrell Davis, Darrien Gordon (PR), Shannon Sharpe

PRO FOOTBALL WEEKLY

All-NFL — Terrell Davis, Darrien Gordon (PR), John Mobley,
 Shannon Sharpe
 All-AFC — Terrell Davis, John Elway, Darrien Gordon (PR), John
 Mobley, Shannon Sharpe

COLLEGE AND PRO FOOTBALL NEWSWEEKLY

All-NFL 1st Team — Terrell Davis, Shannon Sharpe
 All-NFL 2nd Team — John Elway, Darrien Gordon (PR), John
 Mobley, Tom Nalen

FOOTBALL NEWS

AFC Player of the Year — Terrell Davis
 All-NFL — Terrell Davis
 All-AFC — Terrell Davis, John Elway, Darrien Gordon (PR)

FOOTBALL DIGEST

All-NFL 1st Team — Terrell Davis, John Mobley
 All-NFL 2nd Team — Darrien Gordon (PR), Shannon Sharpe

KANSAS CITY 101 CLUB

AFC Offensive Player of the Year — Terrell Davis

TOUCHDOWN CLUB OF COLUMBUS

AFC Player of the Year — Terrell Davis

SAN DIEGO HALL OF CHAMPIONS

Professional Star of the Year — Terrell Davis

COLORADO SPORTS HALL OF FAME

King of the Hill Award — Terrell Davis
 World Champion Award — Denver Broncos

ESPY AWARDS

Team of the Year — Denver Broncos
 Best Performance Under Pressure — Terrell Davis (Super Bowl)
 Game of the Year — Super Bowl XXXII

MILLER LITE/NFL PLAYER OF THE YEAR FINALISTS

Terrell Davis, John Elway

MILLER LITE/NFL PLAYER OF THE WEEK

Week 4 (Sept. 21-22) — Terrell Davis
 Week 6 (Oct. 5-6) — Terrell Davis
 Week 11 (Nov. 9-10) — Darrien Gordon

NFL/TRUE VALUE MAN OF THE YEAR FINALIST

Tyrone Braxton

BY PLAYER:

TYRONE BRAXTON

• True Value/NFL Man of the Year finalist

TERRELL DAVIS

• Super Bowl XXXII Most Valuable (Pete Rozelle Award)
 • Pro Bowl starter
 • Football News AFC Player of the Year
 • First Team All-NFL by the Associated Press, Sports Illustrated, The
 Sporting News, USA Today, Pro Football Weekly, College & Pro
 Football Newsweekly, Football News and Football Digest
 • Second in Associated Press NFL Offensive Player of the Year voting
 • AFC Player of the Year by the Touchdown Club of Columbus
 • AFC Offensive Player of the Year by the Kansas City 101 Club
 • Professional Star of the Year by the San Diego Hall of Champions
 • King of the Hill Award Winner by the Colorado Sports Hall of Fame
 • ESPY Award for Best Performance Under Pressure (Super Bowl)
 • AFC Offensive Player of the Month for September (NFL)
 • AFC Offensive Player of the Week for Week 4 (NFL)
 • NFL Offensive Player of the Week for Cont. Champ. Weekend (NFL)
 • Miller Lite/NFL Player of the Year finalist
 • Miller Lite/NFL Player of the Week for Week 4 and Week 6

JOHN ELWAY

• Pro Bowl starter
 • Second-team All-NFL by College & Pro Football Newsweekly
 • All-AFC by Pro Football Weekly and Football News
 • Miller Lite/NFL Player of the Year finalist
 • AFC Offensive Player of the Month for November (NFL)
 • AFC Offensive Player of the Week for Week 10 (NFL)

DARRIEN GORDON

• All-NFL as a punter returner by Sports Illustrated, The Sporting
 News, USA Today and Pro Football Weekly
 • Second-team All-NFL as a punt returner by Football Digest and
 College & Pro Football Newsweekly
 • All-AFC as a punt returner by Pro Football Weekly and Football News
 • AFC Special Teams Player of the Week for Week 11 (NFL)
 • Miller Lite/NFL Player of the Week for Week 11

BRIAN HABIB

• Offensive line named NFL Offensive Player of the Week (12/27) (NFL)

TONY JONES

• Offensive line named NFL Offensive Player of the Week (12/27) (NFL)

JOHN MOBLEY

• All-NFL by the Associated Press, The Sporting News, Pro Football
 Weekly and Football Digest
 • Second-team All-NFL by College & Pro Football Newsweekly
 • All-AFC by Pro Football Weekly
 • AFC Defensive Player of the Week for Week Six (NFL)

TOM NALAN

• Pro Bowl reserve
 • Second-team All-NFL by College & Pro Football Newsweekly
 • Offensive line named NFL Offensive Player of the Week (12/27) (NFL)

MARK SCHLERETH

• Offensive line named NFL Offensive Player of the Week (12/27) (NFL)
 • All-NFL by Sports Illustrated
 • Halas Award from the Pro Football Writers of America

SHANNON SHARPE

• Pro Bowl Starter
 • All-NFL by the Associated Press, The Sporting News, USA Today,
 Pro Football Weekly and College & Pro Football Newsweekly
 • Second-team All-NFL by Football Digest
 • All-AFC by Pro Football Weekly

NEIL SMITH

• Pro Bowl starter

GARY ZIMMERMAN

• Offensive line named NFL Offensive Player of the Week (12/27)
 (NFL)

1997 INDIVIDUAL GAME-BY-GAME STATISTICS — RUSHING

DAVIS					HEBRON					LOVILLE					GRIFFITH				
Game	Att.	Yds.	LG	TD	Att.	Yds.	LG	TD		Att.	Yds.	LG	TD		Att.	Yds.	LG	TD	
Kansas City	26	101	16	1	3	8	7	0		Special Teams Only					2	13	9	0	
@Seattle	21	107	14	1	0	0	0	0		5	22	9	0		0	0	0	0	
St. Louis	21	103	12	0	5	19	8	0		Special Teams Only					4	13	5	0	
Cincinnati	27	215	50t	1	1	2	2	0		0	0	0	0		0	0	0	0	
@Atlanta	23	79	13t	1	0	0	0	0		0	0	0	0		0	0	0	0	
New England	32	171	34	2	3	22	8	0		0	0	0	0		0	0	0	0	
@Oakland	23	85	19	2	0	0	0	0		0	0	0	0		0	0	0	0	
@Buffalo	42	207	29	1	1	6	6	0		0	0	0	0		0	0	0	0	
Seattle	21	101	19	0	2	12	9	0		0	0	0	0		Inactive (Inj.)				
Carolina	21	104	14	0	9	42	12	0		0	0	0	0		0	0	0	0	
@Kansas City	34	127	16	0	1	0	0	0		0	0	0	0		0	0	0	0	
Oakland	21	69	19t	3	0	0	0	0		6	36	17	0		0	0	0	0	
@San Diego	26	178	24	1	0	0	0	0		0	0	0	0		1	0	0	0	
@Pittsburgh	21	75	8	1	0	0	0	0		0	0	0	0		0	0	0	0	
@San Fran.	10	28	7	1	12	64	46	1		0	0	0	0		1	4	4	0	
San Diego	Inactive (Inj.)				12	47	17	0		14	66	11	1		1	4	4	0	
TOTAL	369	1,750	50t	15	49	222	46	1		25	124	17	1		9	34	9	0	

ELWAY					LEWIS					D. SMITH					R. SMITH				
Game	Att.	Yds.	LG	TD	Att.	Yds.	LG	TD		Att.	Yds.	LG	TD		Att.	Yds.	LG	TD	
Kansas City	4	24	12	0						0	0	0	0		0	0	0	0	
@Seattle	4	14	5	0						0	0	0	0		0	0	0	0	
St. Louis	3	10	10	0	1	-1	-1	0		0	0	0	0		0	0	0	0	
Cincinnati	1	5	5	0						0	0	0	0		0	0	0	0	
@Atlanta	3	21	23	0						1	1	1	0		0	0	0	0	
New England	3	-1	1t	1						0	0	0	0		0	0	0	0	
@Oakland	5	48	16	0						0	0	0	0		1	14	14	0	
@Buffalo	2	14	12	0						1	-2	-2	0		0	0	0	0	
Seattle	7	24	9	0						0	0	0	0		1	3	3	0	
Carolina	8	11	6	0						0	0	0	0		0	0	0	0	
@Kansas City	4	21	9	0	4	3	5	0		0	0	0	0		1	-13	-13	0	
Oakland	3	5	6	0						0	0	0	0		0	0	0	0	
@San Diego	1	-1	-1	0	0	0	0	0		0	0	0	0		1	21	21	0	
@Pittsburgh	2	23	14	0						0	0	0	0		1	-9	-9	0	
@San Fran.	0	0	0	0						0	0	0	0		0	0	0	0	
San Diego	0	0	0	0						2	11	11	0		0	0	0	0	
TOTAL	50	218	23	1	5	2	5	0		4	10	11	0		5	16	21	0	

BRISTER				
Game	Att.	Yds.	LG	TD
Kansas City	Inactive—3rd Quarterback			
@Seattle	Inactive—3rd Quarterback			
St. Louis	Inactive—3rd Quarterback			
Cincinnati	Inactive—3rd Quarterback			
@Atlanta	Inactive—3rd Quarterback			
New England	Inactive—3rd Quarterback			
@Oakland	Inactive—3rd Quarterback			
@Buffalo	Inactive—3rd Quarterback			
Seattle	Inactive—3rd Quarterback			
Carolina	Inactive—3rd Quarterback			
@Kansas City	Inactive—3rd Quarterback			
Oakland	Inactive—3rd Quarterback			
@San Diego	Inactive—3rd Quarterback			
@Pittsburgh	Did Not Play			
@San Fran.	Did Not Play			
San Diego	4	2	2	0
TOTAL	4	2	2	0



1997 INDIVIDUAL GAME-BY-GAME STATISTICS — RECEIVING

McCAFFREY					SHARPE					R. SMITH					GREEN				
Game	Rec.	Yds.	LG	TD	Rec.	Yds.	LG	TD		Rec.	Yds.	LG	TD		Rec.	Yds.	LG	TD	
Kansas City	2	37	20	0	4	41	15	0		5	122	78	0		2	24	13	0	
@Seattle	8	93	21t	2	4	62	26	0		2	9	10	0		1	8	8	0	
St. Louis	1	23	23t	1	2	20	14	0		4	126	72t	2		1	5	5	0	
Cincinnati	4	62	32t	1	1	5	5	0		7	82	26	2		0	0	0	0	
@Atlanta	4	48	16	0	6	119	65t	1		3	28	11	0		3	26	10t	1	
New England	3	26	9	0	1	19	19	0		5	130	47	0		2	14	8	0	
@Oakland	3	61	28t	1	8	94	27	0		5	58	26	0		0	0	0	0	
@Buffalo	1	17	17	0	4	35	12	0		3	35	15	0		0	0	0	0	
Seattle	1	8	8	0	3	85	49	0		5	114	59t	1		2	22	12	1	
Carolina	0	0	0	0	8	174	36	0		4	40	20t	1		0	0	0	0	
@Kansas City	2	16	12	0	3	27	15	1		7	114	43	0		3	58	25	0	
Oakland	4	51	35	0	10	142	27	0		3	41	19	1		0	0	0	0	
@San Diego	7	111	29	2	4	46	23	0		4	40	14	1		0	0	0	0	
@Pittsburgh	Inactive-Injured				1	16	16	0		4	115	41	2		3	54	31	0	
@San Fran.	1	5	5	0	5	60	22	0		5	73	26	0		1	17	17	0	
San Diego	4	32	12	1	8	162	68t	1		4	53	15t	2		1	12	12	0	
TOTAL	45	590	35	8	72	1,107	68t	3		70	1,180	78	12		19	240	31	2	

ANDERSON					CARSWELL					CHAMBERLAIN					JEFFERS				
Game	Rec.	Yds.	LG	TD	Rec.	Yds.	LG	TD		Rec.	Yds.	LG	TD		Rec.	Yds.	LG	TD	
Kansas City	0	0	0	0	0	0	0	0		0	0	0	0		Inactive-Sun.				
@Seattle	0	0	0	0	1	21	21	0		0	0	0	0		Inactive-Sun.				
St. Louis	0	0	0	0	4	47	24t	1		2	18	9	0		Inactive-Sun.				
Cincinnati	Inactive-Sun.				0	0	0	0		0	0	0	0		0	0	0	0	
@Atlanta	Inactive-Sun.				0	0	0	0		Inactive-Sun.					1	5	5	0	
New England	Not With Team				0	0	0	0		Inactive-Mon.					0	0	0	0	
@Oakland	0	0	0	0	0	0	0	0		0	0	0	0		Inactive-Fri.				
@Buffalo	Inactive-Sun.				2	9	9	0		0	0	0	0		0	0	0	0	
Seattle	Inactive-Fri.				1	6	6	0		0	0	0	0		0	0	0	0	
Carolina	Inactive-Fri.				0	0	0	0		0	0	0	0		Inactive-Sun.				
@Kansas City	Inactive-Fri.				1	4	4	0		0	0	0	0		Inactive-Sun.				
Oakland	Not With Team				0	0	0	0		0	0	0	0		0	0	0	0	
@San Diego	Not With Team				1	7	7	0		0	0	0	0		0	0	0	0	
@Pittsburgh	Not With Team				0	0	0	0		0	0	0	0		2	19	10	0	
@San Fran.	Not With Team				1	0	0	0		Inactive-Mon.					0	0	0	0	
San Diego	Not With Team				1	2	2	0		Inactive-Sun.					0	0	0	0	
TOTAL	0	0	0	0	12	96	24t	1		2	18	9	0		3	24	10	0	

DAVIS					GRIFFITH					HEBRON					D. SMITH					
Game	Rec.	Yds.	LG	TD	Rec.	Yds.	LG	TD		Rec.	Yds.	LG	TD		Rec.	Yds.	LG	TD		
Kansas City	3	14	7	0	1	8	8	0		0	0	0	0		0	0	0	0		
@Seattle	0	0	0	0	2	4	3	0		0	0	0	0		0	0	0	0		
St. Louis	1	4	4	0	1	4	4	0		0	0	0	0		0	0	0	0		
Cincinnati	2	13	8	0	0	0	0	0		0	0	0	0		0	0	0	0		
@Atlanta	0	0	0	0	0	0	0	0		0	0	0	0		1	17	17t	1		
New England	2	7	4	0	0	0	0	0		0	0	0	0		0	0	0	0		
@Oakland	7	70	17	0	1	20	20	0		0	0	0	0		1	7	7	0		
@Buffalo	5	29	25	0	Inactive-Injured						0	0	0	0		1	8	8	0	
Seattle	6	17	19	0	1	0	0	0		0	0	0	0		0	0	0	0		
Carolina	1	12	12	0	1	1	1	0		0	0	0	0		0	0	0	0		
@Kansas City	2	13	7	0	0	0	0	0		0	0	0	0		0	0	0	0		
Oakland	4	46	17	0	0	0	0	0		0	0	0	0		0	0	0	0		
@San Diego	4	36	16	0	0	0	0	0		0	0	0	0		0	0	0	0		
@Pittsburgh	3	26	23	0	4	18	8	0		0	0	0	0		0	0	0	0		
@San Fran.	2	0	1	0	0	0	0	0		1	-5	-5	0		0	0	0	0		
San Diego	Inactive-Injured				0	0	0	0		2	41	21	0		1	9	9	0		
TOTAL	42	287	25	0	11	55	20	0		3	36	21	0		4	41	17t	1		

1997 INDIVIDUAL GAME-BY-GAME STATISTICS — PASSING

ELWAY											LEWIS										
Game	Att.	Cmp.	Yds.	Pct.	Yds./Att.	TD	Int	LG	Sack/	Lost	Att.	Cmp.	Yds.	Pct.	Yds./Att.	TD	Int	LG	Sack/	Lost	
Kansas City	28	17	246	60.7	8.79	0	0	78	2/14												
@Seattle	26	18	197	69.2	7.58	2	0	26	2/9												
St. Louis	28	16	247	57.1	8.57	4	1	72	1/14												
Cincinnati	26	14	162	53.8	6.23	3	1	32	2/12												
@Atlanta	33	18	243	54.5	7.36	3	1	65	3/15												
New England	27	13	196	48.1	7.26	0	2	47	1/8												
@Oakland	46	26	309	56.5	6.72	1	0	28	3/15												
@Buffalo	30	16	133	53.3	4.43	0	2	25	5/17												
Seattle	30	19	252	63.3	8.40	2	0	59	1/7												
Carolina	23	14	227	60.9	9.87	1	0	36	3/15												
@Kansas City	31	18	232	58.1	7.48	1	0	43	6/38												
Oakland	32	21	280	65.6	8.75	1	0	35	2/13												
@San Diego	33	20	240	60.6	7.27	3	0	29	0/0												
@Pittsburgh	42	17	248	40.5	5.90	2	1	41	2/17												
@San Fran.	41	16	150	39.0	3.66	0	2	26	1/9												
San Diego	26	17	273	65.4	10.50	4	1	68	0/0												
TOTAL	502	280	3,635	55.8	7.24	27	11	78	34/203												

												</								

BRISTER										
Game	Att.	Cmp.	Yds.	Pct.	Att.	TD	Int.	LG	Sack/	Lost
Kansas City										
@Seattle										
St. Louis										
Cincinnati										
@Atlanta										
New England										
@Oakland										
@Buffalo										
Seattle										
Carolina										
@Kansas City										
Oakland										
@San Diego										
@Pittsburgh										
@San Fran.										
San Diego	9	6	48	66.7	5.33	0	0	15	0/0	
TOTAL	9	6	48	66.7	5.33	0	0	15	0/0	

SCORING

ELAM							DAVIS							McCAFFREY						
Game	TDr	TDp	TDr	FG	PAT	Tot	TDr	TDp	TDr	FG	2pt	Tot	TDr	TDp	TDr	FG	2pt	Tot		
Kansas City	0	0	0	4	1	13	1	0	0	0	0	6	0	0	0	0	0	12		
@ Seattle	0	0	0	2	3	9	1	0	0	0	0	6	0	2	0	0	0	6		
St. Louis	0	0	0	0	5	5	0	0	0	0	0	0	0	1	0	0	0	6		
Cincinnati	0	0	0	1	5	8	1	0	0	0	0	6	0	1	0	0	0	6		
@ Atlanta	0	0	0	0	1	1	1	0	0	0	2	10	0	0	0	0	0	0		
New England	Inactive-Mon. (Inj.)						2	0	0	0	0	12	0	0	0	0	0	0		
@ Oakland	0	0	0	1	2	5	2	0	0	0	1	14	0	1	0	0	0	6		
@ Buffalo	0	0	0	3	2	11	1	0	0	0	0	6	0	0	0	0	0	0		
Seattle	0	0	0	3	3	12	0	0	0	0	0	0	0	0	0	0	0	0		
Carolina	0	0	0	2	4	10	0	0	0	0	0	0	0	0	0	0	0	0		
@ Kansas City	0	0	0	5	1	16	0	0	0	0	0	0	0	0	0	0	0	0		
Oakland	0	0	0	1	4	7	3	0	0	0	0	18	0	0	0	0	0	0		
@ San Diego	0	0	0	1	5	8	1	0	0	0	0	6	0	2	0	0	0	12		
@ Pittsburgh	0	0	0	1	3	6	1	0	0	0	0	6	Inactive-Injured							
@ San Fran.	0	0	0	1	2	5	1	0	0	0	0	6	0	0	0	0	0	0		
San Diego	0	0	0	1	5	8	Inactive-Injured						0	1	0	0	0	6		
TOTAL	0	0	0	26	46	124	15	0	0	0	3	96	0	8	0	0	0	48		

1997 INDIVIDUAL GAME-BY-GAME STATISTICS — SCORING, CONT.

GORDON							SHARPE							R. SMITH						
Game	TDr	TDp	TDr	FG	2pt	Tot	TDr	TDp	TDr	FG	2pt	Tot	TDr	TDp	TDr	FG	2pt	Tot		
Kansas City	0	0	0	0	0	0	0	0	0	0	0	0	0	0	0	0	0	0		
@Seattle	0	0	1	0	0	6	0	0	0	0	1	2	0	0	0	0	0	0		
St. Louis	0	0	1	0	0	6	0	0	0	0	0	0	0	2	0	0	0	12		
Cincinnati	0	0	0	0	0	0	0	0	0	0	0	0	0	2	0	0	0	12		
@Atlanta	0	0	0	0	0	0	0	1	0	0	0	6	0	0	0	0	0	0		
New England	0	0	0	0	0	0	0	0	0	0	0	0	0	0	0	0	0	0		
@Oakland	0	0	0	0	0	0	0	0	0	0	0	0	0	0	0	0	0	0		
@Buffalo	0	0	0	0	0	0	0	0	0	0	0	0	0	0	0	0	0	0		
Seattle	0	0	0	0	0	0	0	0	0	0	0	0	0	1	0	0	0	6		
Carolina	0	0	2	0	0	12	0	0	0	0	0	0	0	1	0	0	0	6		
@Kansas City	0	0	0	0	0	0	0	1	0	0	0	6	0	0	0	0	0	0		
Oakland	0	0	0	0	0	0	0	0	0	0	0	0	0	1	0	0	0	6		
@San Diego	0	0	0	0	0	0	0	0	0	0	0	0	0	1	0	0	0	6		
@Pittsburgh	0	0	0	0	0	0	0	0	0	0	0	0	0	2	0	0	0	12		
@San Fran.	0	0	0	0	0	0	0	0	0	0	0	0	0	0	0	0	0	0		
San Diego	0	0	0	0	0	0	0	1	0	0	0	6	0	2	0	0	0	12		
TOTAL	0	0	4	0	0	24	0	3	0	0	1	20	0	12	0	0	0	72		

	CARSWELL						WILLIAMS						GREEN					
Game	TDr	TDp	TDr	FG	2pt	Tot	TDr	TDp	TDr	FG	2pt	Tot	TDr	TDp	TDr	FG	2pt	Tot
Kansas City	0	0	0	0	0	0	0	0	0	0	0	0	0	0	0	0	0	0
@Seattle	0	0	0	0	0	0	0	0	0	0	0	0	0	0	0	0	0	0
St. Louis	0	1	0	0	0	6	0	0	0	0	0	0	0	0	0	0	0	0
Cincinnati	0	0	0	0	0	0	0	0	1	0	0	6	0	0	0	0	0	0
@Atlanta	0	0	0	0	0	0	0	0	0	0	0	0	0	1	0	0	0	6
New England	0	0	0	0	0	0	0	0	0	0	0	0	0	0	0	0	0	0
@Oakland	0	0	0	0	0	0	0	0	0	0	0	0	0	0	0	0	0	0
@Buffalo	0	0	0	0	0	0	0	0	0	0	0	0	0	0	0	0	0	0
Seattle	0	0	0	0	0	0	0	0	0	0	0	0	0	1	0	0	0	6
Carolina	0	0	0	0	0	0	0	0	0	0	0	0	0	0	0	0	0	0
@Kansas City	0	0	0	0	0	0	0	0	0	0	0	0	0	0	0	0	0	0
Oakland	0	0	0	0	0	0	0	0	0	0	0	0	0	0	0	0	0	0
@San Diego	0	0	0	0	0	0	0	0	0	0	0	0	0	0	0	0	0	0
@Pittsburgh	0	0	0	0	0	0	0	0	0	0	0	0	0	0	0	0	0	0
@San Fran.	0	0	0	0	0	0	0	0	0	0	0	0	0	0	0	0	0	0
San Diego	0	0	0	0	0	0	0	0	0	0	0	0	0	0	0	0	0	0
TOTAL	0	1	0	0	0	6	0	0	1	0	0	6	0	2	0	0	0	12

	D. SMITH						ELWAY						MOBLEY					
Game	TDr	TDp	TDr	FG	2pt	Tot	TDr	TDp	TDr	FG	2pt	Tot	TDr	TDp	TDr	FG	2pt	Tot
Kansas City	0	0	0	0	0	0	0	0	0	0	0	0	0	0	0	0	0	0
@Seattle	0	0	0	0	0	0	0	0	0	0	0	0	0	0	0	0	0	0
St. Louis	0	0	0	0	0	0	0	0	0	0	0	0	0	0	0	0	0	0
Cincinnati	0	0	0	0	0	0	0	0	0	0	0	0	0	0	0	0	0	0
@Atlanta	0	1	0	0	0	6	0	0	0	0	0	0	0	0	0	0	0	0
New England	0	0	0	0	0	0	1	0	0	0	0	6	0	0	1	0	0	6
@Oakland	0	0	0	0	0	0	0	0	0	0	0	0	0	0	0	0	0	0
@Buffalo	0	0	0	0	0	0	0	0	0	0	0	0	0	0	0	0	0	0
Seattle	0	0	0	0	0	0	0	0	0	0	0	0	0	0	0	0	0	0
Carolina	0	0	0	0	0	0	0	0	0	0	0	0	0	0	0	0	0	0
@Kansas City	0	0	0	0	0	0	0	0	0	0	0	0	0	0	0	0	0	0
Oakland	0	0	0	0	0	0	0	0	0	0	0	0	0	0	0	0	0	0
@San Diego	0	0	0	0	0	0	0	0	0	0	0	0	0	0	0	0	0	0
@Pittsburgh	0	0	0	0	0	0	0	0	0	0	0	0	0	0	0	0	0	0
@San Fran.	0	0	0	0	0	0	0	0	0	0	0	0	0	0	0	0	0	0
San Diego	0	0	0	0	0	0	0	0	0	0	0	0	0	0	0	0	0	0
TOTAL	0	1	0	0	0	6	1	0	0	0	0	6	0	0	1	0	0	0

1997 INDIVIDUAL GAME-BY-GAME STATISTICS — RETURNS

KICKOFF RETURNS

Game	HEBRON					LOVILLE					GORDON					R. SMITH				
	No.	Yds.	Avg.	LG	TD	No.	Yds.	Avg.	LG	TD	No.	Yds.	Avg.	LG	TD	No.	Yds.	Avg.	LG	TD
Kansas City	2	85	42.5	46	0	0	0	0.0	0	0	2	43	21.5	25	0	0	0	0.0	0	0
@Seattle	2	81	40.5	46	0	0	0	0.0	0	0	1	5	5.0	5	0	0	0	0.0	0	0
St. Louis	1	26	26.0	26	0	0	0	0.0	0	0	4	109	27.3	94t	1	1	12	12.0	12	0
Cincinnati	4	82	20.5	24	0	0	0	0.0	0	0	0	0	0.0	0	0	0	0	0.0	0	0
@Atlanta	2	52	26.0	26	0	0	0	0.0	0	0	1	0	0.0	0	0	0	0	0.0	0	0
New England	2	59	29.5	30	0	0	0	0.0	0	0	3	20	6.7	13	0	0	0	0.0	0	0
@Oakland	3	66	22.0	35	0	1	7	7.0	7	0	4	31	7.8	14	0	0	0	0.0	0	0
@Buffalo	3	53	17.7	23	0	0	0	0.0	0	0	5	31	6.2	10	0	0	0	0.0	0	0
Seattle	6	114	19.0	31	0	0	0	0.0	0	0	2	18	9.0	10	0	0	0	0.0	0	0
Carolina	1	24	24.0	24	0	0	0	0.0	0	0	5	168	33.6	82t	2	0	0	0.0	0	0
@Kansas City	2	75	37.5	38	0	0	0	0.0	0	0	1	-1	-1.0	-1	0	0	0	0.0	0	0
Oakland	1	33	33.0	33	0	0	0	0.0	0	0	4	31	7.8	22	0	0	0	0.0	0	0
@San Diego	3	64	21.3	25	0	0	0	0.0	0	0	2	24	12.0	17	0	0	0	0.0	0	0
@Pittsburgh	6	114	19.0	23	0	0	0	0.0	0	0	3	24	8.0	10	0	0	0	0.0	0	0
@San Fran.	4	50	12.5	16	0	3	102	34.0	61	0	1	0	0.0	0	0	0	0	0.0	0	0
San Diego	1	31	31.0	31	0	1	27	27.0	27	0	2	40	20.0	30	0	0	0	0.0	0	0
TOTAL	43	1,009	23.5	46	0	5	136	27.2	61	0	40	543	13.6	94t	3	1	12	12.0	12	0

K. Burns returned one kickoff for eight yds. at Seattle (9/7), one for 18 yds. vs. Cincinnati (9/21), one for 11 yds. at Buffalo (10/26), and one for 8 yds. at Kansas City (11/16); D. Smith returned one kickoff for 0 yards at Atlanta (9/28). Byron Chamberlain returned one kickoff for 13 yards at Kansas City (11/16).

SCORE BY PERIOD

Game	BRONCOS					OPPONENT					Final	Record
	1	2	3	4	OT	1	2	3	4	OT		
Kansas City	3	6	0	10	—	0	0	3	0	—	19-3	1-0
@Seattle	10	3	15	7	—	0	14	0	0	—	35-14	2-0
St. Louis	7	7	7	14	—	7	0	0	7	—	35-14	3-0
Cincinnati	0	14	7	17	—	7	0	10	3	—	38-20	4-0
@Atlanta	15	8	6	0	—	0	7	7	7	—	29-21	5-0
New England	14	0	17	3	—	0	13	0	0	—	34-13	6-0
@Oakland	7	3	7	8	—	7	7	7	7	—	25-28	6-1
@Buffalo	0	10	10	0	3	0	0	0	20	0	23-20 OT	7-1
Seattle	3	10	14	3	—	3	7	10	7	—	30-27	8-1
Carolina	14	3	10	7	—	0	0	0	0	—	34-0	9-1
@Kansas City	3	10	3	6	—	0	14	7	3	—	22-24	9-2
Oakland	0	14	17	0	—	0	3	0	0	—	31-3	10-2
@San Diego	7	21	7	3	—	0	7	7	14	—	38-28	11-2
@Pittsburgh	14	7	3	0	—	7	14	7	7	—	24-35	11-3
@San Fran.	10	0	7	0	—	0	14	10	10	—	17-34	11-4
San Diego	0	24	7	7	—	3	0	0	0	—	38-3	12-4
Total	107	140	137	85	3	34	100	68	85	0	472-287	12-4

FIELD GOALS / PUNTING

Game	ELAM							ROUEN					
	1-19	20-29	30-39	40-49	50-59	60+	Total	No.	Yds.	Avg.	TB	In20	LG
Kansas City	0/0	1/1	2/2	0/0	1/1	0/0	4/4	2	66	33.0	1	0	34
@Seattle	0/0	0/0	1/1	0/0	1/1	0/0	2/2	3	107	35.7	0	2	44
St. Louis	0/0	0/0	0/0	0/1	0/0	0/0	0/1	4	189	47.3	0	1	52
Cincinnati	0/0	1/1	0/0	0/0	0/0	0/0	1/1	2	74	37.0	0	1	40
@Atlanta	0/0	0/0	0/0	0/0	0/0	0/0	0/0	6	277	46.2	0	2	54
New England	Inactive-Mon. (Inj.)							3	151	50.3	0	2	56
@Oakland	0/0	0/0	0/0	1/3	0/0	0/0	1/3	5	215	43.0	0	2	53
@Buffalo	0/0	2/2	1/2	0/0	0/0	0/0	3/4	8	316	39.5	1	2	49
Seattle	0/0	2/2	0/0	1/1	0/0	0/0	3/3	4	187	46.8	1	0	48
Carolina	0/0	1/1	0/0	0/1	1/1	0/0	2/3	3	110	36.7	0	2	45
@Kansas City	0/0	2/2	3/3	0/0	0/1	0/0	5/6	4	168	42.0	0	1	48
Oakland	0/0	0/0	1/1	0/0	0/0	0/0	1/1	5	214	42.8	0	3	55
@San Diego	0/0	0/0	1/2	0/0	0/0	0/0	1/2	1	50	50.0	0	0	50
@Pittsburgh	0/0	0/0	1/1	0/0	0/1	0/0	1/2	4	174	43.5	1	0	57
@San Fran.	0/0	0/1	0/0	1/2	0/0	0/0	1/3	4	194	48.5	0	3	54
San Diego	0/0	1/1	0/0	0/0	0/0	0/0	1/1	2	106	53.0	0	1	56
TOTAL	0/0	10/11	10/12	3/6	3/5	0/0	26/36	60	2,598	43.3	4	22	57

Scott Bentley was 1/1 from 20-29, 1/1 from 30-39 and 0/1 from 40-49 for 2/3 total vs. New England (10/6)

1997 INDIVIDUAL GAME-BY-GAME STATISTICS — DEFENSE

Game	ALDRIDGE					ATWATER					BRAXTON					BURNS				
	UT	A	TT	S-Yds	I-Yds	UT	A	TT	S-Yds	I-Yds	UT	A	TT	S-Yds	I-Yds	UT	A	TT	S-Yds	I-Yds
K. City	-	1	1	-	-	6	2	8	-	-	4	1	5	-	1-43	-	-	-	-	-
@Seattle	7	1	8	-	-	3	2	5	-	-	8	2	10t	-	-	-	-	-	-	-
St. Louis	3	2	5	-	-	1	0	1	-	-	4	1	5	-	-	-	-	-	-	-
Cincinnati	5	3	8	-	-	Inactive—Sun. (Injured)					4	3	7	-	-	-	-	-	-	-
@Atlanta	2	3	5	-	-	2	1	3	-	-	6	0	6	-	-	0	1	1	-	-
New Eng.	5	0	5	-	-	5	1	6	-	-	5	0	5	-	-	-	-	-	-	-
@Oakland	5	1	6	-	-	6	1	7	-	-	3	0	3	-	-	-	-	-	-	-
@Buffalo	-	-	-	-	-	2	2	4	-	-	3	3	8	-	1-23	-	-	-	-	-
Seattle	1	1	2	-	-	7	1	8	-	-	5	1	6	0.5-0.5	-	-	-	-	-	-
Carolina	6	2	8	-	-	6	1	7	-	-	3	1	4	-	1-27t	-	-	-	-	-
@K.C.	4	3	7	-	-	6	4	10	-	-	1	1	2	-	-	-	-	-	-	-
Oakland	3	0	3	-	-	3	1	4	1-18	-	7	0	7	-	-	-	-	-	-	-
@S. Diego	1	3	4	-	-	3	4	7	-	1-22t	4	0	4	-	1-20	2	0	2	-	-
@Pittsburgh	5	2	7	-	-	6	2	8	-	-	6	2	8	-	-	-	-	-	-	-
@San Fran.	5	3	8	-	-	3	0	3	-	-	5	1	6	-	-	-	-	-	-	-
San Diego	3	0	3	-	-	2	0	2	-	1-20	4	0	4	-	-	-	-	-	-	-
Total	55	25	80	0-0	0-0	61	22	83	1-18	2-42	74	16	90	0.5-0.5	4-113	2	1	3	0-0	0-0

	CADREZ					CROCKETT					DODGE					GORDON				
Game	UT	A	TT	S-Yds	I-Yds	UT	A	TT	S-Yds	I-Yds	UT	A	TT	S-Yds	I-Yds	UT	A	TT	S-Yds	I-Yds
K. City	-	-	-	-	-	4	1	5	-	-						4	1	5	1-0	
@Seattle	-	-	-	-	-	4	3	7	-	-						6	1	7	-	1-32t
St. Louis	-	-	-	-	-	3	0	3	-	1-4	1	0	1	-	-	3	1	4	-	-
Cincinnati	-	-	-	-	-	5	1	6	-	-	4	1	5	-	-	4	2	6	-	-
@Atlanta	0	1	1	-	-	5	0	5	-	-						3	1	4	1-2	1-20
New Eng.	-	-	-	-	-	1	1	2	-	-						3	1	4	-	-
@Oakland	2	0	2	-	-	6	0	6	-	-	-	-	-	-	-	2	0	2	-	-
@Buffalo	2	0	2	-	-	5	1	6	-	1-10						4	0	4	-	-
Seattle	-	-	-	-	-	7	2	9	-	-						5	0	5	-	-
Carolina	-	-	-	-	-	3	1	4	-	2-4						-	-	-	-	-
@K.C.	1	0	1	-	-	1	1	2	-	-	1	0	1	-	-	3	3	6	-	1-12
Oakland	-	-	-	-	-	4	0	4	-	-						2	1	3	-	-
@S. Diego	1	0	1	-	-	6	1	7	-	-	-	-	-	-	-	4	1	5	-	-
@Pittsburgh	-	-	-	-	-	7	2	9	-	-						3	0	3	-	1-0
@San Fran.	-	-	-	-	-	6	0	6	-	-						2	0	2	-	-
San Diego	1	0	1	-	-	2	0	2	-	-						2	0	2	-	-
Total	7	1	8	0-0	0-0	69	14	83	0-0	4-18	6	1	7	0-0	0-0	50	12	62	2-2	4-64

1997 INDIVIDUAL GAME-BY-GAME STATISTICS — DEFENSE

Game	LODISH					McKYER					MOBLEY					PERRY				
	UT	A	TT	S-Yds	I-Yds	UT	A	TT	S-Yds	I-Yds	UT	A	TT	S-Yds	I-Yds	UT	A	TT	S-Yds	I-Yds
K. City	-	-	-	-	-	-	-	-	-	-	-	-	-	-	-	-	-	-	-	-
@Seattle	-	-	-	-	-	1	0	1	-	-	3	2	5	-	-	1	1	2	-	-
St. Louis	0	1	1	0.5-4.5	-	1	1	2	-	1-0	5	2	7	1-4	-	3	0	3	-	-
Cincinnati	1	0	1	-	-	1	2	3	-	-	11	4	15	1-3	-	-	-	-	-	-
@Atlanta	-	-	-	-	-	1	0	1	-	-	6	3	9	-	-	2	0	2	-	-
New Eng.	2	0	2	-	-	1	0	1	-	-	12	3	15	-	1-13t	-	-	-	-	-
@Oakland	1	0	1	-	-	-	-	-	-	-	6	4	10	-	-	2	0	2	-	-
@Buffalo	1	0	1	-	-	3	1	4	-	-	7	2	9	-	-	-	-	-	-	-
Seattle	1	0	1	-	-	1	0	1	-	-	11	2	13	-	-	Inactive-Fri.	-	-	-	-
Carolina	1	2	3	0.5-3	-	-	-	-	-	-	3	4	7	1-12	-	Inactive-Fri.	-	-	-	-
@K.C.	-	-	-	-	-	-	-	-	-	-	8	2	10	-	-	Inactive-Fri.	-	-	-	-
Oakland	1	0	1	-	-	-	-	-	-	-	8	2	10	1-4	-	Inactive-Fri.	-	-	-	-
@S. Diego	-	-	-	-	-	-	-	-	-	-	6	3	9	-	-	Inactive-Fri.	-	-	-	-
@Pittsburgh	1	2	3	-	-	3	0	3	1-13	-	5	7	12	-	-	Inactive-Fri.	-	-	-	-
@San Fran.	-	-	-	-	-	-	-	-	-	-	8	2	10	-	-	Inactive-Fri.	-	-	-	-
San Diego	-	-	-	-	-	0	1	1	-	-	8	4	12	-	-	Not With Team	-	-	-	-
Total	9	5	14	1-7.5	0-0	12	5	17	1-13	1-0	113	49	162	4-23	1-13	9	2	11	0-0	0-0

Game	PRYCE					RICHIE					ROMANOWSKI					SMITH, N.				
	UT	A	TT	S-Yds	I-Yds	UT	A	TT	S-Yds	I-Yds	UT	A	TT	S-Yds	I-Yds	UT	A	TT	S-Yds	I-Yds
K. City	-	-	-	-	-	-	-	-	-	-	4	2	6	-	-	1	0	1	-	-
@Seattle	-	-	-	-	-	-	-	-	-	-	6	3	9	-	-	4	0	4	1-2	-
St. Louis	-	-	-	-	-	-	-	-	-	-	5	7	12	-	-	4	1	5	2-8	-
Cincinnati	-	-	-	-	-	-	-	-	-	-	8	1	9	1-8	-	2	0	2	1-11	-
@Atlanta	-	-	-	-	-	-	-	-	-	-	2	3	5	1-10	-	1	0	1	-	-
New Eng.	-	-	-	-	-	-	-	-	-	-	1	3	4	-	-	5	1	6	-	-
@Oakland	-	-	-	-	-	-	-	-	-	-	2	3	5	-	1-7	0	1	1	5-2.5	-
@Buffalo	-	-	-	-	-	-	-	-	-	-	12	3	15	-	-	3	1	4	2-12	-
Seattle	1	1	2	0.5-0.5	-	-	-	-	-	-	8	2	10	-	-	Inactive-Fri.	-	-	-	-
Carolina	2	1	3	0.5-3	-	2	1	3	0.5-2	-	2	2	4	-	-	Inactive-Fri.	-	-	-	-
@K.C.	1	1	2	-	-	-	-	-	-	-	1	2	3	-	-	3	1	4	-	-
Oakland	5	2	7	-	-	-	-	-	-	-	6	0	6	-	-	3	1	4	1-4	-
@S. Diego	3	0	3	-	-	-	-	-	-	-	7	2	9	-	-	3	1	4	1-0	-
@Pittsburgh	1	1	2	-	-	-	-	-	-	-	2	0	2	-	-	5	0	5	-	-
@San Fran.	5	2	7	-	-	-	-	-	-	-	9	6	9	-	-	1	0	1	-	-
San Diego	2	0	2	1-6	-	-	-	-	-	-	2	1	3	-	-	3	1	4	-	-
Total	20	8	28	2-9.5	0-0	2	1	3	0.5-2	-	77	40	117	2-18	1-7	38	8	46	8.5-39.5	0-0

Game	TANUVASA					TRAYLOR					VELAND					WILLIAMS				
	UT	A	TT	S-Yds	I-Yds	UT	A	TT	S-Yds	I-Yds	UT	A	TT	S-Yds	I-Yds	UT	A	TT	S-Yds	I-Yds
K. City	4	0	4	2-7	-	1	2	3	-	-	-	-	-	-	-	1	1	2	-	-
@Seattle	-	-	-	-	-	4	2	6	-	-	Inactive (Fri.)	-	-	-	-	5	1	6	-	-
St. Louis	1	0	1	-	-	4	0	4	1-12	-	Inactive (Fri.)	-	-	-	-	2	2	4	-	-
Cincinnati	1	0	1	1-4	-	1	0	1	-	-	Inactive (Fri.)	-	-	-	-	1	0	1	-	-
@Atlanta	-	-	-	-	-	4	2	6	-	-	Special Teams Only	-	-	-	-	2	0	2	2-14	-
New Eng.	3	0	3	3-23	-	2	2	4	-	-	Special Teams Only	-	-	-	-	1	0	1	-	-
@Oakland	0	1	1	5-2.5	-	2	0	2	-	-	Special Teams Only	-	-	-	-	4	2	6	1-10	-
@Buffalo	-	-	-	-	-	2	0	2	1-6	1-62t	Inactive (Fri.)	-	-	-	-	5	0	5	1-20	-
Seattle	2	0	2	-	-	1	1	2	-	-	Special Teams Only	-	-	-	-	1	0	1	-	-
Carolina	3	0	3	1-6	-	4	0	4	-	-	Special Teams Only	-	-	-	-	2	0	2	0.5-2	-
@K.C.	6	0	6	1-2	-	4	1	5	-	-	Special Teams Only	-	-	-	-	3	1	4	-	-
Oakland	-	-	-	-	-	1	0	1	-	-	-	-	-	-	-	4	0	4	1-9	-
@S. Diego	-	-	-	-	-	2	1	3	-	-	-	-	-	-	-	2	1	3	-	-
@Pittsburgh	-	-	-	-	-	3	0	3	-	-	-	-	-	-	-	3	0	3	-	-
@San Fran.	-	-	-	-	-	2	0	2	-	-	-	-	-	-	-	2	0	2	2-11	-
San Diego	-	-	-	-	-	2	1	3	-	-	1	0	1	-	-	1	1	2	1-8	-
Total	20	1	21	8.5-44.5	0-0	39	12	51	2-20	0-0	1	0	1	0-0	0-0	39	9	48	8.5-74	0-0

1997 GAME RECAPS




Defensive End Neil Smith

1997 GAME SUMMARIES — WEEK-BY-WEEK

1

DENVER 19, KANSAS CITY 3

Aug. 31, 1997 • Mile High Stadium • Denver



Weather: Partly Cloudy, 82°, Wind S 10 mph • Attendance: 75,600 • Time: 2:55

The Broncos kicked off the 1997 regular season with a 19-3 victory over the Kansas City Chiefs at Mile High Stadium in front of 75,600. The win left Denver all alone in first place after the first week of the regular season for the first time since 1973.

After settling for three field goals from Jason Elam to supply all of their points through the first three quarters, the Broncos finally scored their first touchdown of the 1997 season in the fourth quarter on a 10-yard run by Terrell Davis, who rushed for 101 yards on 26 carries. It was Davis's 11th 100-yard rushing performance of his career.

The third of Elam's four field goals was set up by John Elway's 78-yard connection with wide receiver Rod Smith, the third longest non-scoring pass play in franchise history and the longest reception of Smith's career. The Broncos went to the locker room with a 9-0 lead, holding the Chiefs to 72 total yards in the first half.

In the third quarter, the Broncos defense put up a goal-line stand that kept the Broncos up by a touchdown, and then the offense finally clicked. Vaughn Hebronn returned the Chiefs ensuing kickoff 46 yards to the Kansas City 49-yard line, setting up a 6-play, 49-yard touchdown drive, capped by Terrell Davis's 10-yard touchdown scamper. Davis ended up with 101 yards on 26 carries on the day, Elam closed out the scoring with a 53-yard field, tied for the seventh longest kick in team history.

Smith's five receptions and 122 receiving yards were both career highs. Elway completed 17 of 28 passes for 246 yards and also rushed for 24 yards on the day. Tight end Shannon Sharpe recorded his 397th career reception to move into third place in franchise history, passing Riley Odoms, and also became the franchise's all-time leader in receptions among tight ends. Denver's defense held the Chiefs to 241 total yards and added three sacks and one interception.

OFFICIALS

Referee — Ed Hochuli (85); Umpire — Jim Daopoulos (75); Head Linesman — George Hayward (54); Line Judge — Bill Spyskna (12); Back Judge — Peter Morelli (135); Side Judge — Nate Jones (97); Field Judge — Ron Spiller (119)

STARTING LINEUPS

Kansas City Chiefs

Offense	Defense
SE 89 A. Rison	LT 99 V. Booker
LT 69 J. Criswell	RT 75 J. Phillips
LG 79 D. Szott	RE 93 J. Browning
C 61 T. Grunhard	LLB 77 P. McDaniels
RG 68 W. Shields	ILB 90 T. Wooden
RT 74 T. Jenkins	MLB 59 D. Edwards
TE 48 T. Popson	RLB 50 A. Davis
FL 80 L. Dawson	LCB 34 D. Carter
QB 11 E. Grbac	RCB 40 J. Hasty
FB 38 K. Anders	SS 25 R. Tongue
HB 27 G. Hill	FS 21 J. Woods

Denver Broncos

Offense	Defense
WR 80 R. Smith	LE 90 N. Smith
LT 77 T. Jones	LT 94 K. Traylor
LG 69 M. Schlereth	RT 95 M. Perry
C 66 T. Nalen	RE 91 A. Williams
RG 75 B. Habib	WLB 51 J. Mobley
RT 70 J. Brown	MLB 57 A. Aldridge
TE 84 S. Sharpe	SLB 53 B. Romanowski
WR 87 E. McCaffrey	LCB 39 R. Crockett
QB 7 J. Elway	RCB 23 D. Gordon
HB 30 T. Davis	FS 27 S. Atwater
FB 29 H. Griffith	SS 34 T. Braxton

DENVER SUBSTITUTIONS: K 1 J. Elam, P 16 T. Rouen, CB 21 R. Hilliard, RB 22 V. Hebronn, CB 25 D. Johnson, CB 26 T. McKyer, RB 31 D. Loville, S 33 D. Dodge, RB 37 A. Lynn, FB 42 D. Smith, LB 56 K. Burns, LB 58 S. Russ, LB 59 G. Cadrez, G 63 D. Diaz-Infante, T 74 H. Swayne, WR 83 W. Anderson, WR 85 W. Green, TE 86 B. Chamberlain, TE 89 D. Carswell, DE 96 H. Hasselbach, DT 97 M. Lodish, DT 98 M. Tanuvasa. **DID NOT PLAY:** QB 8 J. Lewis. **INACTIVE:** QB 6 B. Brister, S 32 T. Veland, C/G 62 D. Nell, DE 72 E. Jones, OL 73 S. Adams, WR 81 P. Jeffers, DT 93 T. Pryce, DT 99 D. Richie.

FIELD GOALS (made () & missed)

P. Stoyanovich (20)	J. Elam (28) (36) (25) (53)	OT	TOTAL
VISITOR Kansas City Chiefs	0 0 3 0	—	3
HOME Denver Broncos	3 6 0 10	—	19

Team	Qtr	Clock Time	SCORING PLAY	SCORE Visitor	Home
BRONCOS	1	4:30	J. Elam 35 yd. Field Goal (14-48, 6:12)	0	3
BRONCOS	2	6:09	J. Elam 36 yd. Field Goal (16-77, 8:38)	0	6
BRONCOS	2	0:13	J. Elam 25 yd. Field Goal (6-83, 1:39)	0	9
CHIEFS	3	1:24	P. Stoyanovich 20 yd. Field Goal (11-77, 6:04)	3	9
BRONCOS	4	12:55	T. Davis 10 yd. run (J. Elam, kick) (6-49, 3:29)	3	16
BRONCOS	4	3:44	J. Elam 53 yd. Field Goal (10-55, 5:31)	3	19

FINAL BRONCOS DEFENSIVE STATISTICS

(Based on coaches' film review)

Player	UT	A	TT	PD	FR	FF	S-Yds	I-Yds	Player	UT	A	TT	PD	FR	FF	S-Yds	I-Yds
J. Mobley	6	3	9	0	0	0	0-0	0-0	M. Perry	1	1	2	0	0	0	0-0	0-0
S. Atwater	6	2	8	0	0	0	0-0	0-0	A. Williams	1	1	2	0	0	0	0-0	0-0
B. Romanowski	4	2	6	0	0	0	0-0	0-0	N. Smith	1	0	1	0	0	0	0-0	0-0
T. Braxton	4	1	5	1	0	0	0-0	1-43	A. Aldridge	0	1	1	0	0	0	0-0	0-0
R. Crockett	4	1	5	2	0	0	0-0	0-0	T. McKyer	0	0	0	1	0	0	0-0	0-0
D. Gordon	4	1	5	2	0	0	0-0	0-0	Team Totals	37	16	53	6	0	0	2-7	1-43
M. Tanuvasa	4	0	4	0	0	0	2-7	0-0									
K. Traylor	1	2	3	0	0	0	0-0	0-0									
H. Hasselbach	1	1	2	0	0	0	0-0	0-0									

FINAL INDIVIDUAL STATISTICS

Kansas City Chiefs										Denver Broncos									
RUSHING	ATT	YDS	AVG	LG	TD	RUSHING	ATT	YDS	AVG	LG	TD	PASSING	ATT	CMP	YDS	TKD/YD	TD	LG	IN
G. Hill	7	92	13.1	38	0	T. Davis	26	101	3.9	16	1	J. Elway	28	17	246	2/14	0	78	0
K. Anders	6	27	4.5	11	0	J. Elway	4	24	6.0	12	0	T. Davis	28	17	246	2/14	0	78	0
E. Grbac	3	16	5.3	10	0	H. Griffith	2	13	6.5	9	0	Total	28	17	246	2/14	0	78	0
M. Allen	3	-2	-0.7	3	0	V. Hebronn	3	8	2.7	7	0								
Total	19	133	7.0	38	0	Total	35	146	4.2	16	1								
PASSING	ATT	CMP	YDS	TKD/YD	TD	LG	IN	PASSING	ATT	CMP	YDS	TKD/YD	TD	LG	IN				
E. Grbac	25	14	115	3/7	0	22	1	J. Elway	28	17	246	2/14	0	78	0				
Total	25	14	115	3/7	0	22	1	Total	28	17	246	2/14	0	78	0				
PASS RECEIVING	NO	YDS	LG	TD	PASS RECEIVING	NO	YDS	LG	TD										
K. Anders	7	29	9	0	R. Smith	5	122	78	0										
L. Dawson	2	30	16	0	S. Sharpe	4	41	15	0										
A. Rison	2	20	14	0	T. Davis	3	14	7	0										
T. Popson	2	14	9	0	E. McCaffrey	2	37	20	0										
T. Gonzalez	1	22	22	0	W. Green	2	24	13	0										
					H. Griffith	1	8	8	0										
Total	14	115	22	0	Total	17	246	78	0										
INTERCEPTIONS	NO	YDS	LG	TD	INTERCEPTIONS	NO	YDS	LG	TD										
					T. Braxton	1	43	43	0										
Total	0	0	0	0	Total	1	43	43	0										
PUNTING	NO	YDS	AVG	TB	IN20	LG	PUNTING	NO	YDS	AVG	TB	IN20	LG						
L. Aguiar	5	214	42.8	0	3	56	T. Rouen	2	66	33.0	1	0	34						
Total	5	214	42.8	0	3	56	Total	2	66	33.0	1	0	34						
PUNT RETURNS (DOWNED)	NO	FC	YDS	LG	TD	PUNT RETURNS (DOWNED)	NO	FC	YDS	LG	TD								
	1	0	0	0	0	D. Gordon	2	2	43	25	0								
Returns	1	0	0	0	0	(DOWNED)	1	0	0	0	0								
						Returns	2	43	25	0									
KICKOFF RETURNS	NO	FC	YDS	LG	TD	KICKOFF RETURNS	NO	FC	YDS	LG	TD								
T. Vanover	4	0	112	34	0	V. Hebronn	2	0	85	46	0								
(TOUCHBACK)	2	0	0	0	0														
Returns	4	112	34	0	0	Returns	2	85	46	0									
Kansas City Chiefs	Own	Opp.	Out	Denver Broncos	Own	Opp.	Out												
FUMBLES	Fum	Rec.	Yds	TD	FF	Rec.	Yds	TD	Bnds	Fum	Rec.	Yds	TD	FF	Rec.	Yds	TD	Bnds	
D. Edwards	0	0	0	0	1	0	0	0	0	J. Elway	1	0	0	0	0	0	0	1	
Total	0	0	0	0	1	0	0	0	0	Total	1	0	0	0	0	0	0	1	

FINAL TEAM STATISTICS

VISITOR CHIEFS	HOME BRONCOS
TOTAL FIRST DOWNS	12 20
By Rushing	6 10
By Passing	6 9
By Penalty	0 1
THIRD DOWN EFFICIENCY	3-10-30% 5-12-42%
FOURTH DOWN EFFICIENCY	0-0-0% 0-0-0%
TOTAL NET YARDS	241 378
Total Offensive Plays (inc. times thrown passing)	47 65
Average gain per offensive play	5.1 5.8
NET YARDS RUSHING	133 146
Total Rushing Plays	19 35
Average gain per rushing play	7.0 4.2
NET YARDS PASSING	108 232
Times thrown — yards lost attempting to pass	3-7 2-14
Gross yards passing	115 246
PASS ATTEMPTS-COMPLETIONS-HAD INTERCEPTED	25-14-1 28-17-0
Average gain per pass play (inc. # thrown passing)	3.9 7.7
KICKOFFS Number-In End Zone-Touchbacks	2-0-0 6-6-2
PUNTS Number and Average	5-42.8 2-33
Had Blocked	0 0
FGs — PATs Had Blocked	0-0 0-0
TOTAL RETURN YARDAGE (Not Including Kickoffs)	0 86
No. and Yards Punt Returns	0-0 2-43
No. and Yards Kickoff Returns	4-112 2-85
No. and Yards Interception Returns	0-0 1-43
PENALTIES Number and Yards	9-50 8-69
FUMBLES Number and Lost	0-0 1-0
TOUCHDOWNS	0 1
Rushing	0 1
Passing	0 0
EXTRA POINTS Made-Attempts	0-0 1-1
Kicking Made-Attempts	0-0 1-1
FIELD GOALS Made-Attempts	1-1 4-4
SAFETIES	0 0
FINAL SCORE	3 19
TIME OF POSSESSION	23:44 36:16

DENVER 35, SEATTLE 14

Sept. 7, 1997 • Kingdome • Seattle, Wash.

Weather: Indoors • Attendance: 55,859 • Time: 2:49

The Broncos improved to 2-0 on the season with a 35-14 victory against the Seattle Seahawks (their largest margin of victory ever at the Kingdome) in front of 55,859. The Broncos' win enabled them to start the season 2-0 for the second consecutive season, the first time they have done that since 1992-93.

Denver got off to a quick start, scoring 10 points on their first two drives, including a 14-yard touchdown connection from John Elway to Ed McCaffrey. The Seahawks, however, battled back to take a 14-10 lead in the second quarter on a Warren Moon touchdown pass and a 26-yard fumble return for a score by former Colorado linebacker Chad Brown. In the third quarter, the Broncos defense took over the game, holding Seattle to 131 total yards in the second half and actually outscoring the Seahawks offense 6-0, thanks to a 32-yard interception return for a touchdown by Darrien Gordon.

Denver had already taken a 21-14 lead on Jason Elam's second field goal of the game to end the first half, coupled with McCaffrey's second touchdown catch of the game, this one a 21-yarder. McCaffrey ended the day with team highs in receptions (8), yards (93) and touchdowns (2). The Broncos put the game away in the fourth stanza with a 5-play, 62-yard drive that ended with a 1-yard scoring run by Terrell Davis, the 22nd of his career, to tie him with Jon Keyworth for fifth place on the franchise's all-time list for rushing touchdowns.

Elam moved past the 500-point mark for his career, the third Bronco to ever reach that milestone, an Elway, who threw for 197 yards on 18-of-26 passing, supplanted Tobin Rote for fourth place all-time in rushing yards by a quarterback, Shannon Sharpe, who caught four passes for 62 yards on the day, moved past the 400-reception mark for his career as well.

OFFICIALS

Referee — Phil Luckett (59); Umpire — Ron Botchan (110); Head Linesman — Gary Slaughter (30); Line Judge — Tom Barnes (55); Back Judge — Tony Corrente (99); Side Judge — Doug Toola (4); Field Judge — Don Dorkowski (113)

STARTING LINEUPS

Denver Broncos				Seattle Seahawks			
Offense		Defense		Offense		Defense	
WR 80 R. Smith	LE 90 N. Smith	WR 84 J. Galloway	LE 70 M. Sinclair	WR 84 J. Galloway	LE 70 M. Sinclair	WR 84 J. Galloway	LE 70 M. Sinclair
LT 77 T. Jones	LT 94 K. Traylor	LT 71 W. Jones	LT 98 S. Adams	LT 71 W. Jones	LT 98 S. Adams	LT 71 W. Jones	LT 98 S. Adams
LG 69 M. Schlereth	RT 95 M. Perry	LG 66 P. Kendall	RT 96 C. Kennedy	LG 66 P. Kendall	RT 96 C. Kennedy	LG 66 P. Kendall	RT 96 C. Kennedy
C 66 T. Nalen	RE 91 A. Williams	C 52 K. Mawae	RE 93 P. Daniels	C 52 K. Mawae	RE 93 P. Daniels	C 52 K. Mawae	RE 93 P. Daniels
RG 75 B. Habib	WLB 51 J. Mobley	RG 77 D. Graham	LLB 55 W. Moss	RG 77 D. Graham	LLB 55 W. Moss	RG 77 D. Graham	LLB 55 W. Moss
RT 70 J. Brown	MLB 57 A. Aldridge	RT 75 H. Ballard	MLB 95 D. Wells	RT 75 H. Ballard	MLB 95 D. Wells	RT 75 H. Ballard	MLB 95 D. Wells
TE 84 S. Sharpe	SLB 53 B. Romanowski	TE 86 C. Fauria	RLB 94 C. Brown	TE 86 C. Fauria	RLB 94 C. Brown	TE 86 C. Fauria	RLB 94 C. Brown
WR 87 E. McCaffrey	LCB 39 R. Crockett	WR 85 M. Pritchard	LCB 24 S. Springs	WR 85 M. Pritchard	LCB 24 S. Springs	WR 85 M. Pritchard	LCB 24 S. Springs
QB 7 J. Elway	RCB 23 D. Gordon	QB 1 W. Moon	RCB 27 W. Williams	QB 1 W. Moon	RCB 27 W. Williams	QB 1 W. Moon	RCB 27 W. Williams
HB 30 T. Davis	FS 27 S. Atwater	RB 42 C. Warren	SS 36 B. Blades	RB 42 C. Warren	SS 36 B. Blades	RB 42 C. Warren	SS 36 B. Blades
FB 29 H. Griffith	SS 34 T. Braxton	FB 38 M. Strong	FS 33 D. Williams	FB 38 M. Strong	FS 33 D. Williams	FB 38 M. Strong	FS 33 D. Williams

DENVER SUBSTITUTIONS: K 1 J. Elam, P 16 T. Rouen, CB 21 R. Hilliard, RB 22 V. Hebron, CB 25 D. Johnson, CB 26 T. McKyer, RB 31 D. Loville, S 33 D. Dodge, RB 37 A. Lynn, FB 42 D. Smith, LB 56 K. Burns, LB 58 S. Russ, LB 59 G. Cadrez, G 63 D. Diaz-Infante, T 74 H. Swayne, WR 83 W. Anderson, WR 85 W. Green, TE 86 B. Chamberlain, TE 89 D. Carswell, DE 96 H. Hasselbach, DT 97 M. Lodish, DT 98 M. Tanuvasa. **DID NOT PLAY:** QB 8 J. Lewis. **INACTIVE:** QB 6 B. Brister, S 32 T. Veland, C/G 62 D. Neil, DE 72 E. Jones, OL 73 S. Adams, WR 81 P. Jeffers, DT 93 T. Pryce, DT 99 D. Richie.

FIELD GOALS (made () & missed)

J. Elam	(38)	(51)	1	2	3	4	OT	TOTAL
VISITOR	Denver Broncos		10	3	15	7	—	35
HOME	Seattle Seahawks		0	14	0	0	—	14

Team	Qtr	Clock Time	SCORING PLAY	SCORE
				Visitor Home
BRONCOS	1	10:37	J. Elam 38 yd. Field Goal (8-32, 4:23)	3 0
BRONCOS	1	4:22	E. McCaffrey 14 yd. pass from J. Elway (J. Elam, kick) (9-71, 4:12)	10 0
SEAHAWKS	2	1:11	C. Crumpler 12 yd. pass from W. Moon (T. Peterson, kick) (12-79, 6:29)	10 7
SEAHAWKS	2	0:55	C. Brown 26 yd. fumble return (T. Peterson, kick)	10 14
BRONCOS	2	0:02	J. Elam 51 yd. Field Goal (6-31, 0:53)	13 14
BRONCOS	3	0:59	E. McCaffrey 21 yd. pass from J. Elway (S. Sharpe-J. Elway, pass) (8-77, 4:26)	21 14
BRONCOS	3	0:00	D. Gordon 32 yd. interception return (J. Elam, kick)	28 14
BRONCOS	4	7:22	T. Davis 1 yd. run (J. Elam, kick) (5-62, 2:18)	35 14

FINAL BRONCOS DEFENSIVE STATISTICS

(Based on coaches' film review)

Player	UT	A	TT	PD	FR	FF	S-Yds	I-Yds	Player	UT	A	TT	PD	FR	FF	S-Yds	I-Yds
T. Braxton	8	2	10	0	0	0	0-0	0-0	M. Perry	1	1	2	0	0	0	0-0	0-0
B. Romanowski	6	3	9	0	0	0	0-0	0-0	T. McKyer	1	0	1	0	0	0	0-0	0-0
A. Aldridge	7	1	8	1	0	0	0-0	0-0	Team Totals	52	18	70	4	0	0	1-2	1-32t
D. Gordon	6	1	7	2	0	0	0-0	1-32t									
R. Crockett	4	3	7	0	0	0	0-0	0-0									
A. Williams	5	1	6	0	0	0	0-0	0-0									
K. Traylor	4	2	6	0	0	0	0-0	0-0									
S. Atwater	3	2	5	0	0	0	0-0	0-0									
J. Mobley	3	2	5	1	0	0	0-0	0-0									
N. Smith	4	0	4	0	0	0	1-2	0-0									

FINAL INDIVIDUAL STATISTICS

Denver Broncos											Seattle Seahawks																																				
RUSHING	ATT	YDS	AVG		LG	TD						RUSHING	ATT	YDS	AVG		LG	TD																													
T. Davis	21	107	5.1		14	1						L. Smith	12	54	4.5		25	0																													
D. Loville	5	22	4.4		9	0						C. Warren	11	26	2.4		10	0																													
J. Elway	4	14	3.5		5	0						J. Galloway	1	-11	-11.0		-11	0																													
Total	30	143	4.8		14	1						Total	24	69	2.9		25	0																													
PASSING	ATT	CMP	YDS	TKD/ YD		TD	LG	IN														PASSING	ATT	CMP	YDS	TKD/ YD		TD	LG	IN																	
J. Elway	26	18	197	2/10		2	26	0														W. Moon	33	20	222	1/2		1	29	1																	
Total	26	18	197	2/10		2	26	0														Total	33	20	222	1/2		1	29	1																	
PASS RECEIVING			NO	YDS	LG	TD																PASS RECEIVING			NO	YDS	LG	TD																			
E. McCaffrey			8	93	21t	2																C. Crumpler			5	50	12t	1																			
S. Sharpe			4	62	26	0																J. Galloway			4	84	29	0																			
L. Smith			2	9	10	0																L. Smith			4	11	20	0																			
H. Griffith			2	4	3	0																M. Pritchard			3	36	19	0																			
D. Carswell			1	21	21	0																C. Warren			2	15	12	0																			
W. Green			1	8	8	0																C. Fauria			1	10	10	0																			
																						Br. Blades			1	7	7	0																			
Total			18	197	26	2																Total			20	222	29	1																			
INTERCEPTIONS			NO	YDS	LG	TD																INTERCEPTIONS			NO	YDS	LG	TD																			
D. Gordon			1	32	32t	1																																									
Total			1	32	32t	1																Total			0	0	0	0																			
PUNTING	NO	YDS	AVG		TB	IN20	LG																PUNTING	NO	YDS	AVG		TB	IN20	LG																	
T. Rouen	3	108	36.0		0	2	44																R. Tulen	5	232	46.4		1	2	57																	
Total	3	108	36.0		0	2	44																Total	5	232	46.4		1	2	57																	
PUNT RETURNS			NO	FC	YDS	LG	TD																PUNT RETURNS			NO	FC	YDS	LG	TD																	
D. Gordon			1	1	5	5	0																R. Harris			0	2	0	0	0																	
(DOWNED)			2	0	0	0	0																(OUT OF BOUNDS)			1	0	0	0	0																	
(TOUCHBACK)			1	0	0	0	0																																								
Returns			1	5	5	0																Returns			0	0	0	0	0																		
KICKOFF RETURNS			NO	FC	YDS	LG	TD																KICKOFF RETURNS			NO	FC	YDS	LG	TD																	
V. Hebron			2	0	81	48	0																S. Broussard			5	0	90	22	0																	
K. Burns			1	0	8	8	0																R. Brown			1	0	16	16	0																	
																						F. Beede			1	0	-5	-5	0																		
Returns			3	89	46	0																Returns			7	101	22	0																			
Denver Broncos	Own							Opp.									Seattle Seahawks	Own																													
FUMBLES	Fum	Rec.	Yds	TD	FF	Rec.	Yds	TD	FF	Rec.	Yds	TD	Bnds												FUMBLES	Fum	Rec.	Yds	TD	FF	Rec.	Yds	TD	Bnds													
J. Elway	1	0	0	0	0	0	0	0	0	0	0	0	0												M. Sinclair	0	0	0	0	1	0	0	0	0													
														C. Brown	0	0	0	0	0	1	26	1	0												C. Brown	0	0	0	0	0	1	26	1	0			
														F. Beede	1	0	0	0	0	0	0	0	0	0	0	0												F. Beede	1	0	0	0	0	0	0	0	0
														M. Strong	0	1	0	0	0	0	0	0	0	0	0	0												M. Strong	0	1	0	0	0	0	0	0	0
Total	1	0	0	0	0	0	0	0	0	0	0	0	0												Total	1	1	0	0	1	1	26	1	0													


FINAL TEAM STATISTICS

VISITOR BRONCOS										HOME CHIEFS									
TOTAL FIRST DOWNS																			
By Rushing										22									
By Passing										16									
By Penalty										8									
										4									
										10									
										12									
										0									
THIRD DOWN EFFICIENCY										6-11-55%									
FOURTH DOWN EFFICIENCY										0-0-0%									
TOTAL NET YARDS										330									
Total Offensive Plays (inc. times thrown passing)										58									
Average gain per offensive play										5.7									
NET YARDS RUSHING										143									
Total Rushing Plays										30									
Average gain per rushing play										4.8									
NET YARDS PASSING										187									
Times thrown — yards lost attempting to pass										2-10									
Gross yards passing										197									
PASS ATTEMPTS-COMPLETIONS-HAD INTERCEPTED										26-18-0									
Average gain per pass play (inc. # thrown passing)										6.7									
KICKOFFS Number-In End Zone-Touchbacks										7-0-0									
PUNTS Number and Average										3-36									
Had Blocked										0									
FGs — PATs Had Blocked										0-0									
TOTAL RETURN YARDAGE (Not Including Kickoffs)										37									
No. and Yards Punt Returns										1-5									
No. and Yards Kickoff Returns										3-89									
No. and Yards Interception Returns										1-32									
PENALTIES Number and Yards										4-25									
FUMBLES Number and Lost										1-1									
TOUCHDOWNS										4									
Rushing										1									
Passing										2									
Returns										1									
EXTRA POINTS Made-Attempts										4-4									
Kicking Made-Attempts										3-3									
Passing Made-Attempts										1-1									
FIELD GOALS Made-Attempts										2-2									
SAFETIES										0									
FINAL SCORE										35									
TIME OF POSSESSION										29:28									

3

DENVER 35, ST. LOUIS 14

Sept. 14, 1997 • Mile High Stadium • Denver



Weather: Sunny, 82°, Wind E 10 mph • Attendance: 74,338 • Time: 2:57

In a day of record-setting, the Broncos ran their record to 3-0 with a 35-14 victory over the St. Louis Rams in front of 74,338 at Mile High Stadium. The victory gave Denver its first back-to-back 3-0 starts in franchise history, and also marked the first time in team history that the Broncos have won games by the same score in back-to-back games, beating Seattle by the same score last week.

The Broncos got on the scoreboard first, as John Elway — who threw for 247 yards and four touchdowns on the day — connected with Rod Smith for their second 70-yard-plus hookup of the season, this one a 72-yarder for a 7-0 advantage. The Rams evened the score at 7-7 on a 23-yard touchdown run by Lawrence Phillips, but the home team took over from there.

A 24-yard touchdown pass from Elway to Dwayne Carswell sent Denver to the locker room with a 14-7 lead. Carswell, substiting for an injured Shannon Sharpe, tied his career high in receptions (4) and set a new career high in yards (47). Darrien Gordon then became the first Bronco to return a punt for a touchdown in 10 years, taking one back 94 yards in the third quarter, the longest return in team history. Two more Elway touchdown tosses — to Smith and Ed McCaffrey — pushed the margin to 35-7.

The Broncos defense gave up two touchdowns in the same game for the first time this season, but still held an opponent under 20 points for the fifth straight regular season game and forced two key interceptions of Rams quarterback Tony Banks, one by Tim McKyer to save a touchdown, and one by Ray Crockett to set up a touchdown.

During the contest, Elway passed Dan Fouts, Sonny Jurgensen and Warren Moon in career touchdown passes, moving into sixth place all-time, and also passed Fran Tarkenton in pass attempts, moving into second place all-time. Tight end Shannon Sharpe went over the 5,000-yard receiving mark for his career, and Terrell Davis rushed for 100 yards again, the 13th time in his career and the third straight this season, one off his own team record for consecutive 100-yard performances. The win improved Denver's home mark since 1974 (regular and postseason) to 141-47-1, best in the NFL over that time period. It was also Denver's 10th straight regular season home win, second-longest streak in franchise history.

OFFICIALS

Referee — Gary Lane (120); Umpire — Herdi Ancich (115); Head Linesman — Bob McGrath (35); Line Judge — Byron Boston (18); Back Judge — Jim Saracino (58); Side Judge — Howard Slavin (29); Field Judge — Bill Schmitz (122)

STARTING LINEUPS

St. Louis Rams				Denver Broncos			
Offense		Defense		Offense		Defense	
WR 88	Eddie Kennison	RE 91	L. O'Neal	WR 80	R. Smith	LE 90	N. Smith
LT 70	W. Gandy	NT 75	D. Farr	LT 77	T. Jones	RT 94	K. Traylor
LG 66	J. Gerak	UT 79	B. Johnson	LG 69	M. Schlereth	RT 95	M. Perry
C 61	B. Brostek	LE 93	K. Carter	C 66	T. Nalen	RE 91	A. Williams
RG 62	V. Smith	RLB 55	R. Phifer	RG 75	B. Habib	WLB 51	J. Mobley
RT 73	F. Miller	MLB 55	R. Jones	RT 65	G. Zimmerman	MLB 57	A. Aldridge
TE 84	E. Cornwell	LLB 52	M. Jones	TE 84	S. Sharpe	SLB 53	B. Romanowski
WR 80	I. Bruce	LCB 41	T. Lyght	WR 87	E. McCaffrey	LCB 39	R. Crockett
QB 12	T. Banks	RCB 47	R. McNeil	QB 7	J. Elway	RCB 23	D. Gordon
FB 34	C. Heyward	SS 23	G. McBurrows	HB 30	T. Davis	FS 27	S. Atwater
RB 29	R. Moore	FS 35	K. Lyle	FB 29	H. Griffith	SS 34	T. Braxton

DENVER SUBSTITUTIONS: K 1 J. Elam, QB 8 J. Lewis, P 16 T. Rouen, CB 21 R. Hilliard, RB 22 V. Hebron, CB 25 D. Johnson, CB 26 T. McKyer, RB 31 D. Loville, S 33 D. Dodge, RB 37 A. Lynn, FB 42 D. Smith, LB 56 K. Burns, LB 58 S. Russ, LB 59 G. Cadrez, G 63 D. Diaz-Infante, T 70 J. Brown, WR 83 W. Anderson, WR 85 W. Green, TE 86 B. Chamberlain, TE 89 D. Carswell, DE 96 H. Hasselbach, DT 97 M. Lodish, DT 98 M. Tanuvasa. **INACTIVE:** QB 6 B. Brister, S 32 T. Veland, C/G 62 D. Neil, DE 72 E. Jones, T 74 H. Swayne, WR 81 P. Jeffers, DT 93 T. Pryce, DT 99 D. Richie.

FIELD GOALS (made () & missed)

J. Wilkins		37WR		J. Elam		43B	
VISITOR	St. Louis Rams	7	0	0	7	—	14
HOME	Denver Broncos	7	7	7	14	—	35

Team		Qtr	Clock	SCORING PLAY		SCORE	
						Visitor	Home
BRONCOS	1	9:56		R. Smith 72 yd. pass from J. Elway (J. Elam, kick) (3-72, 1:16)		0	7
RAMS	1	0:33		L. Phillips 23 yd. run (J. Wilkins, kick) (8-74, 4:22)		7	7
BRONCOS	2	4:10		D. Carswell 24 yd. pass from J. Elway (J. Elam, kick) (9-61, 3:37)		7	14
BRONCOS	3	13:27		D. Gordon 94 yd. punt return (J. Elam, kick)		7	21
BRONCOS	4	11:00		R. Smith 38 yd. pass from J. Elway (J. Elam, kick) (3-32, 1:09)		7	28
BRONCOS	4	10:03		E. McCaffrey 23 yd. pass from J. Elway (J. Elam, kick) (1-23, 0:06)		7	35
RAMS	4	2:55		R. Moore 27 yd. run (J. Wilkins, kick) (6-62, 1:40)		14	35

FINAL BRONCOS DEFENSIVE STATISTICS

(Based on coaches' film review)

Player	UT	A	TT	PD	FR	FF	S-Yds	I-Yds	Player	UT	A	TT	PD	FR	FF	S-Yds	I-Yds
B. Romanowski	5	7	12	0	0	0	0-0	0-0	H. Hasselbach	2	0	2	0	0	0	0.5-4.5	0-0
J. Mobley	5	2	7	1	0	0	1-4	0-0	R. Hilliard	2	0	2	0	0	0	0-0	0-0
T. Braxton	4	1	5	0	0	0	0-0	0-0	T. McKyer	1	1	2	2	0	0	0-0	0-0
N. Smith	4	1	5	0	0	0	2-8	0-0	S. Atwater	1	0	1	2	0	0	0-0	0-0
A. Aldridge	3	2	5	0	0	0	0-0	0-0	D. Dodge	1	0	1	0	0	0	0-0	0-0
K. Traylor	4	0	4	0	0	0	1-12	0-0	D. Johnson	1	0	1	0	0	0	0-0	0-0
D. Gordon	3	1	4	1	0	0	0-0	0-0	M. Tanuvasa	1	0	1	0	0	0	0.5-4.5	0-0
A. Williams	2	2	4	0	0	0	0-0	0-0	M. Lodish	0	1	1	0	0	0	0-0	0-0
R. Crockett	3	0	3	5	0	0	0-0	1-4	G. Cadrez	0	0	0	0	0	0	0-0	2-4
M. Perry	3	0	3	1	0	0	0-0	0-0	Team Totals	45	18	63	12	0	0	5-33	2-4

FINAL INDIVIDUAL STATISTICS

St. Louis Rams										Denver Broncos										
RUSHING	ATT	YDS	AVG	LG	TD	PASSING	ATT	CMP	YDS	TKD/ YD	TD	LG	IN	RUSHING	ATT	YDS	AVG	LG	TD	
L. Phillips	13	60	4.6	23t	1	T. Davis	21	103	4.9	12	0	72t	1	T. Davis	21	103	4.9	12	0	
R. Moore	5	48	9.6	27t	1	V. Hebron	5	19	3.8	8	0	72t	1	V. Hebron	5	19	3.8	8	0	
T. Banks	2	12	6.0	6	0	H. Griffith	4	13	3.3	5	0	72t	1	H. Griffith	4	13	3.3	5	0	
C. Heyward	2	6	3.0	5	0	J. Elway	3	10	3.3	10	0	72t	1	J. Elway	3	10	3.3	10	0	
A. Lee	1	4	4.0	4	0	L. Lewis	1	-1	-1.0	-1	0	72t	1	L. Lewis	1	-1	-1.0	-1	0	
Total	23	130	5.7	27	2	Total *	34	144	4.2	12	0	72t	1	Total *	34	144	4.2	12	0	
PASSING	ATT	CMP	YDS	TKD/ YD	TD	LG	IN	PASSING	ATT	CMP	YDS	TKD/ YD	TD	LG	IN	PASS RECEIVING	NO	YDS	LG	TD
T. Banks	33	18	217	5/33	0	29	2	J. Elway	28	16	247	1/14	4	72t	1	R. Smith	4	126	72t	2
Total	33	18	217	5/33	0	29	2	Total	28	16	247	1/14	4	72t	1	D. Carswell	4	47	24t	1
PASS RECEIVING	NO	YDS	LG	TD	INTERCEPTIONS	NO	YDS	LG	TD	PASSING	ATT	CMP	YDS	TKD/ YD	TD	PASS RECEIVING	NO	YDS	LG	TD
A. Lee	6	90	29	0	R. McNeil	1	0	0	0	R. Smith	4	126	72t	2	R. Smith	4	126	72t	2	
R. Moore	3	29	13	0	Total	1	0	0	0	D. Carswell	4	47	24t	1	S. Sharpe	2	20	14	0	
T. Small	3	22	11	0	Total	1	0	0	0	B. Chamberlain	2	18	9	0	E. McCaffrey	1	23	23t	1	
E. Kennison	2	25	14	0	Total	1	0	0	0	E. McCaffrey	1	23	23t	1	W. Green	1	5	5	0	
E. Cornwell	2	19	11	0	Total	1	0	0	0	T. Davis	1	4	4	0	H. Griffith	1	4	4	0	
K. Crawford	1	17	17	0	Total	1	0	0	0	Total	16	247	72t	4	Total	16	247	72t	4	
J. Ross	1	14	14	0	Total	1	0	0	0	INTERCEPTIONS <th>NO</th> <th>YDS</th> <th>LG</th> <th>TD</th> <td>R. Crockett</td> <td>1</td> <td>4</td> <td>4</td> <td>0</td>	NO	YDS	LG	TD	R. Crockett	1	4	4	0	
Total	18	217	29	0	Total	1	0	0	0	T. McKyer	1	0	0	0	Total	2	4	4	0	
INTERCEPTIONS	NO	YDS	LG	TD	PUNTING	NO	YDS	AVG	TB	IN20	LG	PUNTING	NO	YDS	AVG	TB	IN20	LG		
R. McNeil	1	0	0	0	W. Brice	7	307	43.9	1	0	61	T. Rouen	4	189	47.3	0	1	52		
Total	1	0	0	0	Total	7	307	43.9	1	0	61	Total	4	189	47.3	0	1	52		
PUNTING	NO	YDS	AVG	TB	IN20	LG	PUNT RETURNS	NO	FC	YDS	LG	TD	PUNT RETURNS	NO	FC	YDS	LG	TD		
W. Brice	7	307	43.9	1	0	61	E. Kennison	2	2	5	4	0	D. Gordon	4	0	109	94t	1		
Total	7	307	43.9	1	0	61	Total	2	2	5	4	0	R. Smith	1	0	12	12	0		
PUNT RETURNS	NO	FC	YDS	LG	TD	KICKOFF RETURNS	NO	FC	YDS	LG	TD	KICKOFF RETURNS	NO	FC	YDS	LG	TD			
E. Kennison	2	2	5	4	0	J. Ross	3	0	47	20	0	V. Hebron	1	0	26	26	0			
Total	2	2	5	4	0	(TOUCHBACK)	3	0	0	0	0	E. McCaffrey	0	0	0	0	0			
RETURNS	NO	FC	YDS	LG	TD	RETURNS	NO	FC	YDS	LG	TD	RETURNS	NO	FC	YDS	LG	TD			
J. Ross	3	0	47	20	0	Total	3	0	47	20	0	Total	1	0	26	26	0			
(TOUCHBACK)	3	0	0	0	0	Total	3	0	47	20	0	(TOUCHBACK)	1	0	0	0	0			
RETURNS	NO	FC	YDS	LG	TD	RETURNS	NO	FC	YDS	LG	TD	RETURNS	NO	FC	YDS	LG	TD			
J. Ross	3	0	47	20	0	Total	3	0	47	20	0	Total	1	0	26	26	0			
(TOUCHBACK)	3	0	0	0	0	Total	3	0	47	20	0	(TOUCHBACK)	1	0	0	0	0			
RETURNS	NO	FC	YDS	LG	TD	RETURNS	NO	FC	YDS	LG	TD	RETURNS	NO	FC	YDS	LG	TD			
J. Ross	3	0	47	20	0	Total	3	0	47	20	0	Total	1	0	26	26	0			
(TOUCHBACK)	3	0	0	0	0	Total	3	0	47	20	0	(TOUCHBACK)	1	0	0	0	0			
RETURNS	NO	FC	YDS	LG	TD	RETURNS	NO	FC	YDS	LG	TD	RETURNS	NO	FC	YDS	LG	TD			
J. Ross	3	0	47	20	0	Total	3	0	47	20	0	Total	1	0	26	26	0			
(TOUCHBACK)	3	0	0	0	0	Total	3	0	47	20	0	(TOUCHBACK)	1	0	0	0	0			
RETURNS	NO	FC	YDS	LG	TD	RETURNS	NO	FC	YDS	LG	TD	RETURNS	NO	FC	YDS	LG	TD			
J. Ross	3	0	47	20	0	Total	3	0	47	20	0	Total	1	0	26	26	0			
(TOUCHBACK)	3	0	0	0	0	Total	3	0	47	20	0	(TOUCHBACK)	1	0	0	0	0			
RETURNS	NO	FC	YDS	LG	TD	RETURNS	NO	FC	YDS	LG	TD	RETURNS	NO	FC	YDS	LG	TD			
J. Ross	3	0	47	20	0	Total	3	0	47	20	0	Total	1	0	26	26	0			
(TOUCHBACK)	3	0	0	0	0	Total	3	0	47	20	0	(TOUCHBACK)	1	0	0	0	0			
RETURNS	NO	FC	YDS	LG	TD	RETURNS	NO	FC	YDS	LG	TD	RETURNS	NO	FC	YDS	LG	TD			
J. Ross	3	0	47	20	0	Total	3	0	47	20	0	Total	1	0	26	26	0			
(TOUCHBACK)	3	0	0	0	0	Total	3	0	47	20	0	(TOUCHBACK)	1	0	0	0	0			
RETURNS	NO	FC	YDS	LG	TD	RETURNS	NO	FC	YDS	LG	TD	RETURNS	NO	FC	YDS	LG	TD			
J. Ross	3	0	47	20	0	Total	3	0	47	20	0	Total	1	0	26	26	0			
(TOUCHBACK)	3	0	0	0	0	Total	3	0	47	20	0	(TOUCHBACK)	1	0	0	0	0			
RETURNS	NO	FC	YDS	LG	TD	RETURNS	NO	FC	YDS	LG	TD	RETURNS	NO	FC	YDS	LG	TD			
J. Ross	3	0	47	20	0	Total	3	0	47	20	0	Total	1	0	26	26	0			
(TOUCHBACK)	3	0	0	0	0	Total	3	0	47	20	0	(TOUCHBACK)	1	0	0	0	0			
RETURNS	NO	FC	YDS	LG	TD	RETURNS	NO	FC	YDS	LG	TD	RETURNS	NO	FC	YDS	LG	TD			
J. Ross	3	0	47	20	0	Total	3	0	47	20	0	Total	1	0	26	26	0			
(TOUCHBACK)	3	0	0	0	0	Total	3	0	47	20	0	(TOUCHBACK)	1	0	0	0	0			
RETURNS	NO	FC	YDS	LG	TD	RETURNS	NO	FC	YDS	LG	TD	RETURNS	NO	FC	YDS	LG	TD			
J. Ross	3	0	47	20	0	Total	3	0	47	20	0	Total	1	0	26	26	0			
(TOUCHBACK)	3	0	0	0	0	Total	3	0	47	20	0	(TOUCHBACK)	1	0	0	0	0			
RETURNS	NO	FC	YDS	LG	TD	RETURNS	NO	FC	YDS	LG	TD	RETURNS	NO	FC	YDS	LG	TD			
J. Ross	3	0	47	20	0	Total	3	0	47	20	0	Total	1	0	26	26	0			
(TOUCHBACK)	3	0	0	0	0	Total	3	0	47	20	0	(TOUCHBACK)	1	0	0	0	0			
RETURNS	NO	FC	YDS	LG	TD	RETURNS	NO	FC	YDS	LG	TD	RETURNS	NO	FC	YDS	LG	TD			
J. Ross	3	0	47	20	0	Total	3	0	47	20	0	Total	1	0	26	26	0			
(TOUCHBACK)	3	0	0	0	0	Total	3	0	47	20	0	(TOUCHBACK)	1	0	0	0	0			
RETURNS	NO	FC	YDS	LG	TD	RETURNS	NO	FC	YDS	LG	TD	RETURNS	NO	FC	YDS	LG	TD			
J. Ross	3	0	47	20	0	Total	3	0	47	20	0	Total	1	0	26	26	0			
(TOUCHBACK)	3	0	0	0	0	Total	3	0	47	20	0	(TOUCHBACK)	1	0	0	0	0			
RETURNS	NO	FC	YDS	LG	TD	RETURNS	NO	FC	YDS	LG	TD	RETURNS	NO	FC	YDS	LG	TD			
J. Ross	3	0	47	20	0	Total	3	0	47	20	0	Total	1	0	26	26	0			
(TOUCHBACK)	3	0	0	0	0	Total	3	0	47	20	0	(TOUCHBACK)	1	0	0	0	0			
RETURNS	NO	FC	YDS	LG	TD	RETURNS	NO	FC	YDS	LG	TD	RETURNS	NO	FC	YDS	LG	TD			
J. Ross	3	0	47	20	0	Total	3	0	47	20	0	Total	1	0	26	26	0			
(TOUCHBACK)	3	0	0	0	0	Total	3	0	47	20	0	(TOUCHBACK)	1	0	0	0	0			
RETURNS	NO	FC	YDS	LG	TD	RETURNS	NO	FC	YDS	LG	TD	RETURNS	NO	FC	YDS	LG	TD			
J. Ross	3	0	47	20	0	Total	3	0	47	20	0	Total	1	0	26	26	0			
(TOUCHBACK)	3	0	0	0	0	Total	3	0	47	20	0	(TOUCHBACK)	1	0	0	0	0			
RETURNS	NO	FC	YDS	LG	TD	RETURNS	NO	FC	YDS	LG	TD	RETURNS	NO	FC	YDS	LG	TD			
J. Ross	3	0	47	20	0	Total	3	0	47	20	0	Total	1	0	26	26	0			
(TOUCHBACK)	3	0	0	0	0	Total	3	0	47	20	0	(TOUCHBACK)	1	0	0	0	0			
RETURNS	NO	FC	YDS	LG	TD	RETURNS	NO	FC	YDS	LG	TD	RETURNS	NO	FC	YDS	LG	TD			
J. Ross	3	0	47	20	0	Total	3	0	47	20	0	Total	1	0	26	26	0			
(TOUCHBACK)	3	0	0	0	0	Total	3	0	47	20	0	(TOUCHBACK)	1	0	0	0	0			
RETURNS	NO	FC	YDS	LG	TD	RETURNS	NO	FC	YDS	LG	TD	RETURNS	NO	FC	YDS	LG	TD			
J. Ross	3	0	47	20	0	Total	3	0	47	20	0	Total	1	0	26	26	0			
(TOUCHBACK)	3	0	0	0	0	Total	3	0	47	20	0	(TOUCHBACK)	1	0	0	0	0			
RETURNS	NO	FC	YDS	LG	TD	RETURNS	NO	FC	YDS	LG	TD	RETURNS	NO	FC	YDS	LG	TD			
J. Ross	3	0	47	20	0	Total	3	0	47	20	0	Total	1	0	26	26	0			
(TOUCHBACK)	3	0	0	0	0	Total	3	0	47	20	0	(TOUCHBACK)	1	0	0	0	0			
RETURNS	NO	FC	YDS	LG	TD	RETURNS	NO	FC	YDS	LG	TD	RETURNS	NO	FC	YDS	LG	TD			
J. Ross	3	0	47	20	0	Total	3	0	47	20	0	Total	1	0	26	26	0			
(TOUCHBACK)	3	0	0	0	0	Total	3	0	47	20	0	(TOUCHBACK)	1	0	0	0	0			
RETURNS	NO	FC	YDS	LG	TD	RETURNS	NO	FC	YDS	LG	TD	RETURNS	NO	FC	YDS	LG	TD			
J. Ross	3	0	47	20	0	Total	3	0	47	20	0	Total	1	0	26	26	0			
(TOUCHBACK)	3	0	0	0	0	Total	3	0	47	20	0	(TOUCHBACK)	1	0	0	0	0			
RETURNS	NO	FC	YDS	LG	TD	RETURNS	NO	FC	YDS	LG	TD	RETURNS	NO	FC	YDS	LG	TD			
J. Ross	3	0	47	20	0	Total	3	0	47	20	0	Total	1	0	26	26	0			
(TOUCHBACK)	3	0	0	0	0	Total	3	0	47	20	0	(TOUCHBACK)	1	0	0	0	0			
RETURNS	NO	FC	YDS	LG	TD	RETURNS	NO	FC	YDS	LG	TD	RETURNS	NO	FC	YDS	LG	TD			
J. Ross																				

4

DENVER 38, CINCINNATI 20

Sept. 21, 1997 • Mile High Stadium • Denver

Weather: Cloudy, 54°, Wind N 10 mph • Attendance: 73,871 • Time: 2:59

The Broncos improved to 4-0 on the season with a 38-20 come-from-behind victory against the Cincinnati Bengals at Mile High Stadium in front of 73,871. The win enabled the Broncos to start the season with four straight wins for only the third time in franchise history (1977 and 1986, both Super Bowl seasons) and it was Denver's fourth straight win by 10 or more points, a mark topped only by five straight double-digit wins back in 1977.

For the first time this season, Denver fell behind at home, as the Bengals went up 7-0 on a Jeff Blake-to-Tony McGee touchdown pass at the end of the first quarter. The Broncos countered with two second-quarter John Elway touchdown passes, one each to Ed McCaffrey and Rod Smith, to take a 14-7 advantage to the locker room.

The Bengals exploded out of the gate in the second half for 10 quick points, six of which came on a 79-yard touchdown run by Ki-Jana Carter on the first play from scrimmage.

The fourth quarter, however, became the Terrell Davis show, as he ran for 98 yards in the quarter (130 in the second half), including a 50-yard touchdown dash that gave Denver a 28-20 lead. The Broncos capped the scoring with a 51-yard fumble return by Alfred Williams after a sack by Neil Smith.

Davis's 215-yard effort was not only a career-high, but also a franchise-high, as was his 228 total yards from scrimmage. It was the first 200-yard game in Denver history and his fourth straight 100-yard effort, tying his own team record that he shares with Otis Armstrong and Bobby Humphrey.

Elway, who threw for 162 yards and three touchdowns, was passed by Davis on Denver's all-time rushing list, as Davis moved into fourth place. The win — Denver's 11th straight regular season home victory — moved the Broncos regular season mark over their last 21 games to 18-3, tied for the best mark in franchise history.

OFFICIALS

Referee — Mike Carey (94); Umpire — Neil Gereb (50); Head Linesman — Sid Semon (109); Line Judge — Darryll Lewis (130); Back Judge — Tom Sifferman (118); Side Judge — Mike Pereira (77); Field Judge — John Robison (46)

STARTING LINEUPS

Cincinnati Bengals				Denver Broncos			
Offense		Defense		Offense		Defense	
WR 81	Carl Pickens	LE 92	J. Copeland	WR 80	R. Smith	LE 90	N. Smith
LT 60	R. Jones	NT 67	K. von Oelhoffen	LT 77	T. Jones	LT 94	K. Traylor
LG 74	R. Braham	RE 99	D. Wilkinson	LG 69	M. Schlereth	RT 95	M. Perry
C 65	D. Briz	L0LB 50	J. Francis	C 66	T. Nalen	RE 91	A. Williams
RG 66	K. Blackman	LILB 53	T. Turnulty	RG 75	B. Habib	WLB 51	J. Mobley
RT 71	W. Anderson	RILB 56	R. McDonald	RT 65	G. Zimmerman	MLB 57	A. Aldridge
TE 89	M. Battaglia	ROLB 57	R. Wilson	TE 84	S. Sharpe	SLB 53	B. Romanowski
WR 86	D. Scott	LCB 33	A. Ambrose	WR 87	E. McCaffrey	LCB 39	R. Crockett
QB 8	J. Blake	RCB 22	J. Spencer	QB 7	J. Elway	RCB 23	D. Gordon
FB 44	B. Milne	SS 34	T. Mack	HB 30	T. Davis	FS 27	S. Atwater
RB 32	K. Carter	FS 31	G. Myers	FB 29	H. Griffith	SS 34	T. Braxton

DENVER SUBSTITUTIONS: K 1 J. Elam, P 16 T. Rouen, CB 21 R. Hilliard, RB 22 V. Hebron, CB 25 D. Johnson, CB 26 T. McKyer, RB 31 D. Loville, S 32 T. Veland, RB 37 A. Lynn, FB 42 D. Smith, LB 56 K. Burns, LB 58 S. Russ, LB 59 G. Cadrez, G 63 D. Diaz-Infante, T 70 J. Brown, WR 81 P. Jeffers, WR 85 W. Green, TE 86 B. Chamberlain, TE 89 D. Carswell, DE 96 H. Hasselbach, DT 97 M. Lodish, DT 98 M. Tanuvasa. **DID NOT PLAY:** QB 6 J. Lewis. **INACTIVE:** QB 6 B. Brister, S 27 S. Atwater, C/G 62 D. Neil, DE 72 E. Jones, T 74 H. Swayne, WR 83 W. Anderson, DT 93 T. Pryce, DT 99 D. Richie.

FIELD GOALS (made () & missed)

D. Pelfrey	56WL (38) (43)	J. Elam	(25)			
		1	2	3	4	OT TOTAL
VISITOR	Cincinnati Bengals	7	0	10	3	20
HOME	Denver Broncos	0	14	7	17	38

Team	Qtr	Clock	Time	SCORING PLAY	SCORE
					Visitor Home
BENGALS	1	0:01		T. McGee 7 yd. pass from J. Blake (D. Pelfrey, kick) (9-74, 6:13)	7 0
BRONCOS	2	11:04		E. McCaffrey 32 yd. pass from J. Elway (J. Elam, kick) (7-75, 3:57)	7 7
BRONCOS	2	0:25		R. Smith 1 yd. pass from J. Elway (J. Elam, kick) (9-80, 4:27)	7 14
BENGALS	3	14:38		K. Carter 79 yd. run (D. Pelfrey, kick) (1-79, 0:22)	14 14
BENGALS	3	8:24		D. Pelfrey 38 yd. Field Goal (11-63, 4:44)	17 14
BRONCOS	3	2:33		R. Smith 18 yd. pass from J. Elway (J. Elam, kick) (12-68, 5:51)	17 21
BENGALS	4	13:30		D. Pelfrey 43 yd. Field Goal (7-46, 4:03)	20 21
BRONCOS	4	11:13		T. Davis 50 yd. run (J. Elam, kick) (5-69, 2:17)	20 28
BRONCOS	4	3:26		J. Elam 25 yd. Field Goal (6-48, 2:46)	20 31
BRONCOS	4	0:57		A. Williams 51 yd. fumble return (J. Elam, kick)	20 38

FINAL BRONCOS DEFENSIVE STATISTICS

(Based on coaches' film review)

Player	UT	A	TT	PD	FR	FF	S-Yds	I-Yds	Player	UT	A	TT	PD	FR	FF	S-Yds	I-Yds
J. Mobley	11	4	15	1	0	0	1-3	0-0	M. Lodish	1	0	1	0	0	0	0-0	0-0
B. Romanowski	8	1	9	0	0	0	1-8	0-0	M. Tanuvasa	1	0	1	0	0	0	1-4	0-0
A. Aldridge	5	3	8	1	0	0	0-0	0-0	K. Traylor	1	0	1	0	0	0	0-0	0-0
T. Braxton	4	3	7	0	0	0	0-0	0-0	A. Williams	1	0	1	0	0	0	0-0	0-0
R. Crockett	5	1	6	2	0	0	0-0	0-0	R. Hilliard	0	1	1	0	0	0	0-0	0-0
D. Gordon	4	2	6	0	0	0	0-0	0-0	M. Perry	0	0	0	0	0	0	0-0	0-0
D. Dodge	4	1	5	0	0	0	0-0	0-0	K. Burns	0	0	0	0	0	0	0-0	0-0
T. McKyer	1	2	3	0	0	0	0-0	0-0	G. Cadrez	0	0	0	0	0	0	0-0	0-0
N. Smith	2	0	2	0	0	1	1-11	0-0	D. Johnson	0	0	0	0	0	0	0-0	0-0
H. Hasselbach	1	0	1	0	0	0	0-0	0-0	Team Totals	49	18	67	5	1	1	4-26	0-0

FINAL INDIVIDUAL STATISTICS

Cincinnati Bengals										Denver Broncos													
RUSHING	ATT	YDS	AVG	LG	TD					RUSHING	ATT	YDS	AVG	LG	TD								
K. Carter	13	104	8.0	79	1					T. Davis	27	215	8.0	50	1								
C. Dillon	5	58	11.6	28	0					J. Elway	1	5	5.0	5	0								
J. Blake	4	29	7.3	11	0					V. Hebron	1	2	2.0	2	0								
E. Beniemy	3	4	1.3	2	0					Total	29	222	7.7	50	1								
Total	25	195	7.8	79	1																		
PASSING	ATT	CMP	YDS	TD	LG	IN					PASSING	ATT	CMP	YDS	TD	LG	IN						
J. Blake	30	20	220	4/26	1	48	0					J. Elway	26	14	162	2/12	3	32	1				
Total	30	20	220	4/26	1	48	0					Total	26	14	162	2/12	3	32	1				
PASS RECEIVING	NO		YDS	LG	TD					PASS RECEIVING	NO		YDS	LG	TD								
C. Pickens	8		125	48	0					R. Smith	7		82	26	2								
C. Dillon	4		30	10	0					E. McCaffrey	4		62	32	1								
D. Dunn	2		39	31	0					T. Davis	2		13	8	0								
D. Scott	2		24	13	0					S. Sharpe	1		5	5	0								
T. McGee	1		7	7	1					Total	14		162	32	3								
M. Battaglia	1		-1	-1	0																		
K. Carter	1		-3	-3	0																		
B. Milne	1		-1	-1	0																		
Total	20		220	48	1																		
INTERCEPTIONS	NO		YDS	LG	TD					INTERCEPTIONS	NO		YDS	LG	TD								
T. Mack	1		29	29	0					Total	0		0	0	0								
Total	1		29	29	0																		
PUNTING	NO	YDS	AVG	TB	IN20	LG					PUNTING	NO	YDS	AVG	TB	IN20	LG						
L. Johnson	3	93	31.0	1	0	47					T. Rouen	2	74	37.0	0	1	40						
Total	3	93	31.0	1	0	47					Total	2	74	37.0	0	1	40						
PUNT RETURNS	NO		FC	YDS	LG	TD					PUNT RETURNS	NO		FC	YDS	LG	TD						
G. Myers	0		2	0	0	0					(DOWNED)	1		0	0	0	0						
Returns	0			0	0	0					(OUT OF BOUNDS)	1		0	0	0	0						
											(TOUCHBACK)	1		0	0	0	0						
											Returns	0			0	0	0						
KICKOFF RETURNS	NO		FC	YDS	LG	TD					KICKOFF RETURNS	NO		FC	YDS	LG	TD						
D. Dunn	5		0	105	25	0					V. Hebron	4		0	82	24	0						
C. Dillon	1		0	53	53	0					K. Burns	1		0	18	18	0						
J. Hundon	1		0	1	1	0					Returns	5			100	24	0						
Returns	7			159	53	0																	
Cincinnati Bengals	Own	Yds	TD	FF	Opp. Rec.	Yds	TD	Out															
FUMBLES	Fum	Rec.						Bnds															
L. Johnson	0	0	0	0	1	0	0	0															
G. Trull	1	0	0	0	0	0	0	0															
J. Blake	1	0	0	0	0	0	0	0															
Total	2	0	0	0	1	0	0	0															
Denver Broncos	Own	Yds	TD	FF	Opp. Rec.	Yds	TD	Out															
FUMBLES	Fum	Rec.						Bnds															
N. Smith	0	0	0	0	1	0	0	0															
A. Williams	0	0	0	0	1	51	1	0															
Total	0	0	0	0	1	1	51	1															

FINAL TEAM STATISTICS

	VISITOR BENGALS	HOME BRONCOS
TOTAL FIRST DOWNS	22	23
By Rushing	7	13
By Passing	9	8
By Penalty	6	2
THIRD DOWN EFFICIENCY	4-12-33%	6-10-60%
FOURTH DOWN EFFICIENCY	1-1-100%	0-0-0%
TOTAL NET YARDS	389	387
Total Offensive Plays (inc. times thrown passing)	59	57
Average gain per offensive play	6.6	6.5
NET YARDS RUSHING	195	222
Total Rushing Plays	25	29
Average gain per rushing play	7.8	7.7
NET YARDS PASSING	194	150
Times thrown — yards lost attempting to pass	4-26	2-12
Gross yards passing	220	162
PASS ATTEMPTS-COMPLETIONS-HAD INTERCEPTED	30-20-0	26-14-1
Average gain per pass play (inc. # thrown passing)	5.7	5.4
KICKOFFS Number-In End Zone-Touchbacks	5-0-0	7-2-0
PUNTS Number and Average	3-31	2-37
Had Blocked	0	0
FGs — PATs Had Blocked	0-0	1-0
TOTAL RETURN YARDAGE (Not Including Kickoffs)	29	0
No. and Yards Punt Returns	0-0	0-0
No. and Yards Kickoff Returns	7-159	5-100
No. and Yards Interception Returns	1-29	0-0
PENALTIES Number and Yards	12-123	8-90
FUMBLES Number and Lost	2-1	0-0
TOUCHDOWNS	2	5
Rushing	1	1
Passing	1	3
Returns	0	1
EXTRA POINTS Made-Attempts	2-2	5-5
Kicking Made-Attempts	2-2	5-5
FIELD GOALS Made-Attempts	2-3	1-1
SAFETIES	0	0
FINAL SCORE	20	38
TIME OF POSSESSION	32:00	28:00

Sharpe, returning to his native Georgia, produced his first 100-yard receiving game of the season, catching six passes for 119 yards and a score, moving he and his brother Sterling over 1,000 receptions as a brother tandem, an NFL first. Davis was held under 100 yards for the first time this season, rushing for 79 yards and one touchdown on 23 carries. He passed Jon Keyworth for fifth place all-time in rushing attempts by a Bronco. Denver suffered two injuries in the contest, with fullback Howard Griffith injuring his right knee and kicker Jason Elam injuring his right groin and hip flexor, the latter of which forced the Broncos to attempt two-point conversions on each of their final three touchdown drives.

Referee — Dick Hantak (105); **Umpire** — Carl Madsen (92); **Head Linesman** — Dale Williams (8); **Line Judge** — Walt Anderson (66); **Back Judge** — Lloyd McPeters (64); **Side Judge** — Tom Fincken (47); **Field Judge** — Don Carey (126)

Denver Broncos			Atlanta Falcons				
Offense		Defense	Offense		Defense		
WR	80 R. Smith	LE	90 N. Smith	WR	81 T. Mathis	LE	92 L. Archambeau
LT	77 T. Jones	LT	94 K. Traylor	LT	70 B. Whitfield	LT	98 T. Hall
LG	69 M. Schlereth	RT	95 M. Perry	LG	61 R. Toback	RT	93 D. Owens
C	66 T. Nalen	RE	91 A. Williams	C	68 C. Collins	RE	90 C. Smith
RG	75 B. Habib	WLB	51 J. Mobley	RG	69 G. Williams	LLB	97 C. Bennett
RT	65 G. Zimmerman	MLB	57 A. Aldridge	RT	77 M. Willig	MLB	58 J. Tuggle
TE	84 S. Sharpe	SLB	53 B. Romanowski	TE	88 O.J. Santiago	RLB	94 H. Crockett
WR	87 E. McCaffrey	LCB	39 R. Crockett	WR	87 B. Emanuel	LCB	34 R. Buchanan
QB	7 J. Elway	RCB	23 D. Gordon	QB	12 C. Chandler	RCB	23 R. Bradford
HB	30 T. Davis	FS	27 S. Atwater	FB	44 B. Christian	SS	35 W. White
FB	29 H. Griffith	SS	34 T. Braxton	FB	32 J. Anderson	FS	25 D. Bush

DENVER SUBSTITUTIONS: K 1 J. Eiam, P 16 T. Rouen, CB 21 R. Hillard, RB 22 V. Hebron, CB 25 D. Johnson, CB 26 T. McKyer, RB 31 D. Loville, S 32 T. Veland, S 33 D. Dodge, RB 37 A. Lynn, FB 42 D. Smith, LB 56 K. Burns, LB 58 S. Russ, LB 59 G. Cadrez, G 63 D. Diaz-Infante, T 70 J. Brown, WR 61 P. Jeffers, WR 85 W. Green, TE 89 D. Carswell, DE 96 H. Hasselbach, DT 97 M. Lodish, DT 98 M. Tanuvasa. **DEB NOT PLAY:** QB 8 J. Lewis. **INACTIVE:** QB 6 B. Brister, C/G 62 D. Neil, DE 72 E. Jones, T 74 H. Swayne, WR 83 W. Anderson. **TE 86 R. Chamberlain.** DT 93 T. Pryce, DT 99 D. Richie.

M. Andersen	52WR
-------------	------

		1	2	3	4	OT	TOTAL
VISITOR	Denver Broncos	15	8	6	0	—	29
HOME	Atlanta Falcons	0	7	7	7	—	21

Team	Qtr	Time	Scoring Play	Visitor	Home
BRONCOS	1	13:18	S. Sharpe 65 yd. pass from J. Elway (J. Elam, kick) (4-78, 1:42)	7	0
BRONCOS	1	7:49	W. Green 10 yd. pass from J. Elway (T. Davis, run) (8-55, 4:34)	15	0
BRONCOS	2	8:46	T. Davis 13 yd. run (T. Davis, run) (11-58, 5:17)	23	0
FALCONS	2	0:15	E. West 1 yd. pass from C. Chandler (M. Andersen, kick) (9-92, 3:10)	23	7
FALCONS	3	4:12	B. Emanuel 3 yd. pass from C. Chandler (M. Andersen, kick) (7-89, 4:12)	23	14
BRONCOS	3	0:37	D. Smith 17 yd. pass from J. Elway (Two-pt. Attempt Failed) (7-60, 3:35)	29	14
FALCONS	4	11:18	J. Anderson 47 yd. pass from B.J. Tolliver (M. Andersen, kick) (3-58, 1:01)	29	21

(Based on coaches' film review)

[illegible]

BRONCOS

RUSHING										PASSING									
	ATT	YDS	AVG	LG	TD						ATT	YDS	AVG	LG	TD				
T. Davis	23	79	3.4	13t	1					B. Hanspard	8	67	8.4	57	0				
J. Elway	3	21	7.0	23	0					J. Anderson	13	45	3.5	16	0				
D. Smith	1	1	1.0	1	0														
Total	27	101	3.7	23t	1					Total	21	112	5.3	57	0				
PASSING										PASSING									
	ATT	CMP	YDS	TKD/YD	TD	LG	IN				ATT	CMP	YDS	TKD/YD	TD	LG	IN		
J. Elway	33	18	243	3/15	3	65t	1			C. Chandler	22	12	137	2/12	2	49	1		
										B.J. Tolliver	9	6	85	2/14	1	47f	0		
Total	33	18	243	3/15	3	65t	1			Total	31	18	222	4/26	3	49	1		
PASS RECEIVING										PASS RECEIVING									
	NO	YDS	LG	TD							NO	YDS	LG	TD					
S. Sharpe	6	119	65t	1						B. Emanuel	8	58	21	1					
E. McCaffrey	4	48	16	0						J. Anderson	3	88	47f	1					
R. Smith	3	28	11	0						O.J. Santiago	2	22	15	0					
W. Green	3	26	10t	1						T. Mathis	1	49	49	0					
D. Smith	1	17	17f	1						H. Green	1	15	15	0					
P. Jeffers	1	5	5	0						B. Hanspard	1	5	5	0					
										B. Christian	1	4	4	0					
										E. West	1	1	1f	1					
Total	18	243	65	3						Total	18	222	49	3					
INTERCEPTIONS										INTERCEPTIONS									
	NO	YDS	LG	TD							NO	YDS	LG	TD					
D. Gordon	1	20	20	0						R. Bradford	1	0	0	0					
Total	1	20	20	0						Total	1	0	0	0					
PUNTING										PUNTING									
	NO	YDS	AVG	TB	IN20	LG					NO	YDS	AVG	TB	IN20	LG			
T. Rouse	6	277	46.2	0	2	54				D. Stryzinski	7	297	42.4	1	1	49			
Total	6	277	46.2	0	2	54				Total	7	297	42.4	1	1	49			
PUNT RETURNS										PUNT RETURNS									
	NO	FC	YDS	LG	TD						NO	FC	YDS	LG	TD				
D. Gordon	1	5	0	0	0					T. Kinchen	4	1	40	19	0				
(TOUCHBACK)	1	0	0	0	0					(OUT OF BOUNDS)	1	0	0	0	0				
Returns	1	0	0	0	0					Returns	4	40	19	0	0				
KICKOFF RETURNS										KICKOFF RETURNS									
	NO	FC	YDS	LG	TD						NO	FC	YDS	LG	TD				
V. Hebron	2	0	52	26	0</														

TOTAL FIRST DOWNS	BRONCOS	HOME FALCONS
By Rushing	16	17
By Passing	4	4
By Penalty	12	11
	0	2
THIRD DOWN EFFICIENCY	7-15-47%	4-12-33%
FOURTH DOWN EFFICIENCY	1-1-100%	0-0-0%
TOTAL NET YARDS		
Total Offensive Plays (inc. times thrown passing)	329	308
Average gain per offensive play	62	56
NET YARDS RUSHING	5.3	5.5
Total Rushing Plays	101	112
Average gain per rushing play	27	21
NET YARDS PASSING	3.7	5.3
Times thrown - yards lost attempting to pass	228	196
Gross yards passing	3-15	4-26
	243	222
PASS ATTEMPTS-COMPLETIONS-HAD INTERCEPTED		
Average gain per pass play (inc. # thrown passing)	33-18-1	31-18-1
	6.5	5.6
KICKOFFS Number-In End Zone-Touchbacks		
PUNTS Number and Average	5-1-1	4-2-0
Had Blocked	6-46-2	7-42-4
FGs - PATs Had Blocked	0	0
	0-0	0-0
TOTAL RETURN YARDAGE (Not Including Kickoffs)		
No. and Yards Punt Returns	20	40
No. and Yards Kickoff Returns	1-0	4-40
No. and Yards Interception Returns	3-52	4-61
PENALTIES Number and Yards	1-20	1-0
FUMBLES Number and Lost	10-76	5-27
	0-0	0-0
TOUCHDOWNS		
Rushing	4	3
Passing	1	0
	3	3
EXTRA POINTS Made-Attempts		
Kicking Made-Attempts	3-4	3-3
Rushing Made-Attempts	1-1	3-3
Passing Made-Attempts	2-2	0-0
	0-1	0-0
FIELD GOALS Made-Attempts		
SAFETIES	0-0	0-1
FINAL SCORE	0	0
TIME OF POSSESSION	29	21
	32:09	27:51

6

DENVER 34, NEW ENGLAND 13

Oct. 6, 1997 • Mile High Stadium • Denver

Weather: Clear, 55°, Wind S 10 mph • Attendance: 75,821 • Time: 3:08

In the latest undefeated Monday Night Football matchup ever, the Broncos improved to a perfect 6-0 on the season with a 34-13 victory over the previously unbeaten New England Patriots in front of 75,821 at Mile High Stadium and an ABC national television audience.

The win was Denver's 10th in a row over the Patriots and enabled the Broncos to start a season 6-0 for the third time in franchise history, matching the starts of the 1977 and 1986 seasons.

Denver jumped on the Pats early in the first quarter, using an 11-play, 75-yard drive capped by a two-yard run by Terrell Davis to take a 7-0 lead. Later in the opening quarter, linebacker John Mobley returned his second career interception 13 yards for a score to boost Denver's margin to 14-0. The second quarter was dominated by the Patriots, who scored all 13 points in the period, including six on a 44-yard touchdown pass from Drew Bledsoe to Keith Byars.

The second half, however, belonged to the Broncos, as they put up 20 points — including 17 in the third quarter when they put the game away — while shutting out the Patriots. It began with a John Elway one-yard plunge to punctuate a 10-play, 80-yard opening drive. After a 21-yard field goal by Scott Bentley (who was kicking for an injured Jason Elam) made the score 24-13, Davis capped a three-play, 48-yard drive with his second score of the night and 26th of his career, moving him into fourth place in rushing touchdowns by a Bronco. His 32-carry, 171-yard effort tied him with Floyd Little for most 100-yard rushing games by a Bronco (15), and made him the sixth-fastest in NFL history to compile 15 100-yard games. Davis also moved into fourth place in rushing attempts by a Bronco (732) and became the fastest player in franchise history to reach 4,000 total yards from scrimmage.

The Broncos defense, which held the Pats to just 51 yards on the ground and 262 total, was led by Mobley (15 tackles, one pass deflection, one interception, one special teams tackle) and defensive tackle Maa Tanuvasa, who recorded all of Denver's three sacks to up his season total to an AFC-best six.

OFFICIALS

Referee — Jerry Markbreit (9); Umpire — Chad Brown (31); Head Linesman — Terry Gierke (72); Line Judge — Gary Arthur (108); Back Judge — George Coleman (45); Side Judge — Laird Hayes (125); Field Judge — Don Hakes (96)

STARTING LINEUPS

New England Patriots				Denver Broncos			
Offense		Defense		Offense		Defense	
TE 85	L. Purnell	LE 92	F. Collins	WR 80	R. Smith	LE 90	N. Smith
LT 78	B. Armstrong	LT 97	M. Wheeler	LT 77	T. Jones	LT 94	K. Traylor
LG 68	M. Lane	RT 95	H. Thomas	LG 69	M. Schlereth	RT 95	M. Perry
C 64	D. Wohlabaugh	RE 96	M. Jones	C 66	T. Nalen	RE 91	A. Williams
RG 71	T. Rucell	WLB 53	C. Slade	RG 75	B. Habib	WLB 51	J. Mobley
RT 77	Z. Moss	MLB 52	T. Johnson	RT 65	G. Zimmerman	MLB 57	A. Aldridge
TE 87	B. Coates	SLB 59	T. Collins	TE 84	S. Sharpe	SLB 53	B. Romanowski
WR 88	T. Glenn	LCB 24	T. Law	WR 87	E. McCaffrey	LCB 39	R. Crockett
QB 11	D. Bledsoe	RCB 31	J. Hitchcock	QB 7	J. Elway	RCB 23	D. Gordon
RB 28	C. Martin	SS 36	L. Milloy	HB 30	T. Davis	FS 27	S. Atwater
FB 41	K. Byars	FS 32	W. Clay	FB 29	H. Griffith	SS 34	T. Braxton

DENVER SUBSTITUTIONS: K 3 S. Bentley, P 16 T. Rouen, CB 21 R. Hilliard, RB 22 V. Hebron, CB 25 D. Johnson, CB 26 T. McKyer, RB 31 D. Loville, S 32 T. Veland, S 33 D. Dodge, RB 37 A. Lynn, FB 42 D. Smith, LB 56 K. Burns, LB 58 S. Russ, LB 59 G. Cadrez, G 63 D. Diaz-Infante, T 70 J. Brown, WR 81 P. Jeffers, WR 85 W. Green, TE 89 D. Carswell, DE 96 H. Hasselbach, DT 97 M. Lodish, DT 98 M. Tanuvasa. **DID NOT PLAY:** QB 8 J. Lewis. **INACTIVE:** K 1 J. Elam, QB 6 B. Brister, C/G 62 D. Neil, DE 72 E. Jones, T 74 H. Swayne, TE 86 B. Chamberlain, DT 93 T. Pryce, DT 99 D. Richie.

FIELD GOALS (made () & missed)

		S. Bentley		(21) 48WR (33)			
		1	2	3	4	OT	TOTAL
VISITOR	New England Patriots	0	13	0	0	—	13
HOME	Denver Broncos	14	0	17	3	—	34

Team	Qtr	Clock	Time	SCORING PLAY	Score
					Visitor Home
BRONCOS	1	5:28		T. Davis 2 yd. run (S. Bentley, kick) (11-75, 6:36)	0 7
BRONCOS	1	3:51		J. Mobley 13 yd. interception return (S. Bentley, kick)	0 14
PATRIOTS	2	14:38		K. Byars 44 yd. pass from D. Bledsoe (A. Vinatieri, kick) (1-44, 0:07)	7 14
PATRIOTS	2	3:12		A. Vinatieri 26 yd. Field Goal (14-43, 5:13)	10 14
PATRIOTS	2	0:00		A. Vinatieri 49 yd. Field Goal (7-12, 1:34)	13 14
BRONCOS	3	9:37		J. Elway 1 yd. run (S. Bentley, kick) (10-80, 5:23)	13 21
BRONCOS	3	3:37		S. Bentley 21 yd. Field Goal (9-69, 3:55)	13 24
BRONCOS	3	1:59		T. Davis 1 yd. run (S. Bentley, kick) (3-48, 0:59)	13 31
BRONCOS	4	5:24		S. Bentley 33 yd. Field Goal (8-65, 3:59)	13 34

FINAL BRONCOS DEFENSIVE STATISTICS

(Based on coaches' film review)

Player	UT	A	TT	PD	FR	FF	S-Yds	I-Yds	Player	UT	A	TT	PD	FR	FF	S-Yds	I-Yds
J. Mobley	12	3	15	1	1	0	0-0	1-131	H. Hasselbach	2	0	2	0	0	0	0-0	0-0
S. Atwater	5	1	6	0	1	0	0-0	0-0	M. Lodish	2	0	2	0	0	0	0-0	0-0
N. Smith	5	1	6	1	0	0	0-0	0-0	R. Crockett	1	1	2	1	0	0	0-0	0-0
A. Aldridge	5	0	5	0	0	0	0-0	0-0	T. McKyer	1	0	1	0	0	0	0-0	0-0
T. Braxton	5	0	5	0	0	0	0-0	0-0	A. Williams	1	0	1	0	0	0	0-0	0-0
D. Gordon	3	1	4	1	0	0	0-0	0-0	G. Cadrez	0	0	0	0	0	0	0-0	0-0
K. Traylor	2	2	4	1	0	0	0-0	0-0	D. Johnson	0	0	0	0	0	0	0-0	0-0
B. Romanowski	1	3	4	1	0	0	0-0	0-0	M. Perry	0	0	0	1	0	0	0-0	0-0
M. Tanuvasa	3	0	3	0	0	0	3-23	0-0	Total Totals	48	12	60	7	0	0	3-23	1-131

FINAL INDIVIDUAL STATISTICS

New England Patriots										Denver Broncos											
RUSHING	ATT	YDS	AVG	LG	TD					RUSHING	ATT	YDS	AVG	LG	TD						
C. Martin	15	66	4.4	20	0					T. Davis	32	171	5.3	34	2						
D. Bledsoe	2	3	1.5	3	0					V. Hebron	3	22	7.3	8	0						
T. Brown	1	-18	-18.0	-18	0					J. Elway	3	-1	-0.3	11	1						
K. Byars	1	0	0.0	0	0																
Total	19	51	2.7	20	0					Total	38	192	5.1	34	3						
PASSING	ATT	CMP	YDS	TD	LG	IN				PASSING	ATT	CMP	YDS	TD	LG	IN					
D. Bledsoe	41	20	234	3/23	1	44t	1				J. Elway	27	13	196	1/8	0	47	2			
Total	41	20	234	3/23	1	44t	1				Total	27	13	196	1/8	0	47	2			
PASS RECEIVING	NO	YDS	LG	TD						PASS RECEIVING	NO	YDS	LG	TD							
E. Coates	5	65	33	0						R. Smith	5	130	47	0							
K. Byars	4	86	44t	1						E. McCaffrey	3	26	9	0							
S. Jefferson	3	45	19	0						W. Green	2	14	8	0							
C. Martin	3	10	8	0						T. Davis	2	7	4	0							
T. Glenn	2	27	19	0						S. Sharpe	1	19	19	0							
T. Brown	1	10	10	0																	
L. Purnell	1	6	6	0																	
B. Brisby	1	5	5	0																	
Total	20	234	44	1						Total	13	196	47	0							
INTERCEPTIONS	NO	YDS	LG	TD						INTERCEPTIONS	NO	YDS	LG	TD							
W. Clay	2	30	27	0						J. Mobley	1	13	13t	1							
Total	2	30	27	0						Total	1	13	13t	1							
PUNTING	NO	YDS	AVG	TB	IN20	LG				PUNTING	NO	YDS	AVG	TB	IN20	LG					
T. Tupa	7	363	51.9	2	1	73				T. Rouen	3	151	50.3	0	2	56					
Total	7	363	51.9	2	1	73				Total	3	151	50.3	0	2	56					
PUNT RETURNS	NO	FC	YDS	LG	TD						PUNT RETURNS	NO	FC	YDS	LG	TD					
D. Meggett	1	1	20	20	0						D. Gordon	3	1	20	13	0					
(DOWNED)	1	0	0	0	0						(DOWNED)	1	0	0	0	0					
											(TOUCHBACK)	2	0	0	0	0					
Returns	1		20	20	0						Returns	3		20	13	0					
KICKOFF RETURNS	NO	FC	YDS	LG	TD						KICKOFF RETURNS	NO	FC	YDS	LG	TD					
D. Meggett	6	0	119	28	0						V. Hebron	2	0	59	30	0					
(TOUCHBACK)	1	0	0	0	0						(TOUCHBACK)	1	0	0	0	0					
Returns	6		119	28	0						Returns	2		59	30	0					
New Eng. Patriots	Own					Opp.					Denver Broncos	Own					Opp.				
FUMBLES	Fum	Rec.	Yds	TD	FF	Fum	Rec.	Yds	TD	Outs	FUMBLES	Fum	Rec.	Yds	TD	FF	Fum	Rec.	Yds	TD	Outs
T. Glenn	1	0	0	0	0	0	0	0	0	0	J. Mobley	0	0	0	0	1	0	0	0	0	0
W. Clay	0	0	0	0	1	0	0	0	0	0	S. Atwater	0	0	0	0	1	0	0	0	0	0
D. Bledsoe	1	1	-2	0	0	0	0	0	0	0	T. Davis	1	0	0	0	0	0	0	0	0	0
											M. Schlereth	0	1	0	0	0	0	0	0	0	0
											D. Gordon	2	2	0	0	0	0	0	0	0	0
Total	2	1	-2	0	1	0	0	0	0	0	Total	3	3	0	0	1	1	0	0	0	0

New Eng. Patriots										Denver Broncos									
Fumbles	Own	Rec.	Yds	TD	FF	Rec.	Yds	TD	Bnds	Fumbles	Own	Rec.	Yds	TD	FF	Rec.	Yds	TD	Bnds
T. Glenn	1	0	0	0	0	0	0	0	0	J. Mobley	0	0	0	0	1	0	0	0	0
W. Clay	0	0	0	0	1	0	0	0	0	S. Atwater	0	0	0	0	1	0	0	0	0
D. Bledsoe	1	1	-2	0	0	0	0	0	0	T. Davis	1	0	0	0	0	0	0	0	0
Total	2	1	-2	0	1	0	0	0	0	M. Schlereth	0	1	0	0	0	0	0	0	0
										D. Gordon	2	2	0	0	0	0	0	0	0
										Total	3	3	0	0	1	1	0	0	0

FINAL TEAM STATISTICS

TOTAL FIRST DOWNS				
-------------------	--	--	--	--

7

OAKLAND 28, DENVER 25

Oct. 19, 1997 • Oakland-Alameda County Coliseum • Oakland, Calif.



Weather: Partly Overcast, 64°, Wind SW 15 mph • Attendance: 57,006 • Time: 3:04

The Broncos suffered their first loss of the 1997 season at the hands of the Oakland Raiders, 28-25, before a crowd of 57,006 at the Oakland-Alameda County Coliseum.

Oakland's Napoleon Kaufman, who would finish the day with 227 yards rushing (a Raiders single-game record and a Broncos opponent single-game record) broke off a 57-yard run on the first play from scrimmage to set up a 14-yard scoring pass from Jeff George to James Jett. Denver countered with an 8-play, 71-yard drive, capped by a Terrell Davis 2-yard score on the final play of the first quarter. After another George touchdown pass put the Raiders up 14-7, Jason Elam — who was 1 of 3 on the day — connected on a 40-yard field goal on the final play of the half to cut the deficit to 14-10.

Denver came out firing in the second half, taking the kickoff and driving 80 yards in 13 plays, with Davis (23-85 rushing, 7-70 receiving) going over from 3 yards out to give Denver its only lead of the day. It appeared on Denver's next possession that they were going to take control of the game, but a Chester McGlockton sack of John Elway created a fumble that Eric Turner returned 65 yards for a touchdown and a 21-17 Raiders lead.

An 83-yard touchdown run by Kaufman in the fourth quarter gave Oakland a 28-17 lead, but then Elway countered with a 28-yard scoring pass to Ed McCaffrey and a two-point conversion run by Davis to cut the deficit to 28-25. However, Denver was unable to stop the Raiders from running out the final 2:15 of the game.

Elway completed 26 of 46 passes for 309 yards on the day and Shannon Sharpe caught 8 passes for 94 yards, moving past Vance Johnson for third place in franchise history for receptions. Davis became only the sixth player in NFL history to rush for 3,500 yards in his first three seasons in the league.

OFFICIALS

Referee — Bernie Kukar (86); Umpire — Brian Ballet (48); Head Linesman — Aaron Pointer (79); Line Judge — Bruce Maurer (38); Back Judge — Paul Baetz (22); Side Judge — Don Carlsen (39); Field Judge — Bill Leavy (127)

STARTING LINEUPS

Denver Broncos				Oakland Raiders			
Offense		Defense		Offense		Defense	
WR 80 R. Smith	LE 90 N. Smith	WR 82 J. Jett	DE 96 D. Russell	WR 82 J. Jett	DE 96 D. Russell	WR 82 J. Jett	DE 96 D. Russell
LT 65 G. Zimmerman	LT 94 K. Traylor	LT 77 P. Harlow	DT 67 R. Maryland	LT 77 P. Harlow	DT 67 R. Maryland	LT 77 P. Harlow	DT 67 R. Maryland
LG 69 M. Schlereth	RT 95 M. Perry	LG 76 S. Wisniewski	DT 91 C. McGlockton	LG 76 S. Wisniewski	DT 91 C. McGlockton	LG 76 S. Wisniewski	DT 91 C. McGlockton
C 66 T. Nalen	RE 91 A. Williams	C 63 B. Robbins	DE 94 A. Smith	C 63 B. Robbins	DE 94 A. Smith	C 63 B. Robbins	DE 94 A. Smith
RG 75 B. Habib	WLB 51 J. Mobley	RG 71 L. Holmes	OLB 53 R. Fredrickson	RG 71 L. Holmes	OLB 53 R. Fredrickson	RG 71 L. Holmes	OLB 53 R. Fredrickson
TE 77 T. Jones	MLB 57 A. Aldridge	TE 72 L. Kennedy	MLB 54 G. Blekert	TE 72 L. Kennedy	MLB 54 G. Blekert	TE 72 L. Kennedy	MLB 54 G. Blekert
RT 84 S. Sharpe	SLB 53 B. Romanowski	TE 83 R. Dudley	OLB 50 M. Morton	TE 83 R. Dudley	OLB 50 M. Morton	TE 83 R. Dudley	OLB 50 M. Morton
WR 87 E. McCaffrey	LCB 39 R. Crockett	WR 81 T. Brown	CB 36 T. McDaniel	WR 81 T. Brown	CB 36 T. McDaniel	WR 81 T. Brown	CB 36 T. McDaniel
QB 7 J. Elway	RCB 23 D. Gordon	QB 3 J. George	CB 29 A. Lewis	QB 3 J. George	CB 29 A. Lewis	QB 3 J. George	CB 29 A. Lewis
HB 30 T. Davis	FS 27 S. Atwater	RB 34 D. Fenner	SS 37 J. Trapp	RB 34 D. Fenner	SS 37 J. Trapp	RB 34 D. Fenner	SS 37 J. Trapp
FB 29 H. Griffith	SS 34 T. Braxton	RB 26 N. Kaufman	FS 42 E. Turner	RB 26 N. Kaufman	FS 42 E. Turner	RB 26 N. Kaufman	FS 42 E. Turner

DEFENSE SUBSTITUTIONS: K 1 J. Elam, P 16 T. Rouen, CB 21 R. Hilliard, RB 22 V. Hebron, CB 25 D. Johnson, CB 26 T. McKyer, RB 31 D. Loville, S 33 D. Dodge, RB 37 A. Lynn, FB 42 D. Smith, LB 56 K. Burns, LB 58 S. Russ, LB 59 G. Cadrez, G 63 D. Diaz-Infante, T 70 J. Brown, WR 83 W. Anderson, WR 85 W. Green, TE 86 B. Chamberlain, TE 89 D. Carswell, DE 96 H. Hasselbach, DT 97 M. Lodish, DT 98 M. Tanuvasa. **DID NOT PLAY:** QB 8 J. Lewis. **INACTIVE:** QB 6 B. Brister, S 32 T. Veland, C/G 62 D. Neil, DE 72 E. Jones, T 74 H. Swayne, WR 81 P. Jeffers, DT 93 T. Pryce, DT 99 D. Richie.

FIELD GOALS (made () & missed)

		1	2	3	4	OT	TOTAL
VISITOR	Denver Broncos	7	3	7	8	—	25
HOME	Oakland Raiders	7	7	7	7	—	28

Team	Qtr	Clock Time	SCORING PLAY	SCORE Visitor	Home
RAIDERS	1	12:26	J. Jett 14 yd. pass from J. George (C. Ford, kick) (4-71, 2:34)	0	7
BRONCOS	1	0:01	T. Davis 2 yd. run (J. Elam, kick) (8-71, 4:39)	7	7
RAIDERS	2	10:11	R. Dudley 5 yd. pass from J. George (C. Ford, kick) (9-78, 4:50)	7	14
BRONCOS	2	0:00	J. Elam 44 yd. Field Goal (9-43, 1:16)	10	14
BRONCOS	3	8:37	T. Davis 3 yd. run (J. Elam, kick) (13-80, 6:23)	17	14
RAIDERS	3	2:15	E. Turner 65 yd. fumble return (C. Ford, kick)	17	21
RAIDERS	4	7:54	N. Kaufman 83 yd. run (C. Ford, kick) (3-92, 1:18)	17	28
BRONCOS	4	2:15	E. McCaffrey 28 yd. pass from J. Elway (T. Davis, run) (7-67, 1:30)	25	28

FINAL BRONCOS DEFENSIVE STATISTICS

(Based on coaches' film review)

Player	UT	A	TT	PD	FR	FF	S-Yds	I-Yds
J. Mobley	6	4	10	0	0	0	0-0	0-0
S. Atwater	6	1	7	1	0	0	0-0	0-0
R. Crockett	6	0	6	0	0	0	0-0	0-0
A. Aldridge	5	1	6	2	0	0	0-0	0-0
A. Williams	4	2	6	0	0	0	0-0	0-0
B. Romanowski	2	3	5	0	0	0	0-0	0-0
T. Braxton	3	0	3	0	0	0	0-0	0-0
G. Cadrez	2	0	2	0	0	0	0-0	0-0
D. Gordon	2	0	2	0	0	0	0-0	0-0
M. Perry	2	0	2	0	0	1	0-0	0-0
K. Traylor	2	0	2	0	0	0	0-0	0-0
Player	UT	A	TT	PD	FR	FF	S-Yds	I-Yds
H. Hasselbach	1	0	1	0	0	0	0-0	0-0
M. Lodish	1	0	1	0	0	0	0-0	0-0
N. Smith	0	1	1	0	0	0	0.5-2.5	0-0
M. Tanuvasa	0	1	1	0	0	0	0.5-2.5	0-0
D. Dodge	0	0	0	0	0	0	0-0	0-0
T. McKyer	0	0	0	0	0	0	0-0	0-0
Team Totals	42	13	55	3	1	1	2-15	1-7

FINAL INDIVIDUAL STATISTICS

Denver Broncos										Oakland Raiders									
RUSHING	ATT	YDS	AVG	LG	TD		RUSHING	ATT	YDS	AVG	LG	TD							
T. Davis	23	85	3.7	19	2		N. Kaufman	28	227	8.1	83	1							
J. Elway	5	48	9.6	16	0		J. George	1	12	12.0	12	0							
R. Smith	1	14	14.0	14	0		D. Fenner	1	4	4.0	4	0							
							T. Hall	1	3	3.0	3	0							
							T. Brown	1	-3	-3.0	-3	0							
Total	29	147	5.11	19	2		Total	32	243	7.6	83	1							
PASSING	ATT	CMP	YDS	TD	LG	IN	PASSING	ATT	CMP	YDS	TD	LG	IN						
J. Elway	46	26	309	3/15	1	28	J. George	12	9	96	2/15	2	22						
Total	46	26	309	3/15	1	28	Total	12	9	96	2/15	2	22						
PASS RECEIVING			NO	YDS	LG	TD	PASS RECEIVING			NO	YDS	LG	TD						
S. Sharpe			8	94	27	0	J. Jett			3	43	22	1						
T. Davis			7	70	17	0	T. Brown			2	33	18	0						
R. Smith			5	58	26	0	D. Fenner			2	14	12	0						
E. McCaffrey			3	61	28	1	R. Dudley			2	6	5	1						
H. Griffith			1	20	20	0													
D. Smith			1	7	7	0													
T. Nalen			1	-1	-1	0													
Total			26	309	28	1	Total			9	96	22	2						
INTERCEPTIONS			NO	YDS	LG	TD	INTERCEPTIONS			NO	YDS	LG	TD						
B. Romanowski			1	7	7	0													
Total			1	7	7	0	Total			0	0	0	0						
PUNTING	NO	YDS	AVG	TB	IN20	LG	PUNTING	NO	YDS	AVG	TB	IN20	LG						
T. Rouen	5	215	43.0	0	2	53	L. Araguz	5	232	46.4	0	0	53						
Total	5	215	43.0	0	2	53	Total	5	232	46.4	0	0	53						
PUNT RETURNS	NO	FC	YDS	LG	TD		PUNT RETURNS	NO	FC	YDS	LG	TD							
D. Gordon	4	1	31	14	0		D. Howard	3	1	10	6	0							
Returns	4		31	14	0		(DOWNED)	1	0	0	0	0							
KICKOFF RETURNS	NO	FC	YDS	LG	TD		Returns	3		10	6	0							
V. Hebron	3	0	66	35	0		KICKOFF RETURNS	NO	FC	YDS	LG	TD							
D. Loville	1	0	7	7	0		D. Howard	4	0	67	23	0							
(TOUCHBACK)	1	0	0	0	0		Returns	4		57	23	0							
Returns	4		73	35	0														
Denver Broncos	Fum	Own	Rec.	Yds	TD	Opp. Rec.	Yds	TD	Out										
FUMBLES	2	2	-7	0	0	0	0	0	0										
T. Davis	1	0	0	0	0	0	0	0	0										
S. Sharpe	0	1	0	0	0	0	0	0	0										
R. Smith	1	0	0	0	0	0	0	0	0										
J. Elway	0	0	0	0	0	0	0	0	0										
M. Perry	0	0	0	0	1	0	0	0	0										
T. Braxton	0	0	0	0	0	1	24	0	0										
Total	4	3	-7	0	1	1	24	0	0										
Oakland Raiders	Fum	Own	Rec.	Yds	TD	Opp. Rec.	Yds	TD	Out										
FUMBLES	0	0	0	0	0	0	0	0	0										
L. Johnstone	0	0	0	0	0	0	0	0	0										
E. Turner	0	0	0	0	1	65	1	0	0										
N. Kaufman	1	0	0	0	0	0	0	0	0										
Total	1	0	0	0	1	1	65	1	0										

FINAL TEAM STATISTICS

		VISITOR BRONCOS	HOME RAIDERS
TOTAL FIRST DOWNS		25	12
By Rushing		9	7
By Passing		15	5
By Penalty		1	0
THIRD DOWN EFFICIENCY		8-17-47%	4-11-36%
FOURTH DOWN EFFICIENCY		0-1-0%	0-1-0%
TOTAL NET YARDS		441	324
Total Offensive Plays (inc. times thrown passing)		78	46
Average gain per offensive play		5.7	7.0
NET YARDS RUSHING		147	243
Total Rushing Plays		29	32
Average gain per rushing play		5.1	7.6
NET YARDS PASSING		294	81
Times thrown — yards lost attempting to pass		3-15	2-15
Gross yards passing		309	96
PASS ATTEMPTS-COMPLETIONS-HAD INTERCEPTED		46-26-0	12-9-1
Average gain per pass play (inc. # thrown passing)		6.0	5.8
KICKOFFS Number-In End Zone-Touchbacks		5-0-0	4-1-1
PUNTS Number and Average		5-43	5-46.4
Had Blocked		0	0
FGs — PATs Had Blocked		0-0	0-0
TOTAL RETURN YARDAGE (Not Including Kickoffs)		38	10
No. and Yards Punt Returns		4-31	3-10
No. and Yards Kickoff Returns		4-73	4-67
No. and Yards Interception Returns		1-7	0-0
PENALTIES Number and Yards		10-70	7-41
FUMBLES Number and Lost		4-1	1-1
TOUCHDOWNS		3	4
Rushing		2	1
Passing		1	2
Fumbles		0	1
EXTRA POINTS Made-Attempts		3-3	4-4
Kicking Made-Attempts		2-2	4-4
Rushing Made-Attempts		1-1	0-0
FIELD GOALS Made-Attempts		1-3	0-0
SAFETIES		0	0
FINAL SCORE		25	28
TIME OF POSSESSION		35:10	24:50

9

DENVER 30, SEATTLE 27

Nov. 2, 1997 • Mile High Stadium • Denver

Weather: Mostly Sunny, 46°, Wind N 14 mph • Attendance: 74,212 • Time: 3:05

The Broncos improved their AFC-best record to 8-1 with a 30-27 victory over the Seattle Seahawks in front of 74,212 at Mile High Stadium. The win was Denver's 13th consecutive at home in the regular season, setting a new franchise record. After a Todd Peterson field goal gave Seattle a 3-0 lead in the first quarter, Denver scored the next 13 points, including a 10-yard touchdown pass from John Elway to Willie Green, and took a 13-10 lead into the locker room.

The Broncos came out strong in the second half when, on the opening kickoff, Glenn Cadrez forced a Ronnie Harris fumble that Darius Johnson ran in from six yards out to push the Broncos lead to 20-10. The Seahawks would tie the game at 20-20 on a Todd Peterson 41-yard field goal and a Mack Strong 4-yard touchdown reception from Warren Moon, both set up by Broncos fumbles. The first came on a fumbled exchange between Elway and center Tom Nalen, and the second came on the kickoff return following the Peterson field goal.

The Broncos struck back with an Elway-to-Rod Smith 59-yard touchdown hookup to give Denver another seven-point advantage. The lead would be short lived, however, as Warren Moon's third touchdown pass of the day — this one an 8-yarder to Brian Blades — tied the score at 27 with 12 minutes to play.

Elway, who went over the 50,000-yard total offense mark earlier in the game with a completion to tight end Shannon Sharpe, then hooked up with Sharpe again, this time for 49 yards, to set up Jason Elam's third field goal of the day, this one from 22 yards out, to provide the winning margin. On that play Elway passed Fran Tarkenton for second place all-time in passing yards, finishing the game at 47,019.

Terrell Davis rushed for 101 yards on 21 carries, his seventh 100-yard effort of the season, tying his own team record he set in 1996 along with Otis Armstrong, who accomplished the feat in 1974. Smith finished with 114 yards on five catches.

OFFICIALS

Referee — Tom White (123); Umpire — Ed Coukark (71); Head Linesman — Paul Weidner (87); Line Judge — Ben Montgomery (117); Back Judge — Scott Steenson (88); Side Judge — Leslie Speight (124); Field Judge — Billy Smith (2)

STARTING LINEUPS

Seattle Seahawks

Offense		Defense	
WR	84 J. Galloway	LE	70 M. Sinclair
LT	79 G. Williams	LT	98 S. Adams
LG	66 P. Kendall	RE	96 C. Kennedy
C	52 K. Mawae	RT	99 M. LaBounty
RG	63 F. Beede	LLB	55 W. Moss
RT	75 H. Ballard	MLB	95 D. Wells
TE	87 C. Crumpler	RLB	94 C. Brown
WR	85 M. Pritchard	LCB	24 S. Springs
QB	1 W. Moon	RCB	27 W. Williams
RB	4 C. Warren	SS	36 B. Blades
FB	38 M. Strong	FS	33 D. Williams

Denver Broncos

Offense		Defense	
WR	80 R. Smith	LE	96 H. Hasselbach
LT	85 G. Zimmerman	LT	94 K. Traylor
LG	69 M. Schlereth	RT	98 M. Tanuvasa
C	66 T. Nalen	RE	91 A. Williams
RG	63 D. Diaz-Infante	MLB	51 J. Mobley
RT	77 T. Jones	SLB	53 B. Romanowski
TE	84 S. Sharpe	LCB	39 R. Crockett
WR	87 E. McCaffrey	RCB	23 D. Gordon
QB	7 J. Elway	FS	27 S. Atwater
HB	30 T. Davis	SS	34 T. Braxton
FB	29 H. Griffith		

DENVER SUBSTITUTIONS: K 1 Jason Elam, P 16 T. Rouen, CB 21 R. Hilliard, RB 22 V. Hebron, CB 25 D. Johnson, CB 26 T. McKyer, RB 31 D. Loville, S 32 T. Veland, S 33 D. Dodge, RB 37 A. Lynn, FB 42 D. Smith, LB 56 K. Burns, LB 58 S. Rues, LB 59 G. Cadrez, T 70 J. Brown, DE 72 E. Jones, WR 81 P. Jeffers, WR 85 W. Green, TE 89 D. Carswell, DT 93 T. Pryce, DT 97 M. Lodish. **DID NOT PLAY:** QB 8 J. Lewis, C/G 62 D. Nail. **INACTIVE:** QB 6 B. Brister, T 74 H. Swayne, G 75 Brian Habib, WR 83 W. Anderson, TE 86 B. Chamberlain, DE 90 N. Smith, DT 95 M. Perry, DT 99 D. Richie.

FIELD GOALS (made () & missed)

		J. Elam		(23) (48) (22)			
T. Peterson		(52)	(41)				
VISITOR	Seattle Seahawks	1	2	3	4	OT	TOTAL
HOME	Denver Broncos	3	7	10	7	—	27
		3	10	14	3		30

SCORING PLAY

Team	Qtr	Clock	Time	Score	Visitor	Home
SEAHAWKS	1	9:13	T. Peterson 52 yd. Field Goal (7-29, 2:36)	3	0	
BRONCOS	1	1:52	J. Elam 23 yd. Field Goal (14-85, 7:21)	3	3	
BRONCOS	2	11:10	W. Green 10 yd. pass from J. Elway (10-67, 3:59)	3	10	
BRONCOS	2	5:09	J. Elam 48 yd. Field Goal (4-5, 2:01)	3	13	
SEAHAWKS	2	3:12	J. McKnight 20 yd. pass from W. Moon (T. Peterson, kick) (5-62, 1:57)	10	13	
BRONCOS	3	14:49	D. Johnson 6 yd. fumble return (J. Elam, kick)	10	20	
SEAHAWKS	3	5:18	T. Peterson 41 yd. Field Goal (6-11, 2:20)	13	20	
SEAHAWKS	3	3:51	M. Strong 4 yd. pass from W. Moon (T. Peterson, kick) (3-16, 1:16)	20	20	
BRONCOS	3	1:46	R. Smith 59 yd. pass from J. Elway (J. Elam, kick) (4-79, 2:05)	20	27	
SEAHAWKS	4	12:02	B. Blades 8 yd. pass from W. Moon (T. Peterson, kick) (10-81, 4:44)	27	27	
BRONCOS	4	7:28	J. Elam 22 yd. Field Goal (8-69, 4:34)	27	30	

FINAL BRONCOS DEFENSIVE STATISTICS

(Based on coaches' film review)

Player	UT	A	TT	PD	FR	FF	S-Yds	I-Yds	Player	UT	A	TT	PD	FR	FF	S-Yds	I-Yds
J. Mobley	11	2	13	0	0	0	0-0	0-0	T. Pryce	1	1	2	0	0	0	0.5-0.5	0-0
B. Romanowski	8	2	10	0	0	1	0-0	0-0	K. Traylor	1	1	2	0	0	0	0-0	0-0
R. Crockett	7	2	9	1	0	0	0-0	0-0	H. Hasselbach	1	0	1	0	0	0	1-10	0-0
S. Atwater	7	1	8	0	0	0	0-0	0-0	E. Jones	1	0	1	0	0	0	0-0	0-0
T. Braxton	5	1	6	0	0	1	0.5-0.5	0-0	M. Lodish	1	0	1	0	0	0	0-0	0-0
D. Gordon	5	0	5	0	1	0	0-0	0-0	T. McKyer	1	0	1	0	0	0	0-0	0-0
D. Johnson	3	0	3	4	0	0	0-0	0-0	A. Williams	1	0	1	1	0	0	0-0	0-0
M. Tanuvasa	2	0	2	0	0	0	0-0	0-0	G. Cadrez	0	0	0	0	0	0	0-0	0-0
A. Aldridge	1	1	2	0	0	0	0-0	0-0	Team Totals	56	11	67	6	1	2	2-11	0-0

FINAL INDIVIDUAL STATISTICS

Seattle Seahawks										Denver Broncos											
RUSHING	ATT	YDS	AVG	LG	TD					RUSHING	ATT	YDS	AVG	LG	TD						
C. Warren	12	55	4.6	18	0					T. Davis	21	101	4.8	19	0						
S. Broussard	4	33	8.3	27	0					J. Elway	7	24	3.4	9	0						
J. Galloway	2	16	8.0	9	0					V. Hebron	2	12	6.0	9	0						
										R. Smith	1	3	3.0	3	0						
Total	18	104	5.8	27	0					Total	31	140	4.5	19	0						
PASSING	ATT	CMP	YDS	TD	LG	IN					PASSING	ATT	CMP	YDS	TD	LG	IN				
W. Moon	46	28	256	2/11	3	21	0					J. Elway	30	19	252	1/7	2	591	0	0	
Total	46	28	256	2/11	3	21	0					Total	30	19	252	1/7	2	591	0	0	
PASS RECEIVING	NO	YDS	LG	TD						PASS RECEIVING	NO	YDS	LG	TD							
J. Galloway	8	98	19	0						T. Davis	6	17	10	0							
C. Warren	5	28	11	0						R. Smith	5	114	591	1							
M. Pritchard	4	33	10	0						S. Sharpe	3	85	49	0							
B. Blades	3	27	10	1						W. Green	2	22	12	1							
C. Crumpler	3	19	9	0						E. McCaffrey	1	8	8	0							
J. McKnight	2	41	21	1						D. Carswell	1	6	6	0							
S. Broussard	2	6	4	0						H. Griffith	1	0	0	0							
M. Strong	1	4	1	0																	
Total	28	256	21	3						Total	19	252	591	2							
INTERCEPTIONS	NO	YDS	LG	TD						INTERCEPTIONS	NO	YDS	LG	TD							
Total	0	0	0	0						Total	0	0	0	0							
PUNTING	NO	YDS	AVG	TB	IN	LG					PUNTING	NO	YDS	AVG	TB	IN	LG				
R. Tuten	5	204	40.8	0	3	54					T. Rouen	4	187	46.8	1	0	48				
Total	5	204	40.8	0	3	54					Total	4	187	46.8	1	0	48				
PUNT RETURNS	NO	FC	YDS	LG	TD						PUNT RETURNS	NO	FC	YDS	LG	TD					
R. Harris	3	0	5	2	0						D. Gordon	2	1	18	10	0					
(TOUCHBACK)	1	0	0	0	0						(DOWNED)	2	0	0	0	0					
Returns	3	5	2	0	0						Returns	2	1	18	10	0					
KICKOFF RETURNS	NO	FC	YDS	LG	TD						KICKOFF RETURNS	NO	FC	YDS	LG	TD					
S. Broussard	3	0	60	27	0						V. Hebron	6	0	114	31	0					
R. Harris	2	0	33	26	0																
P. Daniels	1	0	-2	-2	0																
(TOUCHBACK)	1	0	0	0	0																
Returns	6	91	27	0						Returns	6	0	114	31	0						
Seattle Seahawks	Own	Opp.	Rec.	Yds	TD	Out					Denver Broncos	Own	Opp.	Rec.	Yds	TD	Out				
FUMBLES	Fum	Rec.	Yds	TD	FF	Rec.	Yds	TD	Bnds		FUMBLES	Fum	Rec.	Yds	TD	FF	Rec.	Yds	Bnds		
W. Moon	1	0	0	0	0	0	0	0	0		T. Braxton	0	0	0	0	1	0	0	0		
W. Williams	0	0	0	0	0	0	0	0	0		D. Gordon	0	0	0	0	1	0	0	0		
R. Harris	2	1	0	0	0	0	0	0	0		R. Smith	1	0	0	0	0	0	0	1		
M. Harrison	0	0	0	0	0	1	0	0	0		G. Cadrez	0	0	0	0	1	0	0	0		
M. Strong	0	0	0	0	1	0	0	0	0		E. McCaffrey	0	1	0	0	0	0	0	0		
J. Lincoln	0	0	0	0	0	1	0	0	0		D. Johnson	0	0	0	0	1	6	1	0		
P. Daniels	0	1	0	0	0	0	0	0	0		J. Elway	1	0	-2	0	0	0	0	0		
J. Atkins	0	1	0	0	0	0	0	0	0		V. Hebron	1	0	0	0	0	0	0	0		
C. Warren	1	0	0	0	0	0	0	0	1		T. Davis	1	0	0	0	0	0	0	0		
											B. Romanowski	0	0	0	1	0	0	0	0		
Total	5	2	0	0	2	2	0	0	1		Total	4	1	-2	0	3	2	6	1		

10

DENVER 34, CAROLINA 0

Nov. 9, 1997 • Mile High Stadium • Denver



Weather: Cloudy/Light Snow, 28° (wind chill 13°), Wind NE 10 mph • Attendance: 71,408 • Time: 2:52

The Broncos improved to 9-1 for the third time in franchise history (1977, 1996) on a history-making day for the Denver defense and special teams. The Broncos blanked the Carolina Panthers 34-0 in front of 71,408 at Mile High Stadium, extending their franchise-record home winning streak to 14 games.

The first quarter was quite simply the Darrien Gordon show, as the Broncos' starting right cornerback and punt returner took back two punts for touchdowns (82 and 75 yards) to stake the home team to a 14-0 advantage. It marked only the ninth time in NFL history that a player had run back two punts for touchdowns in the same game and only the third time in NFL annals that a player had done so in the same quarter. Former Bronco Rick Upchurch is one of the other eight players to accomplish the feat.

The game, for all intents and purposes, was over at this point, as the Broncos' defense held Carolina to just 147 yards of total offense, seven total first downs (fifth-fewest in franchise history), zero or minus yardage on 51 percent (24 of 47) of the Panthers' plays and zero rushing first downs, the third time in franchise history that an opponent has been blanked in that category. All three occasions have happened during the Mike Shanahan era (1995 against Oakland and 1996 against Kansas City).

The defense also produced three interceptions, two by Ray Crockett and one by Tyrone Braxton that he returned 27 yards for a touchdown to tie the margin to 34-0 in the fourth quarter.

Gordon's 168 yards in punt returns set a new team record and produced his third and fourth scores on returns for the season, tying the franchise record set by Upchurch in 1976. Lost among Gordon's accomplishments was the franchise-record eighth 100-yard performance of the season by Terrell Davis (21-104) and an eight-catch, 174-yard performance by tight end Shannon Sharpe, the second-highest yardage total of his career.

John Elway was 14 of 23 for 227 yards and one touchdown, as he connected with Rod Smith for a 20-yard score in the third quarter. The touchdown was the 300th of his career (passing, rushing and receiving), a total matched only by Dan Marino, Fran Tarkenton and Johnny Unitas. The Broncos also scored 30 or more points for the 19th time in Shanahan's two-plus seasons as head coach, and raised their record to 18-1 in such games. It was their first shutout since blanking the Raiders 27-0 on Oct. 16, 1995 and their first shutout of an NFC team since 1989.

OFFICIALS

Referee — Johnny Grier (23); Umpire — Jim Quirk (5); Head Linesman — John Schleyer (21); Line Judge — Mark Steinkorchner (64); Back Judge — Duke Carroll (11); Side Judge — Dean Look (49); Field Judge — Bob Waggoner (25)

STARTING LINEUPS

Carolina Panthers

Offense		Defense	
WR 83	M. Carrier	LE 69	L. Miller
LT 78	B. Brockermeyer	NT 71	G. Kragen
LG 66	M. Campbell	RE 99	R. Seals
C 65	F. Garcia	LOLB 56	M. Barrow
RG 75	G. Skrepenak	LILB 51	S. Mills
RT 76	N. Davids-Garrido	RILB 58	A. Royal
TE 85	W. Walls	ROLB 57	L. Lathorn
WR 84	R. Carruth	LCB 25	E. Davis
QB 12	K. Collins	RFB 38	T. Poole
FB 43	S. Greene	SS 37	C. Cota
RB 21	F. Lane	FS 30	M. Minter

Denver Broncos

Offense		Defense	
WR 80	R. Smith	LE 96	H. Hasselbach
LT 65	G. Zimmerman	LT 94	K. Traylor
LG 69	M. Schlereth	RT 98	M. Tanuvasa
C 66	T. Nalen	RE 91	A. Williams
RG 63	D. Diaz-Infante	WLB 51	J. Mobley
RT 77	T. Jones	MLB 57	A. Aldridge
TE 84	S. Sharpe	SLB 53	B. Romanowski
WR 87	E. McCaffrey	LCB 39	R. Crockett
QB 7	J. Elway	RFB 23	D. Gordon
RB 30	T. Davis	FS 27	S. Atwater
FB 29	H. Griffith	SS 34	T. Braxton

DENVER SUBSTITUTIONS: K 1 Jason Elam, QB 8 J. Lewis, P 16 T. Rouen, CB 21 R. Hilliard, RB 22 V. Hebron, CB 25 D. Johnson, CB 26 T. McKyer, RB 31 D. Loville, S 32 T. Veland, S 33 D. Dodge, RB 37 A. Lynn, FB 42 D. Smith, LB 56 K. Burns, LB 58 S. Russ, LB 59 G. Cadrez, T 70 J. Brown, WR 85 W. Green, TE 86 B. Chamberlain, TE 89 D. Carswell, DT 93 T. Pryce, DT 97 M. Lodish, DT 99 D. Richie. **DID NOT PLAY:** G 75 B. Habbio. **INACTIVE:** QB 6 B. Brister, C/G 62 D. Neil, DE 72 E. Jones, T 74 H. Swayne, WR 81 P. Jeffers, WR 83 W. Anderson, DE 90 N. Smith, DT 95 M. Perry.

FIELD GOALS (made) (___) & missed

		J. Elam		42WR (25) (50)			
VISITOR	Carolina Panthers	1	2	3	4	OT	TOTAL
HOME	Denver Broncos	0	0	0	0	—	0
		14	3	10	7	—	34

Team	Qtr	Clock	Time	SCORING PLAY	Score
BRONCOS	1	7:55		D. Gordon 82 yd. punt return (J. Elam, kick)	0 7
BRONCOS	1	0:46		D. Gordon 75 yd. punt return (J. Elam, kick)	0 14
BRONCOS	2	0:45		J. Elam 25 yd. Field Goal (7-65, 1:15)	0 17
BRONCOS	3	10:56		J. Elam 50 yd. Field Goal (8-30, 4:04)	0 20
BRONCOS	3	3:53		R. Smith 20 yd. pass from J. Elway (J. Elam, kick) (2-57, 0:20)	0 27
BRONCOS	4	13:13		T. Braxton 27 yd. interception return (J. Elam, kick)	0 34

FINAL BRONCOS DEFENSIVE STATISTICS

(Based on coaches' film review)

Player	UT	A	TT	PD	FR	FF	S-Yds	I-Yds	Player	UT	A	TT	PD	FR	FF	S-Yds	I-Yds
A. Aldridge	6	2	8	1	0	1	0-0	0-0	H. Hasselbach	1	2	3	0	0	0	0-0	0-0
S. Atwater	6	1	7	1	0	0	0-0	0-0	M. Lodish	1	2	3	0	0	0	0.5-3	0-0
J. Mobley	3	4	7	0	1	0	1-12	0-0	A. Williams	2	0	2	0	0	0	0.5-2	0-0
K. Traylor	4	0	4	0	0	0	0-0	0-0	D. Johnson	1	0	1	0	0	0	0-0	0-0
T. Braxton	3	1	4	2	0	0	0-0	1-27	D. Richie	0	1	1	0	0	0	0.5-2	0-0
R. Crockett	3	1	4	2	0	0	0-0	2-4	G. Cadrez	0	0	0	0	0	0	0-0	0-0
B. Romanowski	2	2	4	0	0	0	0-0	0-0	D. Gordon	0	0	0	0	0	0	0-0	0-0
M. Tanuvasa	3	0	3	0	0	0	1-6	0-0	T. McKyer	0	0	0	0	0	0	0-0	0-0
T. Pryce	2	1	3	0	0	0	0.5-3	0-0	Team Totals	37	17	54	6	1	1	4-28	3-31

FINAL INDIVIDUAL STATISTICS

Carolina Panthers										Denver Broncos											
RUSHING	ATT	YDS	AVG	LG	TD					RUSHING	ATT	YDS	AVG	LG	TD						
F. Lane	8	18	2.3	8	0					T. Davis	21	104	5.0	14	0						
R. Carruth	2	9	4.5	6	0					V. Hebron	9	42	4.7	12	0						
A. Johnson	2	6	3.0	6	0					J. Elway	8	11	1.4	6	0						
S. Greene	1	1	1.0	1	0					J. Lewis	4	3	0.8	5	0						
K. Collins	1	0	0.0	0	0					Total	42	160	3.8	14	0						
Total	14	34	2.4	8	0																
PASSING	ATT	CMP	YDS	TD	LG	IN					PASSING	ATT	CMP	YDS	TD	LG	IN				
K. Collins	29	13	141	4/28	0	24	3					J. Elway	23	14	227	3/15	1	36	0		
												J. Lewis	1	1	21	0/0	0	21	0		
Total	29	13	141	4/28	0	24	3					Total	24	15	248	3/15	1	36	0		
PASS RECEIVING	NO	YDS	LG	TD						PASS RECEIVING	NO	YDS	LG	TD							
M. Carrier	4	62	18	0						S. Sharpe	8	174	36	0							
W. Walls	4	57	24	0						R. Smith	4	40	20	1							
R. Ismail	2	12	8	0						A. Lynn	1	21	21	0							
S. Greene	2	6	4	0						T. Davis	1	12	12	0							
F. Lane	1	4	4	0						H. Griffith	1	1	1	0							
Total	13	141	24	0						Total	15	248	36	1							
INTERCEPTIONS	NO	YDS	LG	TD						INTERCEPTIONS	NO	YDS	LG	TD							
										R. Crockett	2	4	4	0							
Total	0	0	0	0						T. Braxton	1	27	27	1							
										Total	3	31	27	1							
PUNTING	NO	YDS	AVG	TB	IN20	LG					PUNTING	NO	YDS	AVG	TB	IN20	LG				
K. Walter	9	424	47.1	1	1	55					T. Rouen	3	110	36.7	0	2	45				
Total	9	424	47.1	1	1	55					Total	3	110	36.7	0	2	45				
PUNT RETURNS	NO	FC	YDS	LG	TD						PUNT RETURNS	NO	FC	YDS	LG	TD					
W. Oliver	1	2	0	0	0						D. Gordon	5	2	168	82	2					
											(DOWNED)	1	0	0	0	0					
Returns	1	0	0	0	0						(TOUCHBACK)	1	0	0	0	0					
											Returns	5	168	82	2						
KICKOFF RETURNS	NO	FC	YDS	LG	TD						KICKOFF RETURNS	NO	FC	YDS	LG	TD					
M. Bates	6	0	166	32	0						V. Hebron	1	0	24	24	0					
W. Rasby	1	0	11	11	0						Returns	1	0	24	24	0					
Returns	7	0	177	32	0																
Carolina Panthers	Fumbles	Own Rec.	Yds	TD	FF	Opp. Rec.	Yds	TD	Out Bnds	Denver Broncos	Fumbles	Own Rec.	Yds	TD	FF	Opp. Rec.	Yds	TD	Out Bnds		
K. Collins	1	1	-3	0	0	0	0	0	0	J. Elway	2	1	-2	0	0	0	0	0	0		
A. Royal	0	0	0	0	1	1	0	0	0	A. Aldridge	0	0	0	0	1	0	0	0			
F. Lane	1	0	0	0	0	0	0	0	0	J. Mobley	0	0	0	0	0	1	0	0			
W. Oliver	1	0	0	0	0	0	0	0	0	D. Johnson	0	0	0	0	1	0	0	0			
A. Johnson	0	1	0	0	0	0	0	0	0	Total	2	1	-2	0	2	1	0	0			
Total	3	2	-3	0	1	1	0	0	0												

FINAL TEAM STATISTICS										
	VISITOR PANTHERS					HOME BRONCOS				
TOTAL FIRST DOWNS	7					20				
By Rushing	7					8				
By Passing	0					11				
By Penalty	7					1				
THIRD DOWN EFFICIENCY	0-0-0%					2-14-14%				
FOURTH DOWN EFFICIENCY	3-13-23%					3-5-60%				
TOTAL NET YARDS	147					393				
Total Offensive Plays (inc. times thrown passing)	47					89				
Average gain per offensive play	3.1					5.7				
NET YARDS RUSHING	34					160				
Total Rushing Plays	14					42				
Average gain per rushing play	2.4					3.8				
NET YARDS PASSING	113					233				
Times thrown - yards lost attempting to pass	4-28					3-15				
Gross yards passing	141					248				
PASS ATTEMPTS-COMPLETIONS-HAD INTERCEPTED	29-13-3					24-15-0				
Average gain per pass play (inc. # thrown passing)	3.4					8.6				
KICKOFFS Number-In End Zone-Touchbacks	1-0-0					7-0-0				
PUNTS Number and Average	9-47.1					3-36.7				
Had Blocked	0					0				
FGs - PATs Had Blocked	0-0					0-0				
TOTAL RETURN YARDAGE (Not including Kickoffs)	0					199				
No. and Yards Punt Returns	1-0					5-168				
No. and Yards Kickoff Returns	7-177					1-24				
No. and Yards Interception Returns	0-0					3-31				
PENALTIES Number and Yards	4-62					3-16				
FUMBLES Number and Lost	3-1					2-1				
TOUCHDOWNS	0					4				
Rushing	0					0				
Passing	0					1				
Interceptions	0					1				
Punt Returns	0					1				
EXTRA POINTS Made-Attempts	0-0					4-4				
Kicking Made-Attempts	0-0					4-4				
FIELD GOALS Made-Attempts	0-0					2-3				
SAFETIES	0					0				
FINAL SCORE	0					34				
TIME OF POSSESSION	22:41					37:14				

FINAL TEAM STATISTICS

11

KANSAS CITY 24, DENVER 22

Nov. 16, 1997 • Arrowhead Stadium • Kansas City, Mo.



Weather: Clear/Cold, 31° (wind chill 26°), Wind W 7 mph • Attendance: 77,963 • Time: 3:19

The Broncos suffered a heart-breaking defeat at the hands of the Kansas City Chiefs 24-22, when Pete Stoyanovich connected on a 54-yard field goal as time expired. The loss shrunk Denver's lead in the AFC West to one game over the Chiefs. It was their third straight loss at Kansas City and their fifth in the past six years.

After jumping to an early 13-0 lead, the Broncos' offense shut down for the remainder of the first half and the Chiefs used a 77-yard kickoff return by Tamarik Vanover to set up one score and a Rich Gannon touchdown pass for the other to take a 14-13 lead to the locker room at halftime.

After Marcus Allen's second touchdown run of the day gave Kansas City a 21-13 advantage in the third quarter, the combination of quarterback John Elway and kicker Jason Elam led the Broncos on three field-goal scoring drives, the last of which came with 1:00 remaining in the contest to put Denver ahead 22-21. It appeared to be enough to push Denver to a three-game lead in the division, but Gannon completed four of five passes on the Chiefs' final drive to put Stoyanovich in position to win the game.

During the contest, Elway, who completed 18 of 31 passes for 232 yards and one touchdown, passed Fran Tarkenton for second place all-time in total offense. Also, RB Terrell Davis, who rushed for 127 yards on 34 carries, surpassed the 4,000-yard rushing mark in just his 41st NFL game, faster than any player in team history by 25 games, and fourth-fastest in NFL history. Elam tied his own franchise record that he shares with Rich Karlis and Gene Mingo with five field goals in the contest. Rod Smith added 114 receiving yards on seven receptions, his fifth 100-yard game of the season. Both of Denver's losses have come in games where the opposing quarterback has not thrown for 100 yards in the game.

OFFICIALS

Referee — Bill Carollo (63); Umpire — Bob Boylston (101); Head Linesman — Mark Baltz (26); Line Judge — Dale Oram (51); Back Judge — Scott Steenson (88); Side Judge — Rick Patterson (15); Field Judge — Richard Reals (83)

STARTING LINEUPS

Denver Broncos				Kansas City Chiefs			
Offense		Defense		Offense		Defense	
WR 80	R. Smith	LE 90	N. Smith	SE 89	A. Rison	LT 99	V. Booker
LT 65	G. Zimmerman	LT 94	K. Traylor	LT 69	J. Criswell	RT 75	J. Phillips
LG 69	M. Schlereth	RT 98	M. Tanuvasa	LG 79	D. Szott	RE 93	J. Browning
C 66	T. Nalen	RE 91	A. Williams	C 61	T. Grunhard	LLB 58	D. Thomas
RG 75	B. Habib	WLB 51	J. Mobley	RG 68	W. Shields	ILB 56	W. Simmons
RT 77	T. Jones	MLB 57	A. Aldridge	RT 62	G. Parker	MLB 59	D. Edwards
TE 84	S. Sharpe	SLB 53	B. Romanowski	TE 82	D. Walker	FLB 50	A. Davis
WR 87	E. McCaffrey	LCB 39	R. Crockett	FL 83	D. Hughes	LCB 34	D. Carter
QB 7	J. Elway	RCB 23	D. Gordon	QB 12	R. Gannon	RCB 40	J. Hasty
HB 30	T. Davis	FS 27	S. Atwater	FB 38	K. Anders	SS 25	R. Tongue
TE 89	D. Carswell	SS 34	T. Braxton	HB 27	G. Hill	FS 21	J. Woods

DENVER SUBSTITUTIONS: K 1 J. Elam, P 16 T. Rouen, CB 21 R. Hilliard, RB 22 V. Hebron, CB 25 D. Johnson, CB 26 T. McKyer, FB 29 H. Griffith, RB 31 D. Loville, S 32 T. Veland, S 33 D. Dodge, RB 37 A. Lynn, FB 42 D. Smith, LB 56 K. Burns, LB 58 S. Russ, LB 59 G. Cadrez, G 63 D. Diaz-Infante, T 74 H. Swayne, WR 85 W. Green, TE 86 B. Chamberlain, DT 93 T. Pryce, DE 96 H. Hasselbach, DT 97 M. Lodish. **DID NOT PLAY:** QB 8 J. Lewis. **INACTIVE:** QB 6 B. Brister, C/G 62 D. Neil, T 70 J. Brown, DE 72 E. Jones, WR 81 P. Jeffers, WR 83 W. Anderson, DT 95 M. Perry, DT 99 D. Richie.

FIELD GOALS (made () & missed)

		J. Elam		P. Stoyanovich			
		(21)	(38)	(59S)	(38)	(28)	(34)
		1	2	3	4	OT	TOTAL
VISITOR	Denver Broncos	3	10	3	6	—	22
HOME	Kansas City Chiefs	0	14	7	3	—	24

		Team		Qtr		Clock Time		SCORING PLAY		SCORE	
										Visitor	
										Home	
BRONCOS	1	4:43	J. Elam 21 yd. Field Goal (15-61, 7:23)							3	0
BRONCOS	2	14:56	S. Sharpe 5 yd. pass from J. Elway (J. Elam, kick) (7-98, 3:40)							10	0
BRONCOS	2	6:27	J. Elam 38 yd. Field Goal (9-44, 5:27)							13	0
CHIEFS	2	4:28	M. Allen 6 yd. run (P. Stoyanovich, kick) (4-18, 1:59)							13	7
CHIEFS	2	1:08	D. Hughes 5 yd. pass from R. Gannon (P. Stoyanovich, kick) (4-45, 1:51)							13	14
CHIEFS	3	8:04	M. Allen 1 yd. run (P. Stoyanovich, kick) (5-36, 1:37)							13	21
BRONCOS	3	4:36	J. Elam 38 yd. Field Goal (8-35, 3:28)							16	21
BRONCOS	4	14:14	J. Elam 28 yd. Field Goal (10-49, 4:00)							19	21
BRONCOS	4	1:00	J. Elam 34 yd. Field Goal (6-59, 1:00)							22	21
CHIEFS	4	0:00	P. Stoyanovich 54 yd. Field Goal (6-36, 1:00)							22	24

FINAL BRONCOS DEFENSIVE STATISTICS

(Based on coaches' film review)

Player	UT	A	TT	PD	FR	FF	S-Yds	I-Yds	Player	UT	A	TT	PD	FR	FF	S-Yds	I-Yds
J. Mobley	8	2	10	0	0	0	0-0	0-0	R. Crockett	1	1	2	0	0	0	0-0	0-0
S. Atwater	6	4	10	0	0	0	0-0	0-0	T. Pryce	1	1	2	0	0	0	0-0	0-0
A. Aldridge	4	3	7	0	0	0	0-0	0-0	G. Cadrez	1	0	1	0	0	0	0-0	0-0
M. Tanuvasa	6	0	6	0	0	0	1-2	0-0	D. Dodge	1	0	1	0	0	0	0-0	0-0
D. Gordon	4	3	6	0	0	0	0-0	1-12	D. Johnson	1	0	1	0	0	0	0-0	0-0
K. Traylor	3	1	5	0	0	0	0-0	0-0	K. Burns	0	0	0	0	0	0	0-0	0-0
N. Smith	3	1	4	0	0	0	0-0	0-0	R. Hilliard	0	0	0	0	0	0	0-0	0-0
A. Williams	3	1	4	0	0	0	0-0	0-0	M. Lodish	0	0	0	0	0	0	0-0	0-0
B. Romanowski	1	2	3	0	0	0	0-0	0-0	T. McKyer	0	0	0	0	0	0	0-0	0-0
H. Hasselbach	2	0	2	0	0	0	0-0	0-0	Team Totals	46	20	66	0	0	0	1-2	1-12
T. Braxton	1	1	2	0	0	0	0-0	0-0									

FINAL INDIVIDUAL STATISTICS

Denver Broncos										Kansas City Chiefs													
RUSHING	ATT	YDS	AVG	LG	TD					RUSHING	ATT	YDS	AVG	LG	TD								
T. Davis	34	127	3.7	18	0					M. Allen	16	43	2.7	9	2								
J. Elway	4	21	5.3	9	0					G. Hill	3	38	12.7	35	0								
V. Hebron	1	0	0.0	0	0					R. Gannon	6	20	3.3	7	0								
R. Smith	1	-13	-13.0	-13	0					K. Anders	2	6	3.0	5	0								
										D. Bennett	3	-1	-0.3	2	0								
Total	40	135	3.4	18	0					Total	30	106	3.5	35	2								
PASSING	ATT	CMP	YDS	TKD/YD	TD	LG	IN					PASSING	ATT	CMP	YDS	TKD/YD	TD	LG	IN				
J. Elway	31	18	232	6/38	1	43	0					R. Gannon	21	11	98	1/2	1	18	1				
Total	31	18	232	6/38	1	43	0					Total	21	11	98	1/2	1	18	1				
PASS RECEIVING			NO	YDS	LG	TD					PASS RECEIVING			NO	YDS	LG	TD						
R. Smith			7	114	43	0					A. Rison			4	44	12	0						
W. Green			3	58	25	0					M. Allen			2	19	18	0						
S. Sharpe			3	27	15	1					D. Hughes			2	10	5	1						
E. McCaffrey			2	16	12	0					J. Horn			1	18	18	0						
T. Davis			2	13	7	0					K. Anders			1	6	6	0						
D. Carswell			1	4	4	0					D. Bennett			1	1	1	0						
Total			18	232	43	1					Total			11	98	18	1						
INTERCEPTIONS			NO	YDS	LG	TD					INTERCEPTIONS			NO	YDS	LG	TD						
D. Gordon			1	12	12	0					Total			0	0	0	0						
Total			1	12	12	0																	
PUNTING	NO	YDS	AVG	TB	IN20	LG					PUNTING	NO	YDS	AVG	TB	IN20	LG						
T. Rouen	4	168	42.0	0	1	48					L. Agular	7	280	40.0	0	1	56						
Total	4	168	42.0	0	1	48					Total	7	280	40.0	0	1	56						
PUNT RETURNS	NO	FC	YDS	LG	TD					PUNT RETURNS	NO	FC	YDS	LG	TD								
D. Gordon	1	2	-1	0	0					T. Vanover	2	1	16	18	0								
(DOWNED)	2	0	0	0	0					(DOWNED)	1	0	0	0	0								
(OUT OF BOUNDS)	2	0	0	0	0					Returns	2	16	18	0									
Returns	1	-1	0	0	0					Kickoff Returns	NO	FC	YDS <th>LG</th> <th>TD</th> <th colspan="4"></th>	LG	TD								
KICKOFF RETURNS	NO	FC	YDS	LG	TD					T. Vanover	6	0	199	77	0								
V. Hebron	2	0	75	38	0					D. Hughes	1	0	0	0	0								
B. Chamberlain	1	0	13	13	0					Returns	7	199	77	0									
K. Burns	1	0	8	8	0																		
Returns	4	96	38	0	0																		
Denver Broncos	Fum	Own	Yds	TD	FF	Opp. Rec.	Yds	TD	Out Bnds	Kansas City Chiefs	Fum	Own	Yds	TD	FF	Opp. Rec.	Yds	TD	Out Bnds				
FUMBLES										FUMBLES													
B. Chamberlain	1	0	0	0	0	0	0	0	0	D. Hughes	1	0	0	0	0	0	0	0	0				
V. Hebron	0	1	0	0	0	0	0	0	0	G. Manuskis	0	1	0	0	0	0	0	0	0				
J. Elway	1	0	0	0	0	0	0	0	0	D. Edwards	0	0	0	0	1	1	0	0	0				
Total	2	1	0	0	0	0	0	0	0	Total	1	1	0	0	1	1	0	0	0				



Weather: Mostly Clear, 38°, Wind SW 4 mph • Attendance: 75,307 • Time: 3:09

The Broncos maintained their one-game lead in the AFC West by avenging one of their two earlier defeats with a 31-3 mauling of the Oakland Raiders before a raucous crowd of 75,307. The win also gave Denver back-to-back 10-win seasons for the first time since 1986-87 and the 12th 10-win season in franchise history.

After a scoreless first quarter the Broncos' running game started to take over the game, as Terrell Davis (21 carries, 69 yards, 3 TDs) scored from three yards out and then from 19 to give Denver a 14-3 halftime lead.

The second half was almost a carbon copy of the first for the Raiders' offense, which was held without a touchdown after scoring 38 points the week before against San Diego. Davis added a third touchdown, this one on a two-yard run, to make the score 21-3.

John Mobley — who led the team with 10 tackles — then forced a Napoleon Kaufman fumble to set up Jason Elam's 36-yard field goal, which increased the margin to 24-3. A John Elway-to-Rod Smith hookup for 15 yards closed out the scoring late in the third quarter. Elway finished the day completing 21 of 32 passes for 280 yards and one touchdown, and went without an interception for the fourth straight game, his longest such stretch since the last game of the 1990 season and the first three games of the 1991 season. His favorite target on this night was tight end Shannon Sharpe, who caught 10 passes for 142 yards. It was Sharpe's fifth 10-catch game of his career, one off the NFL record for tight ends (Kellen Winslow).

Davis' three rushing touchdowns established a career high and tied the team record, making him the fifth Bronco to do so, joining Gaston Green, Otis Armstrong, Jon Keyworth and Floyd Little. The three total touchdowns tied a team record he has accomplished twice previously, and he also went over 5,000 total yards from scrimmage for his career on the night. In reaching that plateau in his 42nd game, Davis did so faster than anyone in team history and became only the eighth player in league history to accomplish this feat in his first three NFL seasons.

OFFICIALS

Referee — Mike Carey (94); **Umpire** — Neil Gereb (50); **Head Linesman** — Sid Semon (109); **Line Judge** — Darryll Lewis (130); **Back Judge** — Tom Sifferman (118); **Side Judge** — Mike Pereira (77); **Field Judge** — John Robison (46)

STARTING LINEUPS

Oakland Raiders				Denver Broncos			
Offense		Defense		Offense		Defense	
WR	82 J. Jett	DE	96 D. Russell	WR	80 R. Smith	LE	96 H. Hasselbach
LT	77 P. Harlow	DT	67 R. Maryland	LT	65 G. Zimmerman	LT	94 K. Taylor
LG	76 S. Wisniewski	DT	91 C. McGlockton	LG	63 D. Diaz-Infante	RT	98 M. Tanusava
C	63 B. Robbins	DE	94 A. Smith	C	66 T. Nalen	RE	91 A. Williams
RG	71 L. Holmes	OLB	53 R. Fredrickson	RG	75 B. Habib	WLB	51 J. Mobley
RT	72 L. Kennedy	MLB	54 G. Biekert	RT	77 T. Jones	MLB	57 A. Aldridge
TE	83 R. Dudley	OLB	55 J. Folston	TE	84 S. Sharpe	SLB	53 B. Romanowski
WR	81 T. Brown	CB	36 T. McDaniel	WR	87 E. McCaffrey	LCB	39 R. Crockett
QB	3 J. George	CB	29 A. Lewis	QB	7 J. Elway	RCB	23 D. Gordon
RB	22 H. Williams	SS	37 J. Trapp	RB	30 T. Davis	FS	27 S. Atwater
RB	26 N. Kaufman	FS	42 E. Turner	TE	89 D. Carswell	SS	34 T. Braxton

DENVER SUBSTITUTIONS: K 1 Jason Elam, QB 8 J. Lewis, P 16 T. Rouen, RB 22 V. Hebronn, CB 25 D. Johnson, CB 26 T. McKyer, FB 29 H. Griffith, RB 31 D. Loville, S 32 T. Veland, S 32 D. Dodge, RB 37 A. Lynn, FB 42 D. Smith, LB 56 K. Burns, LB 59 G. Cadrez, C/G 62 D. Neil, T 74 H. Swayne, WR 81 P. Jeffers, WR 83 D. Gamble, WR 85 W. Green, TE 86 B. Chamberlain, DE 90 N. Smith, DT 93 T. Pryce, DT 97 M. Lodish. **INACTIVE:** QB 6 B. Brister, CB 21 R. Hilliard, LB 58 S. Russ, G 89 M. Schlereth, T 70 J. Brown, DE 72 E. Jones, DT 95 M. Perry, DT 99 D. Richie.

		FIELD GOALS (made () & missed)					
C. Ford	(41)	J. Elam	(36)				
		1	2	3	4	OT	TOTAL
VISITOR	Oakland Raiders	0	3	0	0	—	3
HOME	Denver Broncos	0	14	17	0	—	31

Team	Qtr	Clock Time	SCORING PLAY	SCORE	
				Visitor	Home
BRONCOS	2	8:25	T. Davis 3 yd. run (J. Elam, kick) (3-40, 1:25)	0	7
BRONCOS	2	1:48	T. Davis 19yd. run (J. Elam, kick) (9-71, 4:48)	0	14
RAIDERS	2	0:16	C. Ford 41 yd. Field Goal (6-27, 0:35)	3	14
BRONCOS	3	11:01	T. Davis 2 yd. run (J. Elam, kick) (6-48, 2:21)	3	21
BRONCOS	3	8:02	J. Elam 36 yd. Field Goal (4-7, 1:26)	3	24
BRONCOS	3	2:01	R. Smith 15 yd. pass from J. Elway (J. Elam, kick) (9-67, 3:53)	3	31

FINAL BRONCOS DEFENSIVE STATISTICS

Player	UT	A	TT	PD	FR	FF	S-Yds	I-Yds
J. Mobley	8	2	10	2	0	1	1-4	0-0
T. Braxton	7	0	7	1	1	0	0-0	0-0
T. Pryce	5	2	7	0	0	0	0-0	0-0
B. Romanowski	6	0	6	1	0	0	0-0	0-0
H. Hasselbach	5	0	5	0	0	0	0-0	0-0
R. Crockett	4	0	4	1	0	1	0-0	0-0
D. Johnson	4	0	4	0	0	0	0-0	0-0
A. Williams	4	0	4	0	0	0	1-9	0-0
S. Atwater	3	1	4	0	0	0	1-18	0-0
N. Smith	3	1	4	0	0	0	1-4	0-0



FINAL INDIVIDUAL STATISTICS

Oakland Raiders										Denver Broncos											
RUSHING		ATT	YDS	AVG	LG	TD					RUSHING		ATT	YDS	AVG	LG	TD				
N. Kaufman		13	53	4.1	20	0					T. Davis		21	89	3.3	19	3				
T. Hall		4	31	7.8	15	0					D. Loville		6	36	6.0	17	0				
H. Williams		3	21	7.0	13	0					J. Elway		3	5	1.7	6	0				
J. George		1	5	5.0	5	0															
Total		21	110	5.2	20	0					Total		30	110	3.7	19	3				
PASSING		ATT	CMP	YDS	TKD/YD	TD	LG	IN		PASSING		ATT	CMP	YDS	TKD/YD	TD	LG	IN			
J. George		41	22	185	4/35	0	26	0		J. Elway		32	21	280	2/13	1	35	0			
										J. Lewis		1	0	0	1/7	0	0	0			
Total		41	22	185	4/35	0	26	0		Total		33	21	280	3/20	1	35	0			
PASS RECEIVING		NO		YDS	LG	TD					PASS RECEIVING		NO		YDS	LG	TD				
T. Brown		8		55	14	0					S. Sharpe		10		142	27	0				
J. Jett		5		68	26	0					E. McCaffrey		4		51	35	0				
H. Williams		4		10	6	0					T. Davis		4		46	17	0				
R. Dudley		2		26	19	0					R. Smith		3		41	19	1				
K. Shedd		1		14	14	0															
D. Howard		1		7	7	0															
N. Kaufman		1		5	5	0															
Total		22		185	26	0					Total		21		280	35	1				
INTERCEPTIONS		NO		YDS	LG	TD					INTERCEPTIONS		NO		YDS	LG	TD				
Total		0		0	0	0					Total		0		0	0	0				
PUNTING		NO	YDS	AVG	TB	IN20	LG				PUNTING		NO	YDS	AVG	TB	IN20	LG			
L. Araguz		8	350	43.8	1	0	52				T. Rouen		5	214	42.8	0	3	55			
Total		8	350	43.8	1	0	52				Total		5	214	42.8	0	3	55			
PUNT RETURNS		NO		FC	YDS	LG	TD				PUNT RETURNS		NO		FC	YDS	LG	TD			
D. Howard		1		3	0	0	0				D. Gordon		4		2	31	22	0			
(DOWNED)		1		0	0	0	0				(DOWNED)		1		0	0	0	0			
(TOUCHBACK)											(TOUCHBACK)		1		0	0	0	0			
Returns		1			0	0	0				Returns		4			31	22	0			
KICKOFF RETURNS		NO		FC	YDS	LG	TD				KICKOFF RETURNS		NO		FC	YDS	LG	TD			
D. Howard		5		0	86	19	0				V. Hebron		1		0	33	33	0			
(TOUCHBACK)		1		0	0	0	0				(TOUCHBACK)		1		0	0	0	0			
Returns		5			86	19	0				Returns		1			33	33	0			
Oakland Raiders										Denver Broncos											
FUMBLES		Fum	Rec.	Yds	TD	FF	Opp. Rec.	Yds	TD	Out Bnds	FUMBLES		Fum	Rec.	Yds	TD	FF	Opp. Rec.	Yds	TD	Out Bnds
J. Jett		1	0	0	0	0	0	0	0	0	R. Crockett		0	0	0	0	1	0	0	0	0
L. Johnstone		0	0	0	0	0	1	2	0	0	T. Braxton		0	0	0	0	1	8	0	0	
N. Kaufman		1	0	0	0	0	0	0	0	0	J. Elway		1	0	-8	0	0	0	0	0	
											J. Mobley		0	0	0	0	1	0	0	0	
											M. Lodish		0	0	0	0	1	0	0	0	
Total		2	0	0	0	0	1	2	0	0	Total		1	0	-8	0	2	8	0	0	

FINAL TEAM STATISTICS

	VISITOR RAIDERS	HOME BRONCOS
TOTAL FIRST DOWNS		
By Rushing	14	23
By Passing	6	6
By Penalty	7	14
	1	3
THIRD DOWN EFFICIENCY	3-15-20%	3-12-25%
FOURTH DOWN EFFICIENCY	0-2-0%	0-2-0%
TOTAL NET YARDS	260	370
Total Offensive Plays (inc. times thrown passing)	66	66
Average gain per offensive play	3.9	5.6
NET YARDS RUSHING		
Total Rushing Plays	110	110
	21	30
Average gain per rushing play	5.2	3.7
NET YARDS PASSING		
Times thrown -- yards lost attempting to pass	150	260
Gross yards passing	4-35	3-20
	185	280
PASS ATTEMPTS-COMPLETIONS-HAD INTERCEPTED	41-22-0	33-21-0
Average gain per pass play (inc. # thrown passing)	3.3	7.2
KICKOFFS Number-In End Zone-Touchbacks	1-0-0	7-0-0
PUNTS Number and Average	8-43.8	5-42.8
Had Blocked	0	0
FGs -- PATs Had Blocked	0-0	0-0
TOTAL RETURN YARDAGE (Not Including Kickoffs)	0	31
No. and Yards Punt Returns	1-0	4-31
No. and Yards Kickoff Returns	5-96	1-33
No. and Yards Interception Returns	0-0	0-0
PENALTIES Number and Yards	12-82	8-75
FUMBLES Number and Lost	2-2	1-1
TOUCHDOWNS		
Rushing	0	4
Passing	0	3
Interceptions	0	1
	0	0
EXTRA POINTS Made-Attempts	0-0	4-4
Kicking Made-Attempts	0-0	4-4
FIELD GOALS Made-Attempts	1-1	1-1
SAFETIES	0	0
FINAL SCORE	3	31
TIME OF POSSESSION	29:06	30:54

13

DENVER 38. SAN DIEGO 28

Nov. 30, 1997 • Qualcomm Stadium • San Diego, Calif.



Weather: Overcast, 56°, Wind WSW 9 mph • Attendance: 54,245 • Time: 3:17

The Broncos clinched a playoff spot with a 38-28 win over the San Diego Chargers in front of 54,245 at Qualcomm Stadium, in a Sunday night matchup on ESPN. Denver's win was crucial in its drive for the postseason, as the Broncos maintained their slim one-game lead over division-rival Kansas City in the AFC West standings.

Denver came out sharp, moving the ball downfield with ease on their opening drive, but came up empty when Jason Elam's 35-yard field goal attempt was blocked by Chargers linebacker Junior Seau. Safety Tyrone Braxton put the ball back in Denver's hands, however, when he intercepted a Craig Whelihan pass three plays later, and returned it 20 yards to the Chargers' 43-yard line. The Broncos closed a six-play scoring drive with a 4-yard touchdown pass from John Elway to Ed McCaffrey. Denver increased its lead to 14-0 in the second quarter when Elway found Rod Smith for a 5-yard score.

The Chargers would answer with a touchdown of their own on a 4-yard touchdown pass from Whelihan to Tony Martin to narrow the Broncos lead to 14-7, but Denver responded with two touchdowns in a 14-second span late in the half to push the margin to 28-7. First, Terrell Davis capped a 9-play, 64-yard drive with a 5-yard scoring run, then Steve Atwater intercepted a Whelihan pass on the first play of the Chargers' next drive and raced 22 yards for his first NFL touchdown.

San Diego would make things interesting with Eric Metcalf's 83-yard punt return for a touchdown early in the third quarter, but a 21-yard Elway-to-McCaffrey scoring strike later in the third, and a 32-yard Elam field goal in the fourth allowed Denver to outdistance the Chargers for the 38-28 win.

Davis rushed 26 times for 178 yards (fifth-most by a Bronco) and caught four passes for 36 yards, to break his own franchise single-season records for rushing yards (1,538) and total yards (1,848) set last year. Elway's three touchdown passes gave him 305 total touchdowns for his career, moving him past Johnny Unitas for third in NFL history, while Braxton's interception was his 33rd as a Bronco, tying him with Mike Harden for third on the franchise's all-time list.

OFFICIALS

Referee — Gerry Austin (34); Umpire — Scott Dawson (70); Head Linesman — Tom Johnson (114); Line Judge — Ron Baynes (58); Back Judge — Keven Mack (102); Side Judge — Dave Wyant (16); Field Judge — Jack Vaughan (93)

STARTING LINEUPS

Denver Broncos

Offense	Defense
WR 80 R. Smith	LE 90 N. Smith
LT 65 G. Zimmerman	LT 94 K. Traylor
LG 63 D. Diaz-Infante	RT 93 T. Pryce
C 66 T. Nalen	RE 91 A. Williams
RG 75 B. Habib	WLB 51 J. Mobley
RT 77 T. Jones	MLB 57 A. Aldridge
TE 84 S. Sharpe	SLB 53 B. Romanowski
WR 87 E. McCaffrey	LCB 39 R. Crockett
QB 7 J. Elway	RCB 23 D. Gordon
HB 30 T. Davis	FS 27 S. Atwater
FB 29 H. Griffith	SS 34 T. Braxton

San Diego Chargers

Offense	Defense
WR 81 T. Martin	LE 95 W. Fuller
LT 70 V. Parker	LT 97 J. Parrella
LG 68 J. Coccozzo	RT 98 S. Lea
C 63 R. McKenzie	RE 90 M. Coleman
RG 65 T. Sienkiewicz	OLB 56 P. Sapp
RT 75 T. Bertl	ILB 55 J. Seau
TE 89 F. Hartley	ILB 56 L. Bush
WR 80 B. Still	LCB 28 D. Harper
QB 5 C. Whelihan	RCB 29 T. Shaw
TE 88 F. Jones	SS 37 R. Harrison
RB 41 T. Fletcher	FS 20 M. Dumas

DENVER SUBSTITUTIONS: K 1 J. Elam, P 16 T. Rouen, RB 22 V. Hebron, CB 25 D. Johnson, CB 26 T. McKyer, RB 31 D. Loville, S 32 T. Veland, S 33 D. Dodge, RB 37 A. Lynn, FB 42 D. Smith, LB 56 K. Burns, LB 59 G. Cadrez, C/G 62 D. Neil, T 74 H. Wayne, WR 81 P. Jeffers, WR 82 David Gamble, WR 85 W. Green, TE 86 B. Chamberlain, TE 89 D. Carswell, DE 96 H. Hasselbach, DT 97 M. Lodish, DT 98 M. Tanuvasa, **DID NOT PLAY:** QB 8 J. Lewis, **INACTIVE:** QB 6 B. Brister, CB 21 R. Hilliard, SB 5 S. Russ, G 69 M. Schlereth, T 70 J. Brown, DE 72 E. Jones, DT 95 M. Perry, DT 99 D. Richie.

FIELD GOALS (made () & missed)

J. Elam	35B (32)	1	2	3	4	OT	TOTAL
VISITOR	Denver Broncos	7	21	7	3	—	38
HOME	San Diego Chargers	0	7	7	14	—	28

SCORING PLAY

Team	Qtr	Clock	Time	SCORING PLAY	Score
BRONCOS	1	4:56		E. McCaffrey 4 yd. pass from J. Elway (J. Elam, kick) (6-43, 2:37)	7 0
BRONCOS	2	11:42		R. Smith 5 yd. pass from J. Elway (J. Elam, kick) (10-74, 4:42)	14 0
CHARGERS	2	5:51		T. Martin 4 yd. pass from C. Whelihan (G. Davis, kick) (10-40, 5:51)	14 7
BRONCOS	2	1:15		T. Davis 5 yd. run (J. Elam, kick) (9-64, 4:36)	21 7
BRONCOS	2	1:01		S. Atwater 22 yd. interception return (J. Elam, kick)	28 7
CHARGERS	3	12:41		E. Metcalf 83 yd. punt return (G. Davis, kick)	28 14
BRONCOS	3	9:09		E. McCaffrey 21 yd. pass from J. Elway (J. Elway, kick) (8-75, 3:32)	35 14
CHARGERS	4	6:19		G. Brown 1 yd. run (G. Davis, kick) (25-88, 9:33)	35 21
BRONCOS	4	4:16		J. Elam 32 yd. Field Goal (5-31, 2:03)	38 21
CHARGERS	4	0:28		E. Metcalf 10 yd. pass from C. Whelihan (G. Davis, kick) (15-67, 3:48)	38 28

FINAL BRONCOS DEFENSIVE STATISTICS

(Based on coaches' film review)

Player	UT	A	TT	PD	FR	FF	S-Yds	I-Yds	Player	UT	A	TT	PD	FR	FF	S-Yds	I-Yds
B. Romanowski	7	2	9	0	0	0	0-0	0-0	A. Williams	2	1	3	0	0	0	0-0	0-0
J. Mobley	6	3	9	1	0	1	0-0	0-0	K. Burns	2	0	2	0	0	0	0-0	0-0
R. Crockett	6	1	7	2	0	0	0-0	0-0	G. Cadrez	1	0	1	0	0	0	0-0	0-0
S. Atwater	3	4	7	3	0	0	0-0	1-22t	D. Dodge	0	0	0	0	0	0	0-0	0-0
D. Gordon	4	1	5	1	0	0	0-0	0-0	H. Hasselbach	0	0	0	1	0	0	0-0	0-0
T. Braxton	4	0	4	3	0	0	0-0	0-0	M. Lodish	0	0	0	0	0	0	0-0	0-0
N. Smith	3	1	4	0	0	0	1-0	0-0	T. McKyer	0	0	0	1	0	0	0-0	0-0
A. Aldridge	1	3	4	0	0	0	0-0	0-0	M. Tanuvasa	0	0	0	0	0	0	0-0	0-0
D. Johnson	3	0	3	0	0	0	0-0	0-0	T. Veland	0	0	0	1	0	0	0-0	0-0
T. Pryce	3	0	3	0	0	0	0-0	0-0	Team Totals	47	17	64	13	0	1	1-0	2-42
K. Traylor	2	1	3	0	0	0	0-0	0-0									

FINAL INDIVIDUAL STATISTICS

Denver Broncos							
RUSHING	ATT	YDS	AVG	LG	TD		
T. Davis	26	178	6.8	24	1		
R. Smith	1	21	21.0	21	0		
J. Elway	1	-1	-1.0	-1	0		
H. Griffith	1	0	0.0	0	0		
Total	29	198	6.8	24	1		

PASSING	ATT	CMP	YDS	TD	LG	INT	
J. Elway	33	20	240	0/0	3	29	0
Total	33	20	240	0/0	3	29	0

PASS RECEIVING	NO	YDS	LG	TD
E. McCaffrey	7	111	29	2
S. Sharpe	4	46	23	0
R. Smith	4	40	14	1
T. Davis	4	36	16	0
D. Carswell	1	7	7	0
Total	20	240	29	3

INTERCEPTIONS	NO	YDS	LG	TD
S. Atwater	1	22	22	1
T. Braxton	1	20	20	0
Total	2	42	22	1

PUNTING	NO	YDS	AVG	TB	IN20	LG
T. Rouen	1	50	50.0	0	0	50
Total	1	50	50.0	0	0	50

PUNT RETURNS	NO	FC	YDS	LG	TD
D. Gordon	2	1	24	17	0
(DOWNED)	1	0	0	0	0
Returns	2	1	24	17	0

KICKOFF RETURNS	NO	FC	YDS	LG	TD
V. Hebron	3	0	64	25	0
K. Burns	0	0	0	0	0
Returns	3	0	64	25	0

Returns	2	24	17	0	
KICKOFF RETURNS	NO	FC	YDS	LG	TD
V. Hebron	3	0	64	25	0
K. Burns	0	0	0	0	0

San Diego Chargers							
RUSHING	ATT	YDS	AVG	LG	TD		
G. Brown	12	21	1.8	9	1		
T. Fletcher	6	17	2.8	8	0		
C. Whelihan	2	9	4.5	6	0		
A. Craver	1	0	0.0	0	0		
Total	21	47	2.2	9	1		

PASSING	ATT	CMP	YDS	TD	LG	INT	
C. Whelihan	51	23	222	1/0	2	25	2
Total	51	23	222	1/0	2	25	2

PASS RECEIVING	NO	YDS	LG	TD
T. Martin	8	78	19	1
B. Still	4	44	20	0
E. Metcalf	4	38	15	1
T. Fletcher	3	32	25	0
F. Hartley	2	17	9	0
C. Jones	1	9	9	0
F. Jones	1	4	4	0
Total	23	222	25	2

INTERCEPTIONS	NO	YDS	LG	TD
Total	0	0	0	0

PUNTING	NO	YDS	AVG	TB	IN20	LG
D. Bennett	4	175	43.8	0	0	53
Total	4	175	43.8	0	0	53

PUNT RETURNS	NO	FC	YDS	LG	TD
E. Metcalf	1	0	83	83t	1
Returns	1	0	83	83t	1

KICKOFF RETURNS	NO	FC	YDS	LG	TD
K. Bynum	7	0	158	57	0
J. Burgess	0	0	0	0	0
Returns	7	0	158	57	0

KICKOFF RETURNS	NO	FC	YDS	LG	TD
K. Bynum	7	0	158	57	0
J. Burgess	0	0	0	0	0
Returns	7	0	158	57	0

FINAL TEAM STATISTICS

TOTAL FIRST DOWNS	VISITOR BRONCOS	HOME CHARGERS
By Rushing	28	22
By Passing	12	5
By Penalty	14	10
Total	54	37
THIRD DOWN EFFICIENCY	5-9-56%	7-17-41%
FOURTH DOWN EFFICIENCY	0-1-0%	3-3-100%
TOTAL NET YARDS	438	269
Total Offensive Plays (inc. times thrown passing)	62	73
Average gain per offensive play	7.1	3.7
NET YARDS RUSHING	198	47
Total Rushing Plays	29	21
Average gain per rushing play	6.8	2.2
NET YARDS PASSING	240	222
Times thrown - yards lost attempting to pass	0-0	1-0
Gross yards passing	240	222
PASS ATTEMPTS-COMPLETIONS-HAD INTERCEPTED	33-20-0	51-23-2
Average gain per pass play (inc. # thrown passing)	7.3	4.3
KICKOFFS Number-In End Zone-Touchbacks	7-0-0	5-0-0
PUNTS Number and Average	1-50	4-43.8
Had Blocked	0	0
FGs - PATs Had Blocked	1-0	0-0
TOTAL RETURN YARDAGE (Not Including Kickoffs)	66	83
No. and Yards Punt Returns	2-24	1-83
No. and Yards Kickoff Returns	3-64	7-158
No. and Yards Interception Returns	2-42	0-0
PENALTIES Number and Yards	12-92	10-71
FUMBLES Number and Lost	0-0	2-0
TOUCHDOWNS	5	4
Rushing	1	1
Passing	3	2
Fumbles	1	1
EXTRA POINTS Made-Attempts	5-5	4-4
Kicking Made-Attempts	5-5	4-4
FIELD GOALS Made-Attempts	1-2	0-0
SAFETIES	0	0
FINAL SCORE	38	28
TIME OF POSSESSION	29:59	30:01

14

PITTSBURGH 35, DENVER 24

Dec. 7, 1997 • Three Rivers Stadium • Pittsburgh, Pa.



Weather: Cloudy/Snow Flurries, 33° (wind chill 10°), Wind W 17 mph • **Attendance:** 59,739 • **Time:** 3:09

The Broncos suffered their third defeat of the season in a 35-24 loss to the Pittsburgh Steelers in front of 59,739 at Three Rivers Stadium. The loss dropped Denver into a tie for first place in the AFC West with Kansas City.

The contest began on a positive note for the Broncos, as they scored on three of their first four possessions to open up a 21-7 lead. The first touchdown was set up when cornerback Darrien Gordon stripped the ball from Pittsburgh's George Jones after a reception, and Tyrone Braxton recovered the fumble, putting Denver in business at the Steelers' 37-yard line. From there John Elway connected with Rod Smith on a 37-yard touchdown pass to put Denver up 7-0 and put himself over 3,000 yards passing for an NFL record-tying 12th time. After Pittsburgh answered with the first of three Kordell Stewart-to-Yancey Thigpen hookups of the day, Terrell Davis broke his own team record with his 14th rushing touchdown of the season to give Denver a 14-7 advantage.

The lead grew to 21-7 in the second quarter, as Elway hooked up with Smith for the 10th time this season. The catch also put Smith over the 1,000-yard receiving mark, giving Denver a 3,000-yard passer, 1,500-yard rusher and a 1,000-yard receiver for an NFL-record second straight season, and only the sixth time in NFL history. But the Steelers' offense took over from that point, as Stewart and Thigpen connected twice more for scores before the end of the half (69 and 21 yards) to knot the score at 21-21 at the break. In the second half, Pittsburgh answered Denver's field goal with two more touchdowns, on Kordell Stewart runs of four and nine yards, and held the Broncos without a touchdown in the second half.

During the game, Davis moved into third place all-time in rushing yards during the first three years of a career and went over the 2,000-yard mark in total yards from scrimmage; Elway reached the 3,000-yard passing mark and the 200-yard rushing mark for an NFL-record 10th time, and Denver set a new franchise record for touchdowns in a season with 48 after only 14 games. Smith finished the contest with four catches for 115 yards and two touchdowns, while Thigpen had six catches for 175 yards and three touchdowns and Stewart completed 18 of 29 passes for 303 yards and three touchdowns. Jerome Bettis added 125 yards on 24 carries for the Steelers.

OFFICIALS

Referee — Walt Coleman (65); **Umpire** — Rex Stuart (103); **Head Linesman** — Tom Stabile (24); **Line Judge** — Dave Anderson (61); **Back Judge** — Dick Creed (61); **Side Judge** — Neely Dunn (89); **Field Judge** — Bob Lawing (17)

STARTING LINEUPS

Denver Broncos				Pittsburgh Steelers			
Offense		Defense		Offense		Defense	
WR 80	R. Smith	LE 90	N. Smith	WR 82	Y. Thigpen	LE 74	N. Harrison
LT 85	G. Zimmerman	LT 94	K. Traylor	LT 65	J. Jackson	NT 93	J. Steed
LG 63	D. Diaz-Infante	RT 93	T. Pryce	LG 77	W. Wolford	RE 76	K. Henry
C 66	T. Nalen	RE 91	A. Williams	C 63	D. Dawson	LOLB 92	J. Gildon
RG 75	B. Habib	WLB 51	J. Mobley	RG 68	B. Stal	LILB 99	L. Kirkland
RT 77	T. Jones	MLB 57	A. Aldridge	RT 73	J. Strzelczyk	RILB 50	E. Holmes
TE 84	S. Sharpe	SLB 53	B. Romanowski	TE 87	M. Bruener	RCLB 54	D. Jones
WR 85	W. Green	LCB 39	R. Crockett	WR 81	C. Johnson	LCB 30	C. Scott
QB 7	J. Elway	RCB 23	D. Gordon	QB 10	K. Stewart	C. Lake	
HB 30	T. Davis	FS 27	S. Atwater	FB 34	T. Lester	SS 40	M. Bell
FB 29	H. Griffith	SS 34	T. Braxton	RB 36	J. Bettis	FS 39	M. Perry

DENVER SUBSTITUTIONS: K 1 J. Elam, P 16 T. Rouen, CB 21 R. Hilliard, RB 22 V. Hebron, CB 25 D. Johnson, CB 26 T. McKyer, RB 31 D. Loville, S 32 T. Veland, S 33 D. Dodge, RB 37 A. Lynn, FB 42 D. Smith, LB 56 K. Burns, LB 58 S. Russ, LB 59 G. Cadrez, T 74 H. Swayne, WR 81 P. Jeffers, TE 89 D. Carswell, DT 95 M. Perry, DE 96 H. Hasselbach, DT 97 M. Lodish, **DID NOT PLAY:** QB 6 B. Brister, G 62 D. Neil, TE 86 B. Chamberlain, **INACTIVE:** QB 8 J. Lewis, G 69 M. Schlereth, T 70 J. Brown, DE 72 E. Jones, WR 82 D. Gamble, WR 87 E. McCaffrey, DT 98 M. Tanuvasa, DT 99 D. Richie.

FIELD GOALS (made () & missed)

J. Elam	(35)	53S	N. Johnson	51WL	OT	TOTAL
VISITOR	Denver Broncos	1	2	3	4	24
HOME	Pittsburgh Steelers	14	7	3	0	35
		7	14	7	7	

Team	Qtr	Clock Time	SCORING PLAY	SCORE Visitor	Home
BRONCOS	1	9:38	R. Smith 37 yd. pass from J. Elway (J. Elam, kick) (3-37, 0:19)	7	0
STEELERS	1	5:26	Y. Thigpen 33 yd. pass from K. Stewart (N. Johnson, kick) (7-81, 4:12)	7	7
BRONCOS	1	1:18	T. Davis 3 yd. run (J. Elam, kick) (8-72, 4:08)	14	7
BRONCOS	2	10:46	R. Smith 25 yd. pass from J. Elway (J. Elam, kick) (11-61, 4:05)	21	14
STEELERS	2	6:35	Y. Thigpen 69 yd. pass from K. Stewart (N. Johnson, kick) (3-80, 1:24)	21	21
STEELERS	2	1:05	Y. Thigpen 21 yd. pass from K. Stewart (N. Johnson, kick) (8-50, 4:23)	24	21
BRONCOS	3	6:54	J. Elam 35 yd. Field Goal (14-53, 6:06)	24	28
STEELERS	3	2:16	K. Stewart 4 yd. run (N. Johnson, kick) (11-78, 8:38)	24	35
STEELERS	4	1:57	K. Stewart 9 yd. run (N. Johnson, kick) (9-57, 2:55)	24	35

FINAL BRONCOS DEFENSIVE STATISTICS

(Based on coaches' film review)

Player	UT	A	TT	PD	FR	FF	S-Yds	I-Yds	Player	UT	A	TT	PD	FR	FF	S-Yds	I-Yds
J. Mobley	5	7	12	1	0	0	0-0	0-0	M. Lodish	1	2	3	0	0	0	0-0	0-0
R. Crockett	7	2	9	0	0	0	0-0	0-0	B. Romanowski	2	0	2	0	0	0	0-0	0-0
S. Atwater	6	2	8	0	0	0	0-0	0-0	T. Pryce	1	1	2	0	0	0	0-0	0-0
T. Braxton	6	2	8	0	1	0	0-0	0-0	D. Johnson	1	0	1	0	0	0	0-0	0-0
A. Aldridge	5	2	7	0	0	0	0-0	0-0	K. Burns	0	0	0	0	0	0	0-0	0-0
N. Smith	5	0	5	0	0	0	0-0	0-0	G. Cadrez	0	0	0	0	0	0	0-0	0-0
D. Gordon	3	0	3	1	0	1	0-0	1-0	H. Hasselbach	0	0	0	0	0	0	0-0	0-0
T. McKyer	3	0	3	0	0	1	1-13	0-0	M. Perry	0	0	0	0	0	0	0-0	0-0
K. Traylor	3	0	3	0	0	0	0-0	0-0	Team Totals	51	18	69	2	1	2	1-13	1-0
A. Williams	3	0	3	0	0	0	0-0	0-0									

FINAL INDIVIDUAL STATISTICS

DENVER BRONCOS											PITTSBURGH STEELERS																																		
RUSHING	ATT	YDS	AVG	LG	TD	PASSING	ATT	YDS	AVG	LG	TD	RUSHING	ATT	YDS	AVG	LG	TD	PASSING	ATT	YDS	AVG	LG	TD																						
T. Davis	21	75	3.6	8	1	J. Stewart	29	18	303	1/13	3	J. Bettis	24	125	5.2	24	0	K. Stewart	10	49	4.9	19	2																						
T. Elway	2	23	11.5	14	0	G. Jones	2	12	6.0	8	0	K. Stewart	2	12	6.0	8	0	G. Jones	2	12	6.0	8	0																						
R. Smith	1	-9	-9.0	-9	0	Total	42	17	248	2/17	2	41	1	Total	36	186	5.2	24	2	Total	29	18	303	1/13	3	691	1																		
Total	24	89	3.7	14	1	PASS RECEIVING	NO	YDS	LG	TD	PASS RECEIVING	NO	YDS	LG	TD <td>PASS RECEIVING</td> <td>NO</td> <th>YDS</th> <th>LG</th> <th>TD<td>PASS RECEIVING</td><td>NO</td><th>YDS</th><th>LG</th><th>TD</th></th>	PASS RECEIVING	NO	YDS	LG	TD <td>PASS RECEIVING</td> <td>NO</td> <th>YDS</th> <th>LG</th> <th>TD</th>	PASS RECEIVING	NO	YDS	LG	TD																				
P. Elway	42	17	248	2/17	2	41	1	Y. Thigpen	6	175	691	3	Y. Thigpen	6	175	691	3	Y. Thigpen	6	175	691	3	Y. Thigpen	6	175	691	3																		
Total	42	17	248	2/17	2	41	1	C. Johnson	4	29	14	0	C. Johnson	4	29	14	0	C. Johnson	4	29	14	0	C. Johnson	4	29	14	0																		
PASS RECEIVING	NO	YDS	LG	TD <td>H. Griffith</td> <td>3</td> <td>54</td> <td>31</td> <td>0</td> <td>C. Hawkins</td> <td>3</td> <td>42</td> <td>20</td> <td>0</td> <td>C. Hawkins</td> <td>3</td> <td>42</td> <td>20</td> <td>0</td> <td>C. Hawkins</td> <td>3</td> <td>42</td> <td>20</td> <td>0</td> <td>C. Hawkins</td> <td>3</td> <td>42</td> <td>20</td> <td>0</td>	H. Griffith	3	54	31	0	C. Hawkins	3	42	20	0	C. Hawkins	3	42	20	0	C. Hawkins	3	42	20	0	C. Hawkins	3	42	20	0																
R. Smith	4	115	41	2	W. Green	3	26	23	0	G. Jones	3	37	25	0	G. Jones	3	37	25	0	G. Jones	3	37	25	0	G. Jones	3	37	25	0																
H. Griffith	4	18	8	0	T. Davis	2	19	10	0	W. Blackwell	1	13	13	0	W. Blackwell	1	13	13	0	W. Blackwell	1	13	13	0	W. Blackwell	1	13	13	0																
W. Green	3	26	23	0	P. Jeffers	1	16	16	0	M. Bruener	1	7	7	0	M. Bruener	1	7	7	0	M. Bruener	1	7	7	0	M. Bruener	1	7	7	0																
T. Davis	2	19	10	0	S. Sharpe	17	248	41	2	Total	18	303	691	3	Total	18	303	691	3	Total	18	303	691	3	Total	18	303	691	3																
P. Jeffers	1	16	16	0	INTERCEPTIONS	NO	YDS	LG	TD <td>INTERCEPTIONS</td> <td>NO</td> <th>YDS</th> <th>LG</th> <th>TD<td>INTERCEPTIONS</td><td>NO</td><th>YDS</th><th>LG</th><th>TD<td>INTERCEPTIONS</td><td>NO</td><th>YDS</th><th>LG</th><th>TD<td>INTERCEPTIONS</td><td>NO</td><th>YDS</th><th>LG</th><th>TD</th></th></th></th>	INTERCEPTIONS	NO	YDS	LG	TD <td>INTERCEPTIONS</td> <td>NO</td> <th>YDS</th> <th>LG</th> <th>TD<td>INTERCEPTIONS</td><td>NO</td><th>YDS</th><th>LG</th><th>TD<td>INTERCEPTIONS</td><td>NO</td><th>YDS</th><th>LG</th><th>TD</th></th></th>	INTERCEPTIONS	NO	YDS	LG	TD <td>INTERCEPTIONS</td> <td>NO</td> <th>YDS</th> <th>LG</th> <th>TD<td>INTERCEPTIONS</td><td>NO</td><th>YDS</th><th>LG</th><th>TD</th></th>	INTERCEPTIONS	NO	YDS	LG	TD <td>INTERCEPTIONS</td> <td>NO</td> <th>YDS</th> <th>LG</th> <th>TD</th>	INTERCEPTIONS	NO	YDS	LG	TD																
S. Sharpe	17	248	41	2	D. Gordon	1	0	0	0	M. Bell	1	3	3	0	M. Bell	1	3	3	0	M. Bell	1	3	3	0	M. Bell	1	3	3	0																
Total	17	248	41	2	Total	1	0	0	0	Total	1	3	3	0	Total	1	3	3	0	Total	1	3	3	0	Total	1	3	3	0																
INTERCEPTIONS	NO	YDS	LG	TD <td>PUNTING</td> <td>NO</td> <th>YDS</th> <th>AVG</th> <th>TB</th> <th>IN20</th> <th>LG<td>PUNTING</td><td>NO</td><th>YDS</th><th>AVG</th><th>TB</th><th>IN20</th><th>LG<td>PUNTING</td><td>NO</td><th>YDS</th><th>AVG</th><th>TB</th><th>IN20</th><th>LG<td>PUNTING</td><td>NO</td><th>YDS</th><th>AVG</th><th>TB</th><th>IN20</th><th>LG</th></th></th></th>	PUNTING	NO	YDS	AVG	TB	IN20	LG <td>PUNTING</td> <td>NO</td> <th>YDS</th> <th>AVG</th> <th>TB</th> <th>IN20</th> <th>LG<td>PUNTING</td><td>NO</td><th>YDS</th><th>AVG</th><th>TB</th><th>IN20</th><th>LG<td>PUNTING</td><td>NO</td><th>YDS</th><th>AVG</th><th>TB</th><th>IN20</th><th>LG</th></th></th>	PUNTING	NO	YDS	AVG	TB	IN20	LG <td>PUNTING</td> <td>NO</td> <th>YDS</th> <th>AVG</th> <th>TB</th> <th>IN20</th> <th>LG<td>PUNTING</td><td>NO</td><th>YDS</th><th>AVG</th><th>TB</th><th>IN20</th><th>LG</th></th>	PUNTING	NO	YDS	AVG	TB	IN20	LG <td>PUNTING</td> <td>NO</td> <th>YDS</th> <th>AVG</th> <th>TB</th> <th>IN20</th> <th>LG</th>	PUNTING	NO	YDS	AVG	TB	IN20	LG													
D. Gordon	1	0	0	0	J. Miller	3	136	45.3	0	0	57	J. Miller	3	136	45.3	0	0	54	J. Miller	3	136	45.3	0	0	54	J. Miller	3	136	45.3	0	0	54													
Total	1	0	0	0	Total	3	136	45.3	0	0	57	Total	3	136	45.3	0	0	54	Total	3	136	45.3	0	0	54	Total	3	136	45.3	0	0	54													
PUNTING	NO	YDS	AVG	TB	IN20	LG <td>PUNT RETURNS</td> <td>NO</td> <th>FC</th> <th>YDS</th> <th>LG</th> <th>TD<td>PUNT RETURNS</td><td>NO</td><th>FC</th><th>YDS</th><th>LG</th><th>TD<td>PUNT RETURNS</td><td>NO</td><th>FC</th><th>YDS</th><th>LG</th><th>TD<td>PUNT RETURNS</td><td>NO</td><th>FC</th><th>YDS</th><th>LG</th><th>TD<td>PUNT RETURNS</td><td>NO</td><th>FC</th><th>YDS</th><th>LG</th><th>TD</th></th></th></th></th>	PUNT RETURNS	NO	FC	YDS	LG	TD <td>PUNT RETURNS</td> <td>NO</td> <th>FC</th> <th>YDS</th> <th>LG</th> <th>TD<td>PUNT RETURNS</td><td>NO</td><th>FC</th><th>YDS</th><th>LG</th><th>TD<td>PUNT RETURNS</td><td>NO</td><th>FC</th><th>YDS</th><th>LG</th><th>TD<td>PUNT RETURNS</td><td>NO</td><th>FC</th><th>YDS</th><th>LG</th><th>TD</th></th></th></th>	PUNT RETURNS	NO	FC	YDS	LG	TD <td>PUNT RETURNS</td> <td>NO</td> <th>FC</th> <th>YDS</th> <th>LG</th> <th>TD<td>PUNT RETURNS</td><td>NO</td><th>FC</th><th>YDS</th><th>LG</th><th>TD<td>PUNT RETURNS</td><td>NO</td><th>FC</th><th>YDS</th><th>LG</th><th>TD</th></th></th>	PUNT RETURNS	NO	FC	YDS	LG	TD <td>PUNT RETURNS</td> <td>NO</td> <th>FC</th> <th>YDS</th> <th>LG</th> <th>TD<td>PUNT RETURNS</td><td>NO</td><th>FC</th><th>YDS</th><th>LG</th><th>TD</th></th>	PUNT RETURNS	NO	FC	YDS	LG	TD <td>PUNT RETURNS</td> <td>NO</td> <th>FC</th> <th>YDS</th> <th>LG</th> <th>TD</th>	PUNT RETURNS	NO	FC	YDS	LG	TD									
T. Rouen	4	174	43.5	1	0	57	D. Gordon	3	0	24	10	0	W. Blackwell	1	1	15	15	0	W. Blackwell	1	0	0	0	0	W. Blackwell	1	0	0	0	0	0	W. Blackwell	1	0	0	0	0	0							
Total	4	174	43.5	1	0	57	Total	3	0	24	10	0	(OUT OF BOUNDS)	1	0	0	0	0	(OUT OF BOUNDS)	1	0	0	0	0	(OUT OF BOUNDS)	1	0	0	0	0	0	(OUT OF BOUNDS)	1	0	0	0	0	0							
PUNT RETURNS	NO	FC	YDS	LG	TD <td>0</td> <td>D. Gordon</td> <td>3</td> <td>0</td> <td>24</td> <td>10</td> <td>0</td> <td>(TOUCHBACK)</td> <td>1</td> <td>0</td> <td>0</td> <td>0</td> <td>0</td> <td>(TOUCHBACK)</td> <td>1</td> <td>0</td> <td>0</td> <td>0</td> <td>0</td> <td>(TOUCHBACK)</td> <td>1</td> <td>0</td> <td>0</td> <td>0</td> <td>0</td> <td>0</td> <td>(TOUCHBACK)</td> <td>1</td> <td>0</td> <td>0</td> <td>0</td> <td>0</td> <td>0</td>	0	D. Gordon	3	0	24	10	0	(TOUCHBACK)	1	0	0	0	0	(TOUCHBACK)	1	0	0	0	0	(TOUCHBACK)	1	0	0	0	0	0	(TOUCHBACK)	1	0	0	0	0	0							
D. Gordon	3	0	24	10	0	0	Returns	3	24	10	0	0	Returns	1	15	15	0	0	Returns	1	15	15	0	0	Returns	1	15	15	0	0	0	Returns	1	15	15	0	0	0							
Returns	3	24	10	0	0	0	KICKOFF RETURNS	NO	FC	YDS	LG	TD <td>KICKOFF RETURNS</td> <td>NO</td> <th>FC</th> <th>YDS</th> <th>LG</th> <th>TD<td>KICKOFF RETURNS</td><td>NO</td><th>FC</th><th>YDS</th><th>LG</th><th>TD<td>KICKOFF RETURNS</td><td>NO</td><th>FC</th><th>YDS</th><th>LG</th><th>TD<td>KICKOFF RETURNS</td><td>NO</td><th>FC</th><th>YDS</th><th>LG</th><th>TD</th></th></th></th>	KICKOFF RETURNS	NO	FC	YDS	LG	TD <td>KICKOFF RETURNS</td> <td>NO</td> <th>FC</th> <th>YDS</th> <th>LG</th> <th>TD<td>KICKOFF RETURNS</td><td>NO</td><th>FC</th><th>YDS</th><th>LG</th><th>TD<td>KICKOFF RETURNS</td><td>NO</td><th>FC</th><th>YDS</th><th>LG</th><th>TD</th></th></th>	KICKOFF RETURNS	NO	FC	YDS	LG	TD <td>KICKOFF RETURNS</td> <td>NO</td> <th>FC</th> <th>YDS</th> <th>LG</th> <th>TD<td>KICKOFF RETURNS</td><td>NO</td><th>FC</th><th>YDS</th><th>LG</th><th>TD</th></th>	KICKOFF RETURNS	NO	FC	YDS	LG	TD <td>KICKOFF RETURNS</td> <td>NO</td> <th>FC</th> <th>YDS</th> <th>LG</th> <th>TD</th>	KICKOFF RETURNS	NO	FC	YDS	LG	TD									
KICKOFF RETURNS	NO	FC	YDS	LG	TD <td>0</td> <td>V. Hebron</td> <td>6</td> <td>0</td> <td>114</td> <td>23</td> <td>0</td> <td>W. Blackwell</td> <td>3</td> <td>0</td> <td>41</td> <td>20</td> <td>0</td> <td>W. Blackwell</td> <td>3</td> <td>0</td> <td>41</td> <td>20</td> <td>0</td> <td>W. Blackwell</td> <td>3</td> <td>0</td> <td>41</td> <td>20</td> <td>0</td> <td>0</td> <td>W. Blackwell</td> <td>3</td> <td>0</td> <td>41</td> <td>20</td> <td>0</td> <td>0</td>	0	V. Hebron	6	0	114	23	0	W. Blackwell	3	0	41	20	0	W. Blackwell	3	0	41	20	0	W. Blackwell	3	0	41	20	0	0	W. Blackwell	3	0	41	20	0	0							
V. Hebron	6	0	114	23	0	0	Returns	6	114	23	0	0	A. Coleman	2	0	34	19	0	A. Coleman	2	0	34	19	0	A. Coleman	2	0	34	19	0	0	A. Coleman	2	0	34	19	0	0							
Returns	6	114	23	0	0	0	Total	6	114	23	0	0	Returns	5	75	20	0	0	Returns	5	75	20	0	0	Returns	5	75	20	0	0	0	Returns	5	75	20	0	0	0							
Denver Broncos	Own	Opp.	Out	Denver Broncos	Own	Opp.	Out	Pittsburgh Steelers	Own	Opp.	Out	Pittsburgh Steelers	Own	Opp.	Out	FUMBLES	Fum	Rec.	Yds	TD	FF	Rec.	Yds	TD	FUMBLES	Fum	Rec.	Yds	TD	FF	Rec.	Yds	TD	FUMBLES	Fum	Rec.	Yds	TD							
FUMBLES	Fum	Rec.	Yds	TD	FF	Rec.	Yds	TD	Bnds	FUMBLES	Fum	Rec.	Yds	TD	FF	Rec.	Yds	TD	Bnds	FUMBLES	Fum	Rec.	Yds	TD	Bnds	FUMBLES	Fum	Rec.	Yds	TD	FF	Rec.	Yds	TD	Bnds										
D. Gordon	0	0	0	0	1	0	0	0	0	G. Jones	1	0	0	0	0	0	0	0	0	G. Jones	1	0	0	0	0	G. Jones	1	0	0	0	0	0	0	0	0	G. Jones	1	0	0	0	0	0			
T. Braxton	0	0	0	0	1	13	0	0	0	W. Blackwell	1	1	0	0	0	0	0	0	0	W. Blackwell	1	1	0	0	0	W. Blackwell	1	1	0	0	0	0	0	0	0	W. Blackwell	1	1	0	0	0	0			
T. McKyer	0	0	0	0	1	0	0	0	0	K. Stewart	1	1	0	0	0	0	0	0	0	K. Stewart	1	1	0	0	0	K. Stewart	1	1	0	0	0	0	0	0	0	K. Stewart	1	1	0	0	0	0			
R. Smith	1	0	0	0	0	0	0	0	1	L. Kirkland	0	0	0	0	1	0	0	0	0	L. Kirkland	0	0	0	0	1	L. Kirkland	0	0	0	0	1	0	0	0	0	L. Kirkland	0	0	0	0	1	0	0	0	0
Total	1	0	0	0	2	1	13	0	1	Total	3	2	0	0	1	0	0	0	0	Total	3	2	0	0	1	Total	3	2	0	0	1	0	0	0	0	Total	3	2	0	0	1	0	0	0	0

FINAL TEAM STATISTICS

		VISITOR BRONCOS	HOME STEELERS
TOTAL FIRST DOWNS		18	22
By Rushing		6	10
By Passing		11	11
By Penalty		1	1
THIRD DOWN EFFICIENCY		9-17-53%	5-11-45%
FOURTH DOWN EFFICIENCY		0-1-0%	2-2-100%
TOTAL NET YARDS		320	476
Total Offensive Plays (inc. times thrown passing)		68	66
Average gain per offensive play		4.7	7.2
NET YARDS RUSHING		89	186
Total Rushing Plays		24	36
Average gain per rushing play		3.7	5.2
NET YARDS PASSING		231	290
Times thrown - yards lost attempting to pass		2-17	1-13
Gross yards passing		248	303
PASS ATTEMPTS-COMPLETIONS-HAD INTERCEPTED		42-17-1	29-18-1
Average gain per pass play (inc. # thrown passing)		5.3	9.7
KICKOFFS Number-In End Zone-Touchbacks		5-0-0	6-0-0
PUNTS Number and Average		4-43.5	3-45.3
Had Blocked		0	0
FGs - PATs Had Blocked		1-0	0-0
TOTAL RETURN YARDAGE (Not Including Kickoffs)		24	18
No. and Yards Punt Returns		3-24	1-15
No. and Yards Kickoff Returns		6-114	5-75
No. and Yards Interception Returns		1-0	1-3
PENALTIES Number and Yards		4-33	5-35
FUMBLES Number and Lost		1-0	3-1
TOUCHDOWNS		3	5
Rushing		1	2
Passing		2	3
Fumbles		0	0
EXTRA POINTS Made-Attempts		3-3	5-5
Kicking Made-Attempts		3-3	5-5
FIELD GOALS Made-Attempts		1-2	0-1
SAFETIES		0	0
FINAL SCORE		24	35
TIME OF POSSESSION		27:31	32:29

15

SAN FRANCISCO 34, DENVER 17

Dec. 15, 1997 • 3Com Park • San Francisco, Calif.



Weather: Partly Cloudy, 50°, Wind W 10 mph • Attendance: 68,461 • Time: 3:18

Denver suffered its fourth loss of the season, dropping a 34-17 decision to the San Francisco 49ers before 68,461 fans at 3Com Park and an ABC Monday Night Football national television audience. The loss ended Denver's hopes of winning back-to-back AFC Western division titles and guaranteed San Francisco home-field advantage throughout the NFC Playoffs.

As in Denver's previous two losses, the Broncos let a double-digit lead slip away, this time squandering a 10-0 first quarter advantage that was built after a fumbled punt recovery by Dedrick Dodge that was turned into a four-yard touchdown run by Terrell Davis, and a 49-yard field goal by Jason Elam. Davis' touchdown tied the team record he set last year for most total touchdowns in a season with 15. It was, however, to be one of his last carries of the evening, as he suffered a mild anterior cruciate sprain of his right shoulder in the second quarter and was forced out of the game.

The second stanza belonged to the Niners, who scored 14 unanswered points to take a 14-10 lead to the locker room. The first touchdown came on a 14-yard pass from Steve Young to Jerry Rice, as Rice was playing in his first contest since suffering a major knee injury back in the first week of the season.

After Vaughn Hebronn's one-yard touchdown run gave the Broncos a 17-14 lead early in the third quarter, the 49ers scored 20 unanswered points, including 14 on defense and three more that were set up by the defense. With the game tied at 17-17, courtesy of a Gary Anderson 32-yard field goal, Merton Hanks intercepted a John Elway pass and ran it back 55 yards for a score. After another 49er field goal, Kevin Greene sacked Elway, forced and recovered a fumble, and ran it back 40 yards for another defensive score, put San Francisco up 34-17. Denver was unable to muster any more points after that.

Elway finished the evening 16 of 41 for 150 yards and two interceptions, while Davis had 28 yards on 10 carries, the lowest totals of his career. Wide receiver Rod Smith (73 yards) and tight end Shannon Sharpe (60 yds.) led the team with five receptions each, while Alfred Williams paced the defense with two sacks.

OFFICIALS

Referee — Phil Luckett (59); Umpire — Ron Botchan (110); Head Linesman — Gary Slaughter (30); Line Judge — Tom Barnes (55); Back Judge — Tony Corrente (99); Side Judge — Doug Toole (4); Field Judge — Don Dorkowski (113)

STARTING LINEUPS

Denver Broncos

Offense	Defense
WR 80 R. Smith	LE 90 N. Smith
LT 65 G. Zimmerman	LT 94 K. Traylor
LG 63 D. Diaz-Infante	RT 96 M. Tanuvasa
C 66 T. Nalen	RE 91 A. Williams
RG 75 B. Habib	WLB 51 J. Mobley
TE 77 T. Jones	MLB 57 A. Aldridge
RT 84 S. Sharpe	SLB 53 B. Romanowski
WR 87 E. McCaffrey	LCB 39 R. Crockett
QB 7 J. Elway	RCB 23 D. Gordon
HB 30 T. Davis	FS 27 S. Atwater
FB 29 H. Griffith	SS 34 T. Braxton

San Francisco 49ers

Offense	Defense
WR 83 J. Stokes	LE 92 R. Barker
LT 63 D. Deese	LT 97 B. Young
LG 65 R. Brown	RT 94 D. Stubblefield
C 67 C. Doleman	RE 56 C. Doleman
RG 68 K. Gogan	LOLB 54 L. Woodall
RT 76 K. Scrifford	LILB 50 G. Plummer
TE 84 B. Jones	RILB 51 K. Norton, Jr.
WR 81 T. Owens	LCB 26 R. Woodson
QB 8 S. Young	RCB 23 M. Pope
RB 41 T. Kirby	SS 46 T. McDonald
FB 40 W. Floyd	FS 36 M. Hanks

DENVER SUBSTITUTIONS: K 1 J. Elam, P 16 T. Rouse, CB 21 R. Hilliard, RB 22 V. Hebronn, CB 25 D. Johnson, CB 26 T. McKyer, RB 31 D. Loville, S 32 T. Veland, S 33 D. Dodge, RB 37 A. Lynn, FB 42 D. Smith, LB 56 K. Burns, LB 58 S. Russ, LB 59 G. Cadrez, T 74 H. Swayne, WR 81 P. Jeffers, WR 85 W. Green, TE 89 D. Carswell, DT 93 T. Pryce, DE 96 H. Hasselbach, DT 97 M. Lodish, DID NOT PLAY: QB 6 B. Brister, G 62 D. Neil, INACTIVE: QB 8 J. Lewis, G 69 M. Schlereth, T 70 J. Brown, DE 72 E. Jones, TE 86 B. Chamberlain, WR 88 S. Wilson, DT 95 M. Perry, DT 99 D. Richie.

FIELD GOALS (made () & missed)

J. Elam	(49) 44WL 29WL	G. Anderson	35WL (32) (20)
1	2	3	4
OT	TOTAL	OT	TOTAL
10	0	7	0
0	14	10	10
—	—	—	34

Team	Qtr	Clock	SCORING PLAY	SCORE
BRONCOS	1	8:14	T. Davis 4 yd. run (J. Elam, kick) (2-6, 0:47)	7 0
BRONCOS	1	1:31	J. Elam 49 yd. Field Goal (10-27, 4:26)	10 0
NINERS	2	6:53	J. Rice 14 yd. pass from S. Young (G. Anderson, kick) (12-92, 7:05)	10 7
NINERS	2	0:22	T. Kirby 1 yd. run (G. Anderson, kick) (7-65, 1:48)	10 10
BRONCOS	3	10:30	V. Hebronn 1 yd. run (J. Elam, kick) (9-71, 4:30)	17 14
NINERS	3	6:59	G. Anderson 32 yd. Field Goal (10-53, 3:31)	17 17
NINERS	3	5:57	M. Hanks 55 yd. Interception return (G. Anderson, kick)	17 24
NINERS	4	9:05	G. Anderson 20 yd. Field Goal (4-9, 1:42)	17 27
NINERS	4	4:05	K. Greene 40 yd. fumble return (G. Anderson, kick)	17 34

FINAL BRONCOS DEFENSIVE STATISTICS

(Based on unofficial press box statistics)

Player	UT	A	TT	PD	FR	FF	S-Yds	I-Yds	Player	UT	A	TT	PD	FR	FF	S-Yds	I-Yds
J. Mobley	7	3	10	0	0	0	0-0	0-0	H. Hasselbach	1	0	1	0	0	0	0-0	0-0
B. Romanowski	9	0	9	0	0	0	0-0	0-0	D. Johnson	1	0	1	1	0	0	0-0	0-0
T. Pryce	5	2	7	0	0	0	0-0	0-0	N. Smith	1	0	1	0	0	0	0-0	0-0
R. Crockett	6	0	6	0	0	0	0-0	0-0	G. Cadrez	0	0	0	0	0	0	0-0	0-0
T. Braxton	5	1	6	0	0	0	0-0	0-0	R. Hilliard	0	0	0	0	0	0	0-0	0-0
A. Aldridge	5	2	5	0	0	0	0-0	0-0	M. Lodish	0	0	0	0	0	0	0-0	0-0
S. Atwater	3	0	3	0	0	0	0-0	0-0	T. McKyer	0	0	0	0	0	0	0-0	0-0
D. Gordon	2	0	2	1	0	0	0-0	0-0	M. Tanuvasa	0	0	0	0	0	0	0-0	0-0
K. Traylor	2	0	2	0	0	0	0-0	0-0	Team Totals	47	8	55	3	0	0	2-11	0-0
A. Williams	2	0	2	0	0	0	2-11	0-0									

FINAL INDIVIDUAL STATISTICS

Denver Broncos										San Francisco 49ers												
RUSHING	ATT	YDS	AVG	LG	TD					RUSHING	ATT	YDS	AVG	LG	TD							
V. Hebron	12	64	5.3	46	1					T. Kirby	15	27	1.8	8	1							
T. Davis	10	28	2.8	7	1					W. Floyd	7	19	2.7	4	0							
H. Griffith	1	4	4.0	4	0					S. Young	3	11	3.7	7	0							
										C. Levy	1	1	1.0	1	0							
Total	23	96	4.2	46	2					Total	26	58	2.2	8	1							
PASSING	ATT	CMP	YDS	TKD/YD	TD	LG	IN			PASSING	ATT	CMP	YDS	TKD/YD	TD	LG	IN					
J. Elway	41	16	150	1/9	0	26	2			S. Young	34	22	276	2/11	1	35	0					
Total	41	16	150	1/9	0	26	2			Total	34	22	276	2/11	1	35	0					
PASS RECEIVING			NO	YDS	LG	TD					PASS RECEIVING			NO	YDS	LG	TD					
R. Smith			5	73	26	0					T. Kirby			6	76	35	0					
S. Sharpe			5	60	22	0					B. Jones			4	68	24	0					
T. Davis			2	0	1	0					J. Rice			3	40	16	1					
W. Green			1	17	17	0					T. Owens			3	39	17	0					
E. McCaffrey			1	5	5	0					J. Stokes			3	32	13	0					
D. Carswell			1	0	0	0					W. Floyd			3	21	12	0					
V. Hebron			1	-5	-5	0																
Total			16	150	26	0					Total			22	276	35	1					
INTERCEPTIONS			NO	YDS	LG	TD					INTERCEPTIONS			NO	YDS	LG	TD					
											M. Hanks			1	55	55	1					
											L. Woodall			1	55	55	0					
Total			0	0	0	0					Total			2	110	55	1					
PUNTING	NO	YDS	AVG	TB	IN20	LG				PUNTING	NO	YDS	AVG	TB	IN20	LG						
T. Rouen	4	194	48.5	0	3	54				T. Thompson	5	181	36.2	1	0	50						
Total	4	194	48.5	0	3	54				Total	5	181	36.2	1	0	50						
PUNT RETURNS			NO	FC	YDS	LG	TD				PUNT RETURNS			NO	FC	YDS	LG	TD				
D. Gordon			1	0	0	0	0				C. Levy			2	0	19	12	0				
(DOWNED)			2	0	0	0	0				I. Uwaezuoke			1	0	0	0	0				
(OUT OF BOUNDS)			1	0	0	0	0				R. Woodson			1	0	0	0	0				
(TOUCHBACK)			1	0	0	0	0															
Returns			1	0	0	0	0				Returns			4	0	19	12	0				
KICKOFF RETURNS			NO	FC	YDS	LG	TD				KICKOFF RETURNS			NO	FC	YDS	LG	TD				
V. Hebron			4	0	50	16	0				C. Levy			4	0	86	31	0				
D. Loville			3	0	102	61	0															
Returns			7	0	152	61	0				Returns			4	0	86	31	0				
Denver Broncos FUMBLES	Own Rec.	Fum	Yds	TD	FF	Opp. Rec.	Fum	Yds	TD	Out Bnds	San Francisco 49ers FUMBLES	Own Rec.	Fum	Yds	TD	FF	Opp. Rec.	Fum	Yds	TD	Out Bnds	
D. Dodge	0	0	0	0	0	1	0	0	0	0	I. Uwaezuoke	1	0	0	0	0	0	0	0	0	0	0
D. Loville	1	0	0	0	0	0	0	0	0	0	Z. Bronson	0	0	0	0	1	0	0	0	0	0	
T. Veland	0	1	0	0	0	0	0	0	0	0	K. Greene	0	0	0	0	1	1	40	1	0	0	
J. Elway	1	0	0	0	0	0	0	0	0	0												
Total	2	1	0	0	0	1	0	0	0	0	Total	1	0	0	0	2	1	40	1	0	0	

FINAL TEAM STATISTICS

DENVER BRONCOS	VISITOR	HOME
TOTAL FIRST DOWNS	15	18
By Rushing	5	4
By Passing	7	12
By Penalty	3	2
THIRD DOWN EFFICIENCY	7-16-44%	5-13-38%
FOURTH DOWN EFFICIENCY	1-2-50%	0-0-0%
TOTAL NET YARDS	237	323
Total Offensive Plays (inc. times thrown passing)	65	62
Average gain per offensive play	3.6	5.2
NET YARDS RUSHING	96	58
Total Rushing Plays	23	26
Average gain per rushing play	4.2	2.2
NET YARDS PASSING	141	265
Times thrown — yards lost attempting to pass	1-9	2-11
Gross yards passing	150	276
PASS ATTEMPTS-COMPLETIONS-HAD INTERCEPTED	41-16-2	34-22-0
Average gain per pass play (inc. # thrown passing)	3.4	7.4
KICKOFFS Number-In End Zone-Touchbacks	4-0-0	7-0-0
PUNTS Number and Average	4-48.5	5-36.2
Had Blocked	0	0
FGs — PATs Had Blocked	0-0	0-0
TOTAL RETURN YARDAGE (Not Including Kickoffs)	0	129
No. and Yards Punt Returns	1-0	4-19
No. and Yards Kickoff Returns	7-152	4-86
No. and Yards Interception Returns	0-0	110
PENALTIES Number and Yards	5-46	11-95
FUMBLES Number and Lost	2-1	1-1
TOUCHDOWNS	2	4
Rushing	2	1
Passing	0	1
Interceptions	0	1
Fumbles	0	1
EXTRA POINTS Made-Attempts	2-2	4-4
Kicking Made-Attempts	3-3	4-4
FIELD GOALS Made-Attempts	1-3	2-3
SAFETIES	0	0
FINAL SCORE	17	34
TIME OF POSSESSION	27:46	32:14

16

DENVER 38, SAN DIEGO 3

Dec. 21, 1997 • Mile High Stadium • Denver



Weather: Partly Cloudy, 33° (wind chill 20°), Wind W 10 mph • Attendance: 69,632 • Time: 2:56

The Broncos closed out the 1997 regular season on a positive note, defeating San Diego 38-3 before 69,632 at Mile High Stadium. With the victory, Denver assured itself a home Wild Card game the following weekend against Jacksonville, and wrapped up its second straight undefeated regular season at home, a franchise first. The Broncos became only the third team since the 16-game schedule was instituted in 1978 (Dallas, 1980-81, Green Bay, 1996-97) to achieve this goal, and produced back-to-back season with 12 or more wins for the first time in franchise history.

A record-setting day for Denver started slowly, as the Chargers scored the only points of the first quarter on a 26-yard Greg Davis field goal. But in the second quarter, the Broncos scored 24 unanswered points (tied for second-most in franchise history) to take a commanding lead to the locker room. First, John Elway connected with Rod Smith on consecutive touchdown passes — the 11th and 12th of the season for Smith — for a 14-3 advantage, and then Elway hooked up with Ed McCaffrey for a one-yard score and a 21-3 lead. Jason Elam, who became the all-time leader in point-after-touchdown accuracy in this contest, added a 25-yard field goal to provide the halftime margin.

On the first play from scrimmage after the break, Elway hooked up with tight end Shannon Sharpe on a 68-yard touchdown play, the longest of Sharpe's career. He ended the day with eight receptions for 162 yards, giving him a career best 1,107 for the season and putting him over the 1,000-yard mark for the third time in his career (tied for most amongst tight ends) and the second consecutive season. It enabled Denver to become the one of only three teams (Detroit in 1995 and 1997) to have a 3,000-yard passer, 1,500-yard rusher and two 1,000-yard receivers. Denver would also finish tops in the NFL in both points scored (first time ever) and total offense (second straight season). Denver had led the AFC in scoring in 1973 and 1993.

The Broncos also scored 30 or more points nine times on the season, a franchise best, and produced nine double-digit victories in a season, a new franchise best. Elway's four touchdowns gave him 27 for the season, a career and franchise high.

OFFICIALS

Referee — Jerry Markbreit (9); Umpire — Chad Brown (31); Head Linesman — Terry Gierke (72); Line Judge — Gary Arthur (108); Back Judge — George Coleman (45); Side Judge — Laird Hayes (125); Field Judge — Don Hakes (96)

STARTING LINEUPS

San Diego Chargers				Denver Broncos			
Offense		Defense		Offense		Defense	
WR 81 T. Martin	LE 95 W. Fuller	WR 80 R. Smith	LE 90 N. Smith	LT 65 G. Zimmerman	LT 94 K. Traylor	LT 65 G. Zimmerman	LT 94 K. Traylor
LT 70 V. Parker	RT 97 J. Panella	LG 63 D. Diaz-Infante	RT 93 T. Pryce	LG 63 D. Diaz-Infante	RE 91 A. Williams	LG 63 D. Diaz-Infante	RE 91 A. Williams
LG 65 T. Sienkiewicz	RE 90 M. Coleman	RG 75 B. Habib	WLB 51 J. Mobley	RG 75 B. Habib	WLB 51 J. Mobley	RG 75 B. Habib	WLB 51 J. Mobley
C 63 R. McKenzie	OLB 56 P. Sapp	RT 77 T. Jones	MLB 57 A. Aldridge	RT 77 T. Jones	MLB 57 A. Aldridge	RT 77 T. Jones	MLB 57 A. Aldridge
RG 69 B. Bordelon	ILB 53 L. Bush	TE 84 S. Sharpe	SLB 53 B. Romanowski	TE 84 S. Sharpe	SLB 53 B. Romanowski	TE 84 S. Sharpe	SLB 53 B. Romanowski
RT 75 T. Berti	ILB 55 J. Seau	WR 87 E. McCaffrey	LCB 39 R. Crockett	WR 87 E. McCaffrey	LCB 39 R. Crockett	WR 87 E. McCaffrey	LCB 39 R. Crockett
TE 89 F. Hartley	ILB 53 L. Bush	QB 7 J. Elway	RCB 23 D. Gordon	QB 7 J. Elway	RCB 23 D. Gordon	QB 7 J. Elway	RCB 23 D. Gordon
WR 80 B. Still	LCB 25 P. Bradford	RB 22 V. Hebron	FS 27 S. Atwater	RB 22 V. Hebron	FS 27 S. Atwater	RB 22 V. Hebron	FS 27 S. Atwater
QB 5 C. Whelihan	RCB 29 T. Shaw	FB 29 H. Griffith	SS 34 T. Braxton	FB 29 H. Griffith	SS 34 T. Braxton	FB 29 H. Griffith	SS 34 T. Braxton
FB 86 S. Mitchell	SS 37 R. Harrison						
RB 33 G. Brown	FS 20 M. Dumas						

DENVER SUBSTITUTIONS: K 1 Jason Elam, QB 6 B. Brister, P 16 T. Rouen, CB 21 R. Hilliard, CB 25 D. Johnson, CB 26 T. McKyer, RB 31 D. Loville, S 32 T. Veland, S 33 D. Dodge, RB 37 A. Lynn, FB 42 D. Smith, LB 56 K. Burns, LB 58 S. Russ, LB 59 G. Cadrez, C/G 62 D. Neil, T 70 J. Brown, WR 81 P. Jeffers, WR 85 W. Green, TE 89 D. Carswell, DE 96 H. Hasselbach, DT 97 M. Lodish, 98 M. Tanuvasa, DT 99 D. Richie. **INACTIVE:** QB 8 J. Lewis, RB 30 T. Davis, LB 50 J. Hesse, G 69 M. Schlereth, DE 72 E. Jones, T 74 H. Swayne, TE 86 B. Chamberlain, WR 88 S. Wilson.

FIELD GOALS (made () & missed)

		J. Elam		J. Elam			
		(26)	(25)	(26)	(25)	OT	TOTAL
VISITOR	San Diego Chargers	3	0	3	0	—	3
HOME	Denver Broncos	0	24	7	7	—	38

		Clock		SCORING PLAY		SCORE	
		Qtr	Time			Visitor	Home
CHARGERS	1	3:29		G. Davis 26 yd. Field Goal (14-46, 7:55)		3	0
BRONCOS	2	13:38		R. Smith 11 yd. pass from J. Elway (J. Elam, kick) (10-60, 4:51)		3	7
BRONCOS	2	9:05		R. Smith 15 yd. pass from J. Elway (J. Elam, kick) (3-29, 1:19)		3	14
BRONCOS	2	4:09		E. McCaffrey 1 yd. pass from J. Elway (J. Elam, kick) (5-56, 2:18)		3	21
BRONCOS	2	0:13		J. Elam 25 yd. Field Goal (12-75, 2:50)		3	24
BRONCOS	3	14:37		S. Sharpe 68 yd. pass from J. Elway (J. Elam, kick) (1-68, 0:23)		3	31
BRONCOS	4	4:35		D. Loville 6 yd. run (J. Elam, kick) (18-90, 10:25)		3	38

FINAL BRONCOS DEFENSIVE STATISTICS

(Based on unofficial press box statistics)

Player	UT	A	TT	PD	FR	FF	S-Yds	I-Yds	Player	UT	A	TT	PD	FR	FF	S-Yds	I-Yds
J. Mobley	8	4	12	0	0	0	0-0	0-0	A. Williams	1	1	2	0	0	0	1-8	0-0
T. Braxton	4	0	4	1	0	0	0-0	0-0	G. Cadrez	1	0	1	0	0	0	0-0	0-0
N. Smith	3	1	4	1	0	0	0-0	0-0	H. Hasselbach	1	0	1	0	0	0	0-0	0-0
A. Aldridge	3	0	3	0	0	0	0-0	0-0	T. Veland	1	0	1	0	0	0	0-0	0-0
B. Romanowski	2	1	3	0	0	0	0-0	0-0	R. Hilliard	0	1	1	2	0	0	0-0	0-0
K. Traylor	2	1	3	0	0	0	0-0	0-0	T. McKyer	0	1	1	0	0	0	0-0	0-0
S. Atwater	2	0	2	1	0	0	0-0	1-20	M. Lodish	0	0	0	0	0	0	0-0	0-0
R. Crockett	2	0	2	3	0	0	0-0	0-0	D. Richie	0	0	0	0	0	0	0-0	0-0
D. Gordon	2	0	2	0	0	0	0-0	0-0	M. Tanuvasa	0	0	0	0	0	0	0-0	0-0
D. Johnson	2	0	2	2	0	0	0-0	0-0	Team Totals	36	10	46	10	0	0	2-14	1-20
T. Pryce	2	0	2	0	0	0	1-8	0-0									

FINAL INDIVIDUAL STATISTICS

San Diego Chargers										Denver Broncos											
RUSHING	ATT	YDS	AVG	LG	TD					RUSHING	ATT	YDS	AVG	LG	TD						
K. Bynum	10	34	3.4	7	0					D. Loville	14	66	4.7	11	1						
G. Brown	8	27	3.4	6	0					V. Hebron	12	47	3.9	17	0						
C. Whelihan	3	5	1.7	5	0					D. Smith	2	11	5.5	11	0						
A. Craver	2	4	2.0	4	0					H. Griffith	1	4	4.0	4	0						
Total	23	70	3.0	7	0					B. Brister	4	2	0.5	2	0						
Total	33	130	3.9	17	1					Total	33	130	3.9	17	1						
PASSING	ATT	CMP	YDS	TKD/YD	TD	LG	IN			PASSING	ATT	CMP	YDS	TKD/YD	TD	LG	IN				
C. Whelihan	28	15	147	2/14	0	27	1			J. Elway	26	17	273	0/0	4	68	1				
Total	28	15	147	2/14	0	27	1			B. Brister	9	6	48	0/0	0	15	0				
Total	35	23	321	0/0	4	68	1			Total	35	23	321	0/0	4	68	1				
PASS RECEIVING	NO	YDS	LG	TD						PASS RECEIVING	NO	YDS	LG	TD							
T. Martin	4	46	16	0						S. Sharpe	8	162	68	1							
E. Metcalf	3	52	27	0						R. Smith	4	53	15	2							
G. Brown	2	16	8	0						E. McCaffrey	4	32	12	1							
C. Jones	2	13	8	0						V. Hebron	2	41	21	0							
K. Bynum	2	4	3	0						D. Loville	2	10	7	0							
B. Still	1	10	10	0						W. Green	1	12	12	0							
A. Craver	1	6	6	0						D. Smith	1	9	9	0							
Total	15	147	27	0						D. Carswell	1	2	2	0							
Total	23	321	68	4						Total	23	321	68	4							
INTERCEPTIONS	NO	YDS	LG	TD						INTERCEPTIONS	NO	YDS	LG	TD							
J. Seau	1	7	7	0						S. Atwater	1	20	20	0							
Total	1	7	7	0						Total	1	20	20	0							
PUNTING	NO	YDS	AVG	TB	IN20	LG				PUNTING	NO	YDS	AVG	TB	IN20	LG					
D. Bennett	6	274	45.7	0	3	53				T. Rouen	2	106	53.0	0	1	56					
Total	6	274	45.7	0	3	53				Total	2	106	53.0	0	1	56					
PUNT RETURNS	NO	FC	YDS	LG	TD						PUNT RETURNS	NO	FC	YDS	LG	TD					
E. Metcalf	1	0	3	3	0						D. Gordon	2	3	40	30	0					
(DOWNED)	1	0	0	0	0						(DOWNED)	1	0	0	0	0					
Returns	1		3	3	0						Returns	2		40	30	0					
KICKOFF RETURNS	NO	FC	YDS	LG	TD						KICKOFF RETURNS	NO	FC	YDS	LG	TD					
K. Bynum	6	0	133	31	0						V. Hebron	1	0	31	31	0					
A. Craver	1	0	26	26	0						D. Loville	1	0	27	27	0					
Returns	7		159	31	0						Returns	2		58	31	0					
San Diego Chargers	Own				Opp.				Out	Denver Broncos	Own				Opp.				Out		
FUMBLES	Fum	Rec.	Yds	TD	FF	Rec.	Yds	TD	Bnds	FUMBLES	Fum	Rec.	Yds	TD	FF	Rec.	Yds	TD	Bnds		
Total	0	0	0	0	0	0	0	0	0	Total	0	0	0	0	0	0	0	0	0		

FINAL TEAM STATISTICS

		VISITOR CHARGERS	HOME BRONCOS
TOTAL FIRST DOWNS		9	24
By Rushing		1	8
By Passing		8	15
By Penalty		0	1
THIRD DOWN EFFICIENCY		5-14-36%	7-14-50%
FOURTH DOWN EFFICIENCY		0-2-0%	1-2-50%
TOTAL NET YARDS		203	451
Total Offensive Plays (inc. times thrown passing)		53	68
Average gain per offensive play		3.8	6.6
NET YARDS RUSHING		70	130
Total Rushing Plays		23	33
Average gain per rushing play		3.0	3.9
NET YARDS PASSING		133	321
Times thrown - yards lost attempting to pass		2-14	0-0
Gross yards passing		147	321
PASS ATTEMPTS-COMPLETIONS-HAD INTERCEPTED		28-15-1	35-23-1
Average gain per pass play (inc. # thrown passing)		4.4	9.2
KICKOFFS Number-In End Zone-Touchbacks		2-0-0	7-2-0
PUNTS Number and Average		6-45.7	2-53.7
Had Blocked		0	0
FGs - PATs Had Blocked		0-0	0-0
TOTAL RETURN YARDAGE (Not Including Kickoffs)		10	60
No. and Yards Punt Returns		1-3	2-40
No. and Yards Kickoff Returns		7-159	2-58
No. and Yards Interception Returns		1-7	1-20
PENALTIES Number and Yards		6-41	5-43
FUMBLES Number and Lost		0-0	0-0
TOUCHDOWNS		0	5
Rushing		0	1
Passing		0	4
EXTRA POINTS Made-Attempts		0-0	5-5
Kicking Made-Attempts		0-0	5-5
FIELD GOALS Made-Attempts		1-1	1-1
SAFETIES		0	0
FINAL SCORE		3	38
TIME OF POSSESSION		27:17	32:43



AFC WILD CARD GAME

DENVER 42, JACKSONVILLE 17

Dec. 27, 1997 • Mile High Stadium • Denver



Weather: Partly Cloudy, 44° (wind chill 19°), Wind N 30 mph • Attendance: 74,481 • Time: 3:02

The Denver Broncos advanced to the AFC Divisional playoffs by literally running the Jacksonville Jaguars out of town, as they piled up a club postseason-record 310 rushing yards en route to a 42-17 victory in front of 74,481 at Mile High Stadium. The Broncos set numerous other postseason records during the contest, including new standards for rushing attempts (49), total yards (511), points in a quarter (21; 4th qtr.), total points (42), first downs (28), rushing first downs (18) and third-down efficiency (75%), while the 237 yards allowed by the defense was the second-lowest total in Denver's 21-game playoff history.

The Broncos scored touchdowns on each of their first three possessions, racking up a 21-0 lead on 32 offensive plays, during which time the Jaguars ran only six. Terrell Davis capped Denver's opening drive with a two-yard touchdown run and Rod Smith punctuated the next when he heeled in a 43-yard touchdown pass from John Elway. The lead was increased to 21-0 when Davis — who set franchise postseason records for rushing attempts (31), rushing yards (184) and longest run from scrimmage (59) before leaving in the third quarter with bruised ribs — tied the franchise records for rushing touchdowns and total touchdowns in a postseason game with his second of the day, this one from five yards out.

The Jaguars answered by scoring the game's next 17 points, courtesy of a 1-yard Natrone Means touchdown run before the half, a 38-yard Mike Hollis field goal early in the third quarter and a blocked punt by Travis Davis, which the Jacksonville safety returned 29 yards for a touchdown to pull the Jaguars to within 21-17.

But the Broncos dominated from there, as Derek Loville took over for the injured Davis and slashed his way to 103 yards (second-most by a Bronco in postseason) on 11 attempts, and scored two fourth-quarter touchdowns on runs of 25 and 8 yards to tie the club touchdown record already achieved in the game by Davis. Vaughn Hebronn then got into the act himself, scoring Denver's fifth rushing touchdown of the day on a 6-yard run with 1:11 remaining, to push the lead to its final margin of 42-17. With Davis' 184 rushing yards and Loville's 103, Denver became just the third team in NFL postseason history to boast two 100-yard rushers in the same game. Additionally, Denver's 40 minutes and 59 seconds of possession time and their 310 rushing yards both were the fifth-highest recorded in an NFL playoff game.

OFFICIALS

Referee — Bernie Kukar (86); Umpire — Jeff Rice (44); Head Linesman — John Schleyer (21); Line Judge — Tom Barnes (55); Back Judge — Tom Sifferman (118); Side Judge — Doug Toole (4); Field Judge — Bill Leavy (127)

STARTING LINEUPS

Jacksonville Jaguars					Denver Broncos				
Offense			Defense		Offense			Defense	
WR 82 J. Smith	LE 56 J. Lageman	WR 80 R. Smith	LE 90 N. Smith		WR 80 R. Smith	LE 90 N. Smith		WR 80 R. Smith	LE 90 N. Smith
LT 71 T. Boselli	LT 97 R. Wynn	LT 65 G. Zimmerman	LT 94 K. Traylor		LT 65 G. Zimmerman	LT 94 K. Traylor		LT 65 G. Zimmerman	LT 94 K. Traylor
LG 62 B. Coleman	RT 93 E. Tuoalo	LG 69 M. Schlereth	RT 98 M. Tanuvasa		LG 69 M. Schlereth	RT 98 M. Tanuvasa		LG 69 M. Schlereth	RT 98 M. Tanuvasa
C 79 D. Widell	RE 96 C. Simmons	C 66 T. Nalen	RE 91 A. Williams		C 66 T. Nalen	RE 91 A. Williams		C 66 T. Nalen	RE 91 A. Williams
RG 76 R. Tyviski	SLB 51 K. Hardy	RG 75 B. Habib	SLB 57 J. Mobley		RG 75 B. Habib	SLB 57 J. Mobley		RG 75 B. Habib	SLB 57 J. Mobley
RT 72 L. Soary	MLB 58 B. Schwartz	RT 77 T. Jones	MLB 57 A. Aldridge		RT 77 T. Jones	MLB 57 A. Aldridge		RT 77 T. Jones	MLB 57 A. Aldridge
TE 83 P. Mitchell	WLB 50 E. Robinson	TE 84 S. Sharpe	SLB 53 B. Romanowski		TE 84 S. Sharpe	SLB 53 B. Romanowski		TE 84 S. Sharpe	SLB 53 B. Romanowski
WR 87 K. McCordell	LCB 41 D. Thomas	WR 87 E. McCaffrey	LCB 39 R. Crockett		WR 87 E. McCaffrey	LCB 39 R. Crockett		WR 87 E. McCaffrey	LCB 39 R. Crockett
QB 8 M. Brunell	RCB 27 D. Figures	QB 7 J. Elway	RCB 23 D. Gordon		QB 7 J. Elway	RCB 23 D. Gordon		QB 7 J. Elway	RCB 23 D. Gordon
RB 20 N. Means	SS 41 T. Davis	RB 30 T. Davis	FS 27 S. Atwater		RB 30 T. Davis	FS 27 S. Atwater		RB 30 T. Davis	FS 27 S. Atwater
TE 88 D. Jones	FS 37 C. Hudson	FB 29 H. Griffith	SS 34 T. Braxton		FB 29 H. Griffith	SS 34 T. Braxton		FB 29 H. Griffith	SS 34 T. Braxton

DENVER SUBSTITUTIONS: K 1 Jason Elam, QB 6 B. Bristle, P 16 T. Rouen, CB 21 R. Hilliard, RB 22 V. Hebronn, CB 25 D. Johnson, CB 26 T. McKyer, RB 31 D. Loville, S 32 T. Veland, S 33 D. Dodge, RB 37 A. Lynn, FB 42 D. Smith, LB 56 K. Burns, LB 59 G. Cadrez, G 63 D. Diaz-Infante, T 74 H. Swayne, WR 81 P. Jeffers, WR 85 W. Green, TE 86 B. Chamberlain, TE 89 D. Carswell, DT 93 T. Pryce, DE 96 H. Hasselbach, DT 97 M. Lodish, INACTIVE: QB 8 J. Lewis, LB 50 J. Hesse, LB 58 S. Russ, C/G 62 D. Neil, T 70 J. Brown, DE 72 E. Jones, WR 88 S. Wilson, DT 99 D. Richie.

FIELD GOALS (made () & missed)

		J. Elam (38)		J. Elam (25)			
M. Hollis	(38)						
VISITOR	Jacksonville Jaguars	1	2	3	4	OT	TOTAL
HOME	Denver Broncos	0	7	10	0	—	17
		14	7	0	21		42

Team	Qtr	Clock Time	SCORING PLAY	SCORE	
				Visitor	Home
BRONCOS	1	7:39	T. Davis 2 yd. run (J. Elam, kick) (15-73, 7:21)	0	7
BRONCOS	1	2:37	R. Smith 43 yd. pass from J. Elway (J. Elam, kick) (6-60, 4:07)	0	14
BRONCOS	2	10:46	T. Davis 5 yd. run (J. Elam, kick) (11-92, 5:16)	0	21
JAGUARS	2	5:09	N. Means 1 yd. run (M. Hollis, kick) (9-79, 5:37)	7	21
JAGUARS	3	13:33	M. Hollis 38 yd. Field Goal (4-7, 1:27)	10	21
JAGUARS	3	9:16	T. Davis 29 yd. blocked punt return (M. Hollis, kick)	17	21
BRONCOS	3	13:21	D. Loville 25 yd. run (J. Elam, kick) (2-48, 0:37)	17	28
BRONCOS	4	3:43	D. Loville 8 yd. run (J. Elam, kick) (10-80, 5:28)	17	35
BRONCOS	4	1:11	V. Hebron 6 yd. run (J. Elam, kick) (2-9, 0:49)	17	42



AFC DIVISIONAL PLAYOFF GAME

DENVER 14, KANSAS CITY 10

Jan. 4, 1998 • Arrowhead Stadium • Kansas City, Mo.



Weather: Overcast, 32° (wind chill 26°), Wind NW 6 mph • Attendance: 76,965 • Time: 2:59

The Denver Broncos posted their first road playoff win in 11 years — and only the second in franchise history — with a 14-10 victory over Kansas City in front of 76,965 at Arrowhead Stadium. Denver advanced to its first AFC Championship Game since the 1991 season, on the strength of two Terrell Davis touchdowns — tying the franchise postseason record for the second week in a row — and a defensive effort that limited the Chiefs to just 10 points, tied for the fewest in club play-off history.

Davis broke a scoreless tie late in the second quarter, plowing into the end zone from 1-yard out to give Denver a 7-0 lead with 1:56 remaining in the half, capping an eight-play, 65-yard drive that covered 4:51 on the clock. Key to the drive was a 17-yard John Elway completion to Rod Smith on a third-and-seven play that gave the Broncos a first down at the Kansas City 4.

The Chiefs, limited to 58 yards total offense in the first half, came out strong after the break, moving the ball to the Denver 6-yard line, before settling for a 20-yard Pete Stoyanovich field goal. Kansas City struck again late in the quarter when Elvis Grbac found tight end Tony Gonzalez in the back of the end zone for a 12-yard score and the Chiefs' only touchdown of the day.

The Broncos, however, would answer on their ensuing possession, driving 49 yards in six plays for what would prove to be the game-winning touchdown. The key play of the drive was a 43-yard Elway-to-Ed McCaffrey completion on 3rd-and-5 from the Chiefs' 44-yard line, which gave Denver a first down at the Chiefs' 1-yard line. After two unsuccessful attempts from close range, Davis muscled his way through the middle of the Chiefs' line for his second touchdown of the day and the fifth of his career in the postseason to establish a new franchise record.

Kansas City would have possession three more times in the game, but would be turned back each time by the Broncos' defense after reaching Denver's 31 (punt), their own 36 (punt) and the Broncos' 20 with 0:19 left (downs). The final play was a pass to the end zone on 4th-and-2 that was knocked down by Darrien Gordon, ending the Chiefs' hopes, and propelling Denver to the AFC title game.

Elway, with 170 passing yards on the day, moved into second place in NFL postseason history in that category, supplanting both Terry Bradshaw (3,833) and Jim Kelly (3,863) to finish the day at 3,940.

OFFICIALS

Referee — Jerry Markbreit (9); Umpire — Bob Wagner (100); Head Linesman — Terry Gierke (72); Line Judge — Walt Anderson (66); Back Judge — Al Jury (106); Side Judge — Mike Pereira (77); Field Judge — Bill Schmitz (122)

STARTING LINEUPS

Denver Broncos					Kansas City Chiefs						
Offense			Defense		Offense			Defense			
WR	80	R. Smith	LE	90	N. Smith	SE	89	A. Rison	LT	99	V. Booker
LT	85	G. Zimmerman	LT	94	K. Traylor	LT	69	J. Criswell	RT	75	J. Phillips
LG	69	M. Schlereth	RT	98	M. Tanuvasa	LG	79	D. Szott	RE	92	D. Williams
C	66	T. Nalen	RE	91	A. Williams	C	61	T. Grunhard	LLB	58	D. Thomas
RG	75	B. Habib	WLB	51	J. Mobley	RG	68	W. Shields	ILB	53	W. Simmons
RT	77	T. Jones	MLB	57	A. Aldridge	RT	62	G. Parker	MLB	59	D. Edwards
TE	84	S. Sharpe	SLB	53	B. Romanowski	TE	48	T. Popson	RLB	50	A. Davis
WR	87	E. McCaffrey	LCB	39	R. Crockett	TE	80	D. Carson	LCB	34	D. Carter
QB	7	J. Elway	RFB	23	D. Gordon	QB	11	E. Grbac	RCB	40	J. Healy
HB	30	T. Davis	FS	27	S. Atwater	HB	38	K. Anders	SS	25	R. Tongue
FB	29	H. Griffith	SS	34	T. Braxton	FB	27	G. Hill	FS	21	J. Woods

DENVER SUBSTITUTIONS: K 1 J. Elam, P 16 T. Rouen, CB 21 R. Hilliard, RB 22 V. Hebron, CB 25 D. Johnson, CB 26 T. McKyer, RB 31 D. Loville, S 32 T. Veland, S 33 D. Dodge, RB 37 A. Lynn, FB 42 D. Smith, LB 56 K. Burns, LB 59 G. Cadrez, G/C 63 D. Diaz-Infante, T 74 H. Swayne, WR 81 P. Jeffers, WR 85 W. Green, TE 86 B. Chamberlain, TE 89 D. Carswell, DT 93 T. Pryce, DE 96 H. Hasselbach, DT 97 M. Lodish. **DID NOT PLAY:** QB 6 B. Brister. **INACTIVE:** QB 8 J. Lewis, LB 50 J. Hesse, LB 58 S. Russ, G 62 D. Neil, T 70 J. Brown, DE 72 E. Jones, WR 88 S. Wilson, DT 99 D. Richie.

FIELD GOALS (made () & missed)

		P. Stoyanovich		44W/L		(20)	
VISITOR	HOME	1	2	3	4	OT	TOTAL
Denver Broncos	Kansas City Chiefs	0	7	0	7	—	14
		0	0	10	0	—	10

Team	Qtr	Clock Time	SCORING PLAY	SCORE
				Visitor Home
BRONCOS	2	1:56	T. Davis 1 yd. run (J. Elam, kick) (8-65, 4:51)	7 0
CHIEFS	3	9:42	P. Stoyanovich 20 yd. Field Goal (11-57, 5:18)	7 3
CHIEFS	3	0:10	T. Gonzalez 12 yd. pass from E. Grbac (P. Stoyanovich, kick) (4-65, 1:35)	7 10
BRONCOS	4	12:32	T. Davis 1 yd. run (J. Elam, kick) (6-49, 2:38)	14 10

FINAL BRONCOS DEFENSIVE STATISTICS

(Based on unofficial press box statistics)

Player	UT	A	TT	PD	FR	FF	S-Yds	I-Yds
J. Mobley	7	0	7	0	0	0	0-0	0-0
T. Braxton	5	1	6	0	0	0	0-0	0-0
D. Gordon	5	0	5	2	0	0	0-0	0-0
B. Romanowski	5	0	5	0	0	0	0-0	0-0
A. Aldridge	4	1	5	0	0	0	0-0	0-0
R. Crockett	4	0	4	0	0	0	0-0	0-0
N. Smith	4	0	4	0	0	1	2-20	0-0
K. Traylor	3	0	3	0	0	0	0-0	0-0
S. Atwater	2	1	3	0	0	0	0-0	0-0
H. Hasselbach	2	0	2	0	0	0	0-0	0-0
Team Totals	47	3	50	2	0	1	4-34	0-0

FINAL INDIVIDUAL STATISTICS

Denver Broncos							Kansas City Chiefs								
RUSHING	ATT	YDS	AVG	LG	TD		RUSHING	ATT	YDS	AVG	LG	TD			
T. Davis	25	101	4.0	41	2		M. Allen	12	37	3.1	14	0			
H. Griffith	4	9	2.3	4	0		E. Grbac	4	22	5.5	11	0			
D. Loville	2	0	0.0	3	0		K. Anders	3	9	3.0	6	0			
J. Elway	1	-1	-1.0	-1	0		D. Bennett	3	4	1.3	8	0			
							L. Aguiar	1	3	3.0	3	0			
							G. Hill	1	2	2.0	2	0			
Total	32	109	3.4	41	2		Total	24	77	3.2	14	0			
PASSING	ATT	CMP	YDS	TD	LG	IN	PASSING	ATT	CMP	YDS	TD	LG	IN		
J. Elway	19	10	170	1/7	0	43	0	E. Grbac	37	24	260	4/34	1	50	0
Total	19	10	170	1/7	0	43	0	Total	37	24	260	4/34	1	50	0
PASS RECEIVING	NO	YDS	LG	TD			PASS RECEIVING	NO	YDS	LG	TD				
E. McCaffrey	3	56	43	0			A. Rison	8	110	34	0				
S. Sharpe	2	33	22	0			T. Popson	5	26	13	0				
R. Smith	2	19	17	0			T. Gonzalez	3	26	121	1				
D. Carswell	1	26	26	0			L. Dawson	2	20	12	0				
W. Green	1	19	19	0			K. Anders	2	4	3	0				
T. Davis	1	17	17	0			J. Horn	1	50	50	0				
							D. Hughes	1	13	13	0				
							M. Allen	1	8	8	0				
							T. Vanover	1	3	3	0				
Total	10	170	43	0			Total	24	260	50	1				
INTERCEPTIONS	NO	YDS	LG	TD			INTERCEPTIONS	NO	YDS	LG	TD				
Total	0	0	0	0			Total	0	0	0	0				
PUNTING	NO	YDS	AVG	TB	IN20	LG	PUNTING	NO	YDS	AVG	TB	IN20	LG		
T. Rouen	6	217	36.2	1	2	51	L. Aguiar	5	232	46.4	0	2	62		
Total	6	217	36.2	1	2	51	Total	5	232	46.4	0	2	62		
PUNT RETURNS	NO	FC	YDS	LG	TD		PUNT RETURNS	NO	FC	YDS	LG	TD			
D. Gordon	1	1	36	36	0		T. Vanover	1	1	10	10	0			
(DOWNED)	3	0	0	0	0		(DOWNED)	3	0	0	0	0			
							(TOUCHBACK)	1	0	0	0	0			
Returns	1		36	36	0		Returns	1	10	10	0				
KICKOFF RETURNS	NO	FC	YDS	LG	TD		KICKOFF RETURNS	NO	FC	YDS	LG	TD			
v. Hebron	2	0	51	28	0		T. Vanover	3	0	69	25	0			
D. Loville	1	0	20	20	0										
Returns	3		71	28	0		Returns	3		69	25	0			
Denver Broncos FUMBLES	Own	Rec.	Yds	TD	FF	Opp.	Rec.	Yds	TD	Out					
T. Davis	2	2	0	0	0	0	0	0	0	0	0	0	0		
A. Lynn	0	0	0	0	1	0	0	0	0	0	0	0	0		
J. Elway	1	0	0	0	0	0	0	0	0	0	0	0	0		
N. Smith	0	0	0	0	0	0	0	0	0	0	0	0	0		
D. Loville	1	0	0	0	0	0	0	0	0	0	0	0	0		
Total	4	2	0	0	2	0	0	0	0	0	0	0	0		
Kansas City Chiefs FUMBLES	Own	Rec.	Yds	TD	FF	Opp.	Rec.	Yds	TD	Out					
D. Williams	0	0	0	0	0	0	0	0	0	0	0	0	0		
T. Vanover	1	1	0	0	0	0	0	0	0	0	0	0	0		
J. Woods	0	0	0	0	0	0	0	0	0	0	0	0	0		
A. Davis	0	0	0	0	0	0	0	0	0	0	0	0	0		
E. Grbac	1	0	0	0	0	0	0	0	0	0	0	0	0		
G. Parker	0	1	0	0	0	0	0	0	0	0	0	0	0		
J. Brownlow forced a fumble and R. Tongue had an opponent recovery															
Total	2	2	0	0	3	2	0	0	0	0	0	0	0		

FINAL TEAM STATISTICS

		VISITOR BRONCOS	HOME CHIEFS
TOTAL FIRST DOWNS		16	18
By Rushing		6	14
By Passing		7	4
By Penalty		3	0
THIRD DOWN EFFICIENCY		5-11-45%	5-15-33%
FOURTH DOWN EFFICIENCY		0-0-0%	1-3-33%
TOTAL NET YARDS		272	303
Total Offensive Plays (inc. times thrown passing)		52	65
Average gain per offensive play		5.2	4.7
NET YARDS RUSHING		109	77
Total Rushing Plays		32	24
Average gain per rushing play		3.4	3.2
NET YARDS PASSING		163	226
Times thrown — yards lost attempting to pass		1-7	4-34
Gross yards passing		170	260
PASS ATTEMPTS-COMPLETIONS-HAD INTERCEPTED		19-10-0	37-24-0
Average gain per pass play (inc. # thrown passing)		8.2	5.5
KICKOFFS Number-In End Zone-Touchbacks		3-0-0	3-1-0
PUNTS Number and Average		6-36.2	5-46.4
Had Blocked		0	0
FGs — PATs Had Blocked		0-0	0-0
TOTAL RETURN YARDAGE (Not Including Kickoffs)		36	10
No. and Yards Punt Returns		1-36	1-10
No. and Yards Kickoff Returns		3-71	3-69
No. and Yards Interception Returns		0-0	0-0
PENALTIES Number and Yards		8-64	7-65
FUMBLES Number and Lost		4-2	2-0
TOUCHDOWNS		2	1
Rushing		2	0
Passing		0	1
EXTRA POINTS Made-Attempts		2-2	1-1
Kicking Made-Attempts		2-2	1-1
FIELD GOALS Made-Attempts		0-0	1-2
SAFETIES		0	0
FINAL SCORE		14	10
TIME OF POSSESSION		28:54	31:06



AFC CHAMPIONSHIP GAME

DENVER 24. PITTSBURGH 21

Jan. 11, 1998 • Three Rivers Stadium • Pittsburgh, Pa.



Weather: Sunny, 38°, Wind SW 3 mph • Attendance: 61,382 • Time: 2:59

The Denver Broncos advanced to their fifth Super Bowl — and their first since 1989 — with a 24-21 victory at Pittsburgh in the AFC Championship Game, in front of 61,382 fans at Three Rivers Stadium. The Broncos became just the fifth Wild Card team to advance to the Super Bowl, since the Wild Card format was established in 1970.

The passing of John Elway and the running of Terrell Davis, along with a defensive effort that included big play after big play, combined to propel Denver to a 24-14 halftime lead, that they rode to a 24-21 win.

Elway was intercepted by Levon Kirkland on the game's second play, but after the Steelers failed to answer when Norm Johnson's 39-yard field goal attempt sailed wide to the left. Denver then got on the board when Davis — who would rush for 139 yards and become the club's all-time postseason rushing leader — capped a six-play, 72-yard drive with an 8-yard touchdown run on the Broncos' second possession.

Pittsburgh evened the score on its next possession, as quarterback Kordell Stewart rushed 33 yards around right end for a touchdown to punctuate a six-play, 65-yard drive that covered 3:02 on the clock. The Steelers then broke the deadlock early in the second quarter when Jerome Bettis powered his way into the end zone from one yard out to put the finishing touches on an 11-play, 68-yard drive.

But the Broncos would score the game's next 17 points, and, in effect, put the game away as the defense held up its end of the bargain down the stretch. The scoring began with a 43-yard Jason Elam field goal with 8:20 remaining in the half. After each team punted on its next possession, Denver got the ball back when Ray Crockett intercepted a Stewart bomb in the end zone, setting up a 14-point assault that would send Denver to the locker room ahead 24-14. Elway hit Howard Griffith for a 15-yard touchdown with 1:47 remaining, and Denver then forced a Pittsburgh punt and found the end zone again when Elway connected with Ed McCaffrey for a 1-yard touchdown with 13 seconds left in the half.

Denver rode that 24-14 lead into the fourth quarter before the Steelers scored the only points of the second half on a 14-yard Stewart-to-Charles Johnson touchdown pass with 2:46 remaining. But the Broncos succeeded in running out the clock on their final possession, and established a new franchise record with their 15th win of the season.

Elway tied Roger Staubach for fourth place on the NFL's all-time list for postseason touchdown passes (24) with his two on the day, and the Broncos' three interceptions tied the franchise postseason record for most in a game.

OFFICIALS

Referee — Ron Blum (7); **Umpire** — Bob Boylston (101); **Head Linesman** — Mark Baltz (26); **Line Judge** — Ron Winter (82);
Back Judge — Bill Lovett (98); **Side Judge** — Dave Wyant (16); **Field Judge** — Don Hakes (96)

STARTING LINEUPS

Denver Broncos				Pittsburgh Steelers			
Offense		Defense		Offense		Defense	
WR	80 R. Smith	LE	80 N. Smith	WR	82 Y. Thigpen	LE	74 N. Harrison
LT	85 G. Zimmerman	LT	84 K. Traylor	LT	65 J. Jackson	LT	73 J. Steed
LG	69 M. Schlereth	RT	98 M. Taruvasa	LG	77 W. Wolford	RE	78 K. Henry
C	66 T. Nalen	RE	91 A. Williams	C	63 D. Dawson	L0LB	92 J. Gildon
RG	75 B. Habib	WLB	51 J. Mobley	RG	68 B. Stai	LILB	99 L. Kirkland
RT	77 T. Jones	MLB	57 A. Aldridge	RT	73 J. Strzelczyk	STLB	50 E. Holmes
TE	84 S. Sharpe	SLB	53 B. Romanowski	TE	87 M. Brunner	L0LB	54 D. Jones
QB	87 E. McCaffrey	LCB	39 R. Crockett	WR	81 C. Johnson	LCB	30 C. Scott
RB	43 E. Way	QB	23 D. Gordon	RB	34 T. Lester	RCB	37 K. Rask
HB	30 T. Davis	FS	27 S. Ahwatar	FB	34 T. Lester	SS	40 M. Bell
FB	29 H. Griffith	SS	34 T. Braxton	RB	36 J. Bettis	FS	39 M. Perry

DENVER SUBSTITUTIONS: K 1 J. Elam, P 16 T. Rouen, CB 21 R. Hilliard, RB 22 V. Hebron, CB 25 D. Johnson, CB 26 T. McKyer, RB 31 D. Loville, S 32 T. Veland, S 33 D. Dodge, RB 37 A. Lynn, FB 42 D. Smith, LB 56 K. Burns, LB 59 G. Cadrez, G/C 63 D. Diaz-Infante, T 74 H. Swayne, WR 61 P. Jeffers, WR 85 W. Green, TE 86 B. Chamberlain, TE 88 D. Cswell, DT 93 T. Pryce, DE 96 H. Hasselbach, DT 97 M. Lodish.
DID NOT PLAY: CB 6 B. Brister. **INACTIVE:** QB 6 J. Lewis, LB 50 J. Hesse, LB 58 S. Fuss, G 62 D. Neil, T 70 J. Brown, DE 72 E. Jones, WR 88 S. Wilson, DT 99 D. Ritchie.

FIELD GOALS (made () & missed)

Jason Elam	(43)	N. Johnson		38WL			
VISITOR	Denver Broncos	1	2	3	4	OT	TOTAL
HOME	Pittsburgh Steelers	7	17	0	0	—	24
		7	7	0	7	—	21

Team	Qtr	Clock Time	SCORING PLAY	SCORE	
				Visitor	Home
BRONCOS	1	9:18	T. Davis 8 yd. run (J. Elam, kick) (6-72, 3:15)	7	0
STEELERS	1	6:16	K. Stewart 33 yd. run (N. Johnson, kick) (6-65, 3:02)	7	7
STEELERS	2	12:42	J. Bettis 1 yd. run (N. Johnson, kick) (11-68, 4:46)	7	14
BRONCOS	2	8:20	J. Elam 43 yd. Field Goal (11-45, 4:22)	10	14
BRONCOS	2	1:47	H. Griffin 15 yd. pass from J. Elway (J. Elam, kick) (5-80, 2:53)	14	14
BRONCOS	2	0:13	E. McCaffrey 1 yd. pass from J. Elway (J. Elam, kick) (4-54, 0:30)	24	14
STEELERS	4	2:46	C. Johnson 14 yd. pass from K. Stewart (N. Johnson, kick) (10-79, 2:57)	24	21

FINAL BRONCOS DEFENSIVE STATISTICS

(Based on unofficial press box statistics)

Player	UT	A	TT	PD	FR	FF	S-Yds	T-Yds
R. Crockett	8	0	8	2	0	0	1-1	1-0
T. Braxton	3	5	8	3	0	0	0-0	1-6
A. Aldridge	4	1	5	1	0	0	0-0	1-0
D. Gordon	4	1	5	1	0	0	0-0	0-0
M. Mobley	1	1	5	1	0	0	0-0	0-0
A. Williams	3	2	5	0	0	0	0-0	0-0
B. Romanowski	3	1	4	0	0	0	0-0	0-0
S. Atwater	2	2	4	1	0	0	0-0	0-0
N. Smith	2	1	3	0	0	1	1-6	0-0
H. Hasselbach	1	2	3	0	0	0	0-0	0-0
D. Johnson	2	0	2	0	0	0	0-0	0-0
Team Totals	39	21	60	10	1	1	3-8	3-6



FINAL INDIVIDUAL STATISTICS

Denver Broncos							Pittsburgh Steelers							
RUSHING	ATT	YDS	AVG	LG	TD		RUSHING	ATT	YDS	AVG	LG	TD		
T. Davis	26	139	5.3	43	1		J. Bettis	23	105	4.6	16	1		
J. Elway	2	9	4.5	10	0		K. Stewart	3	44	14.7	33	1		
V. Hebron	2	2	1.0	2	0		F. McAfee	1	12	12.0	12	0		
Total	30	150	5.0	43	1		Total	27	161	6.0	33	2		
PASSING	ATT	CMP	YDS	TD	LG	IN	PASSING	ATT	CMP	YDS	TD	LG	IN	
J. Elway	31	18	210	2/15	2	1	K. Stewart	36	18	201	3/8	1	27	3
Total	31	18	210	2/15	2	1	Total	36	18	201	3/8	1	27	3
PASS RECEIVING	NO	YDS	LG	TD			PASS RECEIVING	NO	YDS	LG	TD			
R. Smith	6	87	20	0			Y. Thigpen	6	92	27	0			
E. McCaffrey	5	37	11	0			C. Hawkins	3	30	4	0			
S. Sharpe	3	49	18	0			C. Johnson	3	34	14	1			
H. Griffith	2	26	15	1			W. Blackwell	2	19	16	0			
V. Hebron	1	9	9	0			M. Bruener	1	16	16	0			
T. Davis	1	2	2	0			T. Lester	1	7	7	0			
							J. Bettis	1	3	3	0			
Total	18	210	20	2			Total	18	201	27	1			
INTERCEPTIONS	NO	YDS	LG	TD			INTERCEPTIONS	NO	YDS	LG	TD			
T. Braxton	1	6	6	0			L. Kirkland	1	0	0	0			
A. Aldridge	1	0	0	0										
R. Crockett	1	0	0	0										
Total	3	6	6	0			Total	1	0	0	0			
PUNTING	NO	YDS	AVG	TB	IN20	LG	PUNTING	NO	YDS	AVG	TB	IN20	LG	
T. Rouen	5	157	31.4	0	1	48	J. Miller	4	168	42.0	0	0	51	
Total	5	157	31.4	0	1	48	Total	4	168	42.0	0	0	51	
PUNT RETURNS	NO	FC	YDS	LG	TD		PUNT RETURNS	NO	FC	YDS	LG	TD		
D. Gordon	2	0	19	19	0		W. Blackwell	1	0	19	19	0		
(DOWNED)	2	0	0	0	0		C. Hawkins	0	1	0	0	0		
							(DOWNED)	2	0	0	0	0		
							(OUT OF BOUNDS)	1	0	0	0	0		
Returns	2		19	19	0		Returns	1		19	19	0		
KICKOFF RETURNS	NO	FC	YDS	LG	TD		KICKOFF RETURNS	NO	FC	YDS	LG	TD		
V. Hebron	4	0	89	25	0		W. Blackwell	3	0	52	24	0		
							J. Witman	1	0	10	10	0		
							(TOUCHBACK)	1	0	0	0	0		
Returns	4		69	25	0		Returns	4		62	24	0		

FINAL TEAM STATISTICS

	VISITOR BRONCOS	HOME STEELERS
TOTAL FIRST DOWNS		
By Rushing	23	23
By Passing	6	8
By Penalty	15	13
	2	2
THIRD DOWN EFFICIENCY	8-14-57%	6-11-55%
FOURTH DOWN EFFICIENCY	0-0-0%	0-0-0%
TOTAL NET YARDS		
Total Offensive Plays (inc. times thrown passing)	345	354
Average gain per offensive play	63	66
	5.5	5.4
NET YARDS RUSHING		
Total Rushing Plays	150	161
	30	27
Average gain per rushing play	5.0	6.0
NET YARDS PASSING		
Times thrown - yards lost attempting to pass	195	193
Gross yards passing	2-15	3-8
	210	201
PASS ATTEMPTS-COMPLETIONS-HAD INTERCEPTED		
Average gain per pass play (inc. # thrown passing)	31-18-1	36-18-3
	5.9	4.9
(KICKOFFS Number-In End Zone-Touchbacks	5-1-1	4-0-0
PUNTS Number and Average	5-31.4	4-42
Had Blocked	0	0
FGs - PATs Had Blocked	0-0	0-0
TOTAL RETURN YARDAGE (Not Including Kickoffs)		
No. and Yards Punt Returns	25	19
No. and Yards Kickoff Returns	2-19	1-19
No. and Yards Interception Returns	4-69	4-62
	3-6	1-0
PENALTIES Number and Yards	4-21	4-71
FUMBLES Number and Lost	2-1	1-1
TOUCHDOWNS		
Rushing	3	3
Passing	1	2
	2	1
EXTRA POINTS Made-Attempts		
Kicking Made-Attempts	3-3	3-3
	3-3	3-3
FIELD GOALS Made-Attempts		
SAFETIES	1-1	0-1
	0	0
FINAL SCORE	24	21
TIME OF POSSESSION	30:01	29:59



SUPER BOWL XXXII
DENVER 31, GREEN BAY 24

Jan. 25, 1998 • Qualcomm Stadium • San Diego, Calif.



Weather: Clear and Sunny, 67°, Wind WSW 8 mph • Attendance: 68,912 • Time: 3:25

The Denver Broncos won their first Super Bowl and became the first representative from the American Football Conference in 14 years to claim the Vince Lombardi trophy, as they used a powerful running game and a solid defensive performance to dethrone the defending Super Bowl champion Green Bay Packers 31-24 in front of 68,912 at Qualcomm Stadium in San Diego, Calif.

Denver running back Terrell Davis, playing in his hometown, was named the game's Most Valuable Player, in recognition of his 157-yard rushing effort on 30 carries, which included a Super Bowl-record three rushing touchdowns, each from 1-yard out. Davis' three total touchdowns and 18 points each tied Super Bowl records, and were made even more remarkable by the fact that he missed almost the entire second quarter when he was sidelined by the onset of a migraine headache.

Both offenses displayed their talents immediately, as Super Bowl XXXII became the first ever in which each team scored a touchdown on its opening possession. The Packers struck first when Brett Favre connected with Antonio Freeman on a 22-yard scoring pass to cap a 76-yard, 8-play opening drive. The Broncos answered by driving 58 yards in 10 plays the first time they touched the ball, culminating in a 1-yard Davis touchdown run with 5:39 remaining in the first quarter.

The Broncos turned two Packers turnovers into 10 more points to take a 17-7 lead early in the second quarter, making them the fourth team in Super Bowl history to score on each of its first three possessions. The first opportunity was created when strong safety Tyrone Braxton intercepted a Brett Favre pass, and eight plays later John Elway rushed around right end for a 1-yard touchdown. Free safety Steve Atwater sacked Favre on the next Green Bay possession, forcing a fumble that was recovered by defensive end Neil Smith. Four plays later Jason Elam converted a 51-yard field goal, the second-longest in Super Bowl history.

Green Bay pulled to within 17-14 with a touchdown just before halftime, and tied the score early in the third quarter when Ryan Longwell connected on a 27-yard field goal. Denver broke the tie late in the third quarter on 1-yard Davis touchdown run, and looked to increase the lead after recovering a Green Bay fumble on the ensuing kickoff, but Elway was intercepted by the Packers' Eugene Robinson in the end zone on the first play of the drive. Green Bay would move 85 yards in just four plays to tie the game at 24-24, setting the stage for Davis' late-game heroics.

After the Denver defense turned back the Packers on their next two possessions — including one advance to the Denver 39-yard line that was thwarted when Steve Atwater broke up a potential first-down pass to Robert Brooks — the Broncos set up shop at the Packers' 49-yard line for their game-winning drive. Five plays later Davis scored his third touchdown of the day, from one yard out, giving Denver a 31-24 lead that would hold up over the final 1:45 for the victory.

OFFICIALS

Referee — Ed Hochuli (85); **Umpire** — Jim Quirk (5); **Head Linesman** — John Schleyer (21); **Line Judge** — Ben Montgomery (117); **Back Judge** — Paul Baetz (22); **Side Judge** — Doug Toole (4); **Field Judge** — Don Dorkowski (113)

STARTING LINEUPS

Green Bay Packers						Denver Broncos					
Offense			Defense			Offense			Defense		
WR	96	A. Freeman	LE	92	R. Smith	WR	80	R. Smith	LE	90	N. Smith
LT	76	F. Verba	DT	71	S. White	LT	85	G. Zimmerman	LT	94	K. Traylor
LG	73	A. Taylor	DT	93	G. Brown	LG	69	M. Schlereth	RT	98	M. Tanuvasa
C	52	F. Winters	RE	98	G. Wilkins	C	66	T. Nalen	RE	91	A. Williams
RG	63	A. Timmerman	LLB	54	S. Joyner	RG	75	B. Habib	WLB	51	J. Mobley
RT	72	E. Dotson	MLB	55	B. Harris	RT	77	T. Jones	MLB	57	A. Aldridge
TE	89	M. Chmura	LLB	51	B. Williams	TE	84	S. Sharpe	SLB	53	B. Romarowski
WR	67	R. Brooks	RT	7	T. Williams	WR	67	J. Haffrey	LCB	39	R. Crockett
QB	4	B. Favre	RCB	35	D. Evans	QB	7	J. Elway	RCB	23	D. Gordon
RB	25	D. Levens	SS	36	L. Butler	RB	30	T. Davis	SS	34	T. Braxton
FB	30	W. Henderson	FS	41	E. Robinson	FB	29	H. Griffith	FS	27	S. Atwater

DENVER SUBSTITUTIONS: K 1 Jason Elam, P 16 T. Rouen, CB 21 R. Hilliard, RB 22 V. Hebron, CB 25 D. Johnson, CB 26 T. McKyer, RW 31 D. Loville, S 32 T. Velard, S 33 D. Dodge, RB 37 C. Lynn, FB 42 D. Smith, LB 55 K. Burns, LB 59 G. Cadrez, G 63 D. Diaz-Inayat, T 74 H. Swayne, WR 81 M. Jeffers, WR 85 W. Green, TE 89 D. Carsewell, DT 93 T. Pryce, DE 96 H. Hasselbach, DT 97 M. Lodish. **NOT PLAY:** QB 26 B. Brister, TE 86 B. Chamberlain. **INACTIVE:** QB 8 J. Lewis, LB 50 J. Hesse, LB 58 S. Russ, C/G 62 D. Neil, T 70 J. Brown, DE 72 E. Jones, WR 88 S. Wilson, DT 99 D. Richie.

FIELD GOALS (made () & missed)

R. Longwell		(27)	J. Elam	(51)				
VISITOR	Green Bay Packers		1	2	3	4	OT	TOTAL
HOME	Denver Broncos		7	7	3	7	-	24
			7	10	7	7	-	31

Team	Qtr	Clock Time	SCORING PLAY	SCORE	
				Visitor	Home
PACKERS	1	10:58	A. Freeman 22 yd. pass from B. Favre (R. Longwell, kick) (8-76, 4:02)	7	0
BRONCOS	1	5:39	T. Davis 1 yd. run (J. Elam, kick) (10-58, 5:19)	7	0
BRONCOS	2	14:55	J. Elway 1 yd. (J. Elam, kick) (8-45, 4:54)	7	14
BRONCOS	2	12:21	J. Elam 51 yd. Field Goal (4-0, 1:02)	7	17
PACKERS	2	0:12	M. Chmura 6 yd. pass from B. Favre (R. Longwell, kick) (17-95, 7:26)	14	17
PACKERS	3	11:59	R. Longwell 27 yd. Field Goal (7-17, 2:42)	17	17
BRONCOS	3	0:34	T. Davis 1 yd. run (J. Elam, kick) (13-92, 7:12)	17	24
PACKERS	4	13:32	A. Freeman 13 yd. pass from B. Favre (R. Longwell, kick) (4-85, 1:39)	24	24
BRONCOS	4	1:45	T. Davis 1 yd. run (J. Elam, kick) (5-49, 1:42)	24	24

FINAL BRONCOS DEFENSIVE STATISTICS

(Based on unofficial press box statistics)

(Based on unofficial press box statistics)

Player	UT	A	TT	PD	FR	FF	S-Yds	L-Yds	Player	UT	A	TT	PD	FR	FF	S-Yds	L-Yds
T. Braxton	6	1	7	1	0	0	0-0	1-0	D. Johnson	1	0	1	0	0	0	0-0	0-0
S. Atwater	6	0	6	2	0	1	1-1	0-0	N. Tanuvasa	1	0	1	0	0	0	0-0	0-0
R. Crockett	6	0	6	1	0	0	0-0	0-0	M. Smith	0	0	0	0	0	0	0-0	0-0
J. Mobley	6	0	6	1	0	0	0-0	0-0	K. Burns	0	0	0	0	0	0	0-0	0-0
B. Romanowski	4	1	5	0	0	0	0-0	0-0	C. Cadrez	0	0	0	0	0	0	0-0	0-0
A. Aldridge	4	0	4	0	0	0	0-0	0-0	D. Dodge	0	0	0	0	0	0	0-0	0-0
D. Gordon	3	0	3	1	0	0	0-0	0-0	R. Hilliard	0	0	0	0	0	0	0-0	0-0
M. Lodish	2	0	2	0	0	0	0-0	0-0	T. McKyer	0	0	0	0	0	0	0-0	0-0
K. Traylor	2	0	2	0	0	0	0-0	0-0	T. Pryce	0	0	0	0	0	0	0-0	0-0
A. Williams	1	1	2	0	0	0	0-0	0-0	Team Totals	43	3	46	7	1	1	1-1	1-0
H. Hasselbach	1	0	1	0	0	0	0-0	0-0									


FINAL INDIVIDUAL STATISTICS

Green Bay Packers											Denver Broncos																
RUSHING		ATT	YDS	AVG	LG	TD						RUSHING		ATT	YDS	AVG	LG	TD									
D. Lavens		19	90	4.7	16	0						T. Davis		30	157	5.2	27	3									
R. Brooks		1	5	5.0	5	0						J. Elway		5	17	3.4	10	1									
												V. Hebron		3	3	1.0	2	0									
												H. Griffith		1	2	2.0	2	0									
Total		20	95	4.8	16	0						Total		39	179	4.6	27	4									
PASSING		ATT	CMP	YDS	TD	LG	IN	TKD/				PASSING		ATT	CMP	YDS	TD	LG	IN	TKD/							
B. Favre		42	25	256	1/1	3	27	1					J. Elway		22	12	123	0/0	0	36	1						
Total		42	25	256	1/1	3	27	1					Total		22	12	123	0/0	0	36	1						
PASS RECEIVING				NO	YDS	LG	TD						PASS RECEIVING				NO	YDS	LG	TD							
A. Freeman				9	126	27	2						S. Sharpe				5	38	12	0							
D. Lavens				6	56	22	0						E. McCaffrey				2	45	36	0							
M. Chmura				4	43	21	1						T. Davis				2	8	4	0							
R. Brooks				3	16	10	0						H. Griffith				1	23	23	0							
W. Henderson				2	9	7	0						V. Hebron				1	5	5	0							
T. Mickens				1	6	8	0						D. Carswell				1	4	4	0							
Total				25	256	27	3						Total				12	123	36	0							
INTERCEPTIONS				NO	YDS	LG	TD						INTERCEPTIONS				NO	YDS	LG	TD							
E. Robinson				1	17	17	0						T. Braxton				1	0	0	0							
Total				1	17	17	0						Total				1	0	0	0							
PUNTING		NO	YDS	AVG	TB	IN20	LG						PUNTING		NO	YDS	AVG	TB	IN20	LG							
C. Hentrich		4	142	35.5	0	2	51						T. Rouen		4	146	36.5	0	2	47							
Total		4	142	35.5	0	2	51						Total		4	146	36.5	0	2	47							
PUNT RETURNS				NO	FC	YDS	LG	TD						PUNT RETURNS				NO	FC	YDS	LG	TD					
R. Brooks				0	1	0	0	0						D. Gordon				0	2	0	0	0					
(DOWNED)				3	0	0	0	0						R. Smith				0	1	0	0	0					
Returns				0		0	0	0						(DOWNED)				1	0	0	0	0					
				0		0	0	0						Returns				0		0	0	0					
KICKOFF RETURNS				NO	FC	YDS	LG	TD						KICKOFF RETURNS				NO	FC	YDS	LG	TD					
A. Freeman				6	0	104	22	0						V. Hebron				4	0	79	32	0					
Returns				6		104	22	0						K. Burns				1	0	16	16	0					
														Returns				5		95	32	0					
Green Bay Packers		Own				Opp.				Out	Denver Broncos		Own				Opp.				Out						
FUMBLES	Fum	Rec.	Yds	TD	FF	Yds	TD	Bnds			FUMBLES	Fum	Rec.	Yds	TD	FF	Yds	TD	Bnds								
B. Favre	1	0	0	0	0	1	0	0	0	0	N. Smith	0	0	0	0	0	1	0	0	0	0						
T. Williams	0	0	0	0	0	1	1	0	0	0	S. Atwater	0	0	0	0	1	0	0	0	0	0						
A. Freeman	1	0	0	0	0	0	0	0	0	0	T. Davis	1	0	0	0	0	0	0	0	0	0						
											T. McKyer	0	0	0	0	0	1	0	0	0	0						
											T. Veland	0	0	0	0	1	0	0	0	0	0						
Total	2	0	0	0	1	1	0	0	0	0	Total	1	0	0	0	2	2	0	0	0	0						

FINAL TEAM STATISTICS

	VISITOR PACKERS	HOME BRONCOS
TOTAL FIRST DOWNS	21	21
By Rushing	4	14
By Passing	14	5
By Penalty	3	2
THIRD DOWN EFFICIENCY	5-14-36%	5-10-50%
FOURTH DOWN EFFICIENCY	0-1-0%	0-0-0%
TOTAL NET YARDS	350	302
Total Offensive Plays (inc. times thrown passing)	63	61
Average gain per offensive play	5.6	5.0
NET YARDS RUSHING	95	179
Total Rushing Plays	20	39
Average gain per rushing play	4.8	4.6
NET YARDS PASSING	255	123
Times thrown - yards lost attempting to pass	1-1	0-0
Gross yards passing	256	123
PASS ATTEMPTS-COMPLETIONS-HAD INTERCEPTED	42-25-1	22-12-1
Average gain per pass play (inc. # thrown passing)	5.9	5.6
KICKOFFS Number-In End Zone-Touchbacks	5-0-0	6-0-0
PUNTS Number and Average	4-35.5	4-36.5
Had Blocked	0	0
FGs - PATs Had Blocked	0-0	0-0
TOTAL RETURN YARDAGE (Not Including Kickoffs)	17	0
No. and Yards Punt Returns	0-0	0-0
No. and Yards Kickoff Returns	6-104	5-95
No. and Yards Interception Returns	1-17	1-0
PENALTIES Number and Yards	9-59	7-65
FUMBLES Number and Lost	2-2	1-1
TOUCHDOWNS	3	4
Rushing	0	4
Passing	3	0
EXTRA POINTS Made-Attempts	3-3	4-4
Kicking Made-Attempts	3-3	4-4
FIELD GOALS Made-Attempts	1-1	1-1
SAFETIES	0	0
FINAL SCORE	24	31
TIME OF POSSESSION	27:35	32:25

1998 ROSTER BREAKDOWNS



Cornerback
Ray Crockett

BRONCOS BREAKDOWN BY POSITION

Players listed alphabetically

OFFENSE

QUARTERBACK

Bubby Brister
John Elway
Brian Griese
Jeff Lewis
Doug Nussmeier

RUNNING BACK

Curtis Alexander
Jeremy Burkett
Terrell Davis
Ryan Christopherson
Howard Griffith
Vaughn Hebron
Chris Howard
Derek Loville
Anthony Lynn
Detron Smith

WIDE RECEIVER

Justin Armour
Andre Cooper
David Gamble
Willie Green
Patrick Jeffers
Kevin Jordan
Ed McCaffrey
Marcus Nash
Rod Smith
Sir Mawn Wilson

TIGHT END

Dwayne Carswell
Byron Chamberlain
Shannon Sharpe

GUARD

Chris Banks
David Diaz-Infante
Dan Neil
Craig Novitsky
Mark Schlereth
Kendell Watkins

CENTER

Courtney Hall
K.C. Jones
Tom Nalen

TACKLE

Leo Goetas
Tony Jones
Harry Swayne
Trey Teague
Melvin Tuten

DEFENSE

DEFENSIVE END

Cyron Brown
Martin Harrison
Harald Hasselbach
Dameian Jeffries
Ernest Jones
Neil Smith
Marvin Washington
Alfred Williams

DEFENSIVE TACKLE

Pat Ivey
Mike Lodish
Trevor Pryce
David Richie
Maa Tanuvasa
Keith Traylor

LINEBACKER

Keith Burns
Glenn Cadrez
Erick Herrin
Jon Hesse
Ryan McCoy
John Mobley
Bill Romanowski
Steve Russ
Nate Wayne

SAFETY

Steve Atwater
Tyrone Braxton
Eric Brown
George Coghill
Dedrick Dodge
Tori Noel
Terry Ray
Tony Veland

CORNERBACK

Ray Crockett
Darrien Gordon
Randy Hilliard
Tory James
Darius Johnson
Jason Kaiser
Carl Kidd
Tito Paul

SPECIAL TEAMS

PUNTER

Tom Rouen
Mike Panasuk

PLACE KICKER

Jason Elam
Mike Panasuk

SNAPPER (KICKS)

David Diaz-Infante
Tom Nalen
Trey Teague

SNAPPER (PUNTS)

Glenn Cadrez
David Diaz-Infante
Detron Smith
Trey Teague

HOLDER

Bubby Brister
Brian Griese
Jeff Lewis
Tom Rouen

KICKOFF RETURNS

Vaughn Hebron
Darius Johnson
Carl Kidd
Derek Loville

PUNT RETURNS

Darrien Gordon
Marcus Nash
Rod Smith

Rookies and first-year free agents in *italics*
Players may be listed at more than one position
Position assignments are tentative as of June 10, 1998

PRONUNCIATION GUIDE

Cyron Brown (SY-ron)
Jeremy Burkett (ber-KET)
Glenn Cadrez (ku-DREZ)
Ryan Christopherson
(kri-STOP-er-son)
D. Diaz-Infante (DEE-oz in-FON-tye)
Dedrick Dodge (DEAD-rikk)

Jason Elam (EE-lum)
Chris Gizzi (GIZ-ee)
Leo Goetas (GO-as)
Darrien Gordon (DARE-ee-en)
Brian Griese (GREE-see)
Harald Hasselbach (HASS-el-back)
Vaughn Hebron (HEB-ron)

Darius Johnson (DARE-ee-us)
Derek Loville (lu-VIL)
Tori Noel (no-EL)
Mike Panasuk (PAN-u-suk)
Tom Rouen (RUIN)
Mark Schlereth (SHLARE-eth)
Detron Smith (DEE-tron)

Maa Tanuvasa
(MAH-ah TAH-noo-VA-suh)
Trey Teague (TEEG)
Tony Veland (VEE-land)

DENVER BRONCOS 1998 VETERAN ROSTER (AS OF JUNE 10, 1998)

No.	Player	Pos.	Ht.	Wt.	Birthdate	NFL Exp.	College	Hometown	How Acq.	'97 Games/ Starts	Numerical Roster
63	Armour, Justin	WR	6-4	209	1/1/73	4	Stanford	Colorado Springs, Colo.	FA-'98	0/0@	1 Jason Elam.....K
27	Atwater, Steve	S	6-3	216	10/28/68	10	Arkansas	Chicago, Ill.	D1-'89	15/15	6 Bubba Brister.....QB
34	Braxton, Tyrone	QB	5-11	185	12/17/64	12	North Dakota State	Madison, Wisc.	FA-'95	16/16	7 John Elway.....QB
6	Brister, Bubba	QB	6-3	207	8/15/62	12	Northeast Louisiana	Monroe, La.	FA-'97	1/0	8 Jeff Lewis.....QB
56	Burns, Keith	LB	6-2	245	5/16/72	5	Oklahoma State	Greeleyville, S.C.	D7a-'94	16/0	11 Kevin Jordan.....WR
59	Cadrez, Glenn	LB	6-3	245	1/2/70	7	Houston	El Centro, Calif.	FA-'95	16/0	13 Doug Nussmeier.....QB
89	Carswell, Dwayne	TE	6-3	261	1/18/72	5	Liberia	Jacksonville, Fla.	RFA-'94	16/3	16 Tom Rouen.....P
86	Chamberlain, Byron	TE	6-1	240	10/17/71	4	Wayne State	Fort Worth, Texas	D7b-'95	10/0	20 Tony James.....CB
36	Christopherson, Ryan	FB	5-11	246	7/26/72	3	Wyoming	Sioux Falls, S.D.	FA-'98	8/0@	21 Darrien Gordon.....CB
48	Coghill, George	S	6-0	211	3/30/70	2	Wake Forest	Fredricksburg, Va.	FA-'98	0/0	22 Vaughn Hebronn.....RB
39	Crockett, Ray	CB	5-10	185	1/5/67	10	Baylor	Dallas, Texas	UFA (Det.)-'94	16/16	23 Randy Hillard.....CB
30	Davis, Terrell	RB	5-11	210	10/28/72	4	Georgia	San Diego, Calif.	D6b-'95	15/15	24 Terry Ruff.....S
63	Diaz-Infante, David	G	6-3	296	3/31/64	4	San Jose State	San Jose, Calif.	FA-'95	16/7	25 Darius Johnson.....CB
33	Dodge, Dedrick	S	6-2	187	6/14/67	7	Florida State	Neptune, N.J.	FA-'97	16/0	27 Steve Atwater.....S
1	Elam, Jason	K	5-11	200	3/8/70	6	Hawaii	Ft. Walton Beach, Fla.	D3b-'93	15/0	28 Tim Paul.....CB
7	Elway, John	QB	6-3	215	6/28/60	16	Stanford	Port Angeles, Wash.	T (Ball)-'83	16/16	29 Howard Griffith.....FB
82	Gamble, David	WR	6-1	190	6/14/71	2	New Hampshire	San Antonio, Texas	FA-'97	2/0	30 Terrell Davis.....RB
67	Goets, Leo	T	6-4	300	8/15/68	9	Hawaii	Honolulu, Hawaii	FA-'98	11/7@	31 Derek Loville.....RB
21	Gordon, Darrien	CB	5-11	185	11/14/70	6	Stanford	Shawnee, Okla.	UFA (SD)-'97	16/16	32 Tony Velard.....S
85	Green, Willie	WR	6-4	188	4/2/66	9	Mississippi	Athens, Ga.	UFA (Car)-'97	16/1	33 Dedrick Dodge.....S
29	Griffith, Howard	FB	6-0	240	11/17/67	6	Illinois	Chicago, Ill.	UFA (Car)-'97	15/13	34 Tyrone Braxton.....S
61	Hall, Courtney	C	6-1	281	8/26/68	9	Rice	Los Angeles, Calif.	FA-'98	0/0@	36 Ryan Christopherson.....FB
92	Harrison, Martin	DE	6-5	265	9/20/67	8	Washington	Livermore, Calif.	FA-'98	8/0@	37 Anthony Lynn.....FB
96	Hasselbach, Harald	DE	6-6	284	9/22/67	5	Washington	Amsterdam, Holland	FA-'94	16/3	39 Ray Crockett.....CB
22	Hebronn, Vaughn	RB	5-8	195	10/7/70	2	Virginia Tech	Baltimore, Md.	FA-'96	16/1	42 Detron Smith.....FB
50	Hesse, Jon	LB	6-3	258	6/6/73	2	Nebraska	Lincoln, Neb.	FA-'97	0/0	46 Carl Kidd.....CB
23	Hilliard, Randy	CB	5-11	168	2/6/67	9	Northwestern (La.) St.	Metairie, La.	FA-'94	14/0	48 George Coghill.....S
20	James, Tony	CB	6-1	193	5/18/73	3	Louisiana State	New Orleans, La.	D2-'96	0/0	50 Jon Hesse.....LB
61	Jeffers, Patrick	WR	6-3	218	2/2/73	3	Virginia	Fort Worth, Texas	D5-'96	10/0	51 John Mobley.....LB
76	Jeffries, Darnell	DL	6-4	277	5/7/73	2	Alabama	Sylacauga, Ala.	FA-'98	2/0@	53 Bill Romanowski.....LB
25	Jefferson, Darnius	CB	5-9	185	9/17/72	3	Oklahoma	Terrell, Texas	D4b-'96	16/0	56 Keith Burns.....LB
72	Jones, Ernest	DE	6-2	255	4/1/71	5	Oregon	Utica, N.Y.	FA-'96	1/0	58 Steve Russ.....LB
60	Jones, K.C.	C	6-1	275	3/28/74	2	Miami (Fla.)	Midland, Texas	RFA-'97	0/0	59 Glenn Cadrez.....CB
77	Jones, Tony	T	6-5	295	5/24/66	11	Western Carolina	Royston, Ga.	T (Ball)-'97	16/16	60 K.C. Jones.....C
11	Jordan, Kevin	WR	6-2	197	12/14/72	2	UCLA	Beltsville, Md.	FA-'98	0/0@	61 Courtney Hall.....C
46	Kidd, Carl	CB	6-1	200	6/10/73	3	Arkansas	Pine Bluff, Ark.	FA-'98	16/0@	62 Dan Neil.....G



No.	Player	Pos.	Ht.	Wt.	Birthdate	NFL Exp.	College	Hometown	How Acq.	'97 Games/ Starts	Numerical Roster
78	Lepais, Matt	T	6-4	290	1/13/74	2	Colorado	Conroe, Texas	RFA-'97	0/0	63 David Diaz-Infante.....G
8	Lewis, Jeff	QB	6-2	217	4/17/73	3	Northern Arizona	Columbus, Ohio	D4a-'96	3/0	64 Craig Novitsky.....G
97	Lodish, Mike	DT	6-3	260	8/11/67	9	UCLA	Birmingham, Mich.	UFA (Bu)-'95	16/0	65 Gary Zimmerman.....T
31	Lovillo, Derek	RB	5-10	208	7/4/68	8	Oregon	San Francisco, Calif.	UFA (SF)-'97	16/0	66 Tom Nalen.....C
37	Lynn, Anthony	FB	6-3	230	12/21/68	5	Texas Tech	McKinney, Texas	UFA (SF)-'97	16/0	67 Leo Goets.....G
87	McCaffrey, Ed	WR	6-5	215	8/17/68	8	Stanford	Alentown, Pa.	UFA (SF)-'95	15/15	68 Kendall Watkins.....G
51	Mobley, John	LB	6-1	236	10/10/73	3	Kutztown (Pa.)	Chesler, Pa.	D1-'96	16/16	69 Mark Schlereth.....G
66	Nalen, Tom	C	6-2	286	5/13/71	5	Boston College	Foxboro, Mass.	D7c-'94	16/16	71 Melvin Tuten.....T
62	Neil, Dan	G	6-2	281	10/21/73	2	Texas	Cypress Creek, Texas	D3-'97	3/0	72 Ernest Jones.....DE
13	Novitsky, Craig	G	6-5	295	5/12/71	4	UCLA	Washington, D.C.	FA-'98	16/0@	74 Harry Swayne.....DE
28	Paul, Tito	QB	6-3	211	12/11/70	5	Idaho	Portland, Ore.	UFA (NO)-'98	5/2@	76 Darnell Jeffries.....DL
93	Pryce, Trevor	DT	6-0	200	5/24/72	4	Ohio State	Oscosola, Fla.	FA-'98	15/5@	77 Tony Jones.....T
24	Ray, Terry	S	6-1	205	8/3/75	2	Clemson	Winter Park, Fla.	D1-'97	8/3	78 Matt Lepais.....T
99	Richie, David	DT	6-4	245	10/12/69	5	Oklahoma	Killeen, Texas	FA-'98	16/7@	80 Rod Smith.....WR
53	Romanowski, Bill	LB	6-4	280	9/26/73	2	Washington	Kelso, Wash.	RFA-'97	2/0	81 Patrick Jeffers.....WR
16	Rouen, Tom	P	6-3	225	4/2/66	11	Boston College	Vernon, Conn.	UFA (Phi)-'96	16/16	82 David Gamble.....WR
58	Russ, Steve	LB	6-4	245	6/8/68	6	Colorado	Hinsdale, Ill.	FA-'93	16/0	83 Justin Armour.....WR
69	Schlereth, Mark	G	6-3	287	1/25/66	10	Air Force	Stetsonville, Wisc.	D7a-'95	14/0	84 Shannon Sharpe.....TE
84	Sharpe, Shannon	TE	6-2	230	6/26/68	9	Savannah State	Anchorage, Ak.	UFA (Was)-'95	11/11	85 Willie Green.....WR
42	Smith, Detron	FB	5-9	231	2/25/74	3	Texas A&M	Glenville, Ga.	D7-'90	16/16	86 Byron Chamberlain.....TE
90	Smith, Neil	DE	6-4	273	4/10/66	11	Nebraska	New Orleans, La.	UFA (KC)-'97	14/13	87 Ed McCaffrey.....WR
80	Smith, Rod	WR	6-0	196	5/15/70	4	Missouri Southern	Texarkana, Ark.	RFA-'94	16/16	88 Sir Mawn Wilson.....WR
74	Swayne, Harry	T	6-5	295	2/2/65	12	Rutgers	Philadelphia, Pa.	UFA (SD)-'97	7/0	89 Dwayne Carswell.....DE
98	Tanavasa, Maa	DT	6-2	277	11/6/70	5	Hawaii	Milliani, Hawaii	FA-'95	15/5	90 Neil Smith.....DE
94	Taylor, Keith	DT	6-2	304	9/3/69	7	Central State (Okla.)	Little Rock, Ark.	UFA (KC)-'97	16/16	91 Alfred Williams.....DE
71	Tuten, Melvin	T	6-6	305	11/11/71	3	Syracuse	Washington, D.C.	FA-'98	12/0	92 Martin Harrison.....DE
32	Velard, Tony	S	6-1	209	3/11/73	2	Nebraska	Omaha, Neb.	D6-'96	10/1@	93 Trevor Pryce.....DT
95	Washington, Marvin	DE	6-6	285	10/22/65	10	Idaho	Dallas, Texas	FA-'98	0/0@	94 Keith Taylor.....DT
68	Watkins, Kendall	G	6-1	282	3/6/73	3	Mississippi State	Jackson, Miss.	FA-'99	0/0@	95 Marvin Washington.....DE
91	Williams, Alfred	DE	6-6	265	11/6/68	8	Colorado	Houston, Texas	UFA (SF)-'96	16/16	96 Harald Hasselbach.....DE
88	Wilson, Sir Mawn	WR	6-2	213	6/4/73	2	Syracuse	Killeen, Texas	FA-'97	0/0	97 Mike Lodish.....DT
65	Zimmerman, Gary	T	6-6	294	12/13/61	13	Oregon	Walnut, Calif.	T (Minn)-'94	14/14	98 Maa Tanavasa.....DT
											99 David Richie.....DT

KEY: D - draft; FA - free agent; RFA - rookie free agent; UFA - unrestricted free agent; T - trade

@ - at the end of '97 games/starts category indicates: Armour did not play in any games with San Francisco; Barnes played in three games with Tennessee; Christopherson played in two games with Jacksonville, and then six games with Arizona in 1996; Goets played in 11 games with Baltimore; Harrison played in eight games with Seattle; Jeffries played in two games with New Orleans in 1995; Jordan did not play in any games with Cincinnati or Arizona in 1996; Hall played in seven games with San Diego in 1996; Kidd played in 16 games with Oakland in 1996; Novitsky played in 16 games with New Orleans in 1996; Nussmeier played in five games with Cincinnati and one game with Arizona; Paul played in 14 games with Cincinnati and one game with Arizona; Ray played in 16 games with New England in 1996; Tuten played in 16 games with Cincinnati in 1996; Washington played in 10 games with San Francisco; Watkins was on injured reserve with Dallas in 1996.

DENVER BRONCOS 1998 ROOKIE & FIRST-YEAR ROSTER

No.	Name	Pos.	Ht.	Wt.	Birthdate	Exp.	College	Hometown	How Acq.
40	Alexander, Curtis	RB	6-0	204	6/11/74	R	Alabama	Memphis, Tenn.	D4-'98
41	Ashman, Duane	DL	6-3	276	12/29/73	1	Virginia	Fork Union, Va.	FA-'97
79	Branch, Chris	G	6-1	304	4/4/73	1	Kansas	Lexington, Mo.	FA-'98
19	Brink, Darrick	WR	6-0	196	2/10/70	1	Hawaii	Dallas, Texas	FA-'98
73	Brown, Cyron	DE	6-5	241	6/28/75	R	Western Illinois	Chicago, Ill.	RFA-'98
26	Brown, Eric	S	6-0	203	3/20/75	R	Mississippi State	San Antonio, Texas	D2-'98
41	Burkett, Jeremy	TE	6-1	215	4/15/73	1	Colorado State	Denver, Colo.	FA-'98
55	Butler, Hillary	LB	6-2	244	1/5/71	1	Washington	Tacoma, Wash.	FA-'97
15	Cooper, Andre	WR	6-2	195	6/21/75	1	Florida State	Jacksonville, Fla.	FA-'98
49	Gizzi, Chris	LB	6-0	230	3/8/75	R	Air Force Academy	Cleveland, Ohio	RFA-'98
14	Giese, Brian	QB	6-3	215	3/18/75	R	Michigan	Miami, Fla.	RFA-'98
52	Herrin, Erick	LB	6-1	235	4/3/69	1	Southern California	Akron, Ohio	FA-'98
35	Howard, Chris	RB	5-10	223	5/5/75	R	Michigan	River Ridge, La.	D5-'98
75	Ivey, Pat	DE	6-4	247	12/27/72	1	Missouri	Detroit, Mich.	FA-'98
45	Kaiser, Jason	CB	6-0	190	11/9/73	R	Culver-Stockton	Highlands Ranch, Colo.	RFA-'98
57	McCoy, Ryan	LB	6-2	237	3/13/72	1	Houston	Beaumont, Texas	FA-'98
12	Nash, Marcus	WR	6-3	195	2/1/76	R	Tennessee	Tulsa, Okla.	D1-'98
38	Noel, Tori	DB	6-0	200	2/17/75	R	Tennessee	Memphis, Tenn.	RFA-'98
3	Panasuk, Mike	P/K	5-11	198	12/1/68	1	Ferris State	Southfield, Mich.	FA-'98
70	Teague, Trey	T	6-5	307	12/27/74	R	Tennessee	Jackson, Tenn.	D7a-'98
54	Wayne, Nate	LB	6-0	229	1/12/75	R	Mississippi	Macon, Miss.	D7b-'98


The term NFL ROOKIE is defined as a player who is in his first season of professional football and has not been on the roster of another professional football team for any regular-season or postseason games. A ROOKIE is designated by an "R" on NFL rosters. Players who have been active in another professional league or players who have NFL experience, including their preseason training camp or being on an Active List or Inactive List, or on Reserve/Physically Unable to Perform for fewer than six regular season games, are termed NFL First-Year Players. An NFL First-Year Player is designated by a "1" on NFL rosters. Thereafter, a player is credited with an additional year of experience for each season in which he accumulates six games on the Active List or Inactive List, or on Reserve/Injured or Reserve/Physically Unable to Perform.

HOW THE BRONCOS ARE BEING BUILT

YEAR	DRAFT	TRADES	FREE AGENTS/WAIVERS
1983		QB John Elway (from Baltimore)	
9-7 3rd AFC West			
1987	S Tyrone Braxton (12)		
10-4-1 1st AFC West AFC Champions			
1989	S Steve Atwater (1)		
11-5 1st AFC West AFC Champions			
1990	TE Shannon Sharpe (7)		
5-11 5th AFC West			
1993	K Jason Elam (3b)	T Gary Zimmerman (from Minnesota)	P Tom Rouen**
9-7 3rd AFC West			
1994	LB Keith Burns (7a) C Tom Nalen (7c)		TE Dwayne Carswell** CB Ray Crockett*** DE Harald Hasselbach** CB Randy Hilliard*** WR Rod Smith*
7-9 4th AFC West			
1995	RB Terrell Davis (6b) LB Steve Russ (7a) TE Byron Chamberlain (7b)		LB Glenn Cadrez** OL David Diaz-Infante** DT Mike Lodish*** WR Ed McCaffrey*** G Mark Schlereth*** DL Maa Tanuvasa**
8-8 4th AFC West			
1996	LB John Mobley (1) CB Tony James (2) (IR) FB Detron Smith (3a) QB Jeff Lewis (4a) CB Darrius Johnson (4b) WR Patrick Jeffers (5) S Tony Veland (6) G Chris Banks (7b) (PS)		RB Vaughn Hebronn** DE Ernest Jones** LB Bill Romanowski*** DE Alfred Williams***
13-3 1st AFC West			
1997	DT Trevor Pryce (1) C/G Dan Neil (3)	T Tony Jones (from Baltimore)	DT Duane Ashman** (PS) QB Bubby Brister** LB Hillary Butler** (PS) S George Coghill** (PS) S Dedrick Dodge** WR David Gamble** (PS) CB Darrien Gordon*** WR Willie Green*** FB Howard Griffith*** LB Jon Hesse** C K.C. Jones* (IR) T Matt Lepsis* (NFI) RB Derek Loville*** RB Anthony Lynn*** DT David Richie* DE Neil Smith*** T Harry Swayne*** DT Keith Traylor*** WR Sir Mawn Wilson**
12-4 2nd AFC West Super Bowl Champs			
1998	WR Justin Armour** S Eric Brown (2) QB Brian Griese (3) RB Curtis Alexander (4) RB Chris Howard (5) T Trey Teague (7a) LB Nate Wayne (7b)		WR Derrick Branch** DE Cyron Brown** FB Jeremy Burkett** FB Ryan Christopherson** WR Andre Cooper** LB Chris Gizzi* T Leo Goetz** C Courtney Hall** DE Martin Harrison** LB Erick Herrin** DT Pat Ivey** DE Dameian Jeffries** WR Kevin Jordan** CB Jason Kaiser* CB Carl Kidd** LB Ryan McCoy** S Tori Noel* T Craig Novitsky** QB Doug Nussmeier*** P/K Mike Panasuk** CB Tito Paul** S Terry Ray** T Melvin Tuten** DE Marvin Washington*** G Kendell Watkins**

Number in parenthesis after draft choice indicates the round in which the player was taken.
 * - indicates player was a rookie free agent when he joined the Broncos.
 ** - indicates player was an NFL veteran or had been in other camps before joining the Broncos.
 *** - indicates player was an unrestricted free agent who had not been released by previous team.
 PB - indicates player was a Plan B free agent.
 PS - indicates player was on Practice Squad at end of '97 season.
 IR - indicates player was on Injured Reserve at end of '97 season.
 PUP - indicates player is on Physically Unable to Perform List.

HISTORY AND RECORDS



Safety Tyrone Braxton

ALL-TIME GAME RESULTS

(Sunday afternoon games, unless otherwise indicated)

Mo.	Date	Attendance	Score	W/L	Opponent	Game Site	Notes
-----	------	------------	-------	-----	----------	-----------	-------

1960

HEAD COACH: Frank Filchok

PRESEASON (0-5)

Aug 5	4,706	6-43	L	Boston Patriots	Providence, R.I.	Friday night
Aug 13	6,200	14-31	L	Buffalo Bills	Rochester, New York	Saturday night
Aug 20	19,500	3-42	L	Houston Oilers	Jeppesen Stadium	Saturday night
Aug 27	5,500	0-48	L	Dallas Texans	Little Rock, Arkansas	Saturday night
Sep 3	21,516	30-36	L	Los Angeles Chargers	Los Angeles Coliseum	Saturday night
	57,422	53-192				

REGULAR SEASON (4-9-1) (4th AFL West)

Sep 9	21,597	13-10	W	Boston Patriots	Boston Univ. Field	Friday night
Sep 18	15,229	27-21	W	Buffalo Bills	War Memorial Stadium	
Sep 23	20,462	24-28	L	New York Titans	Polo Grounds	Friday night
Oct 2	18,372	31-14	W	Oakland Raiders	Bears Stadium	
Oct 16	19,141	19-23	L	Los Angeles Chargers	Bears Stadium	
Oct 23	12,683	31-24	W	Boston Patriots	Bears Stadium	
Oct 30	13,002	14-17	L	Dallas Texans	Bears Stadium	
Nov 6	14,489	25-45	L	Houston Oilers	Bears Stadium	
Nov 13	21,000	7-34	L	Dallas Texans	Cotton Bowl	
Nov 20	20,778	10-20	L	Houston Oilers	Jeppesen Stadium	
Nov 27	7,785	38-38	T	Buffalo Bills	Bears Stadium	
Dec 4	5,861	27-30	L	New York Titans	Bears Stadium	
Dec 10	9,928	33-41	L	Los Angeles Chargers	Los Angeles Coliseum	Saturday
Dec 16	7,000	10-48	L	Oakland Raiders	Kezar Stadium	Friday night
	207,327	309-393		(Bye Oct 9)		

1961

HEAD COACH: Frank Filchok

PRESEASON (1-4)

Aug 12	10,000	13-31	L	Dallas Texans	Midland, Texas	Saturday night
Aug 19	6,500	48-21	W	Oakland Raiders	Spokane, Washington	Saturday night
Aug 25	21,710	27-29	L	Dallas Texans	Fort Worth, Texas	Friday night
Sep 1	10,087	10-42	L	Houston Oilers	Mobile, Alabama	Friday night
Sep 4	6,300	12-49	L	Oakland Raiders	Candlestick Park	Monday
	54,597	110-172				

REGULAR SEASON (3-11) (3rd AFL West)

Sep 10	16,636	22-10	W	Buffalo Bills	War Memorial Stadium	
Sep 16	14,479	17-45	L	Boston Patriots	Boston Univ. Field	Saturday night
Sep 24	14,381	28-35	L	New York Titans	Polo Grounds	
Oct 1	8,361	19-33	L	Oakland Raiders	Candlestick Park	
Oct 8	14,500	12-19	L	Dallas Texans	Bears Stadium	
Oct 15	11,129	27-24	W	Oakland Raiders	Bears Stadium	
Oct 22	12,508	27-10	W	New York Titans	Bears Stadium	
Oct 29	32,584	0-37	L	San Diego Chargers	Balboa Stadium	
Nov 5	11,564	14-55	L	Houston Oilers	Bears Stadium	
Nov 12	7,859	16-19	L	San Diego Chargers	Bears Stadium	
Nov 19	7,645	10-23	L	Buffalo Bills	Bears Stadium	
Nov 26	27,874	14-45	L	Houston Oilers	Jeppesen Stadium	
Dec 3	9,303	24-28	L	Boston Patriots	Bears Stadium	
Dec 10	8,000	21-49	L	Dallas Texans	Cotton Bowl	
	196,823	251-432		(Bye Dec 17)		

1962

HEAD COACH: Jack Faulkner

PRESEASON (2-2)

Aug 10	11,500	17-33	L	Houston Oilers	Atlanta, Ga.	Friday night
Aug 18	19,168	24-31	L	San Diego Chargers	Balboa Stadium	Saturday night
Aug 24	18,000	27-24	W	Dallas Texans	Fort Worth, Texas	Friday night
Aug 31	5,000	41-12	W	Oakland Raiders	Stockton, Calif.	Friday night
	53,668	109-100				

REGULAR SEASON (7-7) (2nd AFL West)

Sep 7	28,000	30-21	W	San Diego Chargers	Univ. of Denver Stadium	Friday night
Sep 15	30,577	23-20	W	Buffalo Bills	War Memorial Stadium	Saturday night
Sep 21	21,038	16-41	L	Boston Patriots	Boston Univ. Field	Friday night
Sep 30	17,213	32-10	W	New York Titans	Polo Grounds	

DENVER				BRONCOS	
Oct 5	22,452	44-7	W	Oakland Raiders	Bears Stadium
Oct 14	7,000	23-6	W	Oakland Raiders	Frank Youell Field
Oct 21	34,496	20-10	W	Houston Oilers	Bears Stadium
Oct 28	26,051	38-45	L	Buffalo Bills	Bears Stadium
Nov 4	20,827	23-20	W	San Diego Chargers	Balboa Stadium
Nov 11	28,187	29-33	L	Boston Patriots	Bears Stadium
Nov 18	23,523	3-24	L	Dallas Texans	Bears Stadium
Nov 22	15,776	45-46	L	New York Titans	Bears Stadium
Dec 2	30,650	17-34	L	Houston Oilers	Jeppesen Stadium
Dec 9	19,137	10-17	L	Dallas Texans	Cotton Bowl
324,927				353-334	
				(Bye Dec 16)	

1963

HEAD COACH: Jack Faulkner

PRESEASON (2-3)

Aug 3	11,445	27-10	W	Houston Oilers	Univ. of Denver Stadium
Aug 10	9,655	19-35	L	Oakland Raiders	Frank Youell Field
Aug 17	11,135	31-25	W	San Diego Chargers	Univ. of Denver Stadium
Aug 23	6,865	16-30	L	Kansas City Chiefs	Municipal Stadium
Aug 31	7,000	14-21	L	Buffalo Bills	Winston-Salem, N.C.
46,100				107-121	

REGULAR SEASON (2-11-1) (4th AFL West)

Sep 7	21,115	7-59	L	Kansas City Chiefs	Univ. of Denver Stadium
Sep 14	23,147	14-20	L	Houston Oilers	Jeppesen Stadium
Sep 29	18,636	14-10	W	Boston Patriots	Bears Stadium
Oct 6	18,428	50-34	W	San Diego Chargers	Bears Stadium
Oct 13	24,087	24-33	L	Houston Oilers	Bears Stadium
Oct 18	25,418	21-40	L	Boston Patriots	Fenway Park
Oct 26	20,377	35-35	T	New York Jets	Polo Grounds
Nov 3	19,424	28-30	L	Buffalo Bills	Bears Stadium
Nov 9	30,989	17-27	L	Buffalo Bills	War Memorial Stadium
Nov 17	14,247	9-14	L	New York Jets	Bears Stadium
Nov 24	14,763	10-26	L	Oakland Raiders	Bears Stadium
Nov 28	17,443	21-52	L	Kansas City Chiefs	Municipal Stadium
Dec 8	15,223	31-35	L	Oakland Raiders	Frank Youell Field
Dec 15	31,312	20-58	L	San Diego Chargers	Balboa Stadium
298,213				301-473	
				(Bye Sep 22)	

1964

HEAD COACH: Jack Faulkner (4 games) & Mac Speedie (10 games)

PRESEASON (2-3)

Aug 8	26,293	20-34	L	San Diego Chargers	Balboa Stadium
Aug 14	13,545	7-20	L	Oakland Raiders	Bears Stadium
Aug 20	32,127	32-20	W	Houston Oilers	Jeppesen Stadium
Aug 28	19,500	10-14	L	Kansas City Chiefs	Fort Worth, Texas
Sep 5	20,568	27-17	W	Boston Patriots	Univ. of Denver Stadium
112,033				96-105	

REGULAR SEASON (2-11-1) (4th AFL West)

Sep 12	45,665	6-30	L	New York Jets	Shea Stadium
Sep 20	28,501	13-30	L	Buffalo Bills	War Memorial Stadium
Sep 27	22,651	17-38	L	Houston Oilers	Bears Stadium
Oct 4	15,485	10-39	L	Boston Patriots	Bears Stadium
— Jack Faulkner out, Mac Speedie in as head coach —					
Oct 11	16,285	33-27	W	Kansas City Chiefs	Bears Stadium
Oct 18	23,332	14-42	L	San Diego Chargers	Balboa Stadium
Oct 25	17,858	7-40	L	Oakland Raiders	Frank Youell Field
Nov 1	15,053	39-49	L	Kansas City Chiefs	Municipal Stadium
Nov 8	19,670	20-31	L	San Diego Chargers	Bears Stadium
Nov 15	11,309	20-16	W	New York Jets	Bears Stadium
Nov 20	24,979	7-12	L	Boston Patriots	Fenway Park
Nov 29	15,958	20-20	T	Oakland Raiders	Bears Stadium
Dec 13	14,431	19-30	L	Buffalo Bills	Bears Stadium
Dec 20	15,839	15-34	L	Houston Oilers	Jeppesen Stadium
285,003				240-438	
				(Bye Dec 6)	

1965

HEAD COACH: Mac Speedie

PRESEASON (1-4)

Aug 7	17,707	24-30	L	Kansas City Chiefs	Univ. of Denver Stadium
Aug 14	18,000	27-17	W	Oakland Raiders	Salt Lake City, Utah
Aug 21	18,913	6-21	L	San Diego Chargers	Univ. of Denver Stadium
Aug 28	12,666	3-25	L	Houston Oilers	San Antonio, Texas
Sep 4	14,550	20-30	L	Oakland Raiders	Sacramento, California
81,836				80-123	

DENVER				BRONCOS	
Sep 11	27,022	31-34	L	San Diego Chargers	Balboa Stadium
Sep 19	30,682	15-30	L	Buffalo Bills	Bears Stadium
Sep 24	26,782	27-10	W	Boston Patriots	Fenway Park
Oct 3	34,988	16-13	W	New York Jets	Bears Stadium
Oct 10	31,001	23-31	L	Kansas City Chiefs	Bears Stadium
Oct 17	32,492	28-17	W	Houston Oilers	Bears Stadium
Oct 24	45,046	13-31	L	Buffalo Bills	War Memorial Stadium
Oct 31	53,717	10-45	L	New York Jets	Shea Stadium
Nov 7	33,073	21-35	L	San Diego Chargers	Bears Stadium
Nov 14	28,126	31-21	W	Houston Oilers	Rice Stadium
Nov 21	30,369	20-28	L	Oakland Raiders	Bears Stadium
Dec 5	19,023	13-24	L	Oakland Raiders	Frank Youell Field
Dec 12	27,207	20-28	L	Boston Patriots	Bears Stadium
Dec 19	14,421	35-45	L	Kansas City Chiefs	Municipal Stadium
435,778				303-392	
				(Bye Nov 28)	

1966

HEAD COACH: Mac Speedie (2 games) & Ray Malavasi (12 games)

PRESEASON (1-3)

Aug 6	17,771	30-32	L	Kansas City Chiefs	Univ. of Denver Stadium
Aug 12	30,476	3-25	L	Buffalo Bills	War Memorial Stadium
Aug 24	18,442	28-16	W	Miami Dolphins	Memphis, Tennessee
Aug 28	14,074	21-52	L	Oakland Raiders	Bears Stadium
80,763				82-126	

REGULAR SEASON (4-10) (4th AFL West)

Sep 3	30,156	7-45	L	Houston Oilers	Rice Stadium
Sep 18	25,337	10-24	L	Boston Patriots	Bears Stadium
— Mac Speedie out, Ray Malavasi in as head coach —					
Sep 25	29,878	7-16	L	New York Jets	Bears Stadium
Oct 2	27,203	40-38	W	Houston Oilers	Bears Stadium
Oct 8	33,929	10-37	L	Kansas City Chief	Municipal Stadium
Oct 16	23,393	7-24	L	Miami Dolphins	Orange Bowl
Oct 23	26,196	10-56	L	Kansas City Chiefs	Bears Stadium
Oct 30	25,819	17-24	L	San Diego Chargers	Balboa Stadium
Nov 6	18,154	17-10	W	Boston Patriots	Fenway Park
Nov 20	26,703	3-17	L	Oakland Raiders	Bears Stadium
Nov 27	24,860	20-17	W	San Diego Chargers	Bears Stadium
Dec 4	32,592	17-7	W	Miami Dolphins	Bears Stadium
Dec 11	31,765	10-28	L	Oakland Raiders	Oakland Coliseum
Dec 18	40,538	21-38	L	Buffalo Bills	War Memorial Stadium
395,997				196-381	
				(Bye Sep 11 and Nov 13)	

1967

HEAD COACH: Lou Saban

PRESEASON (3-1)

Jul 29	7,000	2-19	L	Miami Dolphins	Canton, Ohio
Aug 5	21,228	13-7	W	Detroit Lions (NFL)	Univ. of Denver Stadium
Aug 18	31,850	14-3	W	Minnesota Vikings (NFL)	Univ. of Denver Stadium
Aug 27	6,500	21-17	W	Oakland Raiders	North Platte, Neb.
66,578				50-46	

REGULAR SEASON (3-11) (4th AFL West)

Sep 3	35,488	26-21	W	Boston Patriots	Bears Stadium
Sep 10	25,423	0-51	L	Oakland Raiders	Oakland Coliseum
Sep 17	29,381	21-35	L	Miami Dolphins	Orange Bowl
Sep 24	35,365	24-38	L	New York Jets	Bears Stadium
Oct 1	21,798	6-10	L	Houston Oilers	Bears Stadium
Oct 8	35,188	16-17	L	Buffalo Bills	Rice Stadium
Oct 22	34,464	21-38	L	San Diego Chargers	Bears Stadium
Oct 29	44,002	9-52	L	Kansas City Chiefs	Bears Stadium
Nov 5	29,043	17-21	L	Oakland Raiders	Municipal Stadium
Nov 12	30,392	18-20	L	Houston Oilers	Bears Stadium
Nov 19	30,891	21-20	W	Buffalo Bills	War Memorial Stadium
Nov 23	34,586	20-24	L	San Diego Chargers	Balboa Stadium
Dec 3	61,615	33-24	W	New York Jets	Shea Stadium
Dec 17	31,660	24-38	L	Kansas City Chiefs	Bears Stadium
479,497				256-409	
				(Bye Oct 15 and Dec 10)	

1968

HEAD COACH: Lou Saban

PRESEASON (1-4)

Aug 10	13,841	15-13	W	Cincinnati Bengals	Univ. of Denver Stadium
Aug 17	20,901	16-39	L	Minnesota Vikings	Univ. of Denver Stadium
Aug 23	22,254	6-22	L	San Francisco 49ers	Univ. of Denver Stadium
Aug 30	10,328	3-6	L	San Diego Chargers	San Antonio, Texas
Sep 7	18,031	7-23	L	Oakland Raiders	Portland, Ore.
85,355				47-103	



REGULAR SEASON (5-9) (4th AFL West)

Sep 15	25,049	10-24	L	Cincinnati Bengals	Nippert Stadium	
Sep 22	45,821	2-34	L	Kansas City Chiefs	Municipal Stadium	
Sep 29	37,024	17-20	L	Boston Patriots	Bears Stadium	
Oct 6	41,257	10-7	W	Cincinnati Bengals	Bears Stadium	
Oct 13	62,052	21-13	W	New York Jets	Shea Stadium	
Oct 20	42,953	24-55	L	San Diego Chargers	San Diego Stadium	
Oct 27	44,115	21-14	W	Miami Dolphins	Bears Stadium	
Nov 3	18,304	35-14	W	Boston Patriots	Fenway Park	
Nov 10	50,002	7-43	L	Oakland Raiders	Bears Stadium	
Nov 17	36,075	17-38	L	Houston Oilers	Astrodome	
Nov 24	35,201	34-32	W	Buffalo Bills	Bears Stadium	
Dec 1	35,212	23-47	L	San Diego Chargers	Bears Stadium	
Dec 8	47,754	27-33	L	Oakland Raiders	Oakland Coliseum	
Dec 14	38,463	7-30	L	Kansas City Chiefs	Bears Stadium	
	559,382	255-404		(Bye Sep 8)		Saturday

1969

HEAD COACH: Lou Saban

PRESEASON (1-4)

Aug 9	45,916	6-26	L	Minnesota Vikings (NFL)	Metropolitan Stadium	Saturday night
Aug 16	28,356	22-28	L	New Orleans Saints (NFL)	Mile High Stadium	Saturday night
Aug 23	33,161	19-15	W	San Francisco 49ers (NFL)	Mile High Stadium	Saturday night
Aug 30	18,375	10-26	L	Boston Patriots	Jacksonville, Florida	Saturday night
Sep 6	24,020	11-13	L	Cincinnati Bengals	Nippert Stadium	Saturday night
	149,828	68-108				

REGULAR SEASON (5-8-1) (4th AFL West)

Sep 14	43,482	35-7	W	Boston Patriots	Mile High Stadium	
Sep 21	50,583	21-19	W	New York Jets	Mile High Stadium	
Sep 28	40,302	28-41	L	Buffalo Bills	War Memorial Stadium	
Oct 5	50,564	13-26	L	Kansas City Chiefs	Mile High Stadium	
Oct 12	49,511	14-24	L	Oakland Raiders	Mile High Stadium	
Oct 19	27,920	30-23	W	Cincinnati Bengals	Nippert Stadium	
Oct 26	45,348	21-24	L	Houston Oilers	Astrodome	
Nov 2	45,511	13-0	W	San Diego Chargers	Mile High Stadium	
Nov 9	54,416	10-41	L	Oakland Raiders	Oakland Coliseum	
Nov 16	45,002	20-20	T	Houston Oilers	Mile High Stadium	
Nov 23	34,664	24-45	L	San Diego Chargers	San Diego Stadium	
Nov 27	48,773	17-31	L	Kansas City Chiefs	Municipal Stadium	Thursday
Dec 7	25,332	24-27	L	Miami Dolphins	Orange Bowl	
Dec 14	42,198	27-16	W	Cincinnati Bengals	Mile High Stadium	
	603,606	297-344				

1970

HEAD COACH: Lou Saban

PRESEASON (3-2)

Aug 15	36,327	26-16	W	St. Louis Cardinals	Mile High Stadium	Saturday night
Aug 22	42,499	7-24	L	Baltimore Colts	Mile High Stadium	Saturday night
Aug 29	26,238	7-23	L	San Francisco 49ers	Eugene, Oregon	Saturday night
Sep 5	42,373	30-17	W	Chicago Bears	Mile High Stadium	Saturday night
Sep 11	17,832	16-14	W	Boston Patriots	Salt Lake City, Utah	Friday night
	165,269	86-94				

REGULAR SEASON (5-8-1) (4th AFL West)

Sep 20	34,882	25-10	W	Buffalo Bills	War Memorial Stadium	
Sep 27	50,705	16-13	W	Pittsburgh Steelers	Mile High Stadium	
Oct 4	50,705	26-13	W	Kansas City Chiefs	Mile High Stadium	
Oct 11	54,436	23-35	L	Oakland Raiders	Oakland Coliseum	
Oct 18	50,705	24-10	W	Atlanta Falcons	Mile High Stadium	
Oct 25	39,515	14-19	L	San Francisco 49ers	Kezar Stadium	
Nov 1	50,705	3-19	L	Washington Redskins	Mile High Stadium	
Nov 8	48,327	21-24	L	San Diego Chargers	San Diego Stadium	
Nov 15	50,959	19-24	L	Oakland Raiders	Mile High Stadium	
Nov 22	66,837	31-6	W	New Orleans Saints	Tulane Stadium	
Nov 29	35,733	21-31	L	Houston Oilers	Astrodome	
Dec 6	50,454	0-16	L	Kansas City Chiefs	Municipal Stadium	
Dec 13	50,959	17-17	T	San Diego Chargers	Mile High Stadium	
Dec 20	51,001	13-27	L	Cleveland Browns	Mile High Stadium	
	685,923	253-264				



1971

HEAD COACH: Lou Saban (9 games) & Jerry Smith (5 games)

PRESEASON (1-4)

Aug 14	42,561	13-17	L	Washington Redskins	Mile High Stadium	Saturday night
Aug 21	22,474	10-27	L	Atlanta Falcons	Memphis, Tenn.	Saturday night
Aug 28	33,184	17-33	L	San Francisco 49ers	Spokane, Wash.	Saturday night
Sep 4	43,000	14-7	W	Minnesota Vikings	Mile High Stadium	Saturday night
Sep 12	47,215	17-33	L	Chicago Bears	Soldier Field	
	188,434	71-117				

REGULAR SEASON (4-9-1) (4th AFC West)

Sep 19	51,228	10-10	T	Miami Dolphins	Mile High Stadium
Sep 26	47,957	13-34	L	Green Bay Packers	Milwaukee County Stadium
Oct 3	51,200	3-16	L	Kansas City Chiefs	Mile High Stadium
Oct 10	51,200	16-27	L	Oakland Raiders	Mile High Stadium
Oct 17	51,200	20-16	W	San Diego Chargers	Mile High Stadium
Oct 24	75,674	27-0	W	Cleveland Browns	Cleveland Stadium
Oct 31	65,358	16-17	L	Philadelphia Eagles	Veterans Stadium
Nov 7	51,200	20-24	L	Detroit Lions	Mile High Stadium
Nov 14	51,200	10-24	L	Cincinnati Bengals	Mile High Stadium
— Lou Saban out, Jerry Smith in as head coach —					
Nov 21	49,945	10-28	L	Kansas City Chiefs	Arrowhead Stadium
Nov 28	39,710	22-10	W	Pittsburgh Steelers	Three Rivers Stadium
Dec 5	51,200	6-3	W	Chicago Bears	Mile High Stadium
Dec 12	44,347	17-45	L	San Diego Chargers	San Diego Stadium
Dec 19	54,651	13-21	L	Oakland Raiders	Oakland Coliseum
	736,042	203-275			

1972

HEAD COACH: John Ralston

PRESEASON (2-3)

Aug 11	46,043	0-41	L	Washington Redskins	RFK Stadium	Friday night
Aug 19	34,506	13-17	L	St. Louis Cardinals	Busch Stadium	Saturday night
Aug 27	58,115	27-24	W	San Francisco 49ers	Candlestick Park	
Sep 2	37,128	49-24	W	New England Patriots	Mile High Stadium	Saturday night
Sep 10	49,605	13-20	L	Baltimore Colts	Mile High Stadium	
	225,397	102-126				

REGULAR SEASON (5-9) (3rd AFC West)

Sep 17	51,656	30-17	W	Houston Oilers	Mile High Stadium
Sep 24	49,048	14-37	L	San Diego Chargers	San Diego Stadium
Oct 1	51,656	24-45	L	Kansas City Chiefs	Mile High Stadium
Oct 8	55,812	10-21	L	Cincinnati Bengals	Riverfront Stadium
Oct 15	51,656	20-23	L	Minnesota Vikings	Mile High Stadium
Oct 22	53,551	30-23	W	Oakland Raiders	Oakland Coliseum
Oct 29	51,656	20-27	L	Cleveland Browns	Mile High Stadium
Nov 5	62,689	17-29	L	New York Giants	Yankee Stadium
Nov 12	65,398	16-10	W	Los Angeles Rams	L.A. Coliseum
Nov 19	51,656	20-37	L	Oakland Raiders	Mile High Stadium
Nov 26	58,850	20-23	L	Atlanta Falcons	Atlanta Stadium
Dec 3	66,725	21-24	L	Kansas City Chiefs	Arrowhead Stadium
Dec 10	51,478	38-13	W	San Diego Chargers	Mile High Stadium
Dec 17	51,656	45-21	W	New England Patriots	Mile High Stadium
	773,487	325-350			

1973

HEAD COACH: John Ralston

PRESEASON (2-3)

Aug 10	38,923	10-14	L	Washington Redskins	RFK Stadium	Friday night
Aug 18	39,088	38-17	W	St. Louis Cardinals	Mile High Stadium	Saturday night
Aug 26	59,097	7-43	L	San Francisco 49ers	Candlestick Park	
Aug 31	42,336	16-14	W	Buffalo Bills	Mile High Stadium	Friday night
Sep 9	41,860	10-17	L	Baltimore Colts	Mile High Stadium	
	221,315	81-105				

REGULAR SEASON (7-5-2) (2nd AFC West)

Sep 16	49,059	28-10	W	Cincinnati Bengals	Mile High Stadium
Sep 23	51,706	34-36	L	San Francisco 49ers	Mile High Stadium
Sep 30	51,159	14-33	L	Chicago Bears	Mile High Stadium
Oct 7	71,414	14-16	L	Kansas City Chiefs	Arrowhead Stadium
Oct 14	32,801	48-20	W	Houston Oilers	Astrodome
Oct 22	51,270	23-23	T	Oakland Raiders	Mile High Stadium
Oct 28	55,108	40-28	W	New York Jets	Shea Stadium
Nov 4	46,565	17-17	T	St. Louis Cardinals	Busch Stadium
Nov 11	51,034	30-19	W	San Diego Chargers	Mile High Stadium
Nov 18	48,580	23-13	W	Pittsburgh Steelers	Three Rivers Stadium

Monday night

Nov 25	51,331	14-10	W	Kansas City Chiefs	Mile High Stadium
Dec 2	51,508	10-22	L	Dallas Cowboys	Mile High Stadium
Dec 9	44,954	42-28	W	San Diego Chargers	San Diego Stadium
Dec 16	51,910	17-21	L	Oakland Raiders	Oakland Coliseum
708,399		354-296			

1974

HEAD COACH: John Ralston

PRESEASON (4-2)

Aug 3	27,599	19-41	L	New York Jets	Mile High Stadium	Saturday night
Aug 10	23,822	27-21	W	Minnesota Vikings	Mile High Stadium	Saturday night
Aug 18	29,908	10-3	W	San Francisco 49ers	Candlestick Park	
Aug 24	56,257	31-21	W	Green Bay Packers	Lambeau Field	Saturday night
Aug 31	18,000	27-21	W	New England Patriots	Spokane, Wash.	Saturday night
Sep 8	43,253	14-20	L	Atlanta Falcons	Mile High Stadium	Sunday night
198,839		128-127				

REGULAR SEASON (7-6-1) (2nd AFC West)

Sep 15	56,981	120-17	L	Los Angeles Rams	Mile High Stadium	
Sep 22	50,858	35-35*	T	Pittsburgh Steelers	Mile High Stadium	*Overtime
Sep 30	54,395	3-30	L	Washington Redskins	RFK Stadium	Monday night
Oct 6	67,298	17-14	W	Kansas City Chiefs	Arrowhead Stadium	
Oct 13	50,751	33-17	W	New Orleans Saints	Mile High Stadium	
Oct 20	50,748	27-7	W	San Diego Chargers	Mile High Stadium	
Oct 27	60,478	21-23	L	Cleveland Browns	Cleveland Stadium	
Nov 3	45,766	17-28	L	Oakland Raiders	Mile High Stadium	
Nov 10	32,244	17-6	W	Baltimore Colts	Memorial Stadium	
Nov 18	50,236	34-42	L	Kansas City Chiefs	Mile High Stadium	Monday night
Nov 24	51,224	20-17	W	Oakland Raiders	Oakland Coliseum	
Nov 28	51,157	31-27	W	Detroit Lions	Tiger Stadium	Thursday
Dec 8	46,942	37-14	W	Houston Oilers	Mile High Stadium	
Dec 15	35,756	0-17	L	San Diego Chargers	San Diego Stadium	
704,834		302-294				

1975

HEAD COACH: John Ralston

PRESEASON (3-3)

Aug 9	35,269	20-23	L	Baltimore Colts	Mile High Stadium	Saturday night
Aug 16	40,089	21-24	L	New Orleans Saints	Superdome	Saturday night
Aug 23	33,813	27-21	W	Houston Oilers	Mile High Stadium	Saturday night
Aug 30	30,128	13-0	W	Chicago Bears	Soldier Field	Saturday night
Sep 7	45,686	10-44	L	San Francisco 49ers	Candlestick Park	
Sep 14	45,631	21-17	W	St. Louis Cardinals	Mile High Stadium	
230,616		112-129				

REGULAR SEASON (6-8) (2nd AFC West)

Sep 21	51,858	37-33	W	Kansas City Chiefs	Mile High Stadium	
Sep 29	52,491	23-13	W	Green Bay Packers	Mile High Stadium	Monday night
Oct 5	79,798	14-38	L	Buffalo Bills	Rich Stadium	
Oct 12	49,164	9-20	L	Pittsburgh Steelers	Three Rivers Stadium	
Oct 19	52,540	16-15	W	Cleveland Browns	Mile High Stadium	
Oct 26	70,043	13-26	L	Kansas City Chiefs	Arrowhead Stadium	
Nov 2	52,330	17-42	L	Oakland Raiders	Mile High Stadium	
Nov 9	49,702	16-17	L	Cincinnati Bengals	Mile High Stadium	
Nov 16	26,048	27-17	W	San Diego Chargers	San Diego Stadium	
Nov 23	28,686	21-35	L	Atlanta Falcons	Atlanta Stadium	
Nov 30	44,982	13-10*	W	San Diego Chargers	Mile High Stadium	*Overtime
Dec 8	51,075	10-17	L	Oakland Raiders	Oakland Coliseum	Monday night
Dec 14	36,860	25-10	W	Philadelphia Eagles	Mile High Stadium	
Dec 20	43,064	13-14	L	Miami Dolphins	Orange Bowl	Saturday
688,641		254-307				

1976

HEAD COACH: John Ralston

PRESEASON (5-2)

Jul	24	17,639	10-7	W	Detroit Lions	Canton, Ohio (Hall of Fame)	Saturday
Jul	31	22,495	14-15	L	Chicago Bears	Mile High Stadium	Saturday night
Aug	8	40,052	7-17	L	San Francisco 49ers	Candlestick Park	
Aug	14	54,567	13-9	W	Dallas Cowboys	Texas Stadium	Saturday night
Aug	21	22,887	52-7	W	Seattle Seahawks	Mile High Stadium	Saturday night
Aug	28	39,808	21-17	W	St. Louis Cardinals	Busch Stadium	Saturday night
Sep	5	52,129	30-17	W	Minnesota Vikings	Mile High Stadium	
		249,577	146-89				

REGULAR SEASON (9-5) (2nd AFC West)

Sep 12	53,464	7-17	L	Cincinnati Bengals	Riverfront Stadium
Sep 19	62,519	46-3	W	New York Jets	Mile High Stadium
Sep 26	62,758	44-13	W	Cleveland Browns	Mile High Stadium
Oct 3	62,486	26-0	W	San Diego Chargers	Mile High Stadium
Oct 10	47,928	3-17	L	Houston Oilers	Astrodome
Oct 17	63,241	10-17	L	Oakland Raiders	Mile High Stadium
Oct 24	57,961	35-26	W	Kansas City Chiefs	Arrowhead Stadium
Oct 31	52,169	8-19	L	Oakland Raiders	Oakland Coliseum
Nov 7	62,503	48-13	W	Tampa Bay Buccaneers	Mile High Stadium
Nov 14	32,017	17-0	W	San Diego Chargers	San Diego Stadium
Nov 21	62,961	14-13	W	New York Giants	Mile High Stadium
Nov 28	61,128	14-38	L	New England Patriots	Schaefer Stadium
Dec 5	57,995	17-16	W	Kansas City Chiefs	Mile High Stadium
Dec 12	44,459	28-14	W	Chicago Bears	Soldier Field
783,589		315-206			

1977

HEAD COACH: Red Miller

PRESEASON (5-1)

Aug	5	40,059	14-8	W	Baltimore Colts	Mile High Stadium	Friday night
Aug	13	44,001	15-7	W	St. Louis Cardinals	Mile High Stadium	Saturday night
Aug	20	21,239	10-2	W	Atlanta Falcons	Atlanta Stadium	Saturday night
Aug	28	29,532	24-28	L	Philadelphia Eagles	Veterans Stadium	Sunday night
Sep	2	54,916	27-10	W	Seattle Seahawks	Kingdome	Friday night
Sep	10	36,441	20-0	W	San Francisco 49ers	Candlestick Park	Saturday night
		226,188	110-55				

REGULAR SEASON (12-2) (1st AFC West)

Sep 18	75,002	7-0	W	St. Louis Cardinals	Mile High Stadium
Sep 25	74,737	26-6	W	Buffalo Bills	Mile High Stadium
Oct 2	53,108	24-13	W	Seattle Seahawks	Kingdome
Oct 9	74,718	23-7	W	Kansas City Chiefs	Mile High Stadium
Oct 16	53,616	30-7	W	Oakland Raiders	Oakland Coliseum
Oct 23	54,395	24-13	W	Cincinnati Bengals	Riverfront Stadium
Oct 30	75,007	14-24	L	Oakland Raiders	Mile High Stadium
Nov 6	74,967	21-7	W	Pittsburgh Steelers	Mile High Stadium
Nov 13	45,211	17-14	W	San Diego Chargers	San Diego Stadium
Nov 20	54,050	14-7	W	Kansas City Chiefs	Arrowhead Stadium
Nov 27	74,939	27-13	W	Baltimore Colts	Mile High Stadium
Dec 4	46,875	24-14	W	Houston Oilers	Astrodome
Dec 11	74,905	17-9	W	San Diego Chargers	Mile High Stadium
Dec 18	63,752	6-14	L	Dallas Cowboys	Texas Stadium
892,899		274-148			

1977 AFC DIVISIONAL PLAYOFF GAME

Dec 24	75,011	34-21	W	Pittsburgh Steelers	Mile High Stadium	Saturday
--------	--------	-------	---	---------------------	-------------------	----------

1977 AFC CHAMPIONSHIP GAME

Jan 1	74,982	20-17	W	Oakland Raiders	Mile High Stadium
-------	--------	-------	---	-----------------	-------------------

1977 SUPER BOWL XII

Jan 15	75,583	10-27	L	Dallas Cowboys	Louisiana Superdome, New Orleans, La.
--------	--------	-------	---	----------------	---------------------------------------

1978

HEAD COACH: Red Miller

PRESEASON (2-2)

Aug 5	48,027	17-12	W	Houston Oilers	Astrodome	Saturday night
Aug 12	74,619	14-21	L	Dallas Cowboys	Mile High Stadium	Saturday night
Aug 19	18,301	23-13	W	Buffalo Bills	Rich Stadium	Saturday night
Aug 25	73,559	13-24	L	San Francisco 49ers	Mile High Stadium	Friday night
	214,506	67-70				

REGULAR SEASON (10-6) (1st AFC West)

Sep 3	74,904	14-6	W	Oakland Raiders	Mile High Stadium	
Sep 11	46,508	9-12*	L	Minnesota Vikings	Metropolitan Stadium	Mon. night (*OT)
Sep 17	74,983	27-14	W	San Diego Chargers	Mile High Stadium	
Sep 24	60,593	23-17*	W	Kansas City Chiefs	Arrowhead Stadium	*Overtime
Oct 1	74,989	28-7	W	Seattle Seahawks	Mile High Stadium	
Oct 8	50,077	0-23	L	San Diego Chargers	San Diego Stadium	
Oct 16	75,008	16-7	W	Chicago Bears	Mile High Stadium	Monday night
Oct 22	54,057	6-7	L	Baltimore Colts	Memorial Stadium	
Oct 29	62,948	20-17*	W	Seattle Seahawks	Kingdome	*Overtime
Nov 5	74,983	28-31	L	New York Jets	Mile High Stadium	
Nov 12	70,856	19-7	W	Cleveland Browns	Cleveland Stadium	
Nov 19	74,965	16-3	W	Green Bay Packers	Mile High Stadium	
Nov 23	71,785	14-17	L	Detroit Lions	Silverdome	Thursday
Dec 3	53,932	21-6	W	Oakland Raiders	Oakland Coliseum	



Dec 10	74,149	24-3	W	Kansas City Chiefs	Mile High Stadium
Dec 16	74,104	17-21	L	Pittsburgh Steelers	Mile High Stadium
	1,067,693	282-198			

1978 AFC DIVISIONAL PLAYOFF GAME

Dec 30	48,921	10-33	L	Pittsburgh Steelers	Three Rivers Stadium
--------	--------	-------	---	---------------------	----------------------

1979

HEAD COACH: Red Miller

PRESEASON (3-1)

Aug 4	61,192	6-7	L	Dallas Cowboys	Texas Stadium	
Aug 11	58,799	13-6	W	Washington Redskins	Mile High Stadium	Saturday night
Aug 18	34,133	21-0	W	San Francisco 49ers	Candlestick Park	Saturday night
Aug 24	75,103	20-17*	W	New England Patriots	Mile High Stadium	Friday night (*OT)
	229,227	60-30				

REGULAR SEASON (10-6) (2nd AFC West)

Sep 2	74,788	10-0	W	Cincinnati Bengals	Mile High Stadium	
Sep 6	74,884	9-13	L	Los Angeles Rams	Mile High Stadium	Thursday night
Sep 16	57,677	20-17*	W	Atlanta Falcons	Atlanta Stadium	*Overtime
Sep 23	74,879	37-34	W	Seattle Seahawks	Mile High Stadium	
Sep 30	52,632	3-27	L	Oakland Raiders	Oakland Coliseum	
Oct 7	74,997	7-0	W	San Diego Chargers	Mile High Stadium	
Oct 14	74,292	24-10	W	Kansas City Chiefs	Arrowhead Stadium	
Oct 22	49,699	7-42	L	Pittsburgh Steelers	Three Rivers Stadium	Monday night
Oct 28	74,908	20-3	W	Kansas City Chiefs	Mile High Stadium	
Nov 4	74,482	10-3	W	New Orleans Saints	Mile High Stadium	
Nov 11	74,379	45-10	W	New England Patriots	Mile High Stadium	
Nov 18	42,910	38-28	W	San Francisco 49ers	Candlestick Park	
Nov 25	74,186	10-14	L	Oakland Raiders	Mile High Stadium	
Dec 2	37,886	19-16	W	Buffalo Bills	Rich Stadium	
Dec 8	60,038	23-28	L	Seattle Seahawks	Kingdome	Saturday
Dec 17	51,906	7-17	L	San Diego Chargers	San Diego Stadium	Monday night
	1,024,543	289-262				

1979 AFC WILD CARD PLAYOFF GAME

Dec 23	48,776	7-13	L	Houston Oilers	Astrodome
--------	--------	------	---	----------------	-----------

1980

HEAD COACH: Red Miller

PRESEASON (2-2)

Aug 9	67,532	17-6	W	Cincinnati Bengals	Mile High Stadium	Saturday night
Aug 16	30,904	6-9	L	New York Giants	Giants Stadium	Saturday night
Aug 23	73,946	13-26	L	Los Angeles Rams	Mile High Stadium	Saturday night
Aug 30	53,060	38-0	W	Green Bay Packers	Lambeau Field	Saturday night
	225,442	74-41				

REGULAR SEASON (8-8) (4th AFC West)

Sep 7	70,307	6-27	L	Philadelphia Eagles	Veterans Stadium	
Sep 14	74,919	41-20	W	Dallas Cowboys	Mile High Stadium	
Sep 21	74,970	13-30	L	San Diego Chargers	Mile High Stadium	Monday night
Sep 29	59,602	14-23	L	New England Patriots	Schaefer Stadium	
Oct 5	81,065	19-16	W	Cleveland Browns	Cleveland Stadium	Monday night
Oct 13	74,657	20-17	W	Washington Redskins	Mile High Stadium	
Oct 19	74,459	17-23	L	Kansas City Chiefs	Mile High Stadium	
Oct 26	67,598	14-9	W	New York Giants	Giants Stadium	
Nov 2	74,717	16-20	L	Houston Oilers	Mile High Stadium	
Nov 9	51,435	20-13	W	San Diego Chargers	San Diego Stadium	
Nov 16	72,114	31-24	W	New York Jets	Mile High Stadium	
Nov 23	73,274	36-20	W	Seattle Seahawks	Mile High Stadium	
Dec 1	51,583	3-9	L	Oakland Raiders	Oakland Coliseum	Monday night
Dec 7	40,237	14-31	L	Kansas City Chiefs	Arrowhead Stadium	
Dec 14	73,974	21-24	L	Oakland Raiders	Mile High Stadium	
Dec 21	51,853	25-17	W	Seattle Seahawks	Kingdome	
	1,066,764	310-323				

1981

HEAD COACH: Dan Reeves

PRESEASON (2-2)

Aug 7	63,644	7-33	L	New York Jets	Mile High Stadium	Friday night
Aug 15	41,502	14-24	L	Miami Dolphins	Orange Bowl	Saturday night
Aug 22	72,450	17-7	W	Green Bay Packers	Mile High Stadium	Saturday night
Aug 29	41,713	24-20	W	Cincinnati Bengals	Riverfront Stadium	Saturday night
	219,309	62-84				



REGULAR SEASON (10-6) (Tie 1st AFC West)

Sep 6	74,796	9-7	W	Oakland Raiders	Mile High Stadium
Sep 13	58,513	10-13	L	Seattle Seahawks	Kingdome
Sep 20	74,804	28-10	W	Baltimore Colts	Mile High Stadium
Sep 27	74,844	42-24	W	San Diego Chargers	Mile High Stadium
Oct 4	51,035	17-0	W	Oakland Raiders	Oakland Coliseum
Oct 11	74,816	27-21	W	Detroit Lions	Mile High Stadium
Oct 18	74,872	14-28	L	Kansas City Chiefs	Arrowhead Stadium
Oct 25	77,757	7-9	L	Buffalo Bills	Rich Stadium
Nov 2	74,834	19-17	W	Minnesota Vikings	Mile High Stadium
Nov 8	74,859	23-20*	W	Cleveland Browns	Mile High Stadium
Nov 15	64,518	24-7	W	Tampa Bay Buccaneers	Tampa Stadium
Nov 22	57,207	21-38	L	Cincinnati Bengals	Riverfront Stadium
Nov 29	51,533	17-34	L	San Diego Chargers	San Diego Stadium
Dec 6	74,744	16-13	W	Kansas City Chiefs	Mile High Stadium
Dec 13	74,527	23-13	W	Seattle Seahawks	Mile High Stadium
Dec 20	40,125	24-35	L	Chicago Bears	Soldier Field
	1,073,636	321-289			

1982

HEAD COACH: Dan Reeves

PRESEASON (4-0)

Aug 14	57,482	33-20	W	Los Angeles Rams	Anaheim Stadium	Saturday night
Aug 21	74,465	17-14	W	Miami Dolphins	Mile High Stadium	Saturday night
Aug 28	73,371	27-17	W	Minnesota Vikings	Mile High Stadium	Saturday night
Sep 4	43,820	20-13	W	New York Jets	Giants Stadium	Saturday night
	249,138	97-64				

REGULAR SEASON (2-7) (5th AFC West)

Sep 12	73,564	3-23	L	San Diego Chargers	Mile High Stadium
Sep 19	73,899	24-21	W	San Francisco 49ers	Mile High Stadium
57-day player strike cancels eight games					
Nov 21	73,916	10-17	L	Seattle Seahawks	Mile High Stadium
Nov 28	47,629	20-30	L	San Diego Chargers	San Diego Stadium
Dec 5	73,984	27-34	L	Atlanta Falcons	Mile High Stadium
Dec 12	48,112	27-24	W	Los Angeles Rams	Anaheim Stadium
Dec 19	74,192	16-37	L	Kansas City Chiefs	Mile High Stadium
Dec 26	44,160	10-27	L	Los Angeles Raiders	L.A. Coliseum
Jan 2	43,145	11-13	L	Seattle Seahawks	Kingdome
552,601		148-226		(Rescheduled from Nov. 7)	

1983

HEAD COACH: Dan Reeves

PRESEASON (3-1)

Aug 5	53,887	10-7	W	Seattle Seahawks	Mile High Stadium	Friday night
Aug 13	73,199	21-10	W	Atlanta Falcons	Mile High Stadium	Saturday night
Aug 20	73,244	19-10	W	Cleveland Browns	Mile High Stadium	Saturday night
Aug 26	59,435	3-34	L	Minnesota Vikings	Metropolitan Stadium	Friday night
	259,765	53-61				

REGULAR SEASON (9-7) (3rd AFC West)

Sep 4	58,233	14-10	W	Pittsburgh Steelers	Three Rivers Stadium
Sep 11	52,613	17-10	W	Baltimore Colts	Memorial Stadium
Sep 18	74,202	10-13	L	Philadelphia Eagles	Mile High Stadium
Sep 25	74,289	7-22	L	Los Angeles Raiders	Mile High Stadium
Oct 2	58,210	14-31	L	Chicago Bears	Soldier Field
Oct 9	44,209	26-14	W	Houston Oilers	Astrodome
Oct 16	74,305	24-17	W	Cincinnati Bengals	Mile High Stadium
Oct 23	74,581	14-6	W	San Diego Chargers	Mile High Stadium
Oct 30	74,640	27-24	W	Kansas City Chiefs	Mile High Stadium
Nov 6	61,189	19-27	L	Seattle Seahawks	Kingdome
Nov 13	51,945	20-22	L	Los Angeles Raiders	L.A. Coliseum
Nov 20	74,710	38-27	W	Seattle Seahawks	Mile High Stadium
Dec 4	70,912	7-31	L	San Diego Chargers	San Diego Stadium
Dec 11	74,854	27-6	W	Cleveland Browns	Mile High Stadium
Dec 18	11,377	21-19	W	Baltimore Colts	Mile High Stadium
	973,188	302-327		Kansas City Chiefs	Arrowhead Stadium

1983 AFC WILD CARD PLAYOFF GAME

Dec 24	64,275	7-31	L	Seattle Seahawks	Kingdome	Saturday
--------	--------	------	---	------------------	----------	----------

1984

HEAD COACH: Dan Reeves

PRESEASON (3-1)

Aug 4	31,716	13-16	L	Washington Redskins	Mile High Stadium	Saturday night
Aug 11	70,211	21-20	W	San Francisco 49ers	Mile High Stadium	Saturday night
Aug 18	68,951	31-0	W	Indianapolis Colts	Mile High Stadium	Saturday night
Aug 24	30,988	24-13	W	Atlanta Falcons	Atlanta Stadium	Friday night
	201,866	89-49				

REGULAR SEASON (13-3) (1st AFC West)

Sep 2	74,178	20-17	W	Cincinnati Bengals	Mile High Stadium	
Sep 9	54,335	0-27	L	Chicago Bears	Soldier Field	
Sep 16	61,980	24-14	W	Cleveland Browns	Cleveland Stadium	
Sep 23	74,263	21-0	W	Kansas City Chiefs	Mile High Stadium	
Sep 30	74,833	16-13	W	Los Angeles Raiders	Mile High Stadium	
Oct 7	55,836	28-7	W	Detroit Lions	Silverdome	
Oct 15	62,546	17-14	W	Green Bay Packers	Mile High Stadium	
Oct 21	31,204	37-7	W	Buffalo Bills	Rich Stadium	Monday night
Oct 28	91,020	22-19*	W	Los Angeles Raiders	L.A. Coliseum	*Overtime
Nov 4	74,908	26-19	W	New England Patriots	Mile High Stadium	
Nov 11	53,162	16-13	W	San Diego Chargers	San Diego Stadium	
Nov 18	74,716	42-21	W	Minnesota Vikings	Mile High Stadium	
Nov 25	74,922	24-27	L	Seattle Seahawks	Mile High Stadium	
Dec 2	38,494	13-16	L	Kansas City Chiefs	Arrowhead Stadium	
Dec 9	74,867	16-13	W	San Diego Chargers	Mile High Stadium	
Dec 15	64,411	31-14	W	Seattle Seahawks	Kingdome	Saturday
	1,032,737	353-241				

1984 AFC DIVISIONAL PLAYOFF GAME

Dec 30	74,981	17-24	L	Pittsburgh Steelers	Mile High Stadium	
--------	--------	-------	---	---------------------	-------------------	--

1985

HEAD COACH: Dan Reeves

PRESEASON (2-2)

Aug 10	49,374	20-30	L	New York Giants	Mile High Stadium	Saturday night
Aug 19	55,425	20-13	W	San Francisco 49ers	Candlestick Park	Monday night
Aug 24	71,406	20-3	W	Indianapolis Colts	Mile High Stadium	Saturday night
Aug 30	69,373	9-13	L	Minnesota Vikings	Mile High Stadium	Friday night
	245,578	69-59				

REGULAR SEASON (11-5) (2nd AFC West)

Sep 8	52,522	16-20	L	Los Angeles Rams	Anaheim Stadium	
Sep 15	74,488	34-23	W	New Orleans Saints	Mile High Stadium	
Sep 22	37,903	44-28	W	Atlanta Falcons	Atlanta Stadium	
Sep 29	73,614	26-30	L	Miami Dolphins	Mile High Stadium	
Oct 6	74,699	31-20	W	Houston Oilers	Mile High Stadium	
Oct 13	60,128	15-10	W	Indianapolis Colts	Hoosier Dome	
Oct 20	74,899	13-10*	W	Seattle Seahawks	Mile High Stadium	*Overtime
Oct 27	68,248	30-10	W	Kansas City Chiefs	Arrowhead Stadium	
Nov 3	57,312	10-30	L	San Diego Chargers	San Diego Stadium	
Nov 11	73,173	17-16	W	San Francisco 49ers	Mile High Stadium	Monday night
Nov 17	74,376	30-24*	W	San Diego Chargers	Mile High Stadium	*Overtime
Nov 24	63,161	28-31*	L	Los Angeles Raiders	L.A. Coliseum	*Overtime
Dec 1	56,797	31-23	W	Pittsburgh Steelers	Three Rivers Stadium	
Dec 8	75,042	14-17*	L	Los Angeles Raiders	Mile High Stadium	*Overtime
Dec 14	69,209	14-13	W	Kansas City Chiefs	Mile High Stadium	Saturday
Dec 20	56,283	27-24	W	Seattle Seahawks	Kingdome	Friday night
	1,041,854	380-329				

1986

HEAD COACH: Dan Reeves

PRESEASON (2-2)

Aug 9	47,408	7-10	L	New Orleans Saints	Mile High Stadium	Saturday night
Aug 16	53,193	27-29	L	Minnesota Vikings	Metrodome	Saturday night
Aug 23	73,592	14-9	W	San Francisco 49ers	Mile High Stadium	Saturday night
Aug 29	71,737	19-10	W	Los Angeles Rams	Mile High Stadium	Friday night
	245,930	67-48				

REGULAR SEASON (11-5) (1st AFC West)

Sep 7	75,695	38-36	W	Los Angeles Raiders	Mile High Stadium	
Sep 15	57,305	21-10	W	Pittsburgh Steelers	Three Rivers Stadium	Monday night
Sep 21	63,839	33-7	W	Philadelphia Eagles	Veterans Stadium	
Sep 28	75,804	27-20	W	New England Patriots	Mile High Stadium	
Oct 5	76,082	29-14	W	Dallas Cowboys	Mile High Stadium	
Oct 12	55,662	31-14	W	San Diego Chargers	San Diego Stadium	
Oct 20	73,759	10-22	L	New York Jets	Giants Stadium	Monday night

Oct 26	76,089	20-13	W	Seattle Seahawks	Mile High Stadium	
Nov 2	90,153	21-10	W	Los Angeles Raiders	L.A. Coliseum	
Nov 9	75,012	3-9	L	San Diego Chargers	Mile High Stadium	
Nov 16	75,745	38-17	W	Kansas City Chiefs	Mile High Stadium	
Nov 23	75,116	16-19	L	New York Giants	Giants Stadium	
Nov 30	58,705	34-28	W	Cincinnati Bengals	Mile High Stadium	
Dec 7	47,019	10-37	L	Kansas City Chiefs	Arrowhead Stadium	
Dec 13	75,905	31-30	W	Washington Redskins	Mile High Stadium	Saturday
Dec 20	63,697	16-41	L	Seattle Seahawks	Kingdome	Saturday
	1,178,074	378-327				

1986 AFC DIVISIONAL PLAYOFF GAME

Jan 4	75,282	22-17	W	New England Patriots	Mile High Stadium	
-------	--------	-------	---	----------------------	-------------------	--

1986 AFC CHAMPIONSHIP GAME

Jan 11	79,973	23-20*	W	Cleveland Browns	Cleveland Stadium	* Overtime
--------	--------	--------	---	------------------	-------------------	------------

1986 SUPER BOWL XXI

Jan 25	101,063	20-39	L	New York Giants	Rose Bowl, Pasadena, Calif.	
--------	---------	-------	---	-----------------	-----------------------------	--

1987

HEAD COACH: Dan Reeves

PRESEASON (3-2)

Aug 9	72,786	27-28	L	Los Angeles Rams	Wembley Stadium (London, American Bowl)	
Aug 15	67,500	20-14	W	Green Bay Packers	Sun Devil Stadium (Tempe, Ariz.)	Saturday night
Aug 24	74,288	31-28	W	Miami Dolphins	Mile High Stadium	Monday night
Aug 29	54,254	24-20	W	Los Angeles Rams	Anaheim Stadium	Saturday night
Sep 3	74,081	17-27	L	Minnesota Vikings	Mile High Stadium	Thursday night
	342,909	119-117				

REGULAR SEASON (10-4-1) (1st AFC West)

Sep 13	75,999	40-17	W	Seattle Seahawks	Mile High Stadium	
Sep 20	50,624	17-17*	T	Green Bay Packers	Milwaukee County Stadium	* Overtime
Sep 28				GAME CANCELLED	Broncos at Cleveland	Monday night
Oct 4	38,494	10-40	L	†Houston Oilers	Mile High Stadium	
Oct 12	61,230	30-14	W	†Los Angeles Raiders	Mile High Stadium	Monday night
Oct 18	20,296	26-17	W	†Kansas City Chiefs	Arrowhead Stadium	
				†Replacement Games†		
Oct 26	51,011	27-34	L	Minnesota Vikings	Metrodome	Monday night
Nov 1	75,172	34-0	W	Detroit Lions	Mile High Stadium	
Nov 8	63,698	14-21	L	Buffalo Bills	Rich Stadium	
Nov 16	75,783	31-29	W	Chicago Bears	Mile High Stadium	Monday night
Nov 22	61,318	23-17	W	Los Angeles Raiders	L.A. Coliseum	
Nov 29	61,880	31-17	W	San Diego Chargers	San Diego Stadium	
Dec 6	75,795	31-20	W	New England Patriots	Mile High Stadium	
Dec 13	61,759	21-28	L	Seattle Seahawks	Kingdome	Sunday night
Dec 19	75,053	20-17	W	Kansas City Chiefs	Mile High Stadium	Saturday
Dec 27	37,500	24-0	W	San Diego Chargers	Mile High Stadium	
	869,301	379-288				

1987 AFC DIVISIONAL PLAYOFF GAME

Jan 10	75,440	34-10	W	Houston Oilers	Mile High Stadium	
--------	--------	-------	---	----------------	-------------------	--

1987 AFC CHAMPIONSHIP GAME

Jan 17	76,197	38-33	W	Cleveland Browns	Mile High Stadium	
--------	--------	-------	---	------------------	-------------------	--

1987 SUPER BOWL XXII

Jan 31	73,302	10-42	L	Washington Redskins	Jack Murphy Stadium, San Diego, Calif.	
--------	--------	-------	---	---------------------	--	--

1988

HEAD COACH: Dan Reeves

PRESEASON (3-1)

Aug 3	43,978	40-31	W	Los Angeles Rams	Anaheim Stadium	Wednesday night
Aug 13	75,067	34-24	W	San Francisco 49ers	Mile High Stadium	Saturday night
Aug 19	49,795	13-16*	L	Miami Dolphins	Joe Robbie Stadium	Fri. night (*OT)
Aug 25	73,957	21-20	W	Indianapolis Colts	Mile High Stadium	Thursday night
	242,797	108-91				

REGULAR SEASON (8-8) (2nd AFC West)

Sep 4	75,986	14-21	L	Seattle Seahawks	Mile High Stadium	
Sep 11	75,359	34-3	W	San Diego Chargers	Mile High Stadium	
Sep 18	63,268	13-20	L	Kansas City Chiefs	Arrowhead Stadium	
Sep 26	75,964	27-30*	L	Los Angeles Raiders	Mile High Stadium	Mon. night (*OT)
Oct 2	55,763	12-0	W	San Diego Chargers	San Diego Stadium	
Oct 9	61,711	16-13*	W	San Francisco 49ers	Candlestick Park	*Overtime
Oct 16	75,287	30-14	W	Atlanta Falcons	Mile High Stadium	
Oct 23	49,811	21-39	L	Pittsburgh Steelers	Three Rivers Stadium	
Oct 31	60,544	23-55	L	Indianapolis Colts	Hoosier Dome	Monday night

Nov 6	74,227	17-11	W	Kansas City Chiefs	Mile High Stadium	
Nov 13	75,806	30-7	W	Cleveland Browns	Mile High Stadium	
Nov 20	68,075	0-42	L	New Orleans Saints	Superdome	
Nov 27	74,141	35-24	W	Los Angeles Rams	Mile High Stadium	
Dec 4	65,561	20-21	L	Los Angeles Raiders	L.A. Coliseum	
Dec 11	62,838	14-42	L	Seattle Seahawks	Kingdome	Sunday night
Dec 17	70,910	21-10	W	New England Patriots	Mile High Stadium	Saturday
1,085,251		327-352				

1989

HEAD COACH: Dan Reeves

PRESEASON (2-2)

Aug 12	70,049	17-13	W	Los Angeles Rams	Mile High Stadium	Saturday night
Aug 19	58,641	17-35	L	San Francisco 49ers	Candlestick Park	Saturday night
Aug 26	74,076	24-21*	W	Dallas Cowboys	Mile High Stadium	Sat. night (*OT)
Sep 2	55,128	34-38	L	Indianapolis Colts	Hoosier Dome	Saturday night
257,894		92-107				

REGULAR SEASON (11-5) (1st AFC West)

Sep 10	74,284	34-20	W	Kansas City Chiefs	Mile High Stadium	
Sep 18	78,176	28-14	W	Buffalo Bills	Rich Stadium	Monday night
Sep 24	75,754	31-21	W	Los Angeles Raiders	Mile High Stadium	
Oct 1	78,637	13-16	L	Cleveland Browns	Cleveland Stadium	
Oct 8	75,222	16-10	W	San Diego Chargers	Mile High Stadium	
Oct 15	74,880	14-3	W	Indianapolis Colts	Mile High Stadium	
Oct 22	62,353	24-21*	W	Seattle Seahawks	Kingdome	*Overtime
Oct 29	75,065	24-28	L	Philadelphia Eagles	Mile High Stadium	
Nov 5	74,739	34-7	W	Pittsburgh Steelers	Mile High Stadium	
Nov 12	76,245	16-13	W	Kansas City Chiefs	Arrowhead Stadium	
Nov 20	52,975	14-10	W	Washington Redskins	RFK Stadium	Monday night
Nov 26	75,117	41-14	W	Seattle Seahawks	Mile High Stadium	
Dec 3	87,560	13-16*	L	Los Angeles Raiders	L.A. Coliseum	*Overtime
Dec 10	63,283	7-14	L	New York Giants	Mile High Stadium	
Dec 16	56,071	37-0	W	Phoenix Cardinals	Sun Devil Stadium	Saturday
Dec 24	50,524	16-19	L	San Diego Chargers	San Diego Stadium	
1,130,686		362-226				

1989 AFC DIVISIONAL PLAYOFF GAME

Jan 7	75,477	24-23	W	Pittsburgh Steelers	Mile High Stadium	
-------	--------	-------	---	---------------------	-------------------	--

1989 AFC CHAMPIONSHIP GAME

Jan 14	76,046	37-21	W	Cleveland Browns	Mile High Stadium	
--------	--------	-------	---	------------------	-------------------	--

1989 SUPER BOWL XXIV

Jan 28	72,919	10-55	L	San Francisco 49ers	Superdome, New Orleans, La.	
--------	--------	-------	---	---------------------	-----------------------------	--

1990

HEAD COACH: Dan Reeves

PRESEASON (3-2)

Aug 5	48,827	10-7	W	Seattle Seahawks	Tokyo Dome (Japan, American Bowl)	
Aug 11	51,044	16-7	W	Indianapolis Colts	Hoosier Dome	Saturday night
Aug 20	74,164	24-27	L	San Francisco 49ers	Mile High Stadium	Monday night
Aug 25	44,897	16-17	L	Miami Dolphins	Joe Robbie Stadium	Saturday night
Aug 31	71,082	25-14	W	Phoenix Cardinals	Mile High Stadium	Friday night
290,014		91-72				

REGULAR SEASON (5-11) (5th AFC West)

Sep 9	54,206	9-14	L	Los Angeles Raiders	L.A. Coliseum	
Sep 17	75,277	24-23	W	Kansas City Chiefs	Mile High Stadium	Monday night
Sep 23	75,290	34-31*	W	Seattle Seahawks	Mile High Stadium	* Overtime
Sep 30	74,393	28-29	L	Buffalo Bills	Rich Stadium	
Oct 8	74,814	29-30	L	Cleveland Browns	Mile High Stadium	Monday night
Oct 14	74,285	17-34	L	Pittsburgh Steelers	Mile High Stadium	
Oct 21	29,850	27-17	W	Indianapolis Colts	Hoosier Dome	
Nov 4	57,331	22-27	L	Minnesota Vikings	Metrodome	Sunday night
Nov 11	59,557	7-19	L	San Diego Chargers	San Diego Stadium	
Nov 18	75,013	13-16*	L	Chicago Bears	Mile High Stadium	* Overtime
Nov 22	73,896	27-40	L	Detroit Lions	Silverdome	Thursday
Dec 2	74,162	20-23	L	Los Angeles Raiders	Mile High Stadium	
Dec 9	74,347	20-31	L	Kansas City Chiefs	Arrowhead Stadium	
Dec 16	64,919	20-10	W	San Diego Chargers	Mile High Stadium	
Dec 23	55,845	12-17	L	Seattle Seahawks	Kingdome	Sunday night
Dec 30	46,943	22-13	W	Green Bay Packers	Mile High Stadium	
1,071,128		331-374		(Bye Oct 28)		

1991

HEAD COACH: Dan Reeves

PRESEASON (2-3)

Jul 27	23,815	3-14	L	Detroit Lions	Canton, Ohio (Hall of Fame)	Saturday
Aug 2	75,375	10-3	W	Indianapolis Colts	Mile High Stadium	Friday night
Aug 7	54,170	6-24	L	San Francisco 49ers	Candlestick Park	Wednesday night
Aug 19	72,555	21-13	W	Miami Dolphins	Mile High Stadium	Monday night
Aug 23	38,372	10-34	L	Phoenix Cardinals	Sun Devil Stadium	Friday night
264,287		50-88				

REGULAR SEASON (12-4) (1st AFC West)

Sep 1	72,855	45-14	W	Cincinnati Bengals	Mile High Stadium	
Sep 8	48,569	13-16	L	Los Angeles Raiders	L.A. Coliseum	
Sep 15	74,152	16-10	W	Seattle Seahawks	Mile High Stadium	
Sep 22	73,258	27-19	W	San Diego Chargers	Mile High Stadium	
Sep 29	55,031	13-6	W	Minnesota Vikings	Metrodome	Sunday night
Oct 6	59,145	14-42	L	Houston Oilers	Astrodome	
Oct 20	75,866	19-16	W	Kansas City Chiefs	Mile High Stadium	
Oct 27	43,994	9-6	W	New England Patriots	Foxboro Stadium	
Nov 3	70,973	20-13	W	Pittsburgh Steelers	Mile High Stadium	Sunday night
Nov 10	75,896	16-17	L	Los Angeles Raiders	Mile High Stadium	
Nov 17	74,661	24-20	W	Kansas City Chiefs	Arrowhead Stadium	
Nov 24	60,430	10-13	L	Seattle Seahawks	Kingdome	
Dec 1	67,116	20-3	W	New England Patriots	Mile High Stadium	
Dec 8	75,539	17-7	W	Cleveland Browns	Cleveland Stadium	
Dec 15	74,098	24-19	W	Phoenix Cardinals	Mile High Stadium	
Dec 22	51,449	17-14	W	San Diego Chargers	San Diego Stadium	
1,053,275		304-235		(Bye Oct 13)		

1991 AFC DIVISIONAL PLAYOFF GAME

Jan 4	75,301	26-24	W	Houston Oilers	Mile High Stadium	Saturday
-------	--------	-------	---	----------------	-------------------	----------

1991 AFC CHAMPIONSHIP GAME

Jan 12	80,272	7-10	L	Buffalo Bills	Rich Stadium	
--------	--------	------	---	---------------	--------------	--

1992

HEAD COACH: Dan Reeves

PRESEASON (1-4)

Aug 3	50,435	7-13	L	San Francisco 49ers	Candlestick Park	Monday night
Aug 8	66,521	31-10	W	Tampa Bay Buccaneers	Mile High Stadium	Saturday night
Aug 15	60,813	27-31	L	Miami Dolphins	Berlin, German (American Bowl)	Saturday
Aug 22	61,485	3-17	L	Dallas Cowboys	Texas Stadium	Saturday night
Aug 28	66,743	17-21	L	Phoenix Cardinals	Mile High Stadium	Friday night
305,997		75-92				

REGULAR SEASON (8-8) (3rd AFC West)

Sep 6	75,418	17-13	W	Los Angeles Raiders	Mile High Stadium	Sunday night
Sep 13	74,367	21-13	W	San Diego Chargers	Mile High Stadium	
Sep 20	65,833	0-30	L	Philadelphia Eagles	Veterans Stadium	
Sep 27	78,064	12-0	W	Cleveland Browns	Cleveland Stadium	
Oct 4	75,629	20-19	W	Kansas City Chiefs	Mile High Stadium	
Oct 12	56,371	17-34	L	Washington Redskins	RFK Stadium	Monday night
Oct 18	74,827	27-21	W	Houston Oilers	Mile High Stadium	
Oct 25	53,576	21-24	L	San Diego Chargers	Jack Murphy Stadium	
Nov 8	74,678	27-16	W	New York Jets	Mile High Stadium	
Nov 15	75,269	27-13	W	New York Giants	Mile High Stadium	Sunday night
Nov 22	50,011	0-24	L	Los Angeles Raiders	L.A. Coliseum	
Nov 30	51,612	13-16*	L	Seattle Seahawks	Kingdome	Mon. night (*OT)
Dec 6	74,946	27-31	L	Dallas Cowboys	Mile High Stadium	
Dec 12	71,740	17-27	L	Buffalo Bills	Rich Stadium	Saturday
Dec 20	72,570	10-6	W	Seattle Seahawks	Mile High Stadium	
Dec 27	76,240	20-42	L	Kansas City Chiefs	Arrowhead Stadium	
1,108,833		262-329		(Bye Nov 1)		

HEAD COACH: Wade Phillips

PRESEASON (2-2)

Aug 7	38,020	23-7	W	Tampa Bay Buccaneers	Tampa Stadium	Saturday night
Aug 16	71,921	13-16	L	San Francisco 49ers	Mile High Stadium	Monday night
Aug 20	59,383	34-24	W	Miami Dolphins	Mile High Stadium	Friday night
Aug 27	44,207	9-34	L	Phoenix Cardinals	Sun Devil Stadium	Friday night
213,531		79-81				



REGULAR SEASON (9-7) (3rd AFC West)

Sep 5	68,130	26-20	W	New York Jets	Giants Stadium	
Sep 12	75,074	34-17	W	San Diego Chargers	Mile High Stadium	
Sep 20	78,453	7-15	L	Kansas City Chiefs	Arrowhead Stadium	Monday night
Oct 3	74,953	35-13	W	Indianapolis Colts	Mile High Stadium	
Oct 10	58,943	27-30	L	Green Bay Packers	Lambeau Field	Sunday night
Oct 18	75,712	20-23	L	Los Angeles Raiders	Mile High Stadium	Monday night
Oct 31	73,644	28-17	W	Seattle Seahawks	Mile High Stadium	
Nov 7	77,818	29-14	W	Cleveland Browns	Cleveland Stadium	
Nov 14	67,329	23-26	L	Minnesota Vikings	Mile High Stadium	
Nov 21	74,840	37-13	W	Pittsburgh Steelers	Mile High Stadium	
Nov 28	57,812	17-9	W	Seattle Seahawks	Kingdome	
Dec 5	60,233	10-13	L	San Diego Chargers	Jack Murphy Stadium	
Dec 12	75,822	27-21	W	Kansas City Chiefs	Mile High Stadium	Saturday
Dec 18	53,056	13-3	W	Chicago Bears	Soldier Field	
Dec 26	73,434	10-17	L	Tampa Bay Buccaneers	Mile High Stadium	
Jan 2	66,904	30-33*	L	Los Angeles Raiders	L.A. Coliseum	*Overtime
	1,112,157	373-284		(Bye Sep 26 and Oct 24)		

1993 AFC WILD CARD PLAYOFF GAME

Jan 9	65,314	24-42	L	Los Angeles Raiders	L.A. Coliseum	
-------	--------	-------	---	---------------------	---------------	--

1994

HEAD COACH: Wade Phillips

PRESEASON (2-3)

Jul 31	37,406	22-25	L	Los Angeles Raiders	Barcelona, Spain (American Bowl)	
Aug 6	72,231	37-16	W	Atlanta Falcons	Mile High Stadium	Saturday night
Aug 12	52,429	3-20	L	San Francisco 49ers	Candlestick Park	Friday night
Aug 21	63,923	10-34	L	Dallas Cowboys	Texas Stadium	
Aug 25	70,075	30-21	W	Arizona Cardinals	Mile High Stadium	Thursday night
	258,695	102-116				

REGULAR SEASON (7-9) (4th AFC West)

Sep 4	74,032	34-37	L	San Diego Chargers	Mile High Stadium	Sunday night
Sep 11	73,436	22-25*	L	N.Y. Jets	Giants Stadium	*Overtime
Sep 18	75,764	16-48	L	L.A. Raiders	Mile High Stadium	
Sep 26	75,373	20-27	L	Buffalo Bills	Rich Stadium	Monday night
Oct 9	63,872	16-9	W	Seattle Seahawks	Husky Stadium	
Oct 17	75,151	28-31	L	Kansas City Chiefs	Mile High Stadium	Monday night
Oct 23	61,626	20-15	W	San Diego Chargers	Jack Murphy Stadium	
Oct 30	73,190	26-14	W	Cleveland Browns	Mile High Stadium	
Nov 6	48,103	21-27	L	L.A. Rams	Anaheim Stadium	
Nov 13	71,290	17-10	W	Seattle Seahawks	Mile High Stadium	
Nov 20	70,594	32-28	W	Atlanta Falcons	Mile High Stadium	
Nov 27	69,714	15-13	W	Cincinnati Bengals	Mile High Stadium	
Dec 4	77,631	20-17*	W	Kansas City Chiefs	Arrowhead Stadium	*Overtime
Dec 11	60,016	13-23	L	L.A. Raiders	L.A. Coliseum	Saturday
Dec 17	64,884	19-42	L	San Francisco 49ers	Candlestick Park	Saturday
Dec 24	64,445	28-30	L	New Orleans Saints	Mile High Stadium	
	1,099,121	347-386				

1995

HEAD COACH: Mike Shanahan

PRESEASON (3-2)

July 29	71,182	9-7	W	San Francisco 49ers	Mile High Stadium	Saturday night
Aug 5	48,526	24-10	W	San Francisco 49ers	Tokyo Dome (American Bowl)	Saturday night
Aug 12	57,017	10-19	L	Carolina Panthers	Clemson Stadium	Saturday night
Aug 21	72,451	20-17	W	Dallas Cowboys	Mile High Stadium	Monday night
Aug 25	66,023	17-23	L	Jacksonville Jaguars	Jacksonville Municipal Stadium	Friday night
	315,199	80-76				

REGULAR SEASON (8-8) (4th AFC West)

Sep 3	75,157	22-7	W	Buffalo Bills	Mile High Stadium	Sunday night
Sep 10	64,578	21-31	L	Dallas Cowboys	Texas Stadium	
Sep 17	71,930	38-31	W	Washington Redskins	Mile High Stadium	
Sep 24	58,987	6-17	L	San Diego Chargers	Jack Murphy Stadium	
Oct 1	49,914	10-27	L	Seattle Seahawks	Kingdome	
Oct 8	60,074	37-3	W	New England Patriots	Foxboro Stadium	Sunday night
Oct 16	75,491	27-0	W	Oakland Raiders	Mile High Stadium	Monday night
Oct 22	71,044	7-21	L	Kansas City Chiefs	Mile High Stadium	
Nov 5	71,488	38-6	W	Arizona Cardinals	Mile High Stadium	
Nov 12	60,842	13-31	L	Philadelphia Eagles	Veterans Stadium	Sunday night
Nov 19	74,681	30-27	W	San Diego Chargers	Mile High Stadium	
Nov 26	36,113	33-42	L	Houston Oilers	Astrodome	
Dec 3	72,231	31-23	W	Jacksonville Jaguars	Mile High Stadium	
Dec 10	71,488	27-31	L	Seattle Seahawks	Mile High Stadium	
Dec 17	75,061	17-20	L	Kansas City Chiefs	Arrowhead Stadium	
Dec 24	50,074	31-28	W	Oakland Raiders	Oakland-Alameda County Coliseum	
	1,039,153	388-345				



1996

HEAD COACH: Mike Shanahan

PRESEASON (3-1)

Aug 3	48,577	20-17	W	San Francisco 49ers	3Com Park	Saturday
Aug 10	70,849	40-28	W	Carolina Panthers	Mile High Stadium	Saturday night
Aug 17	56,115	20-3	W	Dallas Cowboys	Texas Stadium	Saturday night
Aug 23	57,665	24-31	L	Jacksonville Jaguars	Mile High Stadium	Friday night
	233,006	104-79				

REGULAR SEASON (13-3) (1st AFC West)

Sep 1	70,595	31-6	W	New York Jets	Mile High Stadium	
Sep 8	43,671	30-20	W	Seattle Seahawks	Kingdome	
Sep 15	71,535	27-23	W	Tampa Bay Buccaneers	Mile High Stadium	Sunday night
Sep 22	79,439	14-17	L	Kansas City Chiefs	Arrowhead Stadium	
Sep 29	51,798	14-10	W	Cincinnati Bengals	Cinergy Field	
Oct 6	75,058	28-17	W	San Diego Chargers	Mile High Stadium	
Oct 20	70,453	45-34	W	Baltimore Ravens	Mile High Stadium	
Oct 27	75,652	34-7	W	Kansas City Chiefs	Mile High Stadium	
Nov 4	61,179	22-21	W	Oakland Raiders	Oakland-Alameda County Coliseum	Mon. night
Nov 10	75,555	17-12	W	Chicago Bears	Mile High Stadium	
Nov 17	59,452	34-8	W	New England Patriots	Foxboro Stadium	
Nov 24	59,142	21-17	W	Minnesota Vikings	Hubert H. Humphrey Metrodome	
Dec 1	74,982	34-7	W	Seattle Seahawks	Mile High Stadium	
Dec 8	60,712	6-41	L	Green Bay Packers	Lambeau Field	
Dec 15	75,466	24-19	W	Oakland Raiders	Mile High Stadium	
Dec 22	46,801	10-16	L	San Diego Chargers	Jack Murphy Stadium	Sunday night
	1,051,490	391-275				

1996 AFC DIVISIONAL PLAYOFF GAME

Jan 4	75,678	27-30	L	Jacksonville Jaguars	Mile High Stadium	Saturday
-------	--------	-------	---	----------------------	-------------------	----------

1997

HEAD COACH: Mike Shanahan

PRESEASON (3-2)

Jul 26	69,739	31-10	W	Buffalo Bills	Mile High Stadium	Saturday night
Aug 4	104,629	19-38	L	Miami Dolphins	Estadio Guillermo Canedo (Mexico City, American Bowl)	Monday night
Aug 9	68,296	23-13	W	Carolina Panthers	Ericsson Stadium	Saturday night
Aug 17	55,354	21-31	L	New England Patriots	Foxboro Stadium	
Aug 23	69,874	31-17	W	San Francisco 49ers	Mile High Stadium	Saturday night
	367,892	125-109				

REGULAR SEASON (12-4) (2nd AFC West)

Aug 31	75,600	19-3	W	Kansas City Chiefs	Mile High Stadium	
Sep 7	55,859	35-14	W	Seattle Seahawks	Kingdome	
Sep 14	74,338	35-14	W	St. Louis Rams	Mile High Stadium	
Sep 21	73,871	38-20	W	Cincinnati Bengals	Mile High Stadium	
Sep 28	48,211	29-21	W	Atlanta Falcons	Georgia Dome	
Oct 6	75,821	34-13	W	New England Patriots	Mile High Stadium	Monday night
Oct 19	57,006	25-28	L	Oakland Raiders	Oakland-Alameda County Coliseum	
Oct 26	78,458	23-20*	W	Buffalo Bills	Rich Stadium	*Overtime
Nov 2	74,212	30-27	W	Seattle Seahawks	Mile High Stadium	
Nov 9	71,408	34-0	W	Carolina Panthers	Mile High Stadium	
Nov 16	77,963	22-24	L	Kansas City Chiefs	Arrowhead Stadium	
Nov 24	75,307	31-3	W	Oakland Raiders	Mile High Stadium	Monday night
Nov 30	54,245	38-28	W	San Diego Chargers	Qualcomm Stadium	Sunday night
Dec 7	59,739	24-35	L	Pittsburgh Steelers	Three Rivers Stadium	
Dec 15	68,461	17-34	L	San Francisco 49ers	3Com Park	Monday night
Dec 21	69,632	38-3	W	San Diego Chargers	Mile High Stadium	
	1,090,131	472-287				

1997 AFC WILD CARD PLAYOFF GAME

Dec 27	74,481	42-17	W	Jacksonville Jaguars	Mile High Stadium	Saturday
--------	--------	-------	---	----------------------	-------------------	----------

1997 AFC DIVISIONAL PLAYOFF GAME

Jan 4	76,965	14-10	W	at Kansas City Chiefs	Arrowhead Stadium	
-------	--------	-------	---	-----------------------	-------------------	--

1997 AFC CHAMPIONSHIP GAME

Jan 11	61,382	24-21	W	at Pittsburgh Steelers	Three Rivers Stadium	
--------	--------	-------	---	------------------------	----------------------	--

1997 SUPER BOWL XXXII

Jan 25	68,912	31-24	W	Green Bay Packers	Qualcomm Stadium, San Diego, Calif.	
--------	--------	-------	---	-------------------	-------------------------------------	--

SERIES RECORDS VS. OPPONENTS

ARIZONA CARDINALS

(Phoenix Cardinals 1988-93)
(St. Louis Cardinals 1960-1987)
1973—@Denver 17, @St. Louis 17
1977—@Denver 7, St. Louis 0
1989—Denver 37, @Phoenix 0
1991—@Denver 24, Phoenix 19
1995—@Denver 38, Arizona 6
(Broncos 4, Cardinals 0, 1 tie)

ATLANTA FALCONS

1970—@Denver 24, Atlanta 10
1972—@Atlanta 23, Denver 20
1975—@Atlanta 35, Denver 21
1979—Denver 20, @Atlanta 17 (OT)
1982—Atlanta 34, @Denver 27
1985—Denver 44, @Atlanta 28
1988—@Denver 30, Atlanta 14
1994—@Denver 32, Atlanta 28
1997—Denver 29, @Atlanta 21
(Broncos 6 Falcons 3)

BALTIMORE RAVENS

1996—@Denver 45, Baltimore 34
(Broncos 1, Ravens 0)

BUFFALO BILLS

1960—Denver 27, @Buffalo 21
1960—@Denver 38, Buffalo 38 (tie)
1961—Denver 22, @Buffalo 10
1961—Buffalo 23, @Denver 10
1962—Denver 23, @Buffalo 20
1962—Buffalo 45, @Denver 38
1963—Buffalo 30, @Denver 28
1963—@Buffalo 27, Denver 17
1964—@Buffalo 30, Denver 13
1964—Buffalo 30, @Denver 19
1965—Buffalo 30, @Denver 15
1965—@Buffalo 31, Denver 13
1966—@Buffalo 38, Denver 21
1967—Buffalo 17, @Denver 16
1967—Denver 21, @Buffalo 20
1968—@Denver 34, Buffalo 32
1969—@Buffalo 41, Denver 26
1970—Denver 25, @Buffalo 10
1975—@Buffalo 38, Denver 14
1977—@Denver 26, Buffalo 6
1979—Denver 19, @Buffalo 16
1981—@Buffalo 9, Denver 7
1984—Den 37, @Buffalo 7
1987—@Buf 21, Denver 14
1989—Den 28, @Buffalo 21
1990—@Buffalo 29, Denver 26
1991—@Buffalo 10, Denver 7
1992—@Buffalo 27, Denver 17
1994—@Buffalo 27, Denver 20
1995—@Denver 22, Buffalo 7
1997—Denver 23, @Buffalo 20 (OT)
*AFC Championship
(Broncos 12, Bills 17, 1 tie)
(Postseason: Broncos 0, Bills 1)

CAROLINA PANTHERS

1997—@Denver 34, Carolina 0
(Broncos 1, Panthers 0)

CHICAGO BEARS

1971—@Denver 6, Chicago 3
1973—Chicago 33, @Denver 14
1976—Denver 28, @Chicago 14
1978—@Denver 16, Chicago 7
1981—@Chicago 35, Denver 24
1983—@Chicago 31, Denver 14
1984—@Chicago 27, Denver 0
1987—@Denver 31, Chicago 29
1990—Chicago 16, @Denver 13 (OT)
1993—Denver 13, @Chicago 3

1996—@Denver 17, Chicago 12
(Broncos 6, Bears 5)

CINCINNATI BENGALS

1968—@Cincinnati 24, Denver 10
1968—@Denver 10, Cincinnati 7
1969—Denver 30, @Cincinnati 23
1969—@Denver 27, Cincinnati 16
1971—Cincinnati 24, @Denver 10
1972—@Cincinnati 21, Denver 10
1973—@Denver 28, Cincinnati 10
1975—Cincinnati 17, @Denver 16
1976—@Cincinnati 17, Denver 7
1979—Denver 24, @Cincinnati 13
1979—@Denver 10, Cincinnati 0
1981—@Cincinnati 38, Denver 21
1983—@Denver 24, Cincinnati 17
1984—@Denver 20, Cincinnati 17
1986—@Denver 34, Cincinnati 28
1991—@Denver 45, Cincinnati 14
1994—@Denver 15, Cincinnati 13
1996—Denver 14, @Cincinnati 20
1997—@Denver 38, Cincinnati 20
(Broncos 13, Bengals 6)

CLEVELAND BROWNS

1970—Cleveland 27, @Denver 13
1971—Denver 27, @Cleveland 0
1972—Cleveland 27, @Denver 20
1974—@Cleveland 23, Denver 21
1975—@Denver 16, Cleveland 15
1976—@Denver 44, Cleveland 13
1978—Denver 19, @Cleveland 7
1980—Denver 19, @Cleveland 16
1981—@Denver 23, Cleveland 20 (OT)
1983—@Denver 27, Cleveland 6
1984—Denver 24, @Cleveland 14
1986—Denver 23, @Cleveland 20 (OT)*
1987—@Denver 38, Cleveland 33*
1988—@Denver 30, Cleveland 7
1989—@Cleveland 16, Denver 13
1989—@Denver 37, Cleveland 31*
1990—Cleveland 30, @Denver 29
1991—Denver 17, @Cleveland 7
1992—Denver 12, @Cleveland 0
1993—Denver 29, @Cleveland 14
1994—@Denver 26, Cleveland 14
*AFC Championship
(Broncos 13, Browns 5)
(Postseason: Broncos 3, Browns 0)

DALLAS COWBOYS

1973—Dallas 22, @Denver 10
1977—@Dallas 14, Denver 6
1977—Dallas 27, Denver 10*
1980—@Denver 41, Dallas 20
1986—@Denver 29, Dallas 14
1992—Dallas 31, @Denver 27
1995—@Dallas 31, Denver 21
*Super Bowl XII
(Broncos 2, Cowboys 4)
(Postseason: Broncos 0, Cowboys 1)

DETROIT LIONS

1971—Detroit 24, @Denver 20
1974—Denver 31, @Detroit 27
1978—@Detroit 17, Denver 14
1981—@Denver 27, Detroit 21
1984—Denver 28, @Detroit 7
1987—@Denver 34, Detroit 0
1990—@Detroit 40, Denver 27
(Broncos 4, Lions 3)

GREEN BAY PACKERS

1971—@Green Bay 34, Denver 13 (Milw.)
1975—@Denver 23, Green Bay 13
1978—@Denver 16, Green Bay 3

1984—@Denver 17, Green Bay 14
1987—@G.B. 17, Denver 17 (OT) (Milw.)
1990—@Denver 22, Green Bay 13
1993—@Green Bay 30, Denver 27
1996—@Green Bay 41, Denver 6
1997—Denver 31, Green Bay 24*
*Super Bowl XXXII
(Broncos 4, Packers 3, 1 tie)
(Postseason: Broncos 1, Packers 0)

INDIANAPOLIS COLTS

(Baltimore Colts 1953-83)
1974—Denver 17, @Baltimore 6
1977—@Denver 27, Baltimore 13
1978—@Baltimore 7, Denver 6
1981—@Denver 28, Baltimore 10
1983—Denver 17, @Baltimore 10
1983—@Denver 21, Baltimore 19
1985—Denver 15, @Indianapolis 10
1988—@Indianapolis 55, Denver 23
1989—@Denver 14, Indianapolis 3
1990—Denver 27, @Indianapolis 17
1993—@Denver 35, Indianapolis 13
(Broncos 9, Colts 2)

JACKSONVILLE JAGUARS

1995—@Denver 31, Jacksonville 23
1996—Jacksonville 30, @Denver 27*
1997—@Denver 42, Jacksonville 17**
*AFC Divisional Playoff
**AFC Wild Card Game
(Broncos 1, Jaguars 0)
(Postseason: Broncos 1, Jaguars 1)

KANSAS CITY CHIEFS

(Dallas Texans 1960-62)
1960—Dallas 17, @Denver 14
1960—@Dallas 34, Denver 7
1961—Dallas 19, @Denver 12
1961—@Dallas 49, Denver 21
1962—Dallas 24, @Denver 3
1962—@Dallas 17, Denver 10
1963—Kansas City 59, @Denver 7
1963—@Kansas City 52, Denver 21
1964—@Denver 33, Kansas City 27
1964—@Kansas City 49, Denver 39
1965—Kansas City 31, @Denver 23
1965—@Kansas City 45, Denver 35
1966—@Kansas City 37, Denver 10
1966—Kansas City 56, @Denver 10
1967—@Kansas City 52, Denver 9
1967—Kansas City 38, @Denver 24
1968—@Kansas City 34, Denver 2
1968—Kansas City 30, @Denver 7
1969—Kansas City 26, @Denver 13
1969—@Kansas City 31, Denver 17
1970—@Denver 26, Kansas City 13
1970—@Kansas City 16, Denver 0
1971—Kansas City 16, @Denver 3
1971—@Kansas City 28, Denver 10
1972—Kansas City 45, @Denver 24
1972—@Kansas City 24, Denver 21
1973—@Kansas City 16, Denver 14
1973—@Denver 14, Kansas City 10
1974—Denver 17, @Kansas City 14
1974—Denver 31, @Denver 34
1975—@Denver 37, Kansas City 33
1975—@Kansas City 26, Denver 13
1976—Denver 35, @Kansas City 26
1976—@Denver 17, Kansas City 16
1977—@Denver 23, Kansas City 7
1977—Denver 14, @Kansas City 7
1978—Denver 23, @Kansas City 17 (OT)
1978—@Denver 24, Kansas City 3
1979—Denver 24, @Kansas City 10
1979—@Denver 20, Kansas City 3
1980—Kansas City 23, @Denver 17

1980—@Kansas City 31, Denver 14
1981—@Kansas City 28, Denver 14
1981—@Denver 16, Kansas City 13
1982—Kansas City 37, @Denver 16
1983—@Denver 27, Kansas City 24
1983—@Kansas City 48, Denver 17
1984—@Denver 21, Kansas City 0
1984—@Kansas City 16, Denver 13
1985—Denver 30, @Kansas City 10
1985—@Denver 14, Kansas City 13
1986—@Denver 38, Kansas City 17
1986—@Kansas City 37, Denver 10
1987—Denver 26, @Kansas City 17
1987—@Denver 20, Kansas City 17
1988—@Kansas City 20, Denver 13
1988—@Denver 17, Kansas City 11
1989—@Denver 34, Kansas City 20
1989—Denver 16, @Kansas City 13
1990—@Denver 24, Kansas City 23
1990—@Kansas City 31, Denver 20
1991—@Denver 19, Kansas City 16
1991—Denver 24, @Kansas City 19
1992—@Denver 20, Kansas City 19
1992—@Kansas City 42, Denver 20
1993—@Kansas City 15, Denver 7
1993—@Denver 27, Kansas City 21
1994—Kansas City 31, @Denver 28
1994—Denver 20, @Kansas City 17 (OT)
1995—Kansas City 21, @Denver 7
1995—@Kansas City 20, Denver 17
1996—@Kansas City 17, Denver 14
1996—@Denver 34, Kansas City 17
1997—@Denver 19, Kansas City 3
1997—@Kansas City 24, Denver 22
1997—Denver 14, @Kansas City 10*
*AFC Divisional Playoff
(Broncos 32, Chiefs 43)
(Postseason: Broncos 1, Chiefs 0)

MIAMI DOLPHINS

1966—@Miami 24, Denver 7
1966—@Denver 17, Miami 7
1967—@Miami 35, Denver 21
1968—@Denver 21, Miami 14
1969—@Miami 27, Denver 24
1971—@Denver 10, Miami 10
1975—@Miami 14, Denver 13
1985—Miami 30, @Denver 26
(Broncos 2, Dolphins 5, 1 tie)

MINNESOTA VIKINGS

1972—Minnesota 23, @Denver 20
1978—@Minnesota 12, Denver 9 (OT)
1981—@Denver 19, Minnesota 17
1984—@Denver 42, Minnesota 21
1987—@Minnesota 34, Denver 27
1990—@Minnesota 27, Denver 22
1991—Denver 13, @Minnesota 6
1993—Minnesota 26, @Denver 23
1996—Denver 21, @Minnesota 17
(Broncos 4, Vikings 5)

NEW ENGLAND PATRIOTS

(Boston Patriots 1960-70)
1960—Denver 13, @Boston 10
1960—@Denver 31, Boston 24
1961—@Boston 45, Denver 17
1961—Boston 28, @Denver 24
1962—@Boston 41, Denver 16
1962—Boston 33, @Denver 29
1963—@Denver 14, Boston 10
1963—@Boston 40, Denver 21
1964—Boston 39, @Denver 10
1964—@Boston 12, Denver 7
1965—Denver 27, @Boston 10
1965—Boston 28, @Denver 20
1966—Boston 24, @Denver 10
1966—Denver 17, @Boston 10
1967—@Denver 26, Boston 21
1968—Boston 20, @Denver 17
1968—Denver 35, @Boston 14
1969—@Denver 35, Boston 7

1972—@Denver 45, New England 21
1976—@New England 38, Denver 14
1979—@Denver 45, New England 14
1980—@New England 23, Denver 14
1984—@Denver 26, New England 19
1986—@Denver 27, New England 20
1986—@Denver 22, New England 17*
1987—@Denver 31, New England 20
1988—@Denver 21, New England 10
1991—Denver 9, @New England 6
1991—@Denver 20, New England 3
1995—Denver 37, @New England 3
1996—Denver 34, @New England 8
1997—@Denver 34, New England 13
*AFC Divisional Playoff
(Broncos 19, Patriots 12)
(Postseason: Broncos 1, Patriots 0)

NEW ORLEANS SAINTS

1970—Denver 31, @New Orleans 6
1974—@Denver 33, New Orleans 17
1979—@Denver 10, New Orleans 3
1985—@Denver 34, New Orleans 23
1988—@New Orleans 42, Denver 0
1994—New Orleans 30, @Denver 28
(Broncos 4, Saints 2)

NEW YORK GIANTS

1972—@New York 29, Denver 17
1976—@Oakland 21, New York 13
1980—Denver 14, @New York 9
1986—@New York 19, Denver 16
1986—New York 39, Denver 20*
1988—New York 14, @Denver 7
1992—@Denver 27, New York 13
*Super Bowl XXI
(Broncos 3, Giants 3)
(Postseason: Broncos 0, Giants 1)

NEW YORK JETS

(New York Titans 1960-62)
1960—@New York 28, Denver 24
1960—New York 30, @Denver 27
1961—@New York 35, Denver 28
1961—@Denver 27, New York 10
1962—Denver 32, @New York 10
1962—New York 46, @Denver 45
1963—Denver 35, New York 35
1963—New York 14, @Denver 9
1964—@New York 30, Denver 6
1964—@Denver 20, New York 16
1965—@Denver 16, New York 13
1965—@New York 45, Denver 10
1966—New York 16, @Denver 7
1967—New York 38, @Denver 24
1967—Denver 33, @New York 24
1968—Denver 21, @New York 13
1969—@Denver 21, New York 19
1973—Denver 40, @New York 28
1976—@Denver 46, New York 3
1978—New York 31, @Denver 28
1980—@Denver 31, New York 24
1986—@New York 22, Denver 10
1992—@Denver 27, New York 16
1993—Denver 26, @New York 20
1994—@N.Y. 25, Denver 22 (OT)
1996—@Denver 31, N.Y. Jets 6
(Broncos 13, Jets 12, 1 tie)

OAKLAND RAIDERS

(Los Angeles Raiders 1982-94)
(Oakland Raiders 1960-81)
1960—@Denver 31, Oakland 14
1960—@Oakland 48, Denver 10
1961—@Oakland 33, Denver 19
1961—@Denver 27, Oakland 24
1962—@Denver 44, Oakland 7
1962—Denver 23, @Oakland 6
1963—Oakland 26, @Denver 10
1963—@Oakland 35, Denver 31
1964—@Oakland 40, Denver 7
1964—@Denver 20, Oakland 20

1965—Oakland 28, @Denver 20
1965—@Oakland 24, Denver 13
1966—Oakland 17, @Denver 3
1966—@Oakland 28, Denver 10
1967—@Oakland 51, Denver 0
1967—Oakland 21, @Denver 17
1968—Oakland 43, @Denver 7
1968—@Oakland 33, Denver 27
1969—Oakland 24, @Denver 14
1969—@Oakland 41, Denver 10
1970—@Oakland 35, Denver 23
1970—Oakland 24, @Denver 19
1971—Oakland 27, @Denver 16
1971—@Oakland 21, Denver 13
1972—Denver 30, @Oakland 23
1972—Oakland 37, @Denver 20
1973—@Denver 23, Oakland 23
1973—@Oakland 21, Denver 17
1974—Oakland 28, @Denver 17
1974—Denver 20, @Oakland 17
1975—Oakland 42, @Denver 17
1975—@Oakland 17, Denver 10
1976—Oakland 17, @Denver 10
1976—@Oakland 19, Denver 3
1977—Denver 30, @Oakland 7
1977—Oakland 24, @Denver 14
1977—@Denver 20, Oakland 17*
1978—@Denver 14, Oakland 6
1978—Denver 21, @Oakland 6
1979—@Oakland 27, Denver 3
1979—Oakland 14, @Denver 10
1980—@Oakland 9, Denver 3
1980—Oakland 24, @Denver 21
1981—@Denver 9, Oakland 7
1981—Denver 17, @Oakland 0
1982—@Los Angeles 27, Denver 10
1983—Los Angeles 22, @Denver 7
1983—@Los Angeles 22, Denver 20
1984—@Denver 16, Los Angeles 13
1984—Denver 22, @Los Angeles 19 (OT)
1985—@Los Angeles 31, Denver 28 (OT)
1985—Los Angeles 17, @Denver 14 (OT)
1986—@Denver 38, Los Angeles 36
1986—Denver 21, @Los Angeles 10
1987—@Denver 30, Los Angeles 14
1987—Denver 23, @Los Angeles 17
1988—Los Angeles 30, @Denver 27 (OT)
1988—@Los Angeles 21, Denver 20
1989—@Denver 31, Los Angeles 21
1989—@Los Angeles 16, Denver 13 (OT)
1990—@Los Angeles 14, Denver 9
1990—Los Angeles 23, @Denver 20
1991—@Los Angeles 16, Denver 13
1991—Los Angeles 17, Denver 16
1992—@Denver 17, Los Angeles 13
1992—@Los Angeles 24, Denver 0
1993—Los Angeles 23, @Denver 20
1993—@Los Angeles 33, Denver 30 (OT)
1993—@Los Angeles 42, Denver 24**
1994—Los Angeles 48, @Denver 16
1994—@Los Angeles 23, Denver 13
1995—@Denver 27, Oakland 0
1995—Denver 31, @Oakland 28
1996—Denver 22, @Oakland 21
1996—@Denver 24, Oakland 19
1997—@Oakland 28, Denver 25
1997—@Denver 31, Oakland 3
*AFC Championship
**AFC Wild Card Playoff
(Broncos 24, Raiders 49, 2 ties)
(Postseason: Broncos 1, Raiders 1)

PHILADELPHIA EAGLES

1971—@Philadelphia 17, Denver 16
1975—@Denver 25, Philadelphia 10
1980—@Philadelphia 27, Denver 6
1983—Philadelphia 13, @Denver 10
1986—Denver 33, @Philadelphia 7
1989—Philadelphia 28, @Denver 24
1992—@Philadelphia 30, Denver 0
1995—@Philadelphia 31, Denver 13
(Broncos 2, Eagles 6)

PITTSBURGH STEELERS

1970—@Denver 16, Pittsburgh 13
 1971—Denver 22, @Pittsburgh 10
 1973—Denver 23, @Pittsburgh 13
 1974—@Denver 35, Pittsburgh 35 (OT)
 1975—@Pittsburgh 20, Denver 9
 1977—@Denver 21, Pittsburgh 7
 1977—@Denver 34, Pittsburgh 21*
 1978—Pittsburgh 21, @Denver 17
 1978—@Pittsburgh 33, Denver 10*
 1979—@Pittsburgh 42, Denver 7
 1983—Denver 14, @Pittsburgh 10
 1984—Pittsburgh 24, @Denver 17*
 1985—Denver 31, @Pittsburgh 23
 1986—Denver 21, @Pittsburgh 10
 1988—@Pittsburgh 39, Denver 23
 1989—@Denver 34, Pittsburgh 7
 1989—@Denver 24, Pittsburgh 23*
 1990—Pittsburgh 34, @Denver 17
 1991—@Denver 20, Pittsburgh 13
 1993—@Denver 37, Pittsburgh 13
 1997—@Pittsburgh 35, Denver 24
 1997—Denver 24, @Pittsburgh 21**

*AFC Divisional playoff

**AFC Championship

(Broncos 10, Steelers 6, 1 tie)

(Postseason: Broncos 3, Steelers 2)

ST. LOUIS RAMS

(Los Angeles Rams 1945-94)
 (Cleveland Rams 1937-45)

1972—Denver 16, @Los Angeles 10
 1974—Los Angeles 17, @Denver 10
 1979—@Los Angeles 13, @Denver 9
 1982—Denver 27, @Los Angeles 24
 1985—@Los Angeles 20, Denver 16
 1988—@Denver 35, Los Angeles 24
 1994—@Los Angeles 27, Denver 21
 1997—@Denver 35, St. Louis 14
 (Broncos 4, Rams 4)

SAN DIEGO CHARGERS

(Los Angeles Chargers 1960)

1960—Los Angeles 23, @Denver 19
 1960—@Los Angeles 41, Denver 33
 1961—@San Diego 37, Denver 0
 1961—@San Diego 19, @Denver 16
 1962—@Denver 30, San Diego 21
 1962—Denver 23, @San Diego 20
 1963—@Denver 50, San Diego 34
 1963—@San Diego 58, Denver 20
 1964—@San Diego 42, Denver 14
 1964—San Diego 31, @Denver 20
 1965—@San Diego 34, Denver 31
 1965—San Diego 35, @Denver 21
 1966—@San Diego 24, Denver 17
 1966—@Denver 20, San Diego 17
 1967—San Diego 38, @Denver 21
 1967—@San Diego 24, Denver 20
 1968—@San Diego 55, Denver 24
 1968—San Diego 47, @Denver 23
 1969—@Denver 13, San Diego 0
 1969—@Denver 45, Denver 24
 1970—@San Diego 24, Denver 21
 1970—@Denver 17, San Diego 17
 1971—@Denver 20, San Diego 16
 1971—@San Diego 45, Denver 17
 1972—@San Diego 37, Denver 14
 1972—@Denver 38, San Diego 13
 1973—@Denver 30, San Diego 19
 1973—Denver 42, @San Diego 28
 1974—@Denver 27, San Diego 7
 1974—@San Diego 17, Denver 0
 1975—Denver 27, @San Diego 17
 1975—@Denver 13, San Diego 10 (OT)
 1976—@Denver 26, San Diego 0
 1976—Denver 17, @San Diego 0
 1977—Denver 14, @San Diego 10
 1977—@Denver 17, San Diego 9
 1978—@Denver 27, San Diego 14
 1978—@San Diego 23, Denver 0
 1979—@Denver 7, San Diego 0

1979—@San Diego 17, Denver 7
 1980—San Diego 30, @Denver 13
 1980—Denver 20, @San Diego 13
 1981—@Denver 42, San Diego 24
 1981—@San Diego 34, Denver 17
 1982—San Diego 23, @Denver 3
 1982—@San Diego 30, Denver 20
 1983—@Denver 14, San Diego 6
 1983—@San Diego 31, Denver 7
 1984—@Denver 16, San Diego 13
 1984—Denver 16, @San Diego 13
 1985—@San Diego 30, Denver 10
 1985—@Denver 30, San Diego 24 (OT)
 1986—Denver 31, @San Diego 14
 1986—San Diego 9, @Denver 3
 1987—Denver 31, @San Diego 17
 1987—@Denver 24, San Diego 0
 1988—@Denver 34, San Diego 3
 1988—Denver 12, @San Diego 0
 1989—@Denver 16, San Diego 10
 1989—@San Diego 19, Denver 16
 1990—@San Diego 19, Denver 7
 1990—@Denver 20, San Diego 10
 1991—@Denver 27, San Diego 19
 1991—Denver 17, @San Diego 14
 1992—@Denver 21, San Diego 13
 1992—@San Diego 24, Denver 21
 1993—@Denver 34, San Diego 17
 1993—@San Diego 13, Denver 10
 1994—San Diego 37, @Denver 34
 1994—Denver 20, @San Diego 15
 1995—@San Diego 17, Denver 6
 1995—@Denver 30, San Diego 27
 1996—@Denver 28, San Diego 17
 1996—@San Diego 16, Denver 10
 1997—Denver 38, @San Diego 28
 1997—@Denver 38, San Diego 3
 (Broncos 41, Chargers 34, 1 tie)

SAN FRANCISCO 49ERS

1970—@San Francisco 19, Denver 14
 1973—San Francisco 36, @Denver 34
 1979—Denver 38, @San Francisco 28
 1982—@Denver 24, San Francisco 21
 1985—@Denver 17, San Francisco 16
 1988—Denver 16, @San Fran. 13 (OT)
 1989—San Francisco 55, Denver 10*
 1994—@San Francisco 42, Denver 19
 1997—@San Francisco 34, Denver 17
 *Super Bowl XXIV
 (Broncos 4, 49ers 4)
 (Postseason: Broncos 0, 49ers 1)

SEATTLE SEAHAWKS

1977—Denver 24, @Seattle 13
 1978—@Denver 28, Seattle 7
 1978—Denver 20, @Seattle 17 (OT)
 1979—@Denver 37, Seattle 34
 1979—@Seattle 28, Denver 23
 1980—@Denver 36, Seattle 20
 1980—Denver 25, @Seattle 17
 1981—@Seattle 13, Denver 10
 1981—@Denver 23, Seattle 13
 1982—Seattle 17, @Denver 10
 1982—@Seattle 13, Denver 11
 1983—@Seattle 27, Denver 19
 1983—@Denver 38, Seattle 27
 1983—@Seattle 31, Denver 7*
 1984—Seattle 27, @Denver 24
 1984—Denver 31, @Seattle 14
 1985—@Denver 13, Seattle 10 (OT)
 1985—Denver 27, @Seattle 24
 1986—@Denver 20, Seattle 13
 1986—@Seattle 41, Denver 16
 1987—@Denver 40, Seattle 17
 1987—@Seattle 28, Denver 21
 1988—Seattle 21, @Denver 14
 1988—@Seattle 42, Denver 14
 1989—Denver 24, @Seattle 21 (OT)
 1989—@Denver 41, Seattle 14
 1990—@Denver 34, Seattle 31 (OT)
 1990—@Seattle 17, Denver 12

1991—@Denver 16, Seattle 10
 1991—@Seattle 13, Denver 10
 1992—@Seattle 16, Denver 13 (OT)
 1992—@Denver 10, Seattle 6
 1993—@Denver 28, Seattle 17
 1993—Denver 17, @Seattle 9
 1994—Denver 16, @Seattle 9
 1994—@Denver 17, Seattle 10
 1995—@Seattle 27, Denver 10
 1995—Seattle 31, @Denver 27
 1996—Denver 30, @Seattle 20
 1996—@Denver 34, Seattle 7
 1997—Denver 35, @Seattle 14
 1997—@Denver 30, Seattle 27
 *AFC Wild Card Playoff
 (Broncos 26, Seahawks 15)
 (Postseason: Broncos 0, Seahawks 1)

TAMPA BAY BUCCANEERS

1976—@Denver 48, Tampa Bay 13
 1981—Denver 24, @Tampa Bay 7
 1993—Tampa Bay 17, @Denver 10
 1996—@Denver 27, Tampa Bay 23
 (Broncos 3, Buccaneers 1)

TENNESSEE OILERS

(Houston Oilers 1960-96)

1960—Houston 45, @Denver 25
 1960—@Houston 20, Denver 10
 1961—Houston 55, @Denver 14
 1961—@Houston 45, Denver 14
 1962—@Denver 20, Houston 10
 1962—@Houston 34, Denver 17
 1963—@Houston 20, Denver 14
 1963—Houston 33, @Denver 24
 1964—Houston 38, @Denver 17
 1964—@Houston 34, Denver 15
 1965—@Denver 28, Houston 17
 1965—Denver 31, @Houston 21
 1966—@Houston 45, Denver 7
 1966—@Denver 40, Houston 38
 1967—@Houston 10, Denver 6
 1967—Houston 20, @Denver 18
 1968—@Houston 38, Denver 17
 1969—@Houston 24, Denver 21
 1969—@Denver 20, Houston 20
 1970—@Houston 31, Denver 21
 1972—@Denver 30, Houston 17
 1973—Denver 48, @Houston 20
 1974—@Denver 37, Houston 14
 1976—@Houston 17, Denver 3
 1977—Denver 24, @Houston 14
 1979—@Houston 13, Denver 7*
 1980—Houston 20, @Denver 16
 1983—Denver 26, @Houston 14
 1985—@Denver 31, Houston 20
 1987—Houston 40, @Denver 10
 1987—@Denver 34, Houston 10**
 1991—@Houston 42, Denver 14
 1991—@Denver 26, Houston 24**
 1992—@Denver 27, Houston 21
 1995—@Houston 42, Denver 33
 *AFC Wild Card Playoff
 **AFC Divisional Playoff
 (Broncos 11, Oilers 20, 1 tie)
 (Postseason: Broncos 2, Oilers 1)

WASHINGTON REDSKINS

1970—Washington 19, @Denver 3
 1974—@Washington 30, Denver 3
 1980—@Denver 20, Washington 17
 1986—@Denver 31, Washington 30
 1987—Washington 42, Denver 10*
 1989—Denver 14, @Washington 10
 1992—@Washington 34, Denver 3
 1995—@Denver 38, Washington 31
 *Super Bowl XXII
 (Broncos 4, Redskins 3)
 (Postseason: Broncos 0, Redskins 1)

BRONCOS' RECORD ON TELEVISION/OVERTIME GAMES

MONDAY NIGHT FOOTBALL

Overall record: 16-20-1

(Home team in caps)

SAN FRANCISCO 34, Denver 17, Dec. 15, 1997
 DENVER 31, Oakland 3, Nov. 24, 1997
 DENVER 34, New England 13, Oct. 6, 1997
 DENVER 22, OAKLAND 21, Nov. 4, 1996
 DENVER 27, Oakland 0, Oct. 16, 1995
 Kansas City 31, DENVER 28, Oct. 17, 1994
 BUFFALO 27, Denver 20, Sept. 26, 1994
 KANSAS CITY 15, Denver 7, Sept. 20, 1993
 L.A. Raiders 23, DENVER 20, Oct. 18, 1993
 SEATTLE 16, Denver 13 (OT), Nov. 30, 1992
 WASHINGTON 34, Denver 3, Oct. 12, 1992
 Cleveland 30, DENVER 29, Oct. 8, 1990
 DENVER 24, Kansas City 23, Sept. 17, 1990
 Denver 14, WASHINGTON 10, Nov. 20, 1989
 Denver 28, BUFFALO 14, Sept. 18, 1989
 INDIANAPOLIS 55, Denver 23, Oct. 31, 1988
 L.A. Raiders 30, DENVER 27 (OT), Sept. 26, 1988
 DENVER 31, Chicago 29, Nov. 16, 1987
 MINNESOTA 34, Denver 27, Oct. 27, 1987
 DENVER 30, L.A. Raiders 14, Oct. 12, 1987
 NEW YORK JETS 22, Denver 10, Oct. 20, 1986
 Denver 21, PITTSBURGH 10, Sept. 15, 1986
 DENVER 17, San Francisco 16, Nov. 11, 1985
 DENVER 17, Green Bay 14, Oct. 15, 1984
 DENVER 19, Minnesota 17, Nov. 2, 1981
 OAKLAND 9, Denver 3, Dec. 1, 1980
 DENVER 20, Washington 17, Oct. 13, 1980
 NEW ENGLAND 23, Denver 14, Sept. 29, 1980
 SAN DIEGO 17, Denver 7, Dec. 17, 1979
 PITTSBURGH 42, Denver 7, Oct. 22, 1979
 DENVER 16, Chicago 7, Oct. 16, 1978
 MINNESOTA 12, Denver 9 OT, Sept. 11, 1978
 OAKLAND 17, Denver 10, Dec. 8, 1975
 DENVER 23, Green Bay 13, Sept. 29, 1975
 Kansas City 42, DENVER 34, Nov. 18, 1974
 WASHINGTON 30, Denver 3, Sept. 30, 1974
 DENVER 23, Oakland 23, Oct. 22, 1973

THURSDAY-SUNDAY NIGHT GAMES

Overall record: 11-9-0

(Home team in caps)

Denver 38, SAN DIEGO 28, Sun., Nov. 30, 1997
 SAN DIEGO 16, Denver 10, Sun., Dec. 22, 1996
 DENVER 27, Tampa Bay 23, Sun., Sept. 15, 1996
 PHILADELPHIA 31, Denver 13, Sun., Nov. 12, 1995
 Denver 37, NEW ENGLAND 3, Sun., Oct. 8, 1995
 DENVER 22, Buffalo 7, Sun., Sept. 3, 1995
 San Diego 37, DENVER 34, Sun., Sept. 4, 1994
 GREEN BAY 30, Denver 27, Sun., Oct. 10, 1993
 DENVER 27, N.Y. Giants 13, Sun., Nov. 15, 1992
 DENVER 17, L.A. Raiders 13, Sun., Sept. 6, 1992
 DENVER 20, Pittsburgh 13, Sun., Nov. 3, 1991
 Denver 13, MINNESOTA 6, Sun., Sept. 29, 1991
 SEATTLE 17, Denver; 12, Sun., Dec. 23, 1990
 MINNESOTA 27, Denver 22, Sun., Nov. 4, 1990
 SEATTLE 42, Denver 14, Sun., Dec. 11, 1988
 SEATTLE 28, Denver 21, Sun., Dec. 19, 1987
 Denver 27, SEATTLE 24, Fri., Dec. 20, 1985
 Denver 24, CLEVELAND 14, Sun., Sept. 16, 1984
 L.A. Rams 13, DENVER 9, Thurs., Sept. 6, 1979
 DENVER 21, Oakland 6, Sun., Dec. 3, 1978

OVERTIME GAMES

Overall record: 14-9-2 • (Home team in caps)

Denver 23, BUFFALO 20, Oct. 26, 1997
 Denver 20, KANSAS CITY 17, Dec. 4, 1994
 N.Y. JETS 25, Denver 22, Sept. 11, 1994
 LOS ANGELES RAIDERS 33, Denver 30, Jan. 2, 1994
 SEATTLE 16, Denver 13, Nov. 30, 1992
 Chicago 16, DENVER 13, Nov. 18, 1990
 DENVER 34, Seattle 31, Sept. 23, 1990
 LOS ANGELES RAIDERS 16, Denver 13, Dec. 3, 1989
 Denver 24, SEATTLE 21, Oct. 22, 1989
 Denver 16, SAN FRANCISCO 13, Oct. 9, 1988
 L.A. Raiders 30, DENVER 27, Sept. 26, 1988
 Denver 17, GREEN BAY (Milw.) 17, Sept. 20, 1987
 Denver 23, CLEVELAND 20, Jan. 11, 1987*
 Los Angeles Raiders 17, DENVER 14, Dec. 8, 1985
 LOS ANGELES RAIDERS 31, Denver 28, Nov. 24, 1985
 DENVER 30, San Diego 24, Nov. 17, 1985
 DENVER 13, Seattle 10, Oct. 20, 1985

Denver 22, LOS ANGELES RAIDERS 19, Oct. 28, 1984
 DENVER 23, Cleveland 20, Nov. 8, 1981
 Denver 20, ATLANTA 17, Sept. 16, 1979
 Denver 23, KANSAS CITY 17, Sept. 24, 1979
 Denver 20, SEATTLE 17, Oct. 29, 1978
 Denver 23, KANSAS CITY 17, Sept. 24, 1978
 MINNESOTA 12, Denver 9, Sept. 11, 1978
 DENVER 13, San Diego 10, Nov. 30, 1975
 DENVER 35, Pittsburgh 35, Sept. 22, 1974

* (AFC Championship)

DENVER BRONCOS' MISCELLANEOUS WON-LOST STATISTICS

MOST SUCCESSFUL SEASONS (BY CATEGORY)

BEST WINNING PERCENTAGE

1977 — .857 (12-2)
1996 — .813 (13-3)
1984 — .813 (13-3)
1997 — .750 (12-4)
1991 — .750 (12-4)
1987 — .700 (10-4-1)
1985 — .688 (11-5)
1986 — .688 (11-5)
1989 — .688 (11-5)

MOST REGULAR SEASON WINS

1996 — 13 wins (3 losses)
1984 — 13 wins (3 losses)
1997 — 12 wins (4 losses)
1991 — 12 wins (4 losses)
1977 — 12 wins (2 losses)
1989 — 11 wins (5 losses)
1986 — 11 wins (5 losses)
1985 — 11 wins (5 losses)
1987 — 10 wins (4 losses, 1 tie)

MILESTONE GAMES IN BRONCOS HISTORY (REGULAR SEASON ONLY)

1ST GAME

September 9, 1960 vs. Boston Patriots (W) 13-10

50TH GAME

November 3, 1963 vs. Buffalo Bills (L) 28-30

100TH GAME

September 10, 1967 at Oakland Raiders (L) 51-0

200TH GAME

October 6, 1974 at Kansas City Chiefs (W) 17-14

300TH GAME

December 21, 1980 at Seattle Seahawks (W) 25-17

400TH GAME

November 30, 1986 vs Cincinnati Bengals (W) 34-28

500TH GAME

September 12, 1993 vs. San Diego Chargers (W) 34-17

BRONCOS ALL-TIME RECORD BY THE MONTH

REGULAR SEASON

	Home	Road	Total	Home	Road	Neutral	Total
Aug.	1-0-0 (.1000)	0-0-0 (.0000)	1-0-0 (.1000)	—	—	—	—
Sept.	50-18-2 (.729)	23-35-1 (.398)	73-53-3 (.578)	—	—	—	—
Oct.	49-29-1 (.627)	32-44-1 (.422)	81-73-2 (.526)	—	—	—	—
Nov.	48-32-3 (.596)	33-41-1 (.447)	81-73-4 (.525)	—	—	—	—
Dec.	32-19-1 (.625)	17-49-0 (.258)	49-68-1 (.419)	2-1 (.667)	0-3 (.000)	—	2-4 (.333)
Jan.	0-0-0 (.000)	0-2-0 (.000)	0-2-0 (.000)	7-1 (.875)	3-2 (.600)	1-4 (.200)	11-7 (.611)

BRONCOS VS. AFC WEST OPPONENTS (SINCE AFL-NFL MERGER, 1970) (REGULAR SEASON ONLY)

Year	KC	OAK	SD	SEA	TB*	Home	Away	Overall
1970	1-1	0-2	0-1-1	—	—	1-1-1	0-3	1-4-1
1971	0-2	0-2	1-1	—	—	1-2	0-3	1-5
1972	0-2	1-1	1-1	—	—	1-2	1-2	2-4
1973	1-1	0-1-1	2-0	—	—	2-0-1	1-2	3-2-1
1974	1-1	1-1	1-1	—	—	1-2	2-1	3-3
1975	1-1	0-2	2-0	—	—	2-1	1-2	3-3
1976	2-0	0-2	2-0	—	1-0	3-1	2-1	5-2
1977	2-0	1-1	2-0	1-0	—	2-1	4-0	6-1
1978	2-0	2-0	1-1	2-0	—	4-0	3-1	7-1
1979	2-0	0-2	1-1	1-1	—	3-1	1-3	4-4
1980	0-2	0-2	1-1	2-0	—	1-3	2-2	3-5
1981	1-1	2-0	1-1	1-1	—	4-0	1-3	5-3
1982	0-1	0-1	0-2	0-2	—	0-3	0-3	0-6
1983	1-1	0-2	1-1	1-1	—	3-1	0-4	3-5
1984	1-1	2-0	2-0	1-1	—	3-1	3-1	6-2
1985	2-0	0-2	1-1	2-0	—	3-1	2-2	5-3
1986	1-1	2-0	1-1	1-1	—	3-1	2-2	5-3
1987	2-0	2-0	2-0	1-1	—	4-0	3-1	7-1
1988	1-1	0-2	2-0	0-2	—	2-2	1-3	3-5
1989	2-0	1-1	1-1	2-0	—	4-0	2-2	6-2
1990	1-1	0-2	1-1	1-1	—	3-1	0-4	3-5
1991	2-0	0-2	2-0	1-1	—	3-1	2-2	5-3
1992	1-1	1-1	1-1	1-1	—	4-0	0-4	4-4
1993	1-1	0-2	1-1	2-0	—	3-1	1-3	4-4
1994	1-1	0-2	1-1	2-0	—	1-3	3-1	4-4
1995	0-2	2-0	1-1	0-2	—	2-2	1-3	3-5
1996	1-1	2-0	1-1	2-0	—	4-0	2-2	6-2
1997	1-1	1-1	2-0	2-0	—	4-0	2-2	6-2
TOTAL	31-24	20-34-1	35-20-1	26-13	1-0	71-31-2	42-62	113-93-2

* Tampa Bay was a member of the AFC Western Division during the franchise's first year of existence. In 1977, the Buccaneers moved to the NFC Central and the Seattle Seahawks moved from the NFC West to the AFC West.

BRONCOS RECORD BY THE DECADE

REGULAR SEASON

POSTSEASON

	Home	Road	Total (Reg. Season)	Home	Road	Neutral
1960s	25-42-3 (.379)	14-55-1 (.207)	39-97-4 (.293)	0-0 (.000)	0-0 (.000)	0-0 (.000)
1970s	44-24-4 (.639)	31-40-1 (.438)	75-64-5 (.538)	2-0 (1.000)	0-2 (.000)	0-1 (.000)
1980s	59-18-0 (.766)	34-40-1 (.460)	93-58-1 (.615)	5-1 (.833)	1-1 (.500)	0-3 (.000)
1990s	45-11-0 (.804)	29-43-0 (.403)	74-54-0 (.578)	2-1 (.667)	2-2 (.500)	1-0 (1.000)
Overall	173-95-7 (.642)	108-178-3 (.379)	281-273-10 (.507)	9-2 (.818)	3-5 (.300)	1-4 (.200)

YEAR-BY-YEAR FINAL STATISTICS



Safety Steve Atwater

YEAR-BY-YEAR FINAL STATISTICS (1960-97)

1960 FINAL STATISTICS (4-9-1)

Date	W/L	Score	Opponent	Attend.	RUSHING	No.	Yds.	Avg	LG	TD
Sept 9	W	13-10	at Boston	21,597	Rolle	130	501	3.9	57	2
Sept 18	W	27-21	at Buffalo	15,229	Mingo	83	323	3.9	39	4
Sept 23	L	24-28	at N.Y. Titans	20,462	Bell	43	238	5.5	68	0
Oct 2	W	31-14	Oakland	18,372	Carmichael	41	211	5.1	47	2
Oct 16	L	19-23	L.A. Chargers	19,141	Stransky	28	78	2.8	16	0
Oct 23	W	31-24	Boston	12,683	Wegert	5	37	7.4	32	0
Oct 30	L	14-17	Dallas Texans	13,002	Carpenter	4	13	3.3	9	0
Nov 6	L	25-45	Houston	14,489	McNamara	17	33	1.9	7	1
Nov 13	L	7-34	at Dallas Texans	21,000	Brodnax	15	18	1.2	7	0
Nov 20	L	10-20	at Houston	20,778	Allen	30	18	0.6	4	1
Nov 27	T	38-38	Buffalo	7,785	Taylor	2	-6	-3.0	--	0
Dec 4	L	27-30	N.Y. Titans	5,861	Herring	5	-46	-9.2	--	0
Dec 10	L	33-41	at L.A. Chargers	9,928	Tripucka	37	-226	-6.1	--	0
Dec 16	L	10-48	at Oakland	7,000	BRONCOS	440	1195	2.7	68	10
					OPPONENTS	541	2145	4.0	--	23

Team Statistics	Den	Opp	RECEIVING	No.	Yds	Avg	LG	TD
TOTAL FIRST DOWNS	248	254	Taylor	92	1235	13.4	80	12
Rushing	84	112	Carmichael	32	616	19.3	59	5
Passing	141	123	Carpenter	29	350	12.1	36	1
Penalty	23	19	Rolle	21	122	5.8	33	1
TOTAL NET YARDS	4442	5132	Greer	22	284	12.9	33	1
Avg. Per Game	317.3	366.5	Mingo	19	156	8.2	18	1
NET YARDS RUSHING	1195	2145	Jessup	9	120	13.3	26	1
Avg. Per Game	85.4	153.2	Epperson	11	99	9.0	16	0
Total Rushes	440	541	McNamara	7	143	20.4	55	1
NET YARDS PASSING	3247	2987	Allen	5	34	6.8	17	0
Avg. Per Game	231.9	213.4	Brodnax	5	39	7.8	19	1
Att./Completions	508/259	386/188	Stransky	3	11	3.7	11	0
Completion Pct.	51.0	48.7	Carothers	2	25	12.5	20	0
Had Intercepted	35	27	Bell	2	13	6.5	11	0
PUNTS/AVERAGE	70/37.3	67/39.0	BRONCOS	259	3247	12.5	80	24
PENALTIES/YARDS	54/501	62/633	OPPONENTS	188	2987	15.8	--	25
FUMBLES/BALL LOST	32/17	26/17						
TOUCHDOWNS	37	49						
Rushing	10	19						
Passing	24	25						
Defense/Returns	3	5						

Score By Periods	1	2	3	4	OT	Total
BRONCOS	42	93	86	88		309
OPPONENTS	96	108	90	99		393

SCORING	TD	Ru	Pa	Rt	PAT	FG	S	TP
Mingo	6	4	1	1	33/36	18/28		123
Taylor	12	0	12	0	0/0	0/0		72
Carmichael	7	2	5	0	0/0	0/0		42
Rolle	3	2	1	0	0/0	0/0		18
McNamara	2	1	1	0	0/0	0/0		12
Allen	1	1	0	0	0/0	0/0		6
Brodnax	1	0	1	0	0/0	0/0		6
Carpenter	1	0	1	0	0/0	0/0		6
Greer	1	0	1	0	0/0	0/0		6
Pyeatt	1	0	0	1	0/0	0/0		6
Yelverton	1	0	0	1	0/0	0/0		6
Jessup	1	0	1	0	0/0	0/0		6
BRONCOS	37	10	24	3	33/36	18/28		309
OPPONENTS	49	19	25	5	44/47	17/27		393

SACKS: Yelverton 6, Day 2, King 2, McFaddin 1.5, Hatley 1.5, Gavin 1, Nichols 1, Davis 1, Young 0.5, Team 7. TOTAL: 23.5

INTERCEPTIONS	No.	Yds	Avg	LG	TD
Gonsoulin	11	98	8.9	--	0
McNamara	4	63	15.8	--	0
Pyeatt	4	60	15.0	--	1
Romine	3	69	23.0	--	0
King	2	18	9.0	--	0
Alliston	1	65	65.0	65	0
Doyle	1	24	24.0	24	0
Yelverton	1	20	20.0	20	1
BRONCOS	27	417	15.4	65	2
OPPONENTS	35	340	9.7	--	3

PUNTING	No.	Yds	Avg	LG	B
Herring	70	2610	37.3	70	0
OPPONENTS	67	2611	39.0	--	0

PUNT RETURNS	Ret	Yds	Avg	LG	TD
Carmichael	15	101	6.7	--	0
McNamara	11	68	6.2	--	0
Mingo	3	92	30.7	176	1
BRONCOS	29	261	9.0	176	1
OPPONENTS	20	149	7.5	--	1

KICKOFF RETURNS	No.	Yds	Avg	LG	TD
Carmichael	22	581	26.4	58	0
Mingo	9	209	23.2	--	0
McNamara	9	192	21.3	--	0
Wegert	6	143	23.8	--	0
Stransky	7	153	21.9	--	0
Brodnax	5	117	23.4	--	0
Allen	5	72	14.4	--	0
Bell	2	60	30.0	--	0
Greer	1	11	11.0	11	0
Strickland	1	9	9.0	9	0
BRONCOS	67	1547	23.1	58	0
OPPONENTS	54	1087	20.1	--	1

PASSING	Att.	Comp.	Yds.	Cmp.%	Yd./Att.	TD	TD%	Int.	Int.%	LG
Tripucka	478	248	3038	51.9	6.36	24	5.0	34	7.1	80
Herring	22	9	137	40.9	6.23	0	0.0	1	4.5	21
Mingo	7	1	46	14.3	5.57	0	0.0	0	0.0	46
Carmichael	1	1	26	100.0	26.00	0	0.0	0	0.0	26
BRONCOS	508	259	3247	51.0	6.39	24	4.7	35	6.9	80
OPPONENTS	386	188	2987	48.7	7.69	25	6.0	27	6.5	--

1961 FINAL STATISTICS (3-11)

Date	W/L	Score	Opponent	Attend.	RUSHING	No.	Yds.	Avg	LG	TD
Sept 10	W	22-10	at Buffalo	16,636	Stone	127	505	4.0	34	4
Sept 16	L	17-45	at Boston	14,479	Bukaty	76	187	2.5	45	5
Sept 24	L	28-35	at N.Y. Titans	14,381	Ames	19	114	6.0	26	0
Oct 1	L	19-33	at Oakland	8,361	Frazier	23	110	4.8	43	1
Oct 8	L	12-19	Dallas	14,500	Herring	15	74	4.9	20	2
Oct 15	W	27-24	Oakland	11,129	Mingo	18	51	2.8	15	0
Oct 22	W	27-10	N.Y. Titans	12,508	Sturm	8	31	3.9	9	0
Oct 29	L	0-37	at San Diego	32,584	Carmichael	15	24	1.6	8	0
Nov 5	L	14-55	Houston	11,564	Traynham	6	12	2.0	8	0
Nov 12	L	16-19	San Diego	7,859	Stinnette	19	8	0.4	9	0
Nov 19	L	10-23	Buffalo	7,645	Allen	3	-4	-1.3	2	0
Nov 26	L	14-45	at Houston	27,874	Trippucka	4	-8	-2.0	0	0
Dec 3	L	24-28	Boston	9,303	BRONCOS	333	1104	3.3	45	11
Dec 10	L	21-49	at Dallas	8,000	OPPONENTS	435	1633	3.8	-	17

Team Statistics	Den	Opp	RECEIVING	No.	Yds	Avg	LG	TD
TOTAL FIRST DOWNS	219	233	Taylor	100	1176	12.7	52	4
Rushing	66	83	Frazier	47	799	17.0	87	6
Passing	127	127	Stone	38	344	9.1	37	4
Penalty	26	23	Prebola	29	349	12.0	54	1
TOTAL NET YARDS	3811	4418	Mingo	8	110	13.8	69	2
Avg. Per Game	272.2	335.0	Bukaty	14	94	6.7	13	0
NET YARDS RUSHING	1091	1633	Stinnette	11	58	5.3	15	1
Avg. Per Game	77.9	116.6	Mingo	8	110	13.8	69	2
Total Rushes	333	435	Ames	6	20	3.3	9	0
Avg. Per Rush	3.3	3.7	Hill	4	33	8.3	15	0
NET YARDS PASSING	2720	2785	Sturm	2	-1	-0.5	0	0
Avg. Per Game	194.3	198.9	Traynham	1	-1	-1.0	-1	0
Att./Completions	568/265	474/194	BRONCOS	255	3004	11.3	87	18
Completion Pct.	46.7	40.9	OPPONENTS	194	3335	15.8	-	30
Had Intercepted	45	26	INTERCEPTIONS	No.	Yds	Avg	LG	TD
PUNTS/AVERAGE	80/39.3	77/40.5	Nugent	7	77	11.0	30	0
PENALTIES/YARDS	60/560	98/799	Gonsoulin	6	76	12.7	38	0
FUMBLES/BALL LOST	32/18	23/14	McMillin	5	56	11.2	26	0
TOUCHDOWNS	32	56	McNamara	3	85	28.3	34	0
Rushing	11	17	Hudson	3	16	5.3	13	0
Passing	18	30	Stinnette	1	40	40.0	40	0
Defense>Returns	3	9	Lamberti	1	5	5.0	5	0
PAT (Total)	28	37	BRONCOS	26	355	13.7	40	0
Kicking	27/27	36/38	OPPONENTS	45	618	18.2	-	5
Running	0/1	1/1	PUNTING	No.	Yds	Avg	LG	B
Passing	1/1	0/1	Herring	80	3149	39.3	63	0
FIELD GOALS	8/25	13/26	OPPONENTS	77	3120	40.5	-	0

Score By Periods	1	2	3	4	OT	Total
BRONCOS	52	34	37	128		251
OPPONENTS	75	143	95	119		432

SCORING	TD	Ru	Pa	Rt	PAT	FG	S	TP
Frazier	8	1	6	1	0/0	0/0	0	50
Stone	8	4	4	1	0/0	0/0	0	48
Bukaty	5	5	0	1	0/0	0/0	1	32
Mingo	2	0	2	1	11/11	3/10	0	32
Hill	0	0	0	1	16/16	5/15	0	31
Taylor	4	0	4	1	0/0	0/0	0	24
Herring	2	2	0	1	0/0	0/0	0	12
Prebola	1	0	1	1	0/0	0/0	0	8
Gavin	1	0	0	1	0/0	0/0	0	6
Stinnette	1	0	1	1	0/0	0/0	0	6
BRONCOS	32	11	18	3	27/27	8/25	1	251
OPPONENTS	56	17	30	9	52/52	13/26	0	432

KICKOFF RETURNS	No.	Yds	Avg	LG	TD
Frazier	18	504	28.0	190	1
Carmichael	16	310	19.4	31	0
Ames	12	240	20.0	30	0
Stone	9	215	23.9	76	0
Mingo	4	120	30.0	30	0
Bukaty	3	41	13.7	20	0
Gonsoulin	1	34	34.0	34	0
Hill	1	23	23.0	23	0
Prebola	1	8	8.0	8	0
Stinnette	1	6	6.0	6	0
BRONCOS	66	1501	22.7	190	1
OPPONENTS	42	720	17.1	-	0

SACKS: Cash 7, Hauser 5.5, McFaddin 5, Hudson 2, Stinnette 2, McDaniel 2, Konovsky 1, Gavin 1, Holz 0.5, Team 3. TOTAL: 29

PASSING	Att.	Comp.	Yds.	Cmp.%	Yd./Att.	TD	TD%	Int.	Int.%	LG
Trippucka	344	167	1690	48.5	4.91	10	2.9	21	6.1	87
Herring	211	93	1160	44.1	5.50	5	2.4	22	10.4	54
Mingo	9	4	136	44.4	15.11	2	22.2	0	0.0	52
Stone	2	1	18	50.0	9.0	1	50.0	0	0.0	18
Frazier	1	0	0	0.0	0.00	0	0.0	1	100.0	0
Taylor	1	0	0	0.0	0.00	0	0.0	1	100.0	0
BRONCOS	568	265	2720	46.7	4.79	18	3.2	45	7.9	87
OPPONENTS	474	194	2785	40.9	5.88	30	6.3	26	5.5	-

1962 FINAL STATISTICS (7-7)

Date	W/L	Score	Opponent	Attend.	RUSHING	No.	Yds.	Avg	LG	TD
Sept 7	W	30-21	San Diego	28,000	Stone	94	360	3.8	27	3
Sept 15	W	23-20	at Buffalo	30,577	Dickinson	73	247	3.4	42	0
Sept 21	L	16-41	at Boston	21,038	Mingo	54	287	5.3	82	4
Sept 30	W	32-10	at N.Y. Titans	17,213	Frazier	39	168	4.3	35	2
Oct 5	W	44-7	Oakland	22,452	Olzewski	33	114	3.4	46	0
Oct 14	W	23-6	at Oakland	7,000	Stinnette	21	87	4.1	14	1
Oct 21	W	20-10	Houston	34,496	Shaw	4	10	2.5	9	1
Oct 28	L	38-45	Buffalo	26,051	Trippucka	2	-1	-5	1	1
Nov 4	W	23-20	at San Diego	20,827	Taylor	2	26	13.0	18	0
Nov 11	L	29-33	Boston	28,187	BRONCOS	322	1298	4.0	82	12
Nov 18	L	3-24	Dallas	23,523	OPPONENTS	439	1868	4.3	-	11
Nov 22	L	45-46	N.Y. Titans	15,776	RECEIVING	No.	Yds	Avg	LG	TD
Dec 2	L	17-34	at Houston	30,650	Taylor	77	908	11.8	45	4
Dec 9	L	10-17	at Dallas	19,137	Dickinson	60	554	9.2	33	4

Team Statistics	Den	Opp	RECEIVING	No.	Yds	Avg	LG	TD
TOTAL FIRST DOWNS	270	234	Prebola	41	599	14.6	55	1
Rushing	72	88	Scarpitto	35	667	19.1	67	6
Passing	177	131	Stone	20	223	11.2	56	2
Penalty	21	15	Mingo	14	107	7.6	34	0
TOTAL NET YARDS	4702	4358	Olzewski	13	150	11.6	22	1
Avg. Per Game	336.2	324.4	Stinnette	13	109	8.4	32	0
NET YARDS RUSHING	1298	1888	Frazier	11	211	19.2	96	1
Avg. Per Game	93.1	133.4	Tarr	8	211	26.3	97	2
Total Rushes	322	439	BRONCOS	292	3688	12.6	97	21
Avg. Per Rush	4.0	4.3	OPPONENTS	202	2897	14.3	-	24

NET YARDS PASSING	No.	Yds	Avg	LG	TD
Gonsoulin	7	88	12.6	164	1
Avg. Per Game	243.1	190.7	6	133	22.2
Att./Completions	559/292	423/202	4	117	29.3
Completion Pct.	52.2	47.8	4	37	9.3
Had Intercepted	40	27	2	63	31.5
PUNTS/AVERAGE	59/43.6	65/41.9	1	35	35.0
PENALTIES/YARDS	64/613	76/678	1	5	5.0
FUMBLES/BALL LOST	28/14	34/19	1	3	3.0
TOUCHDOWNS	39	41	1	2	2.0
Rushing	12	11	BRONCOS	27	483
Passing	21	24	OPPONENTS	40	421
Defense>Returns	6	6			
PAT (Total)	32	54	PUNTING	No.	Yds
Kicking	27	52	Fraser	54	2400
Passing	4	0	McDaniel	5	173
Running	2	2	BRONCOS	59	2573
FIELD GOALS	27/39	16/27	OPPONENTS	65	2724

Score By Periods	1	2	3	4	OT	Total
BRONCOS	48	94	61	150		353
OPPONENTS	64	105	58	107		334

SCORING	TD	Ru	Pa	Rt	PAT	FG	S	TP
Mingo	4	4	0	0	32/34	27/39	0	137
Scarpitto	6	0	6	0	0/0	0/0	0	36
Stone	5	3	2	0	0/0	0/0	0	30
Dickinson	4	0	4	0	0/0	0/0	0	24
Taylor	4	0	4	0	0/0	0/0	0	24
Frazier	3	2	1	0	0/0	0/0	0	18
Tarr	2	0	2	0	0/0	0/0	0	12
McMillin	2	0	0	2	0/0	0/0	0	12
Prebola	1	0	1	0	0/0	0/0	0	8
Trippucka	1	1	0	0	0/0	0/0	0	6
Shaw	1	1	0	0	0/0	0/0	0	6
Olzewski	1	0	1	0	0/0	0/0	0	6
Stinnette	1	1	0	0	0/0	0/0	0	6
Zeman	1	0	0	1	0/0	0/0	0	6
Gonsoulin	1	0	0	1	0/0	0/0	0	6
McGeever	1	0	0	1	0/0	0/0	0	6
McFaddin	1	0	0	1	0/0	0/0	0	6
Fraser	1	0	0	1	0/0	0/0	0	6
BRONCOS	39	12	21	6	34/36	27/39	0	353
OPPONENTS	41	11	24	6	36/38	16/27	0	334

Dickinson	5	3	2	0	0/0	0/0	0	30	KICKOFF RETURNS	No.	Yds	Avg	LG	TD				
Taylor	4	0	4	0	0/0	0/0	0	24		19	388	20.4	35	0				
Frazier	3	2	1	0	0/0	0/0	0	18		10	227	22.7	50	0				
Tarr	2	0	2	0	0/0	0/0	0	12		8	217	27.1	50	0				
McMillin	2	0	0	2	0/0	0/0	0	12		6	99	16.5	31	0				
Prebola	1	0	1	0	0/0	0/0	0	8		5	143	28.6	52	0				
Tripacka	1	1	0	0	0/0	0/0	0	6		3	66	22.0	24	0				
Shaw	1	1	0	0	0/0	0/0	0	6		2	27	13.5	21	0				
Olzewski	1	0	1	0	0/0	0/0	0	6		2	26	13.0	14	0				
Stinnette	1	1	0	0	0/0	0/0	0	6		1	11	11.0	11	0				
Zeman	1	0	0	1	0/0	0/0	0	6	1	6	6.0	6	0					
Gorsoulin	1	0	0	1	0/0	0/0	0	6	BRONCOS					57	1210	21.2	52	0
McGeever	1	0	0	1	0/0	0/0	0	6	OPPONENTS					67	1401	21.9	—	0

1963 FINAL STATISTICS (2-11-1)

Date	W/L	Score	Opponent	Attend.	RUSHING	No.	Yds.	Avg	LG	TD
Sept 7	L	7-59	Kansas City	21,115	Joe	154	649	4.2	68	4
Sept 14	L	14-20	at Houston	23,147	Stone	96	382	3.9	39	3
Sept 29	W	14-10	Boston	18,636	Slaughter	32	124	3.9	19	1
Oct 6	W	50-34	San Diego	18,428	Dixon	23	105	4.5	18	2
Oct 13	L	24-33	Houston	24,087	Mingo	24	90	3.7	17	0
Oct 18	L	21-40	at Boston	25,418	Breaux	10	51	5.1	15	0
Oct 26	T	35-35	at N.Y. Jets	20,377	Mitchell	23	45	2.0	7	0
Nov 3	L	28-30	Buffalo	19,424	Dickinson	6	32	5.3	13	0
Nov 9	L	17-27	at Buffalo	30,989	Galters	9	20	2.2	8	0
Nov 17	L	9-14	N.Y. Jets	14,247	Walker	2	14	7.0	9	0
Nov 24	L	10-26	Oakland	14,763	McCormick	3	-	-1.7	-2	0
Dec 8	L	21-52	at Kansas City	17,443	Barnes	(lateral) 0	2	-	2	0
Dec 15	L	31-35	at Oakland	15,223	BRONCOS	382	1509	4.0	68	10
Dec 22	L	20-58	at San Diego	31,312	OPPONENTS	420	1687	4.0	-	15

Team Statistics	Den	Opp
TOTAL FIRST DOWNS	230	254
Rushing	84	92
Passing	133	145
Penalty	13	17
TOTAL NET YARDS	3991	5081
Avg. Per Game	285.1	362.9
NET YARDS RUSHING	1504	1687
Avg. Per Game	107.4	120.5
Total Rushes	382	420
Avg. Per Rush	3.9	4.0
NET YARDS PASSING	2487	3394
Avg. Per Game	177.6	242.4
Att./Completions	453/217	408/204
Completion Pct.	47.9	50.0
Had Intercepted	28	15
PUNTS/AVERAGE	81/44.4	61/43.7
PENALTIES/YARDS	65/548	61/516
FUMBLES/BALL LOST	34/16	33/20
TOUCHDOWNS	36	61
Rushing	10	15
Passing	23	40
Kickoff Returns	1	1
Pass Interceptions	1	2
Fumble Returns	1	3
Safety	0	2
PAT (Total)	37	57
Kicking	35	55
Running	0	0
Passing	13	17
FIELD GOALS	16/29	15/32

Score By Periods	1	2	3	4	OT	Total
BRONCOS	40	96	64	101		301
OPPONENTS	121	113	127	112		473

SCORING	TD	Ru	Pa	Rt	PAT	FG	S	TP
Mingo	0	0	0	0	35/35	16/29	0	83
Taylor	10	0	10	0	0/0	0/0	0	60
Joe	5	4	1	0	0/0	0/0	0	30
Scarpitto	5	0	5	0	0/0	0/0	0	30
Stone	4	3	1	0	0/0	0/0	0	24
Groman	3	0	3	0	0/0	0/0	0	18
Prebola	2	0	2	0	0/0	0/0	0	14
Dixon	2	2	0	0	0/0	0/0	0	12
Gonsoulin	1	0	0	1	0/0	0/0	0	6
Mitchell	1	0	0	1	0/0	0/0	0	6
McFadin	1	0	0	1	0/0	0/0	0	6
Slaughter	1	1	0	0	0/0	0/0	0	6
OTHERS	1	0	1	0	0/0	0/0	0	6
BRONCOS	36	10	23	3	35/35	16/29	0	301
OPPONENTS	61	15	40	6	55/56	15/32	2	473

KICKOFF RETURNS	No.	Yds	Avg	LG	TD
Mitchell	37	954	25.7	190	1
Galters	11	225	20.4	29	0
Dixon	9	195	21.6	37	0
Frazier	7	185	23.6	49	0
Mingo	7	151	21.6	31	0
Brown	3	70	23.3	54	0
Olson	2	0	0.0	0	0
Scarpitto	1	8	8.0	8	0
Groman	(lateral) 0	9	-	-	0
Gonsoulin	(lateral) 0	4	-	-	0
BRONCOS	78	1801	23.1	190	1
OPPONENTS	51	1310	25.7	-	1

SACKS: Gavin 4.5, McFaddin 3.5, Lassiter 2.5, Peters 2, Nery 1.5, Fraser 1.5, Erlandson 1, McDaniel 1, Holz 0.5, Team 5. TOTAL: 23

PASSING	Att.	Comp.	Yds.	Cmp.%	Yd./Att.	TD	TD%	Int.	Int.%	LG
Slaughter	223	112	1689	50.2	7.57	12	5.4	14	6.3	74
Breaux	138	70	935	50.7	6.76	7	5.1	6	4.3	71
McCormick	72	28	417	48.8	5.79	4	5.6	3	4.2	72
Stone	3	0	0	0.0	0.00	0	0.0	0	0.0	-
Taylor	1	0	0	0.0	0.00	0	0.0	0	0.0	-
Mingo	1	0	0	0.0	0.00	0	0.0	0	0.0	-
OTHERS	15	7	31	46.6	2.07	0	0.0	5	33.3	14
Yards Lost Attempting to Pass			(-590)							
BRONCOS	453	217	2487	47.9	5.49	23	5.1	28	6.2	74
OPPONENTS	408	204	3394	50.0	8.32	40	9.8	15	3.7	-

1964 FINAL STATISTICS (2-11-1)

Date	W/L	Score	Opponent	Attend.	RUSHING	No.	Yds.	Avg	LG	TD
Sept 12	L	6-30	at N.Y. Jets	45,665	Mitchell	174	590	3.4	33	5
Sept 20	L	13-30	at Buffalo	28,501	Joe	111	415	3.7	51	2
Sept 27	L	17-38	Houston	22,651	Lee	43	164	3.8	16	3
Oct 4	L	10-39	Boston	15,485	Slaughter	20	58	2.9	18	0
Oct 11	W	33-27	Kansas City	16,285	Mingo	6	26	4.3	9	0
Oct 18	L	14-42	at San Diego	23,332	Stone	12	26	2.2	5	0
Oct 25	L	7-40	at Oakland	17,858	Dixon	18	25	1.4	17	0
Nov 1	L	39-49	at Kansas City	15,053	Scarpitto	1	5	5.0	5	0
Nov 8	L	20-31	San Diego	19,670	Barry	3	7	2.3	11	0
Nov 15	W	20-16	N.Y. Jets	11,309	BRONCOS	388	1316	3.4	51	10
Nov 20	L	7-12	at Boston	24,979	OPPONENTS	419	2072	4.9	58	21
Nov 29	T	20-20	Oakland	15,958						
Dec 13	L	19-30	Buffalo	14,431						
Dec 20	L	15-34	at Houston	15,839						

Team Statistics	Den	Opp
TOTAL FIRST DOWNS	211	270
Rushing	75	100
Passing	118	146
Penalty	18	24
TOTAL NET YARDS	3348	4970
Avg. Per Game	239.1	355.0
Total Plays	905	902
Avg. Gain Per Play	3.7	5.5
NET YARDS RUSHING	1316	2072
Avg. Per Game	94.0	148.0
Total Rushes	388	419
Avg. Per Rush	3.4	4.9
NET YARDS PASSING	2032	2898
Avg. Per Game	145.1	207.0
Att./Completions	455/230	439/217
Completion Pct.	50.5	49.4
Had Intercepted	32	32
PUNTS/AVERAGE	81/43.2	59/41.6
PENALTIES/YARDS	76/774	63/573
FUMBLES/BALL LOST	28/8	40/21
TOUCHDOWNS	28	52
Rushing	10	21
Passing	14	29
Punt Returns	1	1
Pass Interceptions	1	1
Fumble Returns	2	0
Safety	1	4
PAT (Total)	25	52
Kicking	22/25	52/52
Running	1	0
Passing	2	0
FIELD GOALS	14/33	22/25

SCORING	TD	Ru	Pa	Rt	PAT	FG	S	TP
Taylor	7	0	7	0	0/0	0/0	0	42
Mitchell	6	5	1	0	0/0	0/0	0	36
Mingo	0	0	0	0	9/10	8/12	0	33
Guesman	0	0	0	0	13/15	6/21	0	31
Scarpitto	4	0	4	0	0/0	0/0	0	24
Lee	3	3	0	0	0/0	0/0	0	18
Joe	2	2	0	0	0/0	0/0	0	14
Denson	1	0	1	0	0/0	0/0	0	8
Dixon	1	0	1	0	0/0	0/0	0	6
Barry	1	0	0	1	0/0	0/0	0	6
Janik	1	0	0	1	0/0	0/0	0	6
McMillin	1	0	0	1	0/0	0/0	0	6
Cooke	1	0	0	1	0/0	0/0	0	6
Slaughter	0	0	0	0	0/0	0/0	0	2
OTHERS	0	0	0	0	0/0	0/0	0	1
BRONCOS	28	10	14	4	22/25	14/33	1	240
OPPONENTS	52	21	29	2	52/52	22/25	4	438

SACKS: Hopkins 8, Fraser 7.5, Janerette 6, Cooke 4, Matuszak 4, Jacobs 3.5, Moore 3.5, Erlandson 3, McGeever 1, Jordan 1, Team 3. TOTAL: 44.5

PASSING	Att.	Comp.	Yds.	Cmp.%	Yd./Att.	TD	TD%	Int.	Int.%	LG
Lee	265	133	1622	50.2	6.12	11	4.2	20	7.5	82
Slaughter	188	97	930	51.6	4.95	3	1.6	11	5.9	39
Mitchell	1	0	0	0.0	0.00	0	0.0	0	0.0	0
Taylor	1	0	0	0.0	0.00	0	0.0	1	100.0	0
Yards Lost Attempting to Pass			(-520)							
BRONCOS	455	230	2032	50.5	4.47	14	3.1	32	7.0	82
OPPONENTS	439	217	2898	49.4	6.60	29	6.6	32	7.0	66

1965 FINAL STATISTICS (4-10)

Date	W/L	Score	Opponent	Attend.	RUSHING	No.	Yds.	Avg	LG	TD
Sept 11	L	31-34	at San Diego	27,022	Gilchrist	252	954	3.8	44	6
Sept 19	L	15-30	Buffalo	30,682	Haynes	130	526	4.1	43	5
Sept 24	W	27-10	at Boston	26,782	Haynes	41	166	4.1	47	3
Oct 3	W	16-13	N.Y. Jets	34,988	Scarpitto	4	94	23.5	44	0
Oct 10	L	23-31	Kansas City	31,001	Slaughter	20	75	3.8	13	0
Oct 17	W	28-17	Houston	32,492	Barry	2	19	9.5	11	0
Oct 24	L	13-31	at Buffalo	45,046	Lee	2	1	0.5	2	0
Oct 31	L	10-45	at N.Y. Jets	53,717	McCormick	1	-2	-2.0	-2	0
Nov 7	L	21-35	San Diego	33,073	Denson	1	-4	-4.0	-4	0
Nov 14	W	31-21	at Houston	28,126	BRONCOS	453	1829	4.0	47	14
Nov 21	L	20-28	Oakland	30,369	OPPONENTS	384	1337	3.5	41	24
Dec 5	L	13-24	at Oakland	19,023						
Dec 12	L	20-28	Boston	27,207						
Dec 19	L	35-45	at Kansas City	14,421						

Team Statistics	Den	Opp
TOTAL FIRST DOWNS	255	244
Rushing	111	87
Passing	117	138
Penalty	27	19
TOTAL NET YARDS	4469	4297
Avg. Per Game	319.2	306.9
Total Plays	959	850
Avg. Gain Per Play	4.7	5.1
NET YARDS RUSHING	1829	1337
Avg. Per Game	130.6	95.5
Total Rushes	453	384
Avg. Per Rush	4.0	3.5
NET YARDS PASSING	2640	2960
Avg. Per Game	188.6	211.4
Att./Completions	482/222	440/202
Completion Pct.	46.1	45.9
Had Intercepted	30	25
PUNTS/AVERAGE	68/42.3	73/45.8
PENALTIES/YARDS	69/750	86/836
FUMBLES/BALL LOST	29/16	27/14
TOUCHDOWNS	38	50
Rushing	14	24
Passing	18	23
Punt Returns	1	1
Pass Interceptions	3	2
Fumble Returns	2	0
Safety	0	0
PAT (Total)	34	50
Kicking	32/32	50/50
Running	1/2	0/0
Passing	1/4	0/0
FIELD GOALS	13/29	14/23

SCORING	TD	Ru	Pa	Rt	PAT	FG	S	TP
Kroner	0	0	0	0	32/32	13/29	0	71
Haynes	7	5	2	0	0/0	0/0	0	44
Gilchrist	7	6	1	0	0/0	0/0	0	42
Haynes	6	3	2	1	0/0	0/0	0	36
Taylor	6	0	6	0	0/0	0/0	0	36
Scarpitto	5	0	5	0	0/0	0/0	0	30
Griffin	2	0	0	2	0/0	0/0	0	12
Bramlett	2	0	0	2	0/0	0/0	0	12
Dixon	2	0	2	0	0/0	0/0	0	12
Wilson	1	0	0	1	0/0	0/0	0	6
Gonsoulin	0	0	0	0	0/0	0/0	0	2
Slaughter	0	0	0	0	0/0	0/0	0	2
BRONCOS	38	14	18	6	32/32	13/29	0	303
OPPONENTS	50	24	23	3	50/50	14/23	0	392

PASSING	Att.	Comp.	Yds.	Cmp.%	Yd./Att.	TD	TD%	Int.	Int.%	LG
Slaughter	147	75	864	51.0	5.88	6	4.1	12	8.2	51
McCormick	253	103	1292	40.7	5.11	7	2.8	14	5.5	90
Lee	80	44	692	55.0	8.65	5	6.3	3	3.8	66
Yards Lost Attempting to Pass			(-208)							
BRONCOS	482	222	2640	46.1	5.48	18	3.7	30	6.2	90
OPPONENTS	440	202	2960	45.9	6.73	23	5.2	25	5.7	78

SACKS: Bramlett 6, Moore 3.5, Jacobs 3.5, Erlandson 3, Janerette 3, Leeztow 2, Brown 1, Cooke 1, Cummings 1, McGeever 1, Team 1. TOTAL: 26

1966 FINAL STATISTICS (4-10)

Date	W/L	Score	Opponent	Attend.	RUSHING	No.	Yds.	Avg	LG	TD
Sept 3	L	7-45	at Houston	30,156	Haynes	105	411	3.9	56	1
Sept 18	L	10-24	Boston	25,337	Haynes	129	310	2.4	20	2
Sept 25	L	7-16	N.Y. Jets	29,878	Mitchell	70	199	2.8	21	0
Oct 2	W	40-38	Houston	27,203	Scarpitto	4	110	27.5	63	1
Oct 8	L	10-37	at Kansas City	33,929	Lester	34	84	2.5	10	0
Oct 16	L	7-24	at Miami	23,393	Choboian	21	45	2.1	12	2
Oct 23	L	10-56	Kansas City	26,196	Slaughter	1	10	10.0	10	0
Oct 30	L	17-24	at San Diego	25,819	Kellogg	6	3	.5	5	0
Nov 6	W	17-10	at Boston	18,154	McCormick	4	2	.5	3	0
Nov 20	L	3-17	Oakland	26,703	Glacken	2	-1	-5.0	5	0
Nov 27	W	20-17	San Diego	24,860	TEAM	1	-11	-11.0	-	-
Dec 4	W	17-7	Miami	32,592	BRONCOS	376	1173	3.1	63	6
Dec 11	L	10-28	at Oakland	31,765	OPPONENTS	441	2029	4.6	61	17
Dec 18	L	21-38	at Buffalo	40,538						

Team Statistics	Den	Opp
TOTAL FIRST DOWNS	171	251
Rushing	61	101
Passing	95	122
Penalty	14	28
TOTAL NET YARDS	3157	4544
Avg. Per Game	225.5	324.6
Total Plays	816	871
Avg. Gain Per Play	3.9	5.2
NET YARDS RUSHING	1173	2029
Avg. Per Game	63.0	144.9
Total Rushes	376	441
Avg. Per Rush	3.1	4.6
NET YARDS PASSING	1995	2515
Avg. Per Game	142.5	179.6
Att./Completions	402/166	397/192
Completion Pct.	41.3	48.4
Had Intercepted	30	13
PUNTS/AVERAGE	77/45.2	60/42.7
Had Blocked	1	0
PUNT RETURNS	26/235	38/315
Avg. Per Return	9.0	8.3
KICKOFF RETURNS	58/1557	43/1001
Avg. Per Return	26.8	23.3
INTERCEPTIONS/RET.	13/109	30/545
PENALTIES/YARDS	66/773	75/571
FUMBLES/BALL LOST	36/17	35/18
TOUCHDOWNS	22	47
Rushing	6	17
Passing	12	26
Others	4	4
PAT (Kicking)	20/20	46/46
PAT (Passing)	1/2	1/1
PAT (Rushing)	0	0
FIELD GOALS	14/25	17/40

INTERCEPTIONS	No.	Yds	Avg	LG	TD
Brown	3	37	12.3	31	0
Sellers	3	24	8.0	24	2
Matsos	2	10	5.0	5	0
Hopkins	2	9	4.5	9	0
Wright	1	15	15.0	15	0
Bramlett	1	12	12.0	112	1
Wilson	1	2	2.0	2	0
BRONCOS	13	109	8.4	31	3
OPPONENTS	30	545	18.2	-	-

PUNTING	No.	Yds	Avg	LG	B
Scarpitto	76	3480	45.8	70	1
BRONCOS	77	2878	45.2	70	1
OPPONENTS	60	2564	42.7	68	0

PUNT RETURNS Ret Yds Avg LG TD
Haynes 10 119 11.9 42 0
Scott 7 56 8.0 21 0
Sellers 6 49 8.2 17 0
Wilson 2 10 5.0 10 0
Lester 1 1 1.0 1 0
BRONCOS 26 235 9.0 42 0
OPPONENTS 38 296 7.8 - -

KICKOFF RETURNS	No.	Yds	Avg	LG	TD
Sellers	19	541	28.5	100	2
Wilson	10	309	30.9	100	1
Scott	9	282	31.3	77	0
Haynes	9	229	25.4	43	0
Crabtree	5	129	25.8	32	0
Mitchell	3	55	18.3	26	0
Lester	1	11	11.0	11	0
Sturm	1	2	2.0	2	0
Inman	1	0	0.0	0	0
BRONCOS	58	1558	26.9	100	3
OPPONENTS	43	1000	23.3	-	-

PASSING	Att.	Comp.	Yds.	Cmp.%	Yd./Att.	TD	TD%	Int.	Int.%	LG
Choboian	163	82	1110	50.3	6.8	4	2.5	12	7.4	79
McCormick	193	68	993	35.2	5.1	6	3.1	15	7.8	64
Slaughter	25	7	124	28.0	5.0	1	4.0	0	0.0	67
Rote	11	6	84	54.5	7.6	1	9.0	0	0.0	22
Haynes	8	3	40	37.5	5.0	0	0.0	1	12.5	20
Yards Lost Attempting to Pass			(-356)							
BRONCOS	402	166	1995	41.3	5.0	12	3.0	30	7.5	79
OPPONENTS	397	192	2515	48.5	6.3	26	6.5	13	6.6	79

1967 FINAL STATISTICS (3-11)

Date	W/L	Score	Opponent	Attend.	RUSHING	No.	Yds.	Avg	LG	TD
Sept 3	W	26-21	Boston	35,488	Little	130	381	2.9	14	1
Sept 10	L	0-51	at Oakland	25,423	Mitchell	82	308	3.8	35	0
Sept 17	L	21-35	at Miami	29,381	Hickey	73	263	3.6	20	4
Sept 24	L	24-38	N.Y. Jets	35,365	Hayes	85	255	3.0	18	4
Oct 1	L	6-10	at Houston	21,798	Gilchrist	10	21	2.1	6	0
Oct 8	L	16-17	Buffalo	35,188	Lynch	2	7	3.5	7	0
Oct 22	L	21-38	San Diego	34,464	LeClair	8	6	0.8	10	1
Oct 29	L	9-52	at Kansas City	44,002	Tensi	24	4	0.2	13	0
Nov 5	L	17-21	Oakland	29,043	Crabtree	2	2	1.0	6	0
Nov 12	L	18-20	Houston	30,392	Glacken	1	10	10.0	10	0
Nov 19	W	21-20	at Buffalo	30,891	Cassese	1	5	5.0	5	0
Nov 23	L	20-24	at San Diego	34,586	Scarpitto	1	5	5.0	5	0
Dec 3	W	33-24	at N.Y. Jets	61,615	Danson	1	-2	-2.0	-2	0
Dec 17	L	24-38	Kansas City	31,660	BRONCOS OPPONENTS	420	1285	3.0	35	10

Team Statistics	Den	Opp
TOTAL FIRST DOWNS	172	276
Rushing	85	115
Passing	91	143
Penalty	16	18
TOTAL NET YARDS	2947	5201
Avg. Per Game	210.5	371.5
Total Plays	852	921
Avg. Gain Per Play	3.5	5.6
NET YARDS RUSHING	1285	2076
Avg. Per Game	90.4	148.3
Total Rushes	420	444
Avg. Per Rush	3.0	4.7
NET YARDS PASSING	1682	3125
Avg. Per Game	120.1	223.2
Att./Completions	374/150	459/214
Completion Pct.	40.1	46.6
Had Intercepted	18	28
PUNTS/AVERAGE	105/44.9	65/41.5
Had Blocked	1	1
PUNT RETURNS	27/357	61/718
Avg. Per Return	13.2	11.8
KICKOFF RETURNS	60/1518	42/1046
Avg. Per Return	25.3	24.9
INTERCEPTIONS/RET.	28/413	18/262
PENALTIES/YARDS	48/512	58/628
FUMBLES/BALL LOST	30/12	23/13
TOUCHDOWNS	31	52
Rushing	10	21
Passing	17	27
Others	4	4
PAT (Kicking)	28/30	48/49
PAT (Passing)	1/1	1/2
PAT (Rushing)	0/0	1/1
FIELD GOALS	12/27	15/31

SCORING	TD	Ru	Pa	Rt	PAT	FG	S	TP
Danson	11	0	11	0	0/0	0/0	0	66
Humphreys	0	0	0	0	18/19	7/15	0	39
Hickey	5	4	1	0	0/0	0/0	0	30
Crabtree	5	0	5	0	0/0	0/0	0	30
Hayes	4	4	0	0	0/0	0/0	0	26
Little	2	1	0	1	0/0	0/0	0	12
Wilson	2	0	0	2	0/0	0/0	0	12
Kroner	0	0	0	0	5/6	2/2	0	11
Sellers	1	0	0	1	0/0	0/0	0	6
LeClair	1	1	0	0	0/0	0/0	0	6
OTHERS	0	0	0	0	5/5	3/11	0	14
TEAM	0	0	0	0	0/0	0/0	2	4
BRONCOS	31	10	17	4	28/30	12/28	2	256
OPPONENTS	52	21	27	4	48/49	15/31	0	409

SACKS: R. Jackson 4.5, Costa 4.5, Cox 2.5, Cunningham 2.5, Inman 1.5, Duranko 1, Myrtle 1, Minich 1, Richter 0.5. TOTAL: 19

PASSING	Att.	Comp.	Yds.	Cmp.%	Yd./Att.	TD	TD%	Int.	Int.%	LG
Tensi	325	131	1915	40.3	5.9	16	4.9	17	5.2	76
LeClair	45	19	275	42.2	6.1	1	6.1	1	2.2	48
Glacken	4	0	0	0.0	0.0	0	0.0	0	0.0	0
Yards Lost Attempting to Pass			(-508)							
BRONCOS	374	150	1682	40.1	4.5	17	4.5	18	4.8	76
OPPONENTS	459	214	3125	46.6	6.8	27	5.9	28	6.1	79

1968 FINAL STATISTICS (5-9)

Date	W/L	Score	Opponent	Attend.	Leclair	12	40	3.3	12	0
Sept 15	L	10-24	at Cincinnati	25,049	Moore	4	22	5.5	10	0
Sept 22	L	2-34	at Kansas City	45,821	Lindsey	4	17	4.3	7	0
Sept 29	L	17-20	Boston	37,024	Van Heusen	1	6	6.0	6	0
Oct 6	W	10-7	Cincinnati	41,257	Haffner	2	2	1.0	1	0
Oct 13	W	21-13	at N.Y. Jets	62,052	Tensi	6	2	0.3	2	0
Oct 20	L	24-55	at San Diego	42,953	Jones	1	-1	-1.0	-1	0
Oct 27	W	21-14	Miami	44,115	DiVito	1	-1	-1.0	-1	0
Nov 3	W	35-14	at Boston	44,115	BRONCOS	411	1614	3.9	155	11
Nov 10	L	7-43	Oakland	18,304	OPPONENTS	457	1861	4.1	165	20
Nov 17	L	34-32	at Houston	50,002						
Nov 24	W	34-32	Buffalo	36,075						
		23-47	San Diego	35,142	RECEIVING	No.	Yds	Avg	LG	TD
Dec 1	L	27-33	at Oakland	35,512	Crabtree	35	601	17.2	172	5
Dec 8	L	27-33	at Oakland	47,754	Denson	34	586	17.2	144	5
Dec 14	L	7-30	Kansas City	38,463	Beer	20	276	13.8	31	1

Team Statistics	Den	Opp
TOTAL FIRST DOWNS	217	251
Rushing	75	94
Passing	124	145
Penalty	18	12
TOTAL NET YARDS	3971	5024
Avg. Per Game	283.6	358.9
Total Plays	889	917
Avg. Gain Per Play	4.4	5.5
NET YARDS RUSHING	1614	1861
Avg. Per Game	115.3	132.9
Total Rushes	411	457
Avg. Per Rush	3.9	4.1
NET YARDS PASSING	2357	3163
Avg. Per Game	168.4	225.9
Att./Completions	427/179	429/217
Completion Pct.	41.9	50.6
Had Intercepted	96/42.7	76/43.0
PUNTS/AVERAGE	1	1
Had Blocked	38/332	46/282
PUNT RETURNS	8.7	6.1
Avg. Per Return	60/1361	29/704
KICKOFF RETURNS	22.7	24.3
INTERCEPTIONS/RET.	20/165	27/328
PENALTIES/YARDS	73/772	64/750
FUMBLES/BALL LOST	28/13	24/12
TOUCHDOWNS	32	48
Rushing	11	20
Passing	20	25
Others (Ret.)	1	3
Others (Safety)	1	2
PAT (Kicking)	31/31	47/47
PAT (Passing)	0/1	1/1
PAT (Rushing)	0/0	0/0
FIELD GOALS	10/23	21/34

SCORING	TD	Ru	Pa	Rt	PAT	FG	S	TP
Howfield	0	0	0	0	30/30	9/18	0	57
Crabtree	5	0	5	0	0/0	0/0	0	30
Little	5	3	1	1	0/0	0/0	0	30
Danson	5	0	5	0	0/0	0/0	0	30
Lynch	4	3	0	0	0/0	0/0	0	24
Briscoe	3	3	0	0	0/0	0/0	0	18
Van Heusen	3	0	3	0	0/0	0/0	0	18
Jones	2	0	2	0	0/0	0/0	0	12
McCarthy	2	0	2	0	0/0	0/0	0	12
Haffner	1	0	1	0	0/0	0/0	0	6
Beer	1	0	1	0	0/0	0/0	0	6
Ford	1	1	0	0	0/0	0/0	0	6
OTHERS	0	0	0	0	1/1	1/5	0	4
TEAM	0	0	0	0	0/0	0/0	1	2
BRONCOS	32	11	20	1	31/31	10/23	1	255
OPPONENTS	48	20	25	3	47/47	21/34	0	404

RUSHING	No.	Yds.	Avg	LG	TD
Little	158	584	3.7	155	3
Briscoe	41	308	7.5	34	3
Lynch	66	221	3.3	19	4
Ford	41	186	4.5	23	1
McCarthy	28	89	3.2	12	0
Erwin	24	76	3.2	9	0
Lamb	22	63	2.9	17	0

PASSING	Att.	Comp.	Yds.	Cmp.%	Yd./Att.	TD	TD%	Int.	Int.%	LG
Briscoe	224	93	1589	41.5	7.09	14	6.3	13	5.8	166
Tensi	119	48	709	40.3	5.96	5	4.2	8	6.7	172
LeClair	54	27	401	50.0	7.43	1	1.9	5	9.3	46
DiVito	6	1	16	16.6	2.67	0	0.0	0	0.0	16
Haffner	1	1	18	100.0	18.0	0	0.0	0	0.0	18
Lynch	2	1	4	50.0	2.00	0	0.0	0	0.0	4
OTHERS	19	8	105	42.1	5.53	0	0.9	1	5.3	50
Yards Lost Attempting to Pass			(-469)							
BRONCOS	427	179	2357	41.9	5.52	20	4.7	27	6.3	172
OPPONENTS	429	217	3163	50.6	7.37	25	5.8	20	4.7	194

SACKS: R. Jackson 10.5, Costa 6.5, Duranko 6, Inman 3.5, Minich 1.5, QB Fell 1, Team 2. TOTAL: 31

1969 FINAL STATISTICS (5-8-1)

Date	W/L	Score	Opponent	Attend.	RUSHING	No.	Yds.	Avg	LG	TD
Sept 1	W	35-7	Boston	43,482	Little	146	729	5.0	148	6
Sept 21	W	21-19	N.Y. Jets	50,583	Lynch	96	407	4.2	54	2
Sept 28	L	28-41	at Buffalo	40,302	Quayle	57	183	3.2	17	0
Oct 5	L	13-26	Kansas City	50,564	Smiley	56	166	3.0	26	3
Oct 12	L	14-24	Oakland	49,511	Tensi	12	63	5.3	17	0
Oct 19	W	30-23	at Cincinnati	27,920	Liske	10	50	5.0	19	0
Oct 26	L	21-24	at Houston	45,348	Williams	10	18	1.8	8	1
Nov 2	W	13-0	San Diego	45,511	Denson	1	9	9.0	9	0
Nov 9	L	10-41	at Oakland	54,416	Burnett	5	9	1.8	5	0
Nov 16	T	20-20	Houston	45,002	Jones	1	3	3.0	3	0
Nov 23	L	24-45	at San Diego	34,664	BRONCOS	394	1637	4.2	54	12
Nov 27	L	17-31	at Kansas City	48,773	OPPONENTS	436	1709	3.9	143	15
Dec 7	L	24-27	at Miami	25,332						
Dec 14	W	27-16	Cincinnati	42,198						

Team Statistics	Den	Opp
TOTAL FIRST DOWNS	243	278
Rushing	87	95
Passing	130	151
Penalty	26	30
TOTAL NET YARDS	4161	4688
Avg. Per Game	297.2	334.9
Total Plays	841	918
Avg. Gain Per Play	4.9	5.1
NET YARDS RUSHING	1637	1709
Avg. Per Game	116.9	122.1
Total Rushes	394	436
Avg. Per Rush	4.2	3.9
NET YARDS PASSING	2524	2932
Avg. Per Game	180.3	209.4
Att./Completions	403/192	437/223
Completion Pct.	47.6	51.0
Had Intercepted	23	14
Touchdowns	23	19
Avg. Gain per Attempt	6.3	6.7
Avg. Gain per Completion	13.1	13.1
PUNTS/AVERAGE	72/40.1	71/43.1
Had Blocked	1	0
PUNT RETURNS	37/450	35/246
Avg. Per Return	12.2	7.0
KICKOFF RETURNS	56/1323	21/471
Avg. Per Return	23.6	22.4
INTERCEPTIONS/RET.	14/228	23/421
PENALTIES/YARDS	79/738	84/901
FUMBLES/BALL LOST	15/8	24/14
TOUCHDOWNS	37	40
Rushing	12	15
Passing	23	19
Others (Safety)	2	6
PAT (Kicking)	36/37	38/39
PAT (Passing)	0/0	0/1
PAT (Rushing)	0/0	0/0
FIELD GOALS	13/29	22/32

Score By Periods	1	2	3	4	OT	Total
BRONCOS	72	89	61	75		297
OPPONENTS	67	86	86	105		344

SCORING	TD	Ru	Pa	Rt	PAT	FG	S	TP
Howfield	0	0	0	0	36/37	13/29	0	75
Denson	10	0	10	0	0/0	0/0	0	60
Little	7	6	1	0	0/0	0/0	0	42
Haffner	5	0	5	0	0/0	0/0	0	30
Emmbree	5	0	5	0	0/0	0/0	0	30
Smiley	4	3	1	0	0/0	0/0	0	24
Lynch	2	2	0	0	0/0	0/0	0	12
Thompson	1	0	0	1	0/0	0/0	0	6
Burrell	1	0	0	1	0/0	0/0	0	6
Buckman	1	0	1	0	0/0	0/0	0	6
Williams	1	1	0	0	0/0	0/0	0	6
BRONCOS	37	12	23	2	36/37	13/29	0	297
OPPONENTS	40	15	19	6	38/39	22/32	0	344

PASSING	Att.	Comp.	Yds.	Cmp.%	Yd./Att.	Tkd/Yds	TD	TD%	Int.	Int.%	LG
Tensi	286	131	1990	45.8	7.0	29/208	14	4.9	12	4.2	179
Liske	115	61	845	53.0	7.3	15/103	9	7.8	11	9.6	71
Little	2	0	0	0.0	0.0	0/0	0	0.0	0	0.0	—
BRONCOS	403	192	2835	47.6	7.0	44/311	23	5.7	23	5.7	179
OPPONENTS	437	223	3295	51.0	7.5	45/363	19	4.3	14	3.2	186

1970 FINAL STATISTICS (5-8-1)

Date	W/L	Score	Opponent	Attend.	RUSHING	No.	Yds.	Avg	LG	TD
Sept 20	W	25-10	at Buffalo	34,882	Little	209	901	4.3	180	3
Sept 27	W	16-13	Pittsburgh	50,705	Anderson	83	368	4.4	127	4
Oct 4	W	26-13	Cincinnati	50,705	Crenshaw	69	200	2.9	25	5
Oct 11	L	23-35	at Oakland	54,436	Turner	29	106	3.7	12	2
Oct 18	W	24-10	Atlanta	50,705	Pastrana	14	89	6.4	14	1
Oct 25	L	14-19	at San Francisco	39,515	Lynch	20	81	4.1	19	1
Nov 1	L	3-19	Washington	50,705	Liske	7	42	6.0	14	1
Nov 8	L	21-24	at San Diego	48,327	Tensi	4	14	3.5	15	0
Nov 15	L	19-24	Oakland	50,959	Haffner	1	1	1.0	1	0
Nov 22	W	31-6	at New Orleans	66,837	BRONCOS	436	1802	4.1	180	17
Nov 29	L	21-31	at Houston	35,733	OPPONENTS	409	1351	3.3	165	7
Dec 6	L	0-16	at Kansas City	50,454						
Dec 13	T	17-17	San Diego	50,959						
Dec 20	L	13-27	Cleveland	51,001						

Team Statistics	Den	Opp	Whalen	36	503	14.0	34	3
TOTAL FIRST DOWNS	217	199	Crenshaw	18	105	5.8	35	1
	87	67	Little	17	161	9.5	39 <th>0</th>	0
Rushing	112	118	Van Heusen	16	382	23.9 <th>74<th>2</th></th>	74 <th>2</th>	2
Passing			Haffner	12	196	16.3	128	1
Penalty	18	14	Anderson	9	140	15.6	37	0
TOTAL NET YARDS	3827	3705	Masters	9	83	9.2	18	2
Avg. Per Game	273.4	264.6	Turner	8	23	2.9	11	0
Total Plays	883	838	Lynch	7	69	9.9	36	0
Avg. Gain Per Play	4.3	4.4	Embre	4	50	12.5	20	0
NET YARDS RUSHING	1802	1351	BRONCOS	183	2358	12.9 <th>74</th> <th>11</th>	74	11
Avg. Per Game	128.7	96.5	OPPONENTS	191	2810	14.7	163	22
Total Rushes	436	409						

INTERCEPTIONS	No.	Yds	Avg	LG	TD
Martha	6	99	16.5	50	0
Greer	4	20	5.0	15	0
Gordon	3	26	8.7	24	0
Thompson	2	85	32.5	33	0
Wade	1	10	10.0	10	0
BRONCOS	16	220	13.8	50	0
OPPONENTS	28	213	7.6	26	0

PUNTING	No.	Yds	Avg	LG	B
Van Heusen	87	3732	42.9	64	0
OPPONENTS	89	3998	44.9	68	0

PUNT RETURNS	Ret	FC	Yds	Avg	LG	TD
Thompson	23	1	233	10.1	45	0
Greer	14	4	123	8.8	38	0
Little	22	3	187	8.5	24	0
Jaquess	4	5	13	3.3	7	0
BRONCOS	63	13	556	8.8	45	0
OPPONENTS	56	16	416	7.4	60	0

KICKOFF RETURNS	No.	Yds	Avg	LG	TD
Anderson	21	520	24.8	39	0
Thompson	9	188	20.9	29	0
Handren	8	197	24.6	30	0
Little	6	126	21.0	28	0
Criter	2	20	10.0	10	0
Turner	1	31	31.0	31	0
Washington	1	20	20.0	20	0
Myrtle	1	1	1.0	1	0
Lynch	0	11	—	11	0
BRONCOS	49	1114	22.7	39	0
OPPONENTS	24	544	22.7	51	0

SACKS: P. Smith 11.5, Jackson 10, Costa 9, Duranko 7, Washington 5.5, Myrtle 3, Cunningham 1, Greer 1, Inman 0.5, Roche 0.5, Team 0.5. TOTAL: 49.5
--

SCORING	TD	Ru	Pa	Rt	PAT	FG	S	TP
Howfield	0	0	0	0	27/28	18/32	0	81
Crenshaw	6	5	1	0	0/0	0/0	0	36
Anderson	4	4	0	0	0/0	0/0	0	24
Little	3	3	0	0	0/0	0/0	0	18
Whalen	3	0	3	0	0/0	0/0	0	18
Denson	2	0	2	0	0/0	0/0	0	12
Masters	2	0	2	0	0/0	0/0	0	12
Turner	2	2	0	0	0/0	0/0	0	12
Van Heusen	2	0	2	0	0/0	0/0	0	12
Haffner	1	0	1	0	0/0	0/0	0	6
Liske	1	1	0	0	0/0	0/0	0	6
Lynch	1	1	0	0	0/0	0/0	0	6
Pastrana	1	1	0	0	0/0	0/0	0	6
Washington	0	0	0	0	0/0	0/0	1	2
TEAM	0	0	0	0	0/0	0/0	1	2
BRONCOS	28	17	11	0	27/28	18/32	2	253
OPPONENTS	28	7	20	1	27/28	23/36	0	264

PASSING	Att.	Comp.	Yds.	Cmp.%	Yd./Att.	Tkd/Yds	TD	TD%	Int.	Int.%	LG
Liske	238	112	1340	47.1	5.63	28/228	7	2.9	11	4.6	—
Tensi	80	38	539	47.5	6.74	6/35	3	3.8	8	10.0	—
Pastrana	75	29	420	38.7	5.60	8/60	1	1.3	9	12.0	—
Anderson	7	4	59	57.1	8.43	1/5	0	0.0	0	0.0	—
Van Heusen	1	0	0	0.0	0.00	0/0	0	0.0	0	0.0	—
Little	2	0	0	0.0	0.00	1/5	0	0.0	0	0.0	—
BRONCOS	403	193	2358	48.4	5.85	44/333	11	2.7	28	6.9	74
OPPONENTS	379	191	2810	50.4	7.41	50/456	20	5.3	16	4.2	—

1971 FINAL STATISTICS (4-9-1)

Date	W/L	Score	Opponent	Attend.	RUSHING	No.	Yds.	Avg	LG	TD
Sept 19	T	10-10	Miami	51,228	Little	284	1133	4.0	40	6
Sept 26	L	13-34	at Green Bay	47,957	Anderson	139	533	3.8	36	3
Oct 3	L	3-16	Kansas City	51,200	Lynch	28	162	6.2	23	0
Oct 10	L	16-27	Oakland	51,200	Masters	7	71	10.1	37	0
Oct 17	W	20-16	San Diego	51,200	Post	18	44	2.4	16	0
Oct 24	W	27-0	at Cleveland	75,674	Turner, C.	17	43	2.5	9	0
Oct 31	L	16-17	at Philadelphia	65,358	Harrison	5	36	7.2	16	0
Nov 7	L	20-24	Detroit	51,200	Mosier	4	31	7.8	29	0
Nov 14	L	10-24	Cincinnati	51,200	Horn	6	15	2.5	10	0
Nov 21	L	10-28	at Kansas City	49,945	Van Heusen	1	10	10.0	10	0
Nov 28	W	22-10	at Pittsburgh	39,710	Simmons	1	7	7.0	7	0
Dec 5	W	6-3	Chicago	51,200	Ramsey	3	6	2.0	6	0
Dec 12	L	17-45	at San Diego	44,347	Gehrke	1	2	2.0	2	0
Dec 19	L	13-21	at Oakland	54,651	BRONCOS OPPONENTS	512	2093	4.1	40	9

Team Statistics	Den	Opp	Team Statistics	Den	Opp
TOTAL FIRST DOWNS	206	206	RECEIVING	No.	Yds
Rushing	107	90	Anderson	37	353
Passing	105	91	Masters	27	382
Penalty	10	25	Little	26	255
TOTAL NET YARDS	4158	3819	Simmons	25	403
Avg. Per Game	297.0	272.9	Harrison	19	265
Total Plays	891	825	Gehrke	14	254
Avg. Gain Per Play	4.7	4.6	Whalen	7	124
NET YARDS RUSHING	2093	1834	Turner, C.	7	65
Avg. Per Game	149.5	131.0	Post	4	46
Total Rushes	512	426	Mosier	3	36
Avg. Per Rush	4.1	4.3	Lynch	2	42
NET YARDS PASSING	2065	1985	Bowdell	1	19
Avg. Per Game	147.5	141.8	Van Heusen	1	10
Sacked/Yards Lost	22/178	44/435	Washington	1	0
Gross Yards	2243	2420	Schnitker	1	-11
Att./Completions	357/175	356/150	BRONCOS	175	2243
Completion Pct.	49.0	42.1	OPPONENTS	150	2420
Had Intercepted	27	20			
Avg. Gain per Attempt	5.4	5.0	INTERCEPTIONS	No.	Yds
Avg. Gain per Completion	12.8	16.1	Thompson	5	83
PUNTS/AVERAGE	76/41.8	67/45.7	Forsberg	3	75
Had Blocked	2	0	Myrtle	3	64
PUNT RETURNS	41/320	45/468	Greer	3	32
Avg. Per Return	7.8	10.4	Gordon	2	21
KICKOFF RETURNS	44/960	43/1059	Mitchell	2	0
Avg. Per Return	21.8	24.6	Washington	1	8
INTERCEPTIONS/RET.	20/288	27/432	Underwood	1	5
PENALTIES/YARDS	67/781	78/771	BRONCOS	20	288
FUMBLES/BALL LOST	25/12	36/20	OPPONENTS	27	432
TOUCHDOWNS	18	32			
Rushing	9	11	PUNTING	No.	Yds
Passing	8	18	Van Heusen	76	3176
Others (see individuals)	1	3	OPPONENTS	67	3061
POINTS AFTER TOUCHDOWN	18	32			
FIELD GOALS	25/38	17/34	PUNT RETURNS	Ret	FC

Distance	1-19	20-29	30-39	40-59	50+
Turner	8/9	3/5	8/11	6/12	0/1
OPP	5/5	6/9	4/7	2/11	0/2

Score By Periods	1	2	3	4	OT	Total
BRONCOS	39	62	32	70		203
OPPONENTS	54	74	86	61		275

SCORING	TD	Ru	Pa	Rt	PAT	FG	S	TP
Turner	0	0	0	0	18/18	25/38	0	93
Little	6	6	0	0	0/0	0/0	0	36
Anderson	4	3	1	0	0/0	0/0	0	24
Harrison	2	0	2	0	0/0	0/0	0	12
Lynch	1	0	1	0	0/0	0/0	1	8
Post	1	0	1	0	0/0	0/0	0	6
Simmons	1	0	1	0	0/0	0/0	0	6
Masters	1	0	1	0	0/0	0/0	0	6
Forsberg	1	0	0	1	0/0	0/0	0	6
Turner, C.	1	0	1	0	0/0	0/0	0	6
BRONCOS	18	9	8	1	18/18	25/38	1	203
OPPONENTS	32	11	18	3	32/32	17/34	0	275

PASSING	Att.	Comp.	Yds.	Cmp.%	Yd./Att.	Tkd/Yds	TD	TD%	Int.	Int.%	LG
Ramsey	178	84	1120	47.2	6.29	13/105	5	2.8	13	7.3	—
Horn	173	89	1056	51.4	6.10	8/67	3	1.7	14	8.1	—
Anderson	3	1	48	33.3	16.00	1/6	0	0.0	0	0.0	—
Gehrke	2	1	19	50.0	9.50	0/0	0	0.0	0	0.0	—
Little	1	0	0	0.0	0.00	0/0	0	0.0	0	0.0	—
Van Heusen	1	0	0	0.0	0.00	0/0	0	0.0	0	0.0	—
BRONCOS	358	175	2243	48.9	6.27	22/178	8	2.2	27	7.5	74
OPPONENTS	356	150	2420	42.1	5.78	44/435	18	5.1	20	5.6	—

1972 FINAL STATISTICS (5-9)

Date	W/L	Score	Opponent	Attend.	RUSHING	No.	Yds.	Avg	LG	TD
Sept 17	W	30-17	Houston	51,656	Little	216	859	4.0	t55	9
Sept 24	L	14-37	at San Diego	49,048	Anderson	72	319	4.4	40	1
Oct 1	L	24-45	Kansas City	51,656	Dawkins	56	243	4.4	19	2
Oct 8	L	10-21	at Cincinnati	55,812	Lynch	34	164	4.8	28	2
Oct 15	L	20-23	Minnesota	51,656	Van Heusen	3	76	25.3	t66	1
Oct 22	W	30-23	at Oakland	53,551	Odoms	5	72	14.4	27	0
Oct 29	L	20-27	Cleveland	51,656	Krieg	1	63	63.0	63	0
Nov 5	L	17-29	at N.Y. Giants	62,689	Ramsey	5	15	3.0	18	2
Nov 12	W	16-10	at Los Angeles	65,398	Moses	2	11	5.5	14	0
Nov 19	L	20-37	Oakland	51,656	Harrison	1	9	9.0	9	0
Nov 26	L	21-23	at Atlanta	58,850	OTHERS	14	7	5	0	0
Dec 3	L	20-24	at Kansas City	66,725	BRONCOS	409	1838	4.5	t66	17
Dec 10	W	38-13	San Diego	51,478	OPPONENTS	439	1668	3.8	51	15
Dec 17	W	45-21	New England	51,656						

Team Statistics	Den	Opp	Team Statistics	Den	Opp
TOTAL FIRST DOWNS	237	251	RECEIVING	No.	Yds
Rushing	87	102	Sherman	38	661
Passing	132	123	Little	28	366
Penalty	18	26	Masters	25	393
Third-Down Efficiency	75/177	74/190	Anderson	23	216
TOTAL NET YARDS	4472	3851	Odoms	21	320
Avg. Per Game	319.4	275.1	Dawkins	18	242
Total Plays	831	876	Simmons	17	235
Avg. Gain Per Play	5.4	4.4	Moses	15	224
NET YARDS RUSHING	1838	1668	Lynch	7	75
Avg. Per Game	131.3	119.1	Krieg	4	99
Total Rushes	409	439	Van Heusen	4	59
Avg. Per Rush	4.5	3.8	Turner, C.	1	10
NET YARDS PASSING	2634	2181	BRONCOS	201	2900
Avg. Per Game	188.1	155.9	OPPONENTS	206	2540
Sacked/Yards Lost	38/266	41/357			
Gross Yards	2900	2540	INTERCEPTIONS	No.	Yds
Att./Completions	384/201	397/206	Mitchell	3	27
Completion Pct.	52.3	51.9	Greer	2	18
Had Intercepted	23	10	Graham	2	10
PUNTS/AVERAGE	60/40.1	66/45.2	Prece	1	30
PUNT RETURNS/AVG	28/11.1	28/2.9	Montgomery, R.	1	20
KICKOFF RETURNS/AVG	55/22.8	54/23.1	Thompson	1	4
MISC. RETURNS/AVG	18/30	15/81	BRONCOS	10	109
INTERCEPTIONS/RET.	10/10.9	23/19.2	OPPONENTS	23	441
PENALTIES/YARDS	89/827	83/784			
FUMBLES/BALL LOST	25/11	27/12	PUNTING	No.	Yds
TOTAL POINTS	325	350	Van Heusen	60	2408
Avg. Points per Game	23.2	25.0	OPPONENTS	66	2980
Touchdowns	38	41			
By Rushing	17	15	PUNT RETURNS	Ret	FC
By Passing	19	19	Thompson	3	1
By Returns	2	7	Greer	3	0
Field Goals	20/29	21/33	Sherman	10	5
Conversions	37	39	Little	8	2

Score By Periods	1	2	3	4	OT	Total
BRONCOS	85	92	54	94		325
OPPONENTS	35	120	81	114		350

SCORING	TD	Ru	Pa	Rt	PAT	FG	S	TP
Turner	0	0	0	0	37/37	20/29	0	97
Little	13	9	4	0	0/0	0/0	0	78
Moses	5	0	5	0	0/0	0/0	0	30
Masters	3	0	3	0	0/0	0/0	0	18
Sherman	3	0	3	0	0/0	0/0	0	18
Anderson	2	1	1	0	0/0	0/0	0	12
Ramsey	2	2	0	0	0/0	0/0	0	12
Simmons	2	0	2	0	0/0	0/0	0	12
Dawkins	2	2	0	0	0/0	0/0	0	12
Lynch	2	2	0	0	0/0	0/0	0	12
Van Heusen	1	1	0	0	0/0	0/0	0	6
Montgomery	1	0	0	1	0/0	0/0	0	6
Odoms	1	0	1	0	0/0	0/0	0	6
Greer	1	0	0	1	0/0	0/0	0	6
BRONCOS	38	17	19	2	37/37	20/29	0	325
OPPONENTS	41	15	19	7	39/39	21/33	1	350

Score By Periods	1	2	3	4	OT	Total
BRONCOS	85	92	54	94		325
OPPONENTS	35	120	81	114		350

SCORING	TD	Ru	Pa	Rt	PAT	FG	S	TP
Turner	0	0	0	0	37/37	20/29	0	97
Little	13	9	4	0	0/0	0/0	0	78
Moses	5	0	5	0	0/0	0/0	0	30
Masters	3	0	3	0	0/0	0/0	0	18
Sherman	3	0	3	0	0/0	0/0	0	18
Anderson	2	1	1	0	0/0	0/0	0	12
Ramsey	2	2	0	0	0/0	0/0	0	12
Simmons	2	0	2	0	0/0	0/0	0	12
Dawkins	2	2	0	0	0/0	0/0	0	12
Lynch	2	2	0	0	0/0	0/0	0	12
Van Heusen	1	1	0	0	0/0	0/0	0	6
Montgomery	1	0	0	1	0/0	0/0	0	6
Odoms	1	0	1	0	0/0	0/0	0	6
Greer	1	0	0	1	0/0	0/0	0	6
BRONCOS	38	17	19	2	37/37	20/29	0	325
OPPONENTS	41	15	19	7	39/39	21/33	1	350

										SACKS: Alzado 10.5, P. Smith 10.5, Duranko 4.5, McKay 3 Myrtle 2.5, R. Jackson 2, Graham 2, Forsberg 1, Hoffman 1 Geddes 1, Graham 1, Domres 1, Team 1. TOTAL: 41									
PASSING	Att.	Comp.	Yds.	Comp.%	Yd/Att.	Tkd/Yds	TD	TD%	Int.	Int.%	LG								
Johnson	238	132	1783	55.5	7.53	12/82	14	5.8	14	5.8	40								
Ramsey	137	65	1050	47.4	7.73	26/184	3	2.2	9	6.6	35								
Little		2	43	100.	21.52	0/0	1	50.0	0	0.0	35								
Anderson	3		14	33.3	4.67	0/0	1	3.3	0	0.0	14								
Ernst	4	1	10	25.0	2.56	0/0	0	0.0	0	0.0	10								
BRONCOS	384	201	2900	52.3	7.84	38/266	19	4.9	23	6.0	60								
OPPONENTS	397	206	2540	51.9	6.41	41/357	19	4.8	10	2.5	57								

Score By Periods	1	2	3	4	OT	Total
BRONCOS	85	92	54	94		325
OPPONENTS	35	120	81	114		350

1973 FINAL STATISTICS (7-5-2)

Date	W/L	Score	Opponent	Attend.	RUSHING	No.	Yds.	Avg	LG	TD
Sept 16	W	28-10	Cincinnati	49,059	Little	256	979	3.8	47	12
Sept 23	L	34-36	San Francisco	51,706	Dawkins	160	706	4.4	72	2
Sept 30	L	14-33	Chicago	51,159	Armstrong	26	90	3.5	24	0
Oct 7	L	14-16	at Kansas City	71,414	Anderson	19	61	3.2	11	1
Oct 14	W	48-20	at Houston	32,801	Odums	5	53	10.6	21	0
Oct 22	T	23-23	Oakland	51,270	Ross	5	21	4.2	8	0
Oct 28	W	40-28	at New York	55,108	Van Heusen	4	34	8.5	32	0
Nov 4	T	17-17	at St. Louis	46,565	Moses	3	25	8.3	8	1
Nov 11	W	30-19	San Diego	51,034	Johnson	7	-2	-3	0	0
Nov 18	W	23-13	at Pittsburgh	48,580	Simmons	1	-4	-4.0	-4	0
Nov 25	W	14-10	Kansas City	51,331	Masters	1	-9	-9.0	-9	0
Dec 2	L	10-22	Dallas	51,508	BRONCOS	487	1954	4.0	72	16
Dec 9	W	42-28	at San Diego	44,954	OPPONENTS	455	1795	4.0	30	14
Dec 16	L	17-21	at Oakland	51,910						

Team Statistics	Den	Opp
TOTAL FIRST DOWNS	253	239
Rushing	111	97
Passing	127	121
Penalty	15	21
Third-Down Efficiency	79/203	77/203
TOTAL NET YARDS	4473	4235
Avg. Per Game	319.5	302.5
Total Plays	893	872
Avg. Gain Per Play	5.0	4.9
NET YARDS RUSHING	1954	1795
Avg. Per Game	139.6	128.2
Total Rushes	487	455
Avg. Per Rush	4.0	4.0
NET YARDS PASSING	2519	2440
Avg. Per Game	179.9	174.3
Sacked/Yards Lost	27/187	36/326
Gross Yards	2706	2766
Att./Completions	378/196	417/202
Completion Pct.	51.9	48.4
Had Intercepted	20	14
PUNTS/AVERAGE	69/45.1	69/43.3
PUNT RETURNS/AVG	40/10.1	31/8.3
KICKOFF RETURNS/AVG	36/22.0	61/20.4
MISC. RETURNS/AVG	4/25	6/57
INTERCEPTIONS/RET.	14/15.7	20/16.6
PENALTIES/YARDS	63/745	84/837
FUMBLES/BALL LOST	21/9	25/16
TOTAL POINTS	354	296
Avg. Points per Game	25.2	21.1
Touchdowns	41	31
By Rushing	16	14
By Passing	22	15
By Returns	3	2
Field Goals	22/33	28/35
Conversions	40/41	30/31

Score By Periods	1	2	3	4	OT	Total
BRONCOS	79	83	80	112		354
OPPONENTS	57	98	72	69		296

SCORING	TD	Ru	Pa	Rt	PAT	FG	S	TP
Turner	0	0	0	0	40/41	22/33	0	106
Little	13	12	0	0	0/0	0/0	0	78
Moses	9	1	8	0	0/0	0/0	0	54
Odums	7	0	7	0	0/0	0/0	0	42
Washington	3	0	3	0	0/0	0/0	0	18
Thompson	2	0	0	2	0/0	0/0	0	12
Dawkins	2	2	0	0	0/0	0/0	0	12
Anderson	1	1	0	0	0/0	0/0	0	6
Armstrong	1	0	1	0	0/0	0/0	0	6
Simmons	1	0	1	0	0/0	0/0	0	6
Van Heusen	1	0	1	0	0/0	0/0	0	6
Mitchell	1	0	0	1	0/0	0/0	0	6
Criter	0	0	0	0	0/0	0/0	1	2
BRONCOS	41	16	22	3	40/41	22/33	1	354
OPPONENTS	31	14	15	2	30/31	28/35	1	296

PASSING	Att.	Comp.	Yds.	Cmp.%	Yd./Att.	Tkd/Yds	TD	TD%	Int.	Int.%	LG	Rtg.
Johnson	346	184	2465	53.2	7.12	26/177	20	5.8	17	4.9	62	75.3
Ramsey	27	10	194	37.0	7.18	0/0	2	7.4	2	7.4	76	56.7
Anderson	3	2	47	66.6	15.73	0/0	0	0.0	0	0.0	0	150.0
Van Heusen	1	0	0	0.0	0.00	1/10	0	0.0	0	0.0	0	0.0
Turner	1	0	0	0.0	0.00	0/0	0	0.0	1	100.0	0	0.0
BRONCOS	378	196	2706	51.9	7.16	27/187	22	5.8	20	5.3	76	-
OPPONENTS	417	202	2766	48.4	6.63	36/326	16	3.8	14	3.4	80	-

SACKS: P. Smith 11, Alzado 9, Chavous 6, Duranko 6, May 3, Forsberg 1, Graham 1, Thompson 1. TOTAL: 38

1974 FINAL STATISTICS (7-6-1)

Date	W/L	Score	Opponent	Attend.	RUSHING	No.	Yds.	Avg	LG	TD
Sept 15	L	10-17	Los Angeles	56,981	Armstrong	263	1407	5.3	43	9
Sept 22	T	35-35	Pittsburgh (OT)	50,858	Keyworth	81	374	4.6	30	10
Sept 30	L	3-30	at Washington	54,395	Little	117	312	2.7	22	1
Oct 6	W	17-14	at Kansas City	67,298	Odums	4	25	6.3	31	0
Oct 13	W	33-17	New Orleans	50,748	Hufnagel	2	22	11.0	18	0
Oct 20	W	27-7	San Diego	50,748	Moses	2	16	8.0	11	0
Oct 27	L	21-23	at Cleveland	60,478	Ross	3	8	2.7	7	0
Nov 3	L	17-28	Oakland	45,766	Stowe	1	1	1.0	1	0
Nov 10	W	17-6	at Baltimore	32,244	Van Heusen	1	-1	-1.0	-1	0
Nov 18	L	34-42	Kansas City	50,236	Lynch	3	-2	-7	1	0
Nov 24	W	20-17	at Oakland	51,224	Ramsey	5	-2	-4	1	0
Nov 28	W	31-27	at Detroit	51,157	Johnson	4	-3	-8	-1	0
Dec 8	W	37-14	Houston	46,942	BRONCOS	486	2157	4.4	43	20
Dec 15	L	0-17	at San Diego	35,756	OPPONENTS	487	1808	3.7	27	17

Team Statistics	Den	Opp
TOTAL FIRST DOWNS	258	265
Rushing	120	109
Passing	118	135
Penalty	20	21
Third-Down Efficiency	63/176	88/218
TOTAL NET YARDS	4485	4391
Avg. Per Game	320.4	313.6
Total Plays	861	945
Avg. Gain Per Play	5.2	4.6
NET YARDS RUSHING	2157	1808
Avg. Per Game	154.1	129.1
Total Rushes	486	487
Avg. Per Rush	4.4	3.7
NET YARDS PASSING	2328	2583
Avg. Per Game	166.3	184.5
Sacked/Yards Lost	45/332	32/222
Gross Yards	2660	2805
Att./Completions	329/184	426/237
Completion Pct.	55.9	55.6
Had Intercepted	17	22
PUNTS/AVERAGE	75/40.3	70/42.6
PUNT RETURNS/AVG	43/11.0	45/11.8
KICKOFF RETURNS/AVG	54/20.0	57/24.0
MISC. RETURNS/AVG	1/2	3/57
INTERCEPTIONS/RET.	22/14.0	17/17.9
PENALTIES/YARDS	76/632	78/585
FUMBLES/BALL LOST	23/13	25/11
TOTAL POINTS	302	294
Avg. Points per Game	21.6	21.0
Touchdowns	39	35
By Rushing	20	17
By Passing	18	14
By Returns	1	4
Field Goals	11/21	16/42
Conversions	35/39	34/35

Score By Periods	1	2	3	4	OT	Total
BRONCOS	80	80	91	51	0	302
OPPONENTS	65	88	73	68	0	294

SCORING	TD	Ru	Pa	Rt	PAT	FG	S	TP
Armstrong	12	9	3	0	0/0	0/0	0	72
Turner	0	0	0	0	35/39	11/21	0	68
Keyworth	10	10	0	0	0/0	0/0	0	60
Odums	6	0	6	0	0/0	0/0	0	36
Van Heusen	4	0	4	0	0/0	0/0	0	24
Simmons	2	0	2	0	0/0	0/0	0	12
Moses	2	0	2	0	0/0	0/0	0	12
Thompson	1	0	0	1	0/0	0/0	0	6
Little	1	0	0	0	0/0	0/0	0	6
Stowe	1	0	0	1	0/0	0/0	0	6
BRONCOS	39	20	18	1	35/39	11/21	0	302
OPPONENTS	35	17	14	4	34/35	16/42	1	294

PASSING	Att.	Comp.	Yds.	Cmp.%	Yd./Att.	Tkd/Yds	TD	TD%	Int.	Int.%	LG	Rtg.
Johnson	244	136	1969	55.6	8.07	35/270	13	5.3	9	3.7	173	84.3
Ramsey	74	41	580	55.4	7.84	9/55	5	6.8	7	9.5	143	64.0
Hufnagel	10	6	70	60.0	7.00	1/7	0	0.0	1	14.3	28	41.7
Van Heusen	1	1	41	100.0	41.00	0/0	0	0.0	0	0.0	41	120.0
BRONCOS	329	184	2660	55.9	8.09	45/332	18	5.5	17	5.2	173	-
OPPONENTS	426	237	2805	55.6	6.58	32/222	14	3.3	22	5.2	161	-

SACKS: Alzado 13, Chavous 9, T. Jackson 4, Duranko 1, Grant 1, May 1, E. Smith 1, Simone 1, Pitts 1. TOTAL: 32

1975 FINAL STATISTICS (6-8)

Date	W/L	Score	Opponent	Attend.	RUSHING	No.	Yds.	Avg	LG	TD
Sept 21	W	37-33	Kansas City	51,858	Keyworth	182	725	4.0	34	3
Sept 29	W	23-13	Green Bay	52,491	Little	125	445	3.6	19	2
Oct 5	L	14-38	at Buffalo	79,798	Lynch	57	218	3.8	20	3
Oct 12	L	9-20	at Pittsburgh	49,164	Armstrong	31	155	5.0	33	0
Oct 19	W	16-15	Cleveland	52,540	Ross	42	121	2.9	21	0
Oct 26	L	13-26	at Kansas City	70,043	Upchurch	16	97	6.1	15	1
Nov 2	L	17-42	Oakland	52,330	Dolbin	5	72	14.4	25	0
Nov 9	L	16-17	Cincinnati	49,702	Hufnagel	8	47	5.9	13	0
Nov 16	W	27-17	at San Diego	26,048	Ramsey	6	38	6.3	17	0
Nov 23	L	21-35	at Atlanta	29,686	Odoms	5	27	5.4	12	0
Nov 30	W	13-10	San Diego (OT)	44,982	Van Heusen	2	26	13.0	24	0
Dec 8	L	10-17	at Oakland	51,075	Johnson	10	21	2.1	13	0
Dec 14	W	25-10	Philadelphia	36,860	Frankowiak	1	1	1.0	1	0
Dec 20	L	13-14	at Miami	43,064	BRONCOS	490	1993	4.1	34	9
					OPPONENTS	526	1974	3.8	6.5	19

Team Statistics	Den	Opp	RECEIVING		No.	Yds	Avg	LG	TD
TOTAL FIRST DOWNS	268	247	Keyworth	42	314	7.5	19	1	1
Rushing	109	121	Odoms	40	544	13.6	43	3	2
Passing	137	104	Moses	29	505	17.4	33	2	2
Penalty	22	22	Little	29	308	10.6	166	2	0
Third-Down Efficiency	84/212	76/209	Dolbin	22	421	19.1	41	3	2
TOTAL NET YARDS	4534	4006	Upchurch	18	436	24.2	190	2	2
Avg. Per Game	323.9	286.1	VanHeusen	15	246	16.4	28	1	1
Total Plays	964	901	Ross	7	69	9.9	30	0	0
Avg. Gain Per Play	4.7	4.4	Lynch	6	33	5.5	19	1	1
NET YARDS RUSHING	1993	1974	Brown	1	14	14.0	14	0	0
Avg. Per Game	142.4	141.0	Armstrong	1	10	10.0	10	0	0
Total Rushes	490	526	BRONCOS	210	2900	13.8	190	15	15
Avg. Per Rush	4.1	3.8	OPPONENTS	181	2245	12.4	69	14	14
NET YARDS PASSING	2541	2032	INTERCEPTIONS	No.	Yds	Avg	LG	TD	
Avg. Per Game	181.5	145.1	Gradishar	3	77	25.7	44	1	1
Sacked/Yards Lost	47/359	27/213	Thompson	2	97	48.5	49	0	0
Gross Yards	2900	2245	Thomas	2	66	33.0	36	0	0
Att./Completions	427/210	348/181	Wright	2	9	4.5	9	0	0
Completion Pct.	49.2	52.5	Jackson	2	0	0.0	0	0	0
Had Intercepted	34	16	O'Malley	1	38	38.0	0	0	0
PUNTS/AVERAGE	63/39.8	76/42.1	Swenson	1	4	4.0	4	0	0
PUNT RETURNS/AVG	41/11.5	39/13.7	Rowser	1	2	2.0	2	0	0
KICKOFF RETURNS/AVG	59/24.5	57/22.3	May	1	0	0.0	0	0	0
MISC. RETURNS/AVG	4/68	1/6	Jones	1	0	0.0	0	0	0
INTERCEPTIONS/RET.	16/18.3	34/13.1	BRONCOS	16	293	18.3	49	1	1
PENALTIES/YARDS	92/785	88/779	OPPONENTS	34	447	13.1	41	1	1
FUMBLES/BALL LOST	28/14	37/16	PUNTING	No.	Yds	Avg	LG	B	
TOTAL POINTS	254	307	Van Heusen	63	2510	39.8	64	0	0
Avg. Points per Game	18.1	21.9	OPPONENTS	76	3200	42.1	60	0	0
Touchdowns	28	35	PUNT RETURNS	Ret	FC	Yds	Avg	LG	TD
By Rushing	9	19	Upchurch	27	4	312	11.6	51	0
By Passing	15	14	Thompson	13	1	158	12.2	24	0
By Returns	4	2	Lynch	1	0	0	0.0	0	0
Field Goals	21/29	21/28	BRONCOS	41	5	470	11.5	51	0
Conversions	23/28	34/35	OPPONENTS	39	4	534	13.7	64	0

Score By Periods	1	2	3	4	OT	Total
BRONCOS	36	86	41	88	3	254
OPPONENTS	54	81	88	84	0	307

SCORING	TD	Ru	Pa	Rt	PAT	FG	S	TP	KICKOFF RETURNS	No.	Yds	Avg	LG	TD
Turner	0	0	0	0	23/28	21/29	0	86	Upchurch	40	1084	27.1	59	0
Keyworth	4	3	1	0	0/0	0/0	0	24	Little	16	307	19.2	32	0
Dolbin	4	0	3	1	0/0	0/0	0	24	Ross	1	20	20.0	20	0
Little	4	2	2	0	0/0	0/0	0	24	Sevenson	1	20	20.0	20	0
Lynch	4	3	1	0	0/0	0/0	0	24	Maples	1	15	15.0	15	0
Odoms	4	0	3	1	0/0	0/0	0	24	BRONCOS	59	1446	24.5	58	0
Upchurch	3	1	2	0	0/0	0/0	0	18	OPPONENTS	57	1273	22.3	39	0
Moses	2	0	2	0	0/0	0/0	0	12	FIELD GOAL BREAKDOWN					
Van Heusen	1	0	1	0	0/0	0/0	0	6	Distance	1-19	20-29	30-39	40-49	50+
Gradishar	1	0	0	1	0/0	0/0	0	6	Turner	1/1	7/9	8/10	3/6	2/3
Smith	1	0	0	1	0/0	0/0	0	6	OPP	2/2	8/9	4/6	1/3	1/4
BRONCOS	28	9	15	4	23/28	21/29	0	254	Turner (23G) (35G,39G,32G) (22G,39G,36G) (25G,48G,53G)					
OPPONENTS	35	19	14	2	34/35	21/28	0	307	(41N) (22N,53G) (38G) (22G, 46G) (52N,32N)					

(22G,23N,25G) (40N,18G) (47G,29G) (39G,39G,41N,35N)

SACKS: Alzado 7, P. Smith 4.5, Chavous 4.5, Gradishar 3, T. Jackson 3, Carter 2, Grant 2, Olsen 1. TOTAL: 27

PASSING	Att.	Comp.	Yds.	Cmp.%	Yd./Att.	Tkd/Yds	TD	TD%	Int.	Int.%	LG	Rtg.
Ramsey	233	128	1562	54.9	6.70	23/187	9	3.8	14	6.0	166	63.4
Johnson	142	65	1021	45.8	7.19	10/79	5	3.5	12	8.5	190	45.4
Hufnagel	51	16	287	31.4	5.62	13/84	1	2.0	8	15.7	80	18.8
Van Heusen	1	1	30	100.0	30.00	0/0	0	0.0	0	0.0	30	119.0
BRONCOS	427	210	2900	49.2	6.79	47/359	15	3.5	34	8.0	190	-
OPPONENTS	348	181	2245	52.5	6.45	27/213	14	4.0	16	4.6	69	-

1976 FINAL STATISTICS (9-5)

Date	W/L	Score	Opponent	Attend.	RUSHING	No.	Yds.	Avg	LG	TD
Sept 12	L	7-17	at Cincinnati	53,464	Armstrong	247	1008	4.1	31	5
Sept 19	W	46-3	N.Y. Jets	62,519	Keyworth	122	349	2.9	13	3
Sept 26	W	44-13	Cleveland	62,758	Weese	23	142	6.2	20	0
Oct 3	W	26-0	San Diego	62,486	Perrin	37	118	3.2	14	2
Oct 10	L	3-17	at Houston	47,928	Kick	31	114	3.7	19	1
Oct 17	L	10-17	Oakland	63,241	Upchurch	6	71	11.8	25	1
Oct 24	W	35-26	at Kansas City	57,961	Ramsey	13	51	3.9	15	0
Oct 31	L	6-19	at Oakland	52,169	Odoms	3	36	12.0	115	2
Nov 7	W	48-13	Tampa Bay	62,503	Frankowiak	12	25	2.1	7	0
Nov 14	W	17-0	at San Diego	32,017	Van Heusen	1	20	20.0	20	0
Nov 21	W	14-13	N.Y. Giants	62,961	Dolbin	2	5	2.5	8	0
Nov 28	L	14-38	at New England	61,128	Penrose	2	-3	-1.5	-1	0
Dec 5	W	17-16	Kansas City	57,995	Moses	1	-4	-4.0	-4	0
Dec 12	W	28-14	at Chicago	44,459	BRONCOS	500	1932	3.9	31	14
					OPPONENTS	495	1709	3.5	26	14

Team Statistics	Den	Opp	RECEIVING	No.	Yds	Avg	LG	TD
TOTAL FIRST DOWNS	239	222	Armstrong	39	457	11.7	136	1
Rushing	106	90	Odoms	30	477	15.9	47	3
Passing	114	104	Moses	25	498	19.9	171	7
Penalty	19	28	Keyworth	22	201	9.1	31	1
Third-Down Efficiency	69/193	73/222	Dolbin	19	354	18.6	40	1
TOTAL NET YARDS	4136	3735	Upchurch	12	340	28.3	159	1
Avg. Per Game	295.4	266.8	Kick	10	78	7.8	19	1
Total Plays	901	903	Frankowiak	4	42	10.5	11	0
Avg. Gain Per Play	4.6	4.1	Perrin	4	35	8.8	15	0
NET YARDS RUSHING	1932	1709	Schultz	2	29	14.5	16	0
Avg. Per Game	138.0	122.1	Lyons	1	-1	-1.0	-1	0
Total Rushes	500	495	BRONCOS	168	2510	14.9	171	15
Avg. Per Rush	3.9	3.5	OPPONENTS	214	2268	10.6	58	8
NET YARDS PASSING	2204	2026	INTERCEPTIONS	No.	Yds	Avg	LG	TD
Avg. Per Game	157.4	144.7	Jackson	7	136	19.4	146	1
Sacked/Yards Lost	48/306	32/242	Rowser	4	104	26.0	141	2
Gross Yards	2510	2268	Foley	4	95	23.8	34	0
Att./Completions	353/188	391/214	Gradishar	3	44	14.7	131	1
Completion Pct.	47.6	54.7	Swenson	2	31	15.5	26	0
Had Intercepted	22	24	Jones	2	7	3.5	7	0
PUNTS/AVERAGE	84/35.1	91/37.2	Rizzo	1	8	8.0	8	0
NET PUNTING AVG	29.9	28.5	Polt	1	0	0.0	0	0
PUNT RETURNS/AVG	51/12.5	43/8.7	Wright	0	32	0.0	0	0
KICKOFF RETURNS/AVG	46/23.4	50/24.1						
MISC. RETURNS/AVG	12/5.7	8/0.9						
INTERCEPTIONS/RET.	24/19.0	22/11.8						
PENALTIES/YARDS	105/986	88/715						
FUMBLES/BALL LOST	23/12	23/13						
TOUCHDOWNS	39	25						
Rushing	14	14						
Passing	15	8						
Returns	10	3						
EXTRA POINTS/ATT	36/39	20/25						
FIELD GOALS/ATT	15/21	12/27						
TOTAL POINTS	315	206						

Score By Periods	1	2	3	4	OT	Total
BRONCOS	70	71	88	86		315
OPPONENTS	30	87	36	83		206

Score By Periods	1	2	3	4	OT	Total	PUNT RETURNS	Ret	FC	Yds	Avg	LG	TD
BRONCOS	70	71	88	86		315	Upchurch	39	3	536	13.7	192	4
OPPONENTS	30	87	36	83		206	Thompson	6	0	60	10.0	20	0

1977 FINAL STATISTICS (12-2)

Date	W/L	Score	Opponent	Attend.	RUSHING	No.	Yds.	Avg	LG	TD
Sept 18	W	7-0	St. Louis	75,002	Armstrong	130	489	3.8	35	4
Sept 25	W	26-6	Buffalo	74,737	Perrin	110	455	4.1	62	3
Oct 2	W	24-13	at Seattle	53,108	Lytle	104	408	3.9	21	1
Oct 9	W	23-7	Kansas City	74,718	Keyworth	83	311	3.7	16	1
Oct 16	W	30-7	at Oakland	53,616	Jensen	40	143	3.6	12	1
Oct 23	W	24-13	at Cincinnati	54,395	Morton	31	125	4.0	15	4
Oct 30	L	14-24	Oakland	75,007	Weese	11	55	5.1	21	1
Nov 6	W	21-7	Pittsburgh	74,967	Penrose	4	24	6.0	17	0
Nov 13	W	17-14	at San Diego	45,211	Upchurch	1	19	19.0	119	1
Nov 20	W	14-7	at Kansas City	54,050	Dolbin	2	12	6.0	14	0
Nov 27	W	27-13	Baltimore	74,939	Kilck	1	1	1.0	1	0
Dec 4	W	24-14	at Houston	46,875	Dilts	1	0	0.0	0	0
Dec 11	W	17-9	San Diego	74,905	Moses	5	-1	-2	8	0
Dec 18	L	6-14	at Dallas	63,752	BRONCOS OPPONENTS	523 470	2043 1530	3.9 3.3	62 65	16 5

Team Statistics	Den	Opp	RECEIVING			No.	Yds	Avg	LG	TD	
TOTAL FIRST DOWNS	223	217	Odoms	37	429	11.6	33	3			
Rushing	101	77	Moses	27	539	20.0	35	4			
Passing	107	123	Dolbin	26	443	17.0	181	3			
Penalty	15	17	Armstrong	18	128	7.1	20				
Third-Down Made/Att.	72/210	71/221	Lytle	17	198	11.6	147	1			
Third-Down Efficiency	34%	32%	Upchurch	12	245	20.4	45	2			
TOTAL NET YARDS	3906	3774	Keyworth	11	48	4.4	14	0			
Avg. Per Game	279.0	269.6	Perrin	6	106	17.8	141	1			
Total Plays	887	941	Jensen	4	63	15.8	34	0			
Avg. Gain Per Play	4.4	4.0	Egloff	2	27	13.5	20	0			
NET YARDS RUSHING	2043	1530	Turner	2	14	7.0	11	0			
Avg. Per Game	145.9	109.3	Kick	1	25	25.0	125	1			
Total Rushes	523	470	BRONCOS	163	2265	13.9	181	15			
Avg. Per Rush	3.9	3.3	OPPONENTS	235	2556	10.0	51	9			
NET YARDS PASSING	1863	2244	INTERCEPTIONS			No.	Yds	Avg	LG	TD	
Avg. Per Game	133.1	160.3	Thompson	5	122	24.4	38	0			
Sacked/Yards Lost	50/402	35/312	Jackson, T.	4	95	23.8	173	1			
Gross Yards	2265	2556	Wright	3	128	42.7	59	1			
Att./Completions	314/163	426/235	Gradishar	3	56	18.7	28	0			
Completion Pct.	51.9	55.2	Rizzo	3	49	16.3	38	0			
Had Intercepted	12	25	Foley	3	22	7.3	11	0			
PUNTS/AVERAGE	91/39.2	95/40.7	Jackson, B.	1	13	13.0	13	0			
NET PUNTING AVG	33.7	31.3	Smith	1	6	6.0	6	0			
PUNT RETURNS/AVG	58/12.3	54/7.4	Evans	1	0	0.0	0	0			
KICKOFF RETURNS/AVG	34/21.5	50/21.7	Swenson	1	0	0.0	0	0			
INTERCEPTIONS/RET.	25/19.6	12/14.3	BRONCOS	25	491	19.6	173	2			
PENALTIES/YARDS	91/883	97/718	OPPONENTS	12	172	14.3	29	0			
FUMBLES/BALL LOST	28/15	27/14	PUNTING			No.	Yds	Avg	TB	in20	LG
TOUCHDOWNS	34	18	Dilts	90	3525	39.2	5	20	63		
Rushing	16	5	Weese	1	38	38.0	0	0	38		
Passing	15	11	BRONCOS	91	3563	39.2	5	20	63		
Returns	3	2	OPPONENTS	95	3868	40.7	9	13	74		
EXTRA POINTS/ATTEMPTS	31/34	16/18									
FIELD GOALS/ATTEMPTS	13/19	8/22									
TOTAL POINTS	274	148									

Score By Periods	1	2	3	4	OT	Total
BRONCOS	68	72	60	74		274
OPPONENTS	45	46	40	17		148

SCORING	TD	Ru	Pa	Rt	PAT	FG	S	TP
Turner	1	0	1	0	31/34	13/19	0	76
Armstrong	4	4	0	0	0/0	0/0	0	24
Moses	4	0	4	0	0/0	0/0	0	24
Morton	4	4	0	0	0/0	0/0	0	24
Perrin	4	3	1	0	0/0	0/0	0	24
Upchurch	4	1	2	1	0/0	0/0	0	24
Dolbin	3	0	3	0	0/0	0/0	0	18
Odoms	3	0	3	0	0/0	0/0	0	18
Lytle	2	1	1	0	0/0	0/0	0	12
Wright	1	0	0	1	0/0	0/0	0	6
Keyworth	1	1	0	0	0/0	0/0	0	6
Jensen	1	1	0	0	0/0	0/0	0	6
Weese	1	1	0	0	0/0	0/0	0	6
Jackson	1	0	0	1	0/0	0/0	0	6
BRONCOS	34	16	15	3	31/34	13/19	0	274
OPPONENTS	18	5	11	2	16/18	8/22	0	148

FIELD GOAL BREAKDOWN	Distance	1-19	20-29	30-39	40-49	50+	Total
Turner	0/0	3/4	7/10	3/5	0/0	0/0	13/19
OPP	1/1	2/3	1/5	4/9	0/4	8/22	

SACKS: Alzado 8, Chavous 8, Carter 6, T. Jackson 4, Manor 4, Gradishar 3, Swenson 2, Rizzo 1, Thompson 1. TOTAL: 37

PASSING	Att.	Comp.	Yds.	Cmp.%	Yd./Att.	TD	TD%	Int.	Int.%	LG	Tkd/Yds	Rtg.
Morton	254	131	1829	51.6	7.59	14	5.5	8	3.1	181	43/338	82.1
Penrose	40	21	217	52.5	5.43	0	0.0	4	10.0	35	5/49	28.9
Weese	20	11	119	55.0	5.95	1	5.0	0	0.0	31	2/15	89.4
BRONCOS	314	163	2265	51.9	7.21	15	4.8	12	3.8	181	50/402	75.6
OPPONENTS	426	235	2556	55.2	6.00	11	2.6	25	5.9	51	35/312	57.2

1978 FINAL STATISTICS (10-6)

Date	W/L	Score	Opponent	Attend.	RUSHING	No.	Yds.	Avg	LG	TD
Sept 3	W	14-6	Oakland	74,904	Perrin	108	455	4.2	28	4
Sept 11	L	9-12	at Minnesota (OT)	46,508	Keyworth	112	444	4.0	30	3
Sept 17	W	27-14	San Diego	74,983	Armstrong	112	381	3.4	20	1
Sept 24	W	23-17	at Kansas City (OT)	60,593	Canada	79	365	4.6	47	3
Oct 1	W	28-7	Seattle	74,989	Lytle	81	341	4.2	25	2
Oct 8	L	0-23	at San Diego	50,077	Preston	66	296	4.5	16	1
Oct 16	W	16-7	Chicago	75,008	Morton	17	71	4.2	12	0
Oct 22	L	6-7	at Baltimore	54,057	Weese	17	48	2.8	8	1
Oct 29	W	20-17	at Seattle (OT)	62,948	Upchurch	5	31	6.2	11	0
Nov 5	L	28-31	N.Y. Jets	74,983	Foley	1	14	14.0	14	0
Nov 12	W	19-7	at Cleveland	70,856	Odoms	2	5	2.5	7	0
Nov 19	W	16-3	Green Bay	74,965	Penrose	1	0	0.0	0	0
Nov 23	L	14-17	at Detroit	71,785	BRONCOS OPPONENTS	601	2451	4.0	47	15
Dec 3	W	21-6	at Oakland	53,932		549	1979	3.6	76	12
Dec 10	W	24-3	Kansas City	74,149						
Dec 16	L	17-21	Pittsburgh	74,104						

Team Statistics	Den	Opp	RECEIVING	No.	Yds	Avg	LG	TD
TOTAL FIRST DOWNS	294	251	Odoms	54	829	15.4	142	6
Rushing	129	106	Moses	37	744	20.1	42	5
Passing	137	120	Dolbin	24	284	11.8	21	0
Penalty	28	25	Preston	24	199	8.3	21	1
Third-Down Made/Att.	81/226	88/249	Keyworth	21	166	7.9	20	1
Third-Down Efficiency	36%	35%	Upchurch	17	210	12.4	129	1
TOTAL NET YARDS	4829	4448	Armstrong	12	98	8.2	19	1
Avg. Per Game	301.8	278.0	Perrin	10	54	5.4	13	1
Total Plays	1039	1016	Canada	6	37	6.2	12	0
Avg. Gain Per Play	4.6	4.4	Lytle	6	37	6.2	10	0
NET YARDS RUSHING	2451	1979	Egloff	4	33	8.3	15	1
Avg. Per Game	143.2	123.7	Kinney	1	23	23.0	23	0
Total Rushes	601	549	Turner	1	-4	-4.0	-4	0
NET YARDS PASSING	2378	2469	BRONCOS OPPONENTS	217	2710	12.4	42	17
Avg. Per Game	148.6	154.3		246	2712	11.0	175	9

INTERCEPTIONS	No.	Yds	Avg	LG	TD
Jackson, B.	6	128	21.2	38	0
Foley	6	84	14.0	30	0
Gradishar	4	19	4.8	8	0
Thompson	4	0	0.0	0	0
Jackson, T.	3	28	9.3	128	1
Rizzo	3	10	3.3	10	0
Turk	2	36	18.0	22	0
Wright	2	2	1.0	2	0
Swenson	1	0	0.0	0	0
BRONCOS OPPONENTS	31	307	9.9	38	1
	17	195	11.5	61	0

PUNTING	No.	Yds	Avg	TB	in20	LG	B
Dilts	96	3494	36.4	6	23	73	0
OPPONENTS	86	3510	40.8	15	14	60	2

PUNT RETURNS	Ret	FC	Yds	Avg	LG	TD
Upchurch	36	2	493	13.7	175	1
Preston	10	0	68	6.8	23	0
West	3	2	20	6.7	12	0
Thompson	1	0	3	3.0	3	0
Pane	1	0	-2	-2.0	1	0
BRONCOS OPPONENTS	51	4	582	11.4	175	1
	47	21	226	4.8	55	0

KICKOFF RETURNS	No.	Yds	Avg	LG	TD
Perrin	12	256	21.3	33	0
Jackson, B.	9	209	23.2	40	0
Upchurch	8	222	27.8	41	0
Preston	7	154	22.0	32	0
Keyworth	2	24	12.0	13	0
Pane	1	29	29.0	29	0
West	1	24	24.0	24	0
Schultz	1	20	20.0	20	0
Turk	1	14	14.0	14	0
BRONCOS OPPONENTS	42	952	22.6	41	0
	52	1223	23.5	51	0

FIELD GOAL BREAKDOWN	Distance	1-19	20-29	30-39	40-49	50+	Total
Turner	1/1	3/4	3/7	4/8	0/2	11/22	
OPP	2/3	8/9	4/7	3/8	0/0	11/27	

SACKS: Alzado 9, Carter 6.5, Chavous 4, T. Jackson 3, Latimer 2, Rizzo 2, Swenson 1.5, Grant 1.5, Nairne 1, Manor 0.5. TOTAL: 31

PASSING	Att.	Comp.	Yds.	Cmp.%	Yd./Att.	TD	TD%	Int.	Int.%	LG	Tkd/Yds	Rtg.
Morton	267	146	1802	54.7	6.75	11	4.1	8	3.0	142	36/238	76.9
Weese	87	55	723	63.2	8.31	4	4.6	5	5.7	31	12/94	80.9
Penrose	37	16	185	43.2	5.00	2	5.4	4	10.8	29	0/0	37.3
BRONCOS	391	217	2710	55.5	6.93	17	4.3	17	4.3	142	48/332	73.6
OPPONENTS	438	246	2712	56.2	6.19	9	2.1	31	7.1	175	30/243	52.2

1979 FINAL STATISTICS (10-6)

Date	W/L	Score	Opponent	Attend.	Keyworth	81	323	4.0	17	1
Sept 2	W	10-0	Cincinnati	74,788	Preston	43	169	3.9	18	1
Sept 6	L	9-13	Los Angeles	74,884	Canada	36	143	4.0	17	0
Sept 16	W	20-17	at Atlanta (OT)	57,677	Weese	18	116	6.4	20	3
Sept 23	W	37-34	Seattle	74,879	Prestridge	1	29	29.0	29	0
Sept 30	L	3-27	at Oakland	52,632	Morton	22	17	0.8	7	1
Oct 7	W	7-0	San Diego	74,997	Upchurch	3	17	5.7	18	0
Oct 14	W	24-10	at Kansas City	74,292	Dixon	3	9	3.0	7	0
Oct 22	L	7-42	at Pittsburgh	49,899	Odums	1	-7	-7.0	-7	0
Oct 28	W	20-3	Kansas City	74,908	BRONCOS	524	2040	3.8	30	13
Nov 4	W	10-3	New Orleans	74,482	OPPONENTS	502	1693	3.4	72	16
Nov 11	W	45-10	New England	74,379	RECEIVING	No.	Yds	Avg	Long	TD
Nov 18	W	38-28	at San Francisco	42,910	Upchurch	64	937	14.6	47	7
Nov 25	L	10-14	Oakland	74,186	Moses	54	943	17.5	164	6
Dec 2	W	19-16	at Buffalo	37,886	Odums	40	638	16.0	45	1
Dec 8	L	23-28	at Seattle	60,038	Jensen	19	144	7.6	125	1
Dec 17	L	7-17	at San Diego	51,906	Preston	19	137	7.2	19	1

Team Statistics	Den	Opp
TOTAL FIRST DOWNS	306	273
Rushing	130	100
Passing	149	146
Penalty	27	27
Third-Down Made/Att.	77/222	95/248
Third-Down Efficiency	35%	38%
TOTAL NET YARDS	5142	4852
Avg. Per Game	321.4	303.3
Total Plays	1044	1033
Avg. Gain Per Play	4.9	4.7
NET YARDS RUSHING	2040	1963
Avg. Per Game	127.5	105.8
Total Rushes	524	502
NET YARDS PASSING	3102	3159
Avg. Per Game	193.9	197.4
Sacked/Yards Lost	44/331	19/162
Gross Yards	3433	3321
Att./Completions	476/260	512/296
Completion Pct.	55%	58%
Had Intercepted	23	19
PUNTS/AVERAGE	89/39.9	88/42.1
NET PUNTING YARDS	33.0	34.1
PENALTIES/AVG	116/1006	118/1033
FUMBLES/BALL LOST	35/18	30/19
TOUCHDOWNS	36	31
Rushing	13	16
Passing	18	11
Returns	5	4
TOTAL POINTS	289	262

Score By Periods	1	2	3	4	OT	Total
BRONCOS	64	83	99	40	3	289
OPPONENTS	37	107	44	74	0	262

SCORING	TD	Ru	Pa	Rt	PAT	FG	S	TP
Turner	0	0	0	0	32/34	13/21	0	71
Upchurch	0	0	7	0	0/0	0/0	0	42
Moses	6	0	6	0	0/0	0/0	0	36
Lytle	4	4	0	0	0/0	0/0	0	24
Weese	3	3	0	0	0/0	0/0	0	18
Armstrong	3	2	1	0	0/0	0/0	0	12
Preston	2	1	1	0	0/0	0/0	0	12
Jensen	2	1	1	0	0/0	0/0	0	6
Morton	1	1	0	0	0/0	0/0	0	6
Keyworth	1	1	0	0	0/0	0/0	0	6
Odums	1	0	1	0	0/0	0/0	0	6
Studdard	1	0	0	1	0/0	0/0	0	6
Naime	1	0	0	1	0/0	0/0	0	6
Thompson	1	0	0	1	0/0	0/0	0	6
Wright	1	0	0	1	0/0	0/0	0	6
Carler	1	0	0	1	0/0	0/0	0	6
BRONCOS	36	13	18	5	32/34	13/21	1	289
OPPONENTS	31	16	11	4	31/31	15/26	0	262

RUSHING	No.	Yds.	Avg	LG	TD
Armstrong	108	453	4.2	26	2
Jensen	106	400	3.8	30	1
Lytle	102	371	3.6	19	4

PASSING	Att.	Comp.	Yds.	Cmp.%	Yd./Att.	TD	Int.	Int.%	LG	Tkd/Yds	Rtg.
Morton	370	204	2626	55.1	7.10	16	4	3.1	164	31/245	70.6
Weese	97	53	731	54.6	7.54	1	1.0	3	61	13/86	69.4
Penrose	5	2	44	40.0	8.80	0	0.0	1	20.0	29	70.3
Keyworth	1	1	32	100.0	32.00	0	0.0	0	0.0	0	39.5
Preston	1	0	0	0.0	0.00	0	0.0	0	0.0	0	39.5
Upchurch	1	0	0	0.0	0.00	0	0.0	0	0.0	0	39.5
Prestridge	1	0	0	0.0	0.00	0	0.0	0	0.0	0	39.5
BRONCOS	391	217	2710	55.5	6.93	17	4.3	17	4.3	142	48/332
OPPONENTS	438	246	2712	56.2	6.19	9	2.1	31	7.1	175	30/243

SACKS: Manor 6.5, Chavous 4, T. Jackson 3.5, Evans 1.5, Latimer 1, Radford 1, Thompson 1, Grant 1. **TOTAL:** 19

1980 FINAL STATISTICS (8-8)

Date	W/L	Score	Opponent	Attend.	RUSHING	No.	Yds.	Avg	LG	TD
Sept 7	L	6-27	at Philadelphia	70,307	Jensen	101	476	4.7	32	2
Sept 14	W	41-20	Dallas	74,919	Armstrong	106	470	4.4	20	4
Sept 21	L	13-30	San Diego	74,970	Preston	111	385	3.5	19	4
Sept 29	L	14-23	at New England	59,602	Lytle	57	223	3.9	35	1
Oct 5	W	19-16	at Cleveland	81,065	Keyworth	38	127	3.3	14	1
Oct 13	W	20-17	Washington	74,657	McCutcheon	12	52	4.3	12	0
Oct 19	L	17-23	Kansas City	74,459	Upchurch	5	49	9.8	21	0
Oct 26	W	14-9	at N.Y. Giants	67,598	Robinson	21	47	2.2	22	3
Nov 2	L	16-20	Houston	74,717	Morton	21	29	1.4	9	1
Nov 9	W	20-13	at San Diego	51,435	Morrehead	2	7	3.5	4	0
Nov 16	W	31-24	N.Y. Jets	72,114	Knapple	6	0	0.0	9	0
Nov 23	W	36-20	Seattle	73,274	BRONCOS	480	1865	3.9	35	16
Dec 1	L	3-9	at Oakland	51,583	OPPONENTS	554	2117	3.8	55	10
Dec 7	L	14-31	at Kansas City	40,237	RECEIVING	No.	Yds	Avg	LG	TD
Dec 14	L	21-24	Oakland	73,974	Jensen	49	377	7.7	28	1
Dec 21	W	25-17	at Seattle	51,853	Upchurch	46	605	13.2	35	3

Team Statistics	Den	Opp
TOTAL FIRST DOWNS	286	303
Rushing	107	125
Passing	158	158
Penalty	21	20
Third-Down Made/Att.	64/223	91/228
Third-Down Efficiency	38%	40%
TOTAL NET YARDS	4642	5242
Avg. Per Game	290.1	327.6
Total Plays	992	1043
Avg. Gain Per Play	4.7	5.0
NET YARDS RUSHING	1865	2117
Avg. Per Game	116.6	132.3
Total Rushes	480	554
NET YARDS PASSING	2777	3125
Avg. Per Game	173.6	195.3
Sacked/Yards Lost	44/330	39/324
Gross Yards	3107	3449
Att./Completions	467/262	449/270
Completion Pct.	56%	60%
Had Intercepted	25	16
Average per Pass Play	5.4	6.4
PUNTS/AVERAGE	70/43.9	70/41.6
NET PUNTING AVG	35.9	34.1
TOTAL RETURN YARDAGE	2041	2021
Punt Returns/Average	42/9.7	52/8.5
Kickoff Returns/Average	62/20.8	55/21.6
Intercept. Ret./Average	16/21.4	25/15.6
PENALTIES/YARDS	93/899	101/850
FUMBLES/BALL LOST	26/13	26/12
TOUCHDOWNS	33	34
Rushing	16	10
Passing	14	20
Returns	3	4
Extra Points Made/Attempts	32/33	32/34
Field Goals Made/Attempts	26/34	29/40
TOTAL POINTS	310	323

Score By Periods	1	2	3	4	OT	Total
BRONCOS	63	90	86	71	--	310
OPPONENTS	39	158	38	88	--	323

SCORING	TD	Ru	Pa	Rt	PAT	FG	S	TP
Steinfert	0	0	0	0	32/33	28/34	0	110
Odums	6	0	6	0	0/0	0/0	0	36
Moses	4	0	4	0	0/0	0/0	0	24
Preston	4	4	0	0	0/0	0/0	0	24
Armstrong	4	4	0	0	0/0	0/0	0	24
Robinson	3	3	0	0	0/0	0/0	0	18
Upchurch	3	0	3	0	0/0	0/0	0	18
Jensen	3	2	1	0	0/0	0/0	0	18
Lytle	1	1	0	0	0/0	0/0	0	6
Morton	1	1	0	0	0/0	0/0	0	6
Gradishar	1	0	0	1	0/0	0/0	0	6
Latimer	1	0	0	1	0/0	0/0	0	6
Keyworth	1	1	0	0	0/0	0/0	0	6
Thompson	1	0	0	1	0/0	0/0	0	6
Jones	0	0	0	0	0/0	0/0	0	2
BRONCOS	33	16	14	3	32/33	26/34	1	310
OPPONENTS	34	10	20	4	32/34	29/40	0	323

Score By Periods	1	2	3	4	OT	Total
BRONCOS	63	90	86	71	--	310
OPPONENTS	39	158	38	88	--	323

SCORING	TD	Ru	Pa	Rt	PAT	FG	S	TP
Steinfert	0	0	0	0	32/33	28/34	0	110
Odums	6	0	6	0	0/0	0/0	0	36
Moses	4	0	4	0	0/0	0/0	0	24
Preston	4	4	0	0	0/0	0/0	0	24
Armstrong	4	4	0	0	0/0	0/0	0	24
Robinson	3	3	0	0	0/0	0/0	0	18
Upchurch	3	0	3	0	0/0	0/0	0	18
Jensen	3	2	1	0	0/0	0/0	0	18
Lytle	1	1	0	0	0/0	0/0	0	6
Morton	1	1	0	0	0/0	0/0	0	6
Gradishar	1	0	0	1	0/0	0/0	0	6
Latimer	1	0	0	1	0/0	0/0	0	6
Keyworth	1	1	0	0	0/0	0/0	0	6
Thompson	1	0	0	1	0/0	0/0	0	6
Jones	0	0	0	0	0/0	0/0	0	2
BRONCOS	33	16	14	3	32/33	26/34	1	310
OPPONENTS	34	10	20	4	32/34	29/40	0	323

FIELD GOAL BREAKDOWN	TD	1-19	20-29	30-39	40-49	50+	Total
Distance	2/2	5/5	4/5	10/14	5/8	5/8	26/34
OPP	2/2	9/11	10/14	7/9	1/4	29/40	

SACKS: Jones 11.5, Boyd 9, T. Jackson 5.5, Chavous 4.5, Carter 3.5, Manor 2, Latimer 1, Evans 1, Gradishar 1. **TOTAL:** 39

PASSING	Att.	Comp.	Yds.	Cmp.%	Yd./Att.	TD	Int.	Int.%	LG	Tkd/Yds	Rtg.
Morton	301	183	2150	60.8	7.14	12	4.0	13	4.3	41	26/190
Robinson	182	78	942	48.1	5.81	2	1.2	12	7.4	52	17/136
Knapple	4	1	15	25.0	3.75	0	0.0	0	0.0	15	0/0
McCutcheon	0	0	0	0.0	0.00	0	0.0	0	0.0	0	1/4
BRONCOS	467	262	3107	56.1	6.65	14	3.0	25	5.4	52	44/330
OPPONENTS	449	270	3449	60.1	7.68	20	4.5	16	3.6	156	39/324

1981 FINAL STATISTICS (10-6)

Date	W/L	Score	Opponent	Attend.	RUSHING	No.	Yds.	Avg	LG	TD
Sept 6	W	9-7	Oakland	74,796	Parros	176	749	4.3	25	2
Sept 13	L	10-13	at Seattle	58,513	Preston	183	640	3.5	23	3
Sept 20	W	28-10	Baltimore	74,804	Reed	68	156	2.3	10	0
Sept 27	W	42-24	San Diego	74,844	Canada	33	113	3.4	11	3
Oct 4	W	17-0	at Oakland	51,035	Lytle	30	106	3.5	18	4
Oct 11	W	27-21	Detroit	74,816	Upchurch	5	56	11.2	37	0
Oct 18	L	14-28	at Kansas City	74,672	DeBerg	9	40	4.4	11	0
Oct 25	L	7-9	at Buffalo	77,757	Morton	8	18	2.3	5	0
Nov 2	W	19-17	Minnesota	74,834	Wright	1	11	11.0	11	0
Nov 8	W	23-20	Cleveland (OT)	74,859	Watson	2	6	3.0	6	0
Nov 15	W	24-7	at Tampa Bay	64,518	BRONCOS	515	1895	3.7	37	12
Nov 22	L	21-38	at Cincinnati	57,207	OPPONENTS	467	1992	4.3	182	17
Nov 29	L	17-34	at San Diego	51,533						
Dec 6	W	16-13	Kansas City	74,744	RECEIVING	No.	Yds	Avg	LG	TD
Dec 13	W	23-13	Seattle	74,527	Watson	60	1244	20.7	195	13
Dec 20	L	24-35	at Chicago	40,125	Preston	52	507	9.8	37	0

Team Statistics	Den	Opp
TOTAL FIRST DOWNS	306	268
Rushing	91	103
Passing	181	142
Penalty	34	23
Third-Down Made/Att.	86/230	74/219
Third-Down Efficiency	37%	34%
TOTAL NET YARDS	5426	4860
Avg. Per Game	339.1	303.8
Total Plays	1062	999
Avg. Gain Per Play	5.1	4.9
NET YARDS RUSHING	1895	1992
Avg. Per Game	118.4	124.5
Total Rushes	515	467
Avg. Per Rush	3.7	4.3
NET YARDS PASSING	3531	2868
Avg. Per Game	220.7	179.3
Sacked/Yards Lost	61/461	36/295
Gross Yards	3992	3163
Att./Completions	485/289	497/267
Completion Pct.	60%	54%
Had Intercepted	21	23
Average per Pass Play	6.5	5.4
PUNTS/AVERAGE	86/40.4	88/43.1
NET PUNTING AVG	34.8	36.0
TOTAL RETURN YARDAGE	1584	1800
Punt Returns/Average	51/8.6	46/8.4
Kickoff Returns/Average	47/17.0	47/21.4
Intercept. Ret./Average	23/14.9	21/19.3
PENALTIES/YARDS	99/832	104/949
FUMBLES/BALL LOST	26/18	36/23
TOUCHDOWNS	39	35
Rushing	12	17
Passing	27	13
Returns	0	5
Extra Points Made/Attempts	36/38	34/35
Field Goals Made/Attempts	17/30	15/27
TOTAL POINTS	289	289

Score By Periods	1	2	3	4	OT	Total
BRONCOS	67	91	74	86	3	321
OPPONENTS	67	80	71	75	0	289

SCORING	TD	Ru	Pa	Rt	PAT	FG	S	TP
Steinfort	0	0	0	0	36/37	17/30	0	87
Watson	13	0	13	0	0/0	0/0	0	78
Lytle	5	4	1	0	0/0	0/0	0	30
Odums	5	0	5	0	0/0	0/0	0	30
Canada	4	3	1	0	0/0	0/0	0	24
Upchurch	3	0	3	0	0/0	0/0	0	18
Parros	3	2	1	0	0/0	0/0	0	18
Preston	3	3	0	0	0/0	0/0	0	18
Egloff	1	0	1	0	0/0	0/0	0	6
Wright	1	0	1	0	0/0	0/0	0	6
Moses	1	0	1	0	0/0	0/0	0	6
Prestidge	0	0	0	0	0/1	0/0	0	0
BRONCOS	39	12	27	0	36/38	17/30	0	321
OPPONENTS	35	17	13	5	34/35	15/27	0	289

FIELD GOAL BREAKDOWN	Distance	1-19	20-29	30-39	40-49	50+	Total
Steinfort	0/0	6/9	5/11	6/8	0/2	17/30	
OPP	0/0	5/6	4/6	5/11	1/4	15/27	

SACKS:	Jones 9.5,	Chavous 4,	Manor 4,	Carter 3,	Swenson 3,	Latimer 2.5,	Evans 2,	Boyd 1,	Gradishar 1,	Thompson 1,	Wright 1.	TOTAL: 32
--------	------------	------------	----------	-----------	------------	--------------	----------	---------	--------------	-------------	-----------	-----------

PASSING	Att.	Comp.	Yds.	Cmp.%	Yd./Att.	TD	TD%	Int.	Int.%	LG	Tkd/Yds	Rtg.
Morton	376	225	3195	59.8	8.50	21	5.6	14	3.7	195	54/394	90.5
DeBerg	108	64	797	59.3	7.38	6	5.6	6	5.6	44	7/67	77.5
Reed	1	0	0	0.0	0.00	0	0.0	0	0.0	0	0/0	0.0
BRONCOS	485	289	3992	59.6	8.23	227	5.6	21	4.3	195	61/461	86.7
OPPONENTS	497	267	3163	53.7	6.36	13	2.6	23	4.6	165	36/295	62.8

1982 FINAL STATISTICS (2-7)

Date	W/L	Score	Opponent	Attend.	RUSHING	No.	Yds.	Avg	LG	TD
Sept 12	L	3-23	San Diego	73,564	Willhite	70	347	5.0	23	2
Sept 19	W	24-21	San Francisco	73,899	Parros	77	277	3.6	14	1
Sept 26			at New Orleans	Cancelled	Winder	67	259	3.9	18	1
Oct 3			Pittsburgh	Cancelled	Preston	19	81	4.3	13	0
Oct 10			at N.Y. Jets	Cancelled	Poole	7	36	5.1	20	0
Oct 17			at Houston	Cancelled	DeBerg	8	27	3.4	16	1
Oct 24			Oakland	Cancelled	Herrmann	3	7	2.3	16	1
Oct 31			Buffalo	Cancelled	Lytle	2	2	1.0	2	0
Nov 7			at Seattle	Resched, Jan. 2	Watson	1	-4	-4.0	-4	0
Nov 14			at Kansas City	Cancelled	Wright	1	-4	-4.0	-4	0
Nov 21	L	10-17	Seattle	73,916	Upchurch	2	-10	-5.0	-3	0
Nov 28	L	20-30	at San Diego	47,629	BRONCOS	257	1018	4.0	23	6
Dec 5	L	27-34	Atlanta	73,984	OPPONENTS	293	935	3.2	46	8
Dec 12	W	27-24	at L.A. Rams	48,112						
Dec 19	L	16-37	Kansas City	74,192	RECEIVING	No.	Yds	Avg	LG	TD
Dec 26	L	10-27	at L.A. Raiders	44,160	Parros	37	259	7.0	24	2
Jan 2	L	11-13	at Seattle	43,145	Watson	36	555	15.4	41	2

Team Statistics	Den	Opp
TOTAL FIRST DOWNS	170	176
Rushing	52	53
Passing	103	104
Penalty	15	19
Third-Down Made/Att.	43/121	48/132
Third-Down Efficiency	36%	36%
TOTAL NET YARDS	2837	3169
Avg. Per Game	315.2	352.1
Total Plays	592	616
Avg. Gain Per Play	4.8	5.1
NET YARDS RUSHING	1018	935
Avg. Per Game	113.1	103.9
Total Rushes	257	293
Avg. Per Rush	4.0	3.2
NET YARDS PASSING	1819	2234
Avg. Per Game	202.1	248.2
Sacked/Yards Lost	24/200	16/116
Gross Yards	2019	2350
Att./Completions	311/181	307/172
Completion Pct.	58%	56%
Had Intercepted	19	12
Average per Pass Play	5.4	6.9
PUNTS/AVERAGE	45/45.0	42/39.4
NET PUNTING AVG	37.8	31.1
TOTAL RETURN YARDAGE	1229	1199
Punt Returns/Average	21/14.5	25/9.1
Kickoff Returns/Average	40/20.5	26/20.8
Intercept. Ret./Average	54/51.6	63/57.1
PENALTIES/YARDS	54/51.6	63/57.1
FUMBLES/BALL LOST	24/17	17/7
TOUCHDOWNS	16	25
Rushing	6	8
Passing	8	14
Returns	2	3
Extra Points Made/Attempts	15/16	25/25
Field Goals Made/Attempts	11/13	17/24
TOTAL POINTS	148	226

Score By Periods	1	2	3	4	OT	Total
BRONCOS	26	47	33	42	--	148
OPPONENTS	40	79	40	67	--	226

SCORING	TD	Ru	Pa	Rt	PAT	FG	S	TP
Karlis	0	0	0	0	15/16	11/13	0	48
Upchurch	5	0	3	2	0/0	0/0	0	30
Parros	3	1	2	0	0/0	0/0	0	18
Willhite	2	2	0	0	0/0	0/0	0	12
Watson	2	0	2	0	0/0	0/0	0	12
DeBerg	1	1	0	0	0/0	0/0	0	6
Winder	1	1	0	0	0/0	0/0	0	6
Herrmann	1	1	0	0	0/0	0/0	0	6
Wright	1	0	1	0	0/0	0/0	0	6
BRONCOS	16	6	8	2	15/16	11/13	2	148
OPPONENTS	25	8	14	3	25/25	17/24	0	226

FIELD GOAL BREAKDOWN	Distance	1-19	20-29	30-39	40-49	50+	Total
Karlis	2/2	3/3	3/4	3/4	0/0	11/13	
OPP	3/3	4/6	3/4	4/5	3/6	17/24	

SACKS:	Chavous 5,	Gradishar 2,	Jones 2,	Manor 2,	D. Smith 2,	T. Jackson 1,	Latimer 1,	Wright 1.	TOTAL: 16
--------	------------	--------------	----------	----------	-------------	---------------	------------	-----------	-----------

PASSING	Att.	Comp.	Yds.	Cmp.%	Yd./Att.	TD	TD%	Int.	Int.%	LG	Tkd/Yds	Rtg.
DeBerg	223	131	1405	58.7	6.30	7	3.1	11	4.9	151	16/130	67.1
Herrmann	60	32	421	53.3	7.02	1	1.7	4	6.7	39	4/48	53.4
Morton	26	18	193	69.2	7.42	0	0.0	3	11.5	20	3/19	51.0
Willhite	2	0	0	0.0	0.00	0	0.0	1	50.0	0	0/0	0.0
Upchurch	0	0	0	0.0	0.00	0	0.0	0	0.0	0	1/3	39.5
BRONCOS	311	181	2019	58.2	6.49	8	2.6	19	6.1	151	24/200	60.8
OPPONENTS	307	172	2350	56.0	7.65	14	4.6	12	3.9	186	16/116	79.6

1983 FINAL STATISTICS (9-7)

Date	W/L	Score	Opponent	Attend.	RUSHING	No.	Yds.	Avg	Long	TD
Sept 4	W	14-10	at Pittsburgh	58,233	Winder	196	757	3.9	52	3
Sept 11	W	17-10	at Baltimore	52,613	Poole	81	246	3.0	19	4
Sept 18	L	10-13	Philadelphia	74,202	Preston	57	222	3.9	28	1
Sept 25	L	7-22	L.A. Raiders	58,210	Willhite	43	188	4.4	124	3
Oct 2	L	14-31	at Chicago	58,210	Elway	28	146	5.2	23	1
Oct 9	W	26-14	Cincinnati	74,305	Parros	30	96	3.2	13	1
Oct 16	W	14-6	San Diego	74,581	Myles	8	52	6.5	16	0
Oct 23	W	27-24	Kansas City	74,640	DeBerg	13	28	2.2	11	1
Oct 30	W	19-27	at Seattle	61,189	Upchurch	6	19	3.2	9	0
Nov 6	L	20-22	at L.A. Raiders	51,945	Kubiak	4	17	4.3	8	1
Nov 13	L	20-22	at L.A. Raiders	74,710	Watson	3	17	7.0	10	0
Nov 20	W	38-27	Seattle	43,650	Prestridge	1	7	-11.0	-11	0
Nov 27	L	7-31	at San Diego	70,912	Wright, J.	1	-11	-11.0	-11	0
Dec 4	W	27-6	Cleveland	74,854	BRONCOS	471	1784	3.8	52	15
Dec 11	W	21-19	Baltimore	11,377	OPPONENTS	509	1938	3.8	29	14
Dec 18	L	17-48	at Kansas City							

Team Statistics	Den	Opp	RECEIVING	No.	Yds	Avg	Long	TD		
TOTAL FIRST DOWNS	292	321	Watson	59	1133	19.2	178	5		
Rushing	99	119	Upchurch	40	639	16.0	40	2		
Passing	155	185	Winder	23	150	6.5	17	0		
Penalty	38	17	Egloff	20	205	10.3	32	2		
Third-Down Made/Att.	68/213	92/235	Poole	20	184	9.2	23	0		
Third-Down Efficiency	32%	39%	Preston	17	137	8.1	25	1		
TOTAL NET YARDS	4811	5609	Willhite	14	153	10.9	126	1		
Avg. Per Game	300.7	350.6	Wright, J.	13	134	10.3	23	0		
Total Plays	1025	1099	Thomas	12	182	15.2	44	0		
Avg. Gain Per Play	4.7	5.1	Parros	12	126	10.5	133	2		
NET YARDS RUSHING	1784	1938	Sampson	10	200	20.0	149	3		
Avg. Per Game	111.5	121.1	Myles	7	119	17.0	33	1		
Total Rushes	471	509	Odums	4	62	15.5	21	0		
Avg. Per Rush	3.8	3.8	Sawyer	3	42	14.0	17	0		
NET YARDS PASSING	3027	3671	BRONCOS	254	3466	13.6	178	17		
Avg. Per Game	189.2	229.4	OPPONENTS	307	3988	13.0	172	18		
Sacked/Yards Lost	55/439	38/317	INTERCEPTIONS	No.	Yds	Avg	Long	TD		
Gross Yards	3466	3988	Wright, L.	6	50	8.3	34	0		
Att./Completions	499/254	552/307	Wilson	5	91	18.2	36	0		
Completion Pct.	50.9%	55.6%	Foley	5	28	5.6	16	0		
Had Intercepted	22	27	Harden	4	127	31.8	48	0		
Avg. per Pass Play	5.5	6.2	Smith	4	39	9.8	23	0		
PUNTS/AVERAGE	87/41.6	77/44.2	Jackson, R.	1	15	15.0	15	0		
NET PUNTING AVG	34.0	36.2	Gradihar	1	5	5.0	5	0		
TOTAL RETURN YARDAGE	1852	1629	Jackson, T.	1	0	0.0	0	0		
Punt Returns/Average	38/11.1	55/9.5	BRONCOS	27	355	13.1	48	0		
Kickoff Returns/Average	56/19.2	46/17.9	OPPONENTS	22	281	12.8	158	3		
Intercept. Ret./Average	27/13.1	22/12.8	PUNTING	No.	Yds	Avg	TB	In20	Lg	B
PENALTIES/YARDS	100/804	138/1097	Prestridge	87	3620	41.6	7	19	60	--
FUMBLES/BALL LOST	34/19	46/20	Opponents	77	3406	44.2	10	18	68	--
TOUCHDOWNS	34	36	Punt Returns	Ret	FC	Yds	Avg	Lg	TD	
Rushing	15	14	Thomas	33	9	368	11.2	170	1	
Passing	17	18	Upchurch	4	1	52	13.0	17	0	
Returns	2	4	Wright, J.	1	0	0	0.0	0	0	
Extra Points Made/Attempts	33/34	34/35								
Field Goals Made/Attempts	21/25	25/33								
TOTAL POINTS	302	327								

Score By Periods	1	2	3	4	OT	Total	BRONCOS				38	10	420	11.1	170	4	0	
BRONCOS	41	80	39	39	142	302	OPPONENTS				55	8	524	9.5	34	0	0	
OPPONENTS	85	87	76	79		327												
SCORING	TD	Ru	Pa	Rt	PAT	FG	S	TP	KICKOFF RETURNS				No.	Yds	Avg	Lg	TD	
Karlis	0	0	0	0	33/34	21/25	0	96	Thomas				28	573	20.5	42	0	
Watson	5	0	5	0	0/0	0/0	0	30	Wilson				24	485	20.2	32	0	
Poole	4	4	0	0	0/0	0/0	0	24	Studdard				2	8	4.0	8	0	
Willhite	4	3	1	0	0/0	0/0	0	24	Harden				1	9	9.0	9	0	
Parros	3	1	2	0	0/0	0/0	0	18	Jackson, T.				1	2	2.0	2	0	
Sampson	3	0	3	0	0/0	0/0	0	18	BRONCOS				56	1077	19.2	42	0	
Winder	3	3	0	0	0/0	0/0	0	18	OPPONENTS				46	824	17.9	42	0	
Egloff	2	0	2	0	0/0	0/0	0	12										
Preston	2	1	1	0	0/0	0/0	0	12	FIELD GOAL BREAKDOWN									
Upchurch	2	0	2	0	0/0	0/0	0	12	Distance				1-19	20-29	30-39	40-49	50+	Total
Chavous	1	0	0	1	0/0	0/0	0	6	Karlis				0/0	7/8	7/9	6/7	1/1	21/25
DeBerg	1	1	0	0	0/0	0/0	0	6	OPP				2/2	8/9	6/8	7/8	2/6	25/33
Elway	1	1	0	0	0/0	0/0	0	6										
Kubiak	1	1	0	0	0/0	0/0	0	6										
Myles	1	0	1	0	0/0	0/0	0	6	SACKS: T. Jackson 5.5, D. Smith 5, Chavous 4.5, Jones 4									
Thomas	1	0	0	1	0/0	0/0	0	6	Manor 3, Gradihar 2.5, Mecklenburg 2, Bowyer 2, Busick 2									
Jones	0	0	0	0	0/0	0/0	1	2	Woodard 2, Carter 1, R. Jackson 1, Wright 1, Latimer 0.5									
BRONCOS	34	15	17	2	33/34	21/25	1	302	TOTAL: 36									

PASSING	Att.	Comp.	Yds.	Cmp. %	Yd./Att.	TD	TD %	Int.	Int. %	LG	Tkd/Yds	Rtg.
DeBerg	215	119	1617	55.3	7.52	9	4.2	7	3.3	54	25/201	79.7
Kubiak	22	12	186	54.5	8.45	1	4.5	1	4.5	178	2/20	78.9
Elway	259	123	1663	47.5	6.42	7	2.7	14	5.4	149	28/218	54.9
Willhite	1	0	0	0.0	0.00	0	0.0	0	0.0	0	0/0	39.5
Upchurch	2	0	0	0.0	0.00	0	0.0	0	0.0	0	0/0	39.5
BRONCOS	499	254	3466	50.9	6.95	17	3.4	22	4.4	178	55/439	66.4
OPPONENTS	552	307	3990	55.6	7.23	18	3.3	27	4.9	172	38/317	69.0

1984 FINAL STATISTICS (13-3)

Date	W/L	Score	Opponent	Attend.	RUSHING	No.	Yds.	Avg	LG	TD
Sept 2	W	20-17	Cincinnati	74,178	Winder	296	1153	3.9	24	4
Sept 9	L	0-27	at Chicago	54,335	Willhite	77	371	4.8	52	2
Sept 16	W	24-14	at Cleveland	61,980	Elway	56	237	4.2	21	1
Sept 23	W	21-0	Kansas City	74,263	Parros	46	208	4.5	25	2
Sept 30	W	16-13	L.A. Raiders	74,833	Lang	8	42	5.3	15	2
Oct 7	W	28-7	at Detroit	55,636	Brewer	10	28	2.8	8	0
Oct 15	W	17-14	Green Bay	62,546	Kubiak	9	27	3.0	17	1
Oct 21	W	37-7	at Buffalo	31,204	Myles	5	7	1.4	2	0
Oct 28	W	22-19	at L.A. Raiders (OT)	91,020	Johnson	1	3	3.0	3	0
Nov 4	W	26-19	New England	74,908	BRONCOS	508	2076	4.1	52	12
Nov 11	W	16-13	at San Diego	53,162	OPPONENTS	435	1664	3.8	72	10
Nov 18	W	42-21	Minnesota	74,716						
Nov 25	L	13-16	at Kansas City	74,922						
Dec 2	W	16-13	San Diego	38,494						
Dec 9	W	16-13	at Seattle	74,867						
Dec 15	W	31-14		64,411						

Team Statistics	Den	Opp	Willhite	27	298	11.0	63	0
TOTAL FIRST DOWNS	299	311	Sawyer	17	122	7.2	25	0
Rushing	121	90	Kay	16	136	8.5	21	3
Passing	152	206	Wright, J.	11	118	10.7	21	1
Penalty	26	15	Sampson	9	123	13.7	25	1
Third-Down Made/Att.	68/207	84/240	Alexander	8	132	16.5	41	1
Third-Down Efficiency	33%	35%	Parros	6	25	4.2	9	0
Fourth-Down Made/Att.	6/7	8/23	Lang	4	24	6.0	19	1
Fourth-Down Efficiency	86%	35%	Summers	3	32	10.7	16	0
TOTAL NET YARDS	4935	5687	Myles	2	22	11.0	12	0
Avg. Per Game	308.4	355.4	Brewer	2	20	10.0	16	0
Total Plays	1018	1123	Kubiak	1	20	20.0	20	0
Avg. Gain Per Play	4.8	5.1	Logan	1	3	3.0	3	0
NET YARDS RUSHING	2076	1664	Studdard	1	-4	-4.0	-4	0
Avg. Per Game	129.8	104.0	BRONCOS	263	3116	11.8	73	22
Total Rushes	508	435	OPPONENTS	346	4453	12.9	180	16

1985 FINAL STATISTICS (11-5)

Date	W/L	Score	Opponent	Attend.	RUSHING	No.	Yds	Avg	LG	TD							
Sept 8	L	16-20	at L.A. Rams	52,522	Winder	199	714	3.6	42	8							
Sept 15	W	34-23	New Orleans	74,488	Lang	84	318	3.8	26	5							
Sept 22	W	44-28	at Atlanta	37,903	Sewell	82	275	3.4	16	4							
Sept 29	L	26-30	Miami	73,614	Elway	50	253	5.1	22	0							
Oct 6	W	31-20	Houston	74,699	Willhite	66	237	3.6	14	0							
Oct 13	W	15-10	at Indianapolis	60,128	Johnson, V.	10	36	3.6	14	0							
Oct 20	W	13-10	Seattle (OT)	74,899	Poole	4	12	3.0	6	0							
Oct 27	W	30-10	at Kansas City	68,248	Kubiak	1	6	6.0	6	0							
Nov 3	L	10-30	at San Diego	57,312	Norman	1	0	0.0	0	0							
Nov 11	W	17-16	San Francisco	73,173	BRONCOS	497	1851	3.7	42	20							
Nov 17	W	30-24	San Diego (OT)	74,376	OPPONENTS	475	1973	4.2	161	10							
Nov 24	L	28-31	at L.A. Raiders (OT)	63,161													
Dec 1	W	31-23	at Pittsburgh	56,797	RECEIVING	No.	Yds	Avg	LG	TD							
Dec 8	L	14-17	L.A. Raiders (OT)	75,042	Watson	61	915	15.0	60	5							
Dec 14	W	14-13	Kansas City	69,209	Johnson, V.	51	721	14.1	163	3							
Dec 20	W	27-24	at Seattle	56,283	Willhite	35	297	8.5	21	1							
					Winder	31	197	6.4	24	0							
					Kay	29	339	11.7	27	3							
					Wright, J.	28	246	8.8	30	1							
					Sampson	26	432	16.6	46	4							
					Sewell	24	224	9.3	154	1							
					Lang	23	180	7.8	24	2							
					Johnson, B.	19	380	20.0	165	3							
					Cooper	1	13	13.0	13	0							
					Barber	1	6	6.0	8	0							
					BRONCOS	329	3952	12.0	165	23							
					OPPONENTS	277	3584	12.9	73	22							
					INTERCEPTIONS	No.	Yds	Avg	LG	TD							
					Harden	5	100	20.0	142	1							
					Wright, L.	5	44	8.8	24	0							
					Foley	3	47	15.7	29	0							
					Smith, D.	3	46	15.3	39	0							
					Wilson	3	8	2.7	8	0							
					Lilly	2	4	2.0	4	0							
					Hunter	1	20	20.0	20	0							
					Woodard	1	18	18.0	18	0							
					Robbins	1	3	3.0	3	0							
					BRONCOS	24	290	12.1	142	1							
					OPPONENTS	23	332	14.4	169	2							
					PUNTING	No.	Yds	Avg	TB	in20							
					Norman	92	3764	40.9	12	16							
					Team	2	0	0.0	0	0							
					BRONCOS	94	3764	40.0	12	16							
					OPPONENTS	92	3868	42.0	11	19							
					PUNT RETURNS	Ret	FC	Yds	Avg	LG							
					Johnson, V.	30	7	260	8.7	38							
					Willhite	16	5	167	10.4	18							
					BRONCOS	46	12	427	9.3	38							
					OPPONENTS	38	17	325	8.6	30							
					KICKOFF RETURNS	No.	Yds	Avg	LG	TD							
					Johnson, V.	30	740	24.7	33	0							
					Lang	17	361	21.2	33	0							
					Willhite	2	40	20.0	20	0							
					Hunter	2	33	16.5	18	0							
					Sewell	1	29	29	29	0							
					BRONCOS	52	1203	23.1	39	0							
					OPPONENTS	64	1346	21.0	198	1							
					FIELD GOAL BREAKDOWN	Distance	1-19	20-29	30-39	40-49	50+	Total					
					Karlis	2/2	7/9	6/11	8/11	0/5	23/38						
					OPP	1/1	11/11	10/10	3/6	1/3	26/33						
					Karlis (24G) (43G,48G) (42G,25G,47G) (43G, 34G)												
					(37G,51N,51N) (43N,32G,30G,18G,28N)												
					(33N,52N,56N,45G,24G) (24G,23G,19G) (38N,50N,36G)												
					(48N,24G) (28N,34G) (49N) (42G,39N) (35N) ()												
					(25G,34N,43G)												
					SACKS: Mecklenburg 13, Jones 10, Chavous 6, Townsend 5,												
					D. Smith 4, Woodard 3, Kragen 2, Fletcher 1, Carter 1, Harden												
					1, Ryan 1. TOTAL: 47.												
					PASSING	Att.	Comp.	Yds.	Cmp.%	Yd/Att.	TD	TD%	Int.	Int.%	LG	Tkd/Yds	Rtg.
					Elway	605	327	3891	54.0	6.43	22	3.6	23	3.8	165	38/307	70.0
					Kubiak	5	2	61	40.0	12.20	1	20.0	0	0.0	154	0/0	125.7
					Willhite	3	0	0	0.0	0.00	0	0.0	0	0.0	0	0/0	39.5
					Norman	1	0	0	0.0	0.00	0	0.0	0	0.0	0	0/0	39.5
					Winder	1	0	0	0.0	0.00	0	0.0	0	0.0	0	0/0	39.5
					Sewell	1	0	0	0.0	0.00	0	0.0	0	0.0	0	0/0	39.5
					Johnson, V.	1	0	0	0.0	0.00	0	0.0	0	0.0	0	0/0	70.0
					BRONCOS	617	329	3952	53.3	6.41	23	3.7	23	3.7	165	38/307	70.0
					OPPONENTS	547	277	3584	50.6	6.55	22	4.0	24	4.4	73	47/378	66.5

1986 FINAL STATISTICS (11-5)

Date	W/L	Score	Opponent	Attend.	RUSHING	No.	Yds.	Avg	LG	TD	
Sept 7	W	38-36	L.A. Raiders	75,695	Winder	240	789	3.3	31	9	
Sept 15	W	21-10	at Pittsburgh	57,305	Willhite	85	365	4.3	42	5	
Sept 21	W	33-7	at Philadelphia	63,839	Elway	52	257	4.9	24	1	
Sept 28	W	27-20	New England	75,804	Sewell	23	123	5.3	15	1	
Oct 5	W	29-14	Dallas	76,082	Lang	29	94	3.2	14	1	
Oct 12	W	31-14	at San Diego	55,662	Kubiak	6	22	3.7	10	0	
Oct 20	L	10-22	at N.Y. Jets	73,759	Bell	9	17	1.9	12	0	
Oct 26	W	20-13	Seattle	76,089	Johnson	5	15	3.0	6	0	
Nov 2	W	21-10	at L.A. Raiders	90,153	Jackson, M.	2	6	3.0	5	0	
Nov 9	L	3-9	San Diego	75,012	Boddie	1	2	2.0	2	0	
Nov 16	W	38-17	Kansas City	75,745	Horan	1	0	0.0	0	0	
Nov 23	L	16-19	at N.Y. Giants	75,116	Mobley	1	-1	-1.0	-1	0	
Nov 30	W	34-28	Cincinnati	58,705	Norman	1	-11	-11.0	-11	0	
Dec 7	L	10-37	at Kansas City	47,019	BRONCOS	455	1678	3.7	42	17	
Dec 13	W	31-30	Washington	75,905	OPPONENTS	432	1651	3.8	160	17	
Dec 20	L	16-41	at Seattle	63,697							
Team Statistics					RECEIVING	No.	Yds	Avg	LG	TD	
TOTAL FIRST DOWNS					Willhite	64	529	8.3	34	3	
Rushing			Den	291	Watson	45	699	15.5	46	3	
Passing			Opp	93	Jackson, M.	38	738	19.4	53	1	
Penalty				177	Johnson	31	363	11.7	134	2	
Third-Down Made/Att.			92/222	75/222	Winder	26	171	6.6	120	5	
Third-Down Efficiency			41%	34%	Sewell	23	294	12.8	40	1	
Fourth-Down Made/Att.			2/5	7/15	Mobley	22	332	15.1	32	1	
Fourth-Down Efficiency			40%	47%	Sampson	21	259	12.3	43	0	
TOTAL NET YARDS			5216	4947	Kay	15	195	13.0	34	1	
Avg. Per Game			326.0	309.2	Lang	13	105	8.1	26	2	
Total Plays			1042	1026	Hackett	3	48	16.0	19	0	
Avg. Gain Per Play			5.0	4.8	Bell	2	10	5.0	7	0	
NET YARDS RUSHING			1678	1651	Wilson	1	43	43.0	143	1	
Avg. Per Game			104.9	103.2	Elway	1	23	23.0	123	1	
Total Rushes			455	432	Studdard	1	2	2.0	12	1	
Avg. Per Rush			3.7	3.8	BRONCOS	306	3811	12.5	53	22	
NET YARDS PASSING			3538	3296	OPPONENTS	301	3755	12.5	157	21	
Avg. Per Game			221.1	206.0	INTERCEPTIONS	No.	Yds	Avg	LG	TD	
Sacked/Yards Lost			38/273	49/459	Harden	6	179	29.8	52	2	
Gross Yards			3811	3755	Wright	3	56	18.7	56	0	
Att./Completions			549/306	545/301	Lilly	3	22	7.3	15	0	
Completion Pct.			55.7%		Foley	2	39	19.5	24	0	
Had Intercepted			16	18	Hunley	1	22	22.0	22	0	
Avg. per Pass Play			6.0	5.5	Dennison	1	5	5.0	5	0	
PUNTS/AVERAGE			86/39.3	86/42.9	Smith	1	0	0.0	0	0	
NET PUNTING AVG			33.0	34.2	Wilson	1	-5	-5.0	-5	0	
TOTAL RETURN YARDAGE			1964	2024	BRONCOS	18	318	17.7	56	2	
Punt Returns/Average			48/11.5	40/9.1	OPPONENTS	16	363	22.7	178	2	
Kickoff Returns/Average			53/20.6	65/20.0	PUNTING	No.	Yds	Avg	TB	in20	
Intercept. Ret./Average			18/17.7	16/22.7	Well	34	1344	39.5	3	5	
FUMBLES/BALL LOST			104/91.0	126/103.4	Norman	30	1168	38.9	4	2	
TOUCHDOWNS			24/13	32/18	Horan	21	864	41.1	2	8	
Rushing			45	36	BRONCOS	85	3376	39.7	9	15	
Passing			17	13	OPPONENTS	86	3689	42.9	10	17	
Returns			22	21	PUNT RETURNS	Ret	FC	Yds	Avg	LG	
Extra Points Made/Attempts			6	2	Willhite	42	8	468	11.1	170	
Field Goals Made/Attempts			44/45	35/36	Johnson	3	0	36	12.0	19	
TOTAL POINTS			378	327	Jackson, M.	2	0	7	3.5	6	
					Harden	1	0	41	41.0	141	
Score By Periods					BRONCOS	48	8	552	11.5	170	
BRONCOS	1	2	3	4	OPPONENTS	40	16	362	9.1	30	
OPPONENTS	69	131	89	89							
	58	92	61	116							
SCORING					KICKOFF RETURNS	No.	Yds	Avg	LG	TD	
TD	Ru	Pa	Rt	PAT	FG	S	TP				
Karlis	0	0	0	44/45	20/28	0	104				
Winder	14	9	5	0/0	0/0	0	84				
Willhite	9	5	3	1/0	0/0	0	54				
Lang	3	1	2	0/0	0/0	0	18				
Harden	3	0	0	3/0	0/0	0	18				
Watson	3	0	3	0/0	0/0	0	18				
Elway	2	1	1	0/0	0/0	0	12				
Sewell	2	1	1	0/0	0/0	0	12				
Johnson	2	0	2	0/0	0/0	0	12				
Townsend	1	0	1	0/0	0/0	0	6				
Studdard	1	0	1	0/0	0/0	0	6				
Wilson	1	0	1	0/0	0/0	0	6				
Woodard	1	0	1	0/0	0/0	0	6				
Kay	1	0	1	0/0	0/0	0	6				
Mobley	1	0	1	0/0	0/0	0	6				
BRONCOS	45	17	22	6	44/45	20/28	0	378			
OPPONENTS	36	13	21	2	35/36	24/32	0	327			
PASSING					Att.	Comp.	Yds.	Cmp.%	Yd./Att.	TD	
Elway	504		280	3485	55.6	6.91	19	3.8	13	2.6	
Kubiak	38		23	249	63.5	6.55	1	2.6	3	7.9	
Willhite	4		1	11	25.0	2.75	0	0.0	0	0.0	
Norman	1		1	43	100.0	43.00	1	100.0	0	143	
Sewell	1		1	23	100.0	23.00	1	100.0	0	123	
Johnson			0	0	0.0	0.00	0	0.0	0	0	
BRONCOS	549		306	3811	55.7	6.94	22	4.0	16	2.9	
OPPONENTS	545		301	3755	55.2	6.89	21	3.9	18	3.3	
FIELD GOAL BREAKDOWN					Distance	1-19	20-29	30-39	40-49	50+	Total
					Karlis	0/0	3/4	8/8	8/14	1/2	20/28
					OPP	0/0	4/5	9/10	10/14	1/3	21/17
SACKS: Jones 13.5, Macklenburg 9.5, Fletcher 5.5, Gilbert 4, Robbins 4, Woodard 3, Townsend 2.5, D. Smith 1, Ryan 1, Dennison 1, Comeaux 1, Lilly 1, T. Jackson 0.5, Hunley 0.5.											
TOTAL: 48											
PASSING					Att.	Comp.	Yds.	Cmp.%	Yd./Att.	TD	Rtg.
Elway	504		280	3485	55.6	6.91	19	3.8	13	2.6	53
Kubiak	38		23	249	63.5	6.55	1	2.6	3	7.9	26
Willhite	4		1	11	25.0	2.75	0	0.0	0	0.0	11
Norman	1		1	43	100.0	43.00	1	100.0	0	143	0
Sewell	1		1	23	100.0	23.00	1	100.0	0	123	3
Johnson			0	0	0.0	0.00	0	0.0	0	0	0
BRONCOS	549		306	3811	55.7	6.94	22	4.0	16	2.9	53
OPPONENTS	545		301	3755	55.2	6.89	21	3.9	18	3.3	26
					Tkd/Yds	32/233	3/23	55.7	11	0/0	89.6
					Rtg.	55.7	55.7	55.7	55.7	55.7	55.7
					3/17	158.3	3/17	158.3	3/17	158.3	158.3
					0/0	39.5	0/0	39.5	0/0	39.5	39.5
					38/273	78.7	38/273	78.7	38/273	78.7	78.7
					49/459	75.0	49/459	75.0	49/459	75.0	75.0
					37/255	70.9	37/255	70.9	37/255	70.9	70.9
					23/123	65.8	23/123	65.8	23/123	65.8	65.8
					22/332	63.6	22/332	63.6	22/332	63.6	63.6
					21/259	61.8	21/259	61.8	21/259	61.8	61.8
					15/195	58.3	15/195	58.3	15/195	58.3	58.3
					13/105	57.7	13/105	57.7	13/105	57.7	57.7
					3/48	56.0	3/48	56.0	3/48	56.0	56.0
					2/10	50.0	2/10	50.0	2/10	50.0	50.0
					1/43	43.0	1/43	43.0	1/43	43.0	43.0
					1/23	23.0	1/23	23.0	1/23	23.0	23.0
					1/2	2.0	1/2	2.0	1/2	2.0	2.0
					306/3811	12.5	306/3811	12.5	306/3811	12.5	12.5
					301/3755	12.5	301/3755	12.5	301/3755	12.5	12.5
					18/318	17.7	18/318	17.7	18/318	17.7	17.7
					16/363	22.7	16/363	22.7	16/363	22.7	22.7
					6/179	29.8	6/179	29.8	6/179	29.8	29.8
					3/56	18.7	3/56	18.7	3/56	18.7	18.7
					3/22	7.3	3/22	7.3	3/22	7.3	7.3
					2/39	19.5	2/39	19.5	2/39	19.5	19.5
					1/22	22.0	1/22	22.0	1/22	22.0	22.0
					1/5	5.0	1/5	5.0	1/5	5.0	5.0
					1/0	0.0	1/0	0.0	1/0	0.0	0.0
					1/-5	-5.0	1/-5	-5.0	1/-5	-5.0	-5.0
					18/318	17.7	18/318	17.7	18/318	17.7	17.7
					16/363	22.7	16/363	22.7	16/363	22.7	22.7
					6/179	29.8	6/179	29.8	6/179	29.8	29.8
					3/56	18.7	3/56	18.7	3/56	18.7	18.7
					3/22	7.3	3/22	7.3	3/22	7.3	7.3
					2/39	19.5	2/39	19.5	2/39	19.5	19.5
					1/22	22.0	1/22	22.0	1/22	22.0	22.0
					1/5	5.0	1/5	5.0	1/5	5.0	5.0
					1/0	0.0	1/0	0.0	1/0	0.0	0.0
					1/-5	-5.0</					

1987 FINAL STATISTICS (10-4-1)

Date	W/L	Score	Opponent	Attend.
Sept 13	W	40-17	Seattle	75,999
Sept 20	T	17-17	at Green Bay (OT)	67,500
Sept 28	Cancelled		at Cleveland	(Strike)
Oct 4	L	10-40	*Houston	38,494
Oct 12	W	30-14	*L.A. Raiders	61,230
Oct 18	W	26-17	at Kansas City	20,296
Oct 26	L	27-34	at Minnesota	51,011
Nov 1	W	34-0	Detroit	75,172
Nov 8	L	14-21	at Buffalo	63,696
Nov 16	W	31-29	Chicago	75,783
Nov 22	W	23-17	at L.A. Raiders	61,518
Nov 29	W	31-17	at San Diego	61,880
Dec 6	L	31-20	New England	75,795
Dec 13	W	20-17	at Seattle	61,759
Dec 19	W	20-17	Kansas City	75,053
Dec 27	W	24-0	San Diego	37,500

*Replacement Games

Team Statistics	Den	Opp
TOTAL FIRST DOWNS	331	277
Rushing	132	103
Passing	173	148
Penalty	26	26
Third-Down Made/Att.	106/224	64/183
Third-Down Efficiency	47.3%	35%
Fourth-Down Made/Att.	6/13	5/12
Fourth-Down Efficiency	46.2%	41.7%
TOTAL NET YARDS	5624	4813
Avg. Per Game	374.9	320.9
Total Plays	1070	941
Avg. Gain Per Play	5.3	5.1
NET YARDS RUSHING	1970	2017
Avg. Per Game	131.3	134.5
Total Rushes	510	454
Avg. Per Rush	3.9	4.4
NET YARDS PASSING	3654	2796
Avg. Per Game	243.6	186.4
Sacked/Yards Lost	30/220	31/244
Gross Yards	3874	3040
Att./Completions	530/285	456/281
Completion Pct.	53.8	57.2
Had Intercepted	19	28
Avg. per Pass Play	6.9	6.1
PUNTS/AVERAGE	65/39.9	75/42.1
NET PUNTING AVG	31.6	33.5
TOTAL RETURN YARDAGE	1841	1954
Punt Returns/Average	48/10.1	34/12.5
Kickoff Returns/Average	46/20.7	61/19.1
Intercept. Ret./Average	28/14.4	19/19.1
PENALTIES/YARDS	95/812	96/785
FUMBLES/BALL LOST	29/17	35/19
TOUCHDOWNS	46	36
Rushing	16	16
Passing	24	15
Returns	3	4
Extra Points Made/Attempts	44/45	32/35
Field Goals Made/Attempts	21/29	14/21
TOTAL POINTS	379	288

Score By Periods	1	2	3	4	OT	Total
BRONCOS	92	70	110	79	68	0 379
OPPONENTS	70	110	64	44	0	288

SCORING	TD	Ru	Pa	Rt	PAT	FG	S	TP
Karlis	0	0	0	0	37/57	18/25	0	91
Johnson, V.	7	6	1	0	0/0	0/0	0	42
Winder	4	4	0	0	0/0	0/0	0	24
Elway	4	2	2	0	0/0	0/0	0	24
Lang	4	2	2	0	0/0	0/0	0	24
Massie	4	0	4	0	0/0	0/0	0	18
Sewell	3	2	1	0	7/7	3/4	0	16
Clendenen	2	2	0	0	0/0	0/0	0	12
Duke	2	2	0	0	0/0	0/0	0	12
Jackson, M.	2	0	2	0	0/0	0/0	0	12
Micho	2	0	2	0	0/0	0/0	0	12
Nattiel	2	0	2	0	0/0	0/0	0	12
Boddie	1	1	0	0	0/0	0/0	0	6
Clark	1	1	0	0	0/0	0/0	0	6
Haynes	1	0	0	1	0/0	0/0	0	6
Hunley	1	0	0	1	0/0	0/0	0	6
Mobley	1	0	0	1	0/0	0/0	0	6
Poole	1	1	0	0	0/0	0/0	0	6
Swanson	1	0	1	0	0/0	0/0	0	6
Watson	1	0	1	0	0/0	0/0	0	6
Ryan	0	0	0	0	0/0	0/0	1	2
BRONCOS	45	18	24	3	44/45	21/29	1	379
OPPONENTS	35	16	15	4	32/35	14/21	2	288

RUSHING	No.	Yds.	Avg	LG	TD
Winder	195	741	3.8	19	6
Elway	66	304	4.6	29	4
Lang	89	303	3.4	28	2
Duke	35	154	4.4	16	2

PASSING	Att.	Comp.	Yds.	Cmp.%	Yd./Att.	TD	Int.	Int.%	LG	Tkd/Yds	Rtg.
Elway	410	224	3198	54.6	7.80	19	4.6	12	2.9	172	83.4
Karcher	102	56	628	54.9	6.16	5	4.9	4	3.9	48	73.5
Kubiak	7	3	25	42.9	3.57	0	0.0	2	28.6	17	13.1
May	5	2	23	0.0	0.00	0	0.0	1	20.0	0	0.0
McGuire	3	2	25	66.7	8.33	0	0.0	0	0.0	13	89.6
Johnson, V.	1	0	0	0.0	0.00	0	0.0	0	0.0	0	39.8
Lang	1	0	0	0.0	0.00	0	0.0	0	0.0	0	19.0
Willhite	1	0	0	0.0	0.00	0	0.0	0	0.0	0	19.0
Sewell	0	0	0	0.0	0.00	0	0.0	0	0.0	0	19.0
BRONCOS	530	285	3874	53.8	7.31	24	4.5	19	3.6	172	77.5
OPPONENTS	456	281	3040	57.2	6.67	15	3.3	28	6.1	151	82.9

SACKS: Jones 7, Mecklenburg 7, Fletcher 4, Kragen 2, Lucas 2, Ryan 1.5, Tupper 1.5, Townsend 1. TEAM: 26

1988 FINAL STATISTICS (8-8)

Date	W/L	Score	Opponent	Attend.
Sept 4	L	14-21	Seattle	75,986
Sept 11	W	34-3	San Diego	75,359
Sept 18	L	13-20	at Kansas City	63,268
Sept 26	L	27-30	L.A. Raiders (OT)	75,964
Oct 2	W	12-0	at San Diego	55,763
Oct 9	W	16-13	at San Francisco (OT)	61,711
Oct 16	W	30-14	Atlanta	75,287
Oct 23	L	21-39	at Pittsburgh	49,811
Oct 31	L	23-55	at Indianapolis	60,544
Nov 6	W	17-11	Kansas City	74,227
Nov 13	W	30-7	Cleveland	75,806
Nov 20	L	0-42	at New Orleans	68,075
Nov 27	W	35-24	L.A. Rams	74,141
Dec 4	L	20-21	at L.A. Raiders	65,561
Dec 11	L	14-42	at Seattle	62,838
Dec 17	W	21-10	New England	70,910

Team Statistics	Den	Opp
TOTAL FIRST DOWNS	338	316
Rushing	106	140
Passing	196	161
Penalty	36	15
Third-Down Made/Att.	85/210	81/214
Third-Down Efficiency	40%	38%
Fourth-Down Made/Att.	4/13	9/18
Fourth-Down Efficiency	31%	50%
TOTAL NET YARDS	5471	5506
Avg. Per Game	344.1	341.9
Total Plays	1077	1055
Avg. Gain Per Play	5.1	5.2
NET YARDS RUSHING	1815	2538
Avg. Per Game	113.4	158.6
Total Rushes	464	552
Avg. Per Rush	3.9	4.6
NET YARDS PASSING	3691	2933
Avg. Per Game	230.7	183.3
Sacked/Yards Lost	32/250	36/235
Gross Yards	3941	3168
Att./Completions	581/324	467/262
Completion Pct.	56%	56%
Had Intercepted	22	16
Avg. per Pass Play	6.0	5.8
PUNTS/AVERAGE	68/43.8	84/43.4
NET PUNTING AVG	37.9	36.3
TOTAL RETURN YARDAGE	1842	1673
Punt Returns/Average	53/8.5	33/11.0
Kickoff Returns/Average	58/20.5	53/18.2
Intercept. Ret./Average	16/12.5	22/15.6
PENALTIES/YARDS	84/717	116/956
FUMBLES/BALL LOST	34/12	23/13
TOUCHDOWNS	13	41
Rushing	37	21
Passing	24	18
Returns	0	2
Extra Points Made/Attempts	36/37	41/41
Field Goals Made/Attempts	23/26	21/27
TOTAL POINTS	327	352

Score By Periods	1	2	3	4	OT	Total
BRONCOS	43	127	64	90	3	327
OPPONENTS	85	112	96	56	3	352

SCORING	TD	Ru	Pa	Rt	PAT	FG	S	TP
Karlis	0	0	0	0	36/37	23/36	0	105
Sewell	6	1	5	0	0/0	0/0	0	36
Jackson	6	0	6	0	0/0	0/0	0	36
Dorsett	5	5	0	0	0/0	0/0	0	30
Winder	5	4	1	0	0/0	0/0	0	30
Johnson	5	0	5	0	0/0	0/0	0	30
Kay	4	0	4	0	0/0	0/0	0	24
Willhite	2	2	0	0	0/0	0/0	0	12
Mobley	2	0	2	0	0/0	0/0	0	12
Elway	1	1	0	0	0/0	0/0	0	6
Nattiel	1	0	1	0	0/0	0/0	0	6
BRONCOS	37	13	24	0	36/37	23/36	0	327
OPPONENTS	41	21	18	2	41/41	21/27	1	352

RUSHING	No.	Yds.	Avg	Long	TD
Dorsett	181	703	3.9	26	5
Winder	149	543	3.6	35	4

PASSING	Att.	Comp.	Yds.	Cmp. %	Yd./Att.
Elway	496	274	3309	55.2	6.67
Kubiak	69	43	497	62.3	7.20
Karcher	12	6	128	50.0	10.67
Dorsett	2	1	7	50.0	3.50
Sewell	1	0	0	0.0	0.00
Nattiel	1	0	0	0.0	0.00
BRONCOS	581	324	3941	55.8	6.78
OPPONENTS	467	262	3168	56.1	6.78

SACKS: Fletcher 9, Townsend 5.5, Jones 5, Ryan 3.5, Kragen 2.5, Robbins 2, Wilson 2, Mecklenburg 1, D. Smith 1, Gilbert 1, Haynes 1, Bowyer 1, Braxton 1, Dennison 0.5. TOTAL: 36

1989 FINAL STATISTICS (11-5)

Date	W/L	Score	Opponent	Attend.	RUSHING	No.	Yds.	Avg	LG	TD
Sept 10	W	34-20	Kansas City	74,284	Humphrey	294	1151	3.9	40	7
Sept 18	W	28-18	at Buffalo	78,176	Winder	110	351	3.2	16	2
Sept 24	W	31-21	L.A. Raiders	75,754	Elway	48	244	5.1	31	3
Oct 1	L	13-16	at Cleveland	78,637	Alexander	45	146	3.2	11	2
Oct 8	W	16-10	San Diego	75,222	Bratton	30	108	3.6	9	1
Oct 15	W	14-3	Indianapolis	74,680	Sewell	7	44	6.3	10	0
Oct 22	W	24-21	at Seattle (OT)	62,353	Kubiak	15	35	2.3	10	0
Oct 29	L	24-28	Philadelphia	75,065	Jackson	5	13	2.6	8	0
Nov 5	W	34-7	Pittsburgh	74,739	BRONCOS	554	2092	3.8	40	15
Nov 12	W	16-13	at Kansas City	75,245	OPPONENTS	426	1580	3.7	24	10
Nov 20	W	14-10	at Washington	52,975	RECEIVING	No.	Yds	Avg	LG	TD
Nov 26	W	41-14	Seattle	75,117	Johnson	76	1095	14.4	89	7
Dec 3	L	13-16	at L.A. Raiders (OT)	87,560	Jackson	28	446	15.9	49	2
Dec 10	L	7-14	N.Y. Giants	63,283	Sewell	25	416	16.6	56	3
Dec 16	W	37-0	at Phoenix	56,071	Young	22	402	18.3	47	2
Dec 24	L	16-19	at San Diego	50,524	Humphrey	22	156	7.1	13	1

Team Statistics	Den	Opp
TOTAL FIRST DOWNS	308	246
Rushing	125	90
Passing	163	142
Penalty	20	14
3rd Down: Made/Att	111/240	73/216
3rd Down Pct.	46.3	33.8
4th Down: Made/Att	2/9	12/24
4th Down Pct.	22.2	50.0
POSSESSION AVG.	32:17	27:43
TOTAL NET YARDS	5093	4407
Avg. Per Game	318.3	275.4
Total Plays	1071	977
Avg. Per Play	4.8	4.5
NET YARDS RUSHING	2092	1580
Avg. Per Game	130.8	98.8
Total Rushes	554	426
NET YARDS PASSING	3001	2827
Avg. Per Game	187.6	176.7
Sacked/Yards Lost	43/351	47/374
Gross Yards	3352	3201
Att./Completions	474/256	504/268
Completion Pct.	54.0	53.2
Had Intercepted	20	21
PUNTS/AVERAGE	80/39.8	84/41.0
NET PUNTING AVG.	33.7	35.0
PENALTIES/YARDS	83/594	102/823
FUMBLES/BALL LOST	26/12	43/22
TOUCHDOWNS	40	25
Rushing	15	10
Passing	21	13
Returns	4	2

Score By Periods	1	2	3	4	OT	Total
BRONCOS	84	114	57	104	3	362
OPPONENTS	44	53	50	76	3	226

SCORING	TD	Ru	Pa	Rt	PAT	FG	S	TP
Treadwell	0	0	0	0	39/40	27/33	0	120
Humphrey	8	7	1	0	0/0	0/0	0	48
Johnson	7	0	7	0	0/0	0/0	0	42
Bratton	4	1	3	0	0/0	0/0	0	24
Elway	3	3	0	0	0/0	0/0	0	18
Sewell	3	0	3	0	0/0	0/0	0	18
Alexander	2	2	0	0	0/0	0/0	0	12
Jackson	2	0	2	0	0/0	0/0	0	12
Kay	2	0	2	0	0/0	0/0	0	12
Winder	2	2	0	0	0/0	0/0	0	12
Young	2	0	2	0	0/0	0/0	0	12
Braxton	1	0	0	1	0/0	0/0	0	6
Kragen	1	0	0	1	0/0	0/0	0	6
Mecklenburg	1	0	0	1	0/0	0/0	0	6
Nattiel	1	0	1	0	0/0	0/0	0	6
Robbins	1	0	0	1	0/0	0/0	0	6
Brooks	0	0	0	0	0/0	0/0	1	2
BRONCOS	40	15	21	4	39/40	27/33	1	362
OPPONENTS	25	10	13	2	25/25	17/27	0	226

SACKS: Fletcher 12, Holmes 9, Mecklenburg 7.5, Carreker 5.5, Powers 3, Kragen 2, Lucas 2, Townsend 2, Brooks 1, Dennison 1, McCullough 1, Munford 1, **BRONCOS 43.0**, **OPPONENTS 47.0**.

PASSING	Att.	Comp.	Yds.	Cmp.%	Yd./Att.	TD	TD%	Int.	Int.%	LG	Sacked	Rating
Elway	416	223	3051	53.6	7.33	18	4.3	18	4.3	69	35/298	73.7
Kubiak	55	32	284	58.2	5.16	2	3.6	2	3.6	22	8/53	69.1
Humphrey	2	1	17	50.0	8.50	1	50.0	0	0.0	117	0/0	118.0
Johnson	1	0	0	0.0	0.00	0	0.0	0	0.0	0	0/0	39.6
BRONCOS	474	256	3352	54.0	7.07	21	4.4	20	4.2	69	43/351	73.7
OPPONENTS	504	268	3201	53.2	6.35	13	2.6	21	4.2	175	47/374	64.1

1990 FINAL STATISTICS (5-11)

Date	W/L	Score	Opponent	Attend.	RUSHING	No.	Yds.	Avg	LG	TD
Sept 9	L	9-14	at L.A. Raiders	54,206	Humphrey	288	1202	4.2	137	7
Sept 17	W	24-23	Kansas City	75,277	Elway	50	258	5.2	21	3
Sept 23	W	34-31	Seattle (OT)	75,290	Winder	42	120	2.9	19	2
Sept 30	L	28-29	at Buffalo	74,393	Ezor	27	82	3.0	10	3
Oct 8	L	29-30	Cleveland	74,814	Kubiak	23	81	3.5	15	0
Oct 14	L	17-34	Pittsburgh	74,285	Sewell	9	52	5.8	18	0
Oct 21	W	27-17	at Indianapolis	29,850	Jackson	17	46	2.7	8	3
Nov 4	L	22-27	at Minnesota	59,557	Porter	1	3	3.0	3	0
Nov 11	L	7-19	at San Diego	75,013	BRONCOS	462	1872	4.1	137	19
Nov 18	L	13-16	Chicago (OT)	73,896	OPPONENTS	456	1963	4.3	162	16
Nov 22	L	27-40	at Detroit	74,162	RECEIVING	No.	Yds	Avg	LG	TD
Dec 2	L	20-23	L.A. Raiders	74,347	Jackson	57	926	16.2	66	4
Dec 9	L	20-31	at Kansas City	64,919	Johnson	54	747	13.8	49	3
Dec 16	W	20-10	San Diego	55,845	Kay	39	282	9.7	22	0
Dec 23	L	12-17	at Seattle	46,943	Bratton	29	276	9.5	63	1
Dec 30	W	22-13	Green Bay		Young	28	385	13.8	42	4

Team Statistics	Den	Opp
TOTAL FIRST DOWNS	323	306
Rushing	126	110
Passing	170	181
Penalty	27	15
3rd Down: Made/Att	86/207	84/195
3rd Down Pct.	41.5	43.1
4th Down: Made/Att	7/14	7/12
4th Down Pct.	50.0	58.3
POSSESSION AVG.	30:50	29:10
TOTAL NET YARDS	5213	5345
Avg. Per Game	325.8	334.1
Total Plays	1035	969
Avg. Per Play	5.0	5.5
NET YARDS RUSHING	1872	1963
Avg. Per Game	117.0	122.7
Total Rushes	462	456
NET YARDS PASSING	3341	3382
Avg. Per Game	208.8	211.4
Sacked/Yards Lost	46/330	34/289
Gross Yards	3671	3671
Att./Completions	527/305	479/284
Completion Pct.	57.9	59.3
Had Intercepted	18	10
PUNTS/AVERAGE	60/43.5	62/41.4
NET PUNTING AVG.	38.5	35.6
PENALTIES/YARDS	108/775	105/824
FUMBLES/BALL LOST	30/14	36/15
TOUCHDOWNS	36	43
Rushing	19	16
Passing	15	22
Returns	2	5

Score By Periods	1	2	3	4	OT	Total
BRONCOS	87	120	46	75	3	331
OPPONENTS	60	85	96	131	3	374

SCORING	TD	Ru	Pa	Rt	PAT	FG	S	TP
Treadwell	0	0	0	0	34/36	25/34	0	109
Humphrey	7	7	0	0	0/0	0/0	0	42
Jackson	5	1	4	0	0/0	0/0	0	30
Bratton	4	3	1	0	0/0	0/0	0	24
Young	4	0	4	0	0/0	0/0	0	24
Elway	3	3	0	0	0/0	0/0	0	18
Johnson	3	0	3	0	0/0	0/0	0	18
Sewell	3	3	0	0	0/0	0/0	0	18
Nattiel	2	0	2	0	0/0	0/0	0	12
Winder	2	2	0	0	0/0	0/0	0	12
Mecklenburg	1	0	0	1	0/0	0/0	1	8
Henderson	1	0	0	1	0/0	0/0	0	6
Sharpe	1	0	1	0	0/0	0/0	0	6
Fletcher	0	0	0	0	0/0	0/0	1	2
BRONCOS	36	19	15	2	34/36	25/34	3	331
OPPONENTS	43	16	22	5	38/43	26/33	0	374

SACKS: Fletcher 11.0, Mecklenburg 5.0, Powers 4.0, Holmes 3.0, Brooks 2.0, Galloway 2.0, Kragen 2.0, Atwater 1.0, Dennison 1.0, Lucas 1.0, Townsend 1.0, **BRONCOS 34.0**, **OPPONENTS 46.0**.

PASSING	Att.	Comp.	Yds.	Cmp.%	Yd./Att.	TD	TD%	Int.	Int.%	LG	Sacked	Rating
Elway	502	294	3526	58.6	7.02	15	3.0	14	2.8	66	43/311	78.5
Kubiak	22	11	145	50.0	6.59	0	0.0	4	18.2	36	3/19	31.6
Humphrey	2	0	0	0.0	0.00	0	0.0	0	0.0	0	0/0	39.6
Sewell	1	0	0	0.0	0.00	0	0.0	0	0.0	0	0/0	39.6
BRONCOS	527	305	3671	57.9	6.97	15	2.8	18	3.4	66	46/330	74.6
OPPONENTS	479	284	3671	59.3	7.66	22	4.6	10	2.1	90	34/289	90.0

1991 FINAL STATISTICS (12-4)

Date	W/L	Score	Opponent	Attend.	RUSHING	No.	Yds.	Avg	LG	TD
Sept 1	W	45-14	Cincinnati	72,855	Green	261	1037	4.0	163	4
Sept 8	L	13-16	at Raiders	48,569	Lewis	99	376	3.8	27	4
Sept 15	W	16-10	Seattle	74,152	Elway	55	255	4.6	117	6
Sept 22	W	27-19	San Diego	73,258	Sewell	50	211	4.2	26	2
Sept 29	W	13-6	at Minnesota	55,031	Perryman	21	45	2.1	8	0
Oct 6	L	14-42	at Houston	59,145	Humphrey	11	33	3.0	7	0
Oct 20	W	19-16	Kansas City	75,866	Jackson	2	18	9.0	21	0
Oct 27	W	9-6	at New England	43,994	Sharpe	1	15	15.0	15	0
Nov 3	W	20-13	Pittsburgh	70,973	Kubiak	3	11	3.7	12	0
Nov 10	L	16-17	Raiders	75,896	Horan	2	9	4.5	9	0
Nov 17	W	24-20	at Kansas City	74,661	Rivers	2	5	2.5	3	0
Nov 24	L	10-13	at Seattle	60,430	BRONCOS	505	2015	4.0	163	16
Dec 1	W	20-3	New England	67,116	OPPONENTS	411	1794	4.4	49	8
Dec 8	W	17-7	at Cleveland	73,539	RECEIVING	No.	Yds	Avg	LG	TD
Dec 15	W	24-19	Phoenix	74,098	Young	44	629	14.3	152	2
Dec 22	W	17-14	at San Diego	51,449	Sewell	38	436	11.5	60	2

Team Statistics	Den	Opp
TOTAL FIRST DOWNS	284	242
Rushing	117	81
Passing	150	147
Penalty	17	14
3rd Down: Made/Att	92/223	64/206
3rd Down Pct.	41.3	31.1
4th Down: Made/Att	8/14	7/17
4th Down Pct.	57.1	41.2
POSSESSION AVG.	31:36	28:24
TOTAL NET YARDS	5012	4549
Avg. Per Game	313.3	284.3
Total Plays	1012	939
Avg. Per Play	5.0	4.8
NET YARDS RUSHING	2015	1794
Avg. Per Game	125.9	112.1
Total Rushes	505	411
NET YARDS PASSING	2997	2755
Avg. Per Game	187.3	172.2
Sacked/Yards Lost	46/313	52/346
Gross Yards	3310	3101
Att./Completions	459/246	476/246
Completion Pct.	53.6	51.7
Had Intercepted	12	23
PUNTS/AVERAGE	74/41.2	79/44.5
NET PUNTING AVG.	36.4	39.1
PENALTIES/YARDS	94/715	105/848
FUMBLES/BALL LOST	31/13	26/10
TOUCHDOWNS	32	22
Rushing	16	8
Passing	13	12
Returns	3	2

Score By Periods	1	2	3	4	OT	Total
BRONCOS	42	111	71	80	0	304
OPPONENTS	43	77	49	66	0	235

SCORING	TD	Ru	Pa	Rt	PAT	FG	S	TP
Treadwell	0	0	0	0	31/32	27/36	0	112
Elway	6	6	0	0	0/0	0/0	0	36
Green	4	4	0	0	0/0	0/0	0	24
Lewis	4	4	0	0	0/0	0/0	0	24
Sewell	4	2	2	0	0/0	0/0	0	24
V.Johnson	3	0	3	0	0/0	0/0	0	18
Nattiel	2	0	2	0	0/0	0/0	0	12
Young	2	0	2	0	0/0	0/0	0	12
Braxton	1	0	0	1	0/0	0/0	0	6
Dimry	1	0	0	1	0/0	0/0	0	6
Jackson	1	0	1	0	0/0	0/0	0	6
R.Johnson	1	0	0	1	0/0	0/0	0	6
Powers	1	0	0	1	0/0	0/0	0	6
Russell	1	0	1	0	0/0	0/0	0	6
Sharpe	1	0	1	0	0/0	0/0	0	6
BRONCOS	32	16	13	3	31/32	27/36	0	304
OPPONENTS	22	8	12	2	22/22	27/33	0	235

SACKS: Fletcher 13.5, Croel 10.0, Mecklenburg 9.0, Holmes 5.0, Kragen 3.5, Mills 3.0, Walker 3.0, Powers 2.0, Atwater 1.0, Braxton 1.0, Sochia 1.0, BRONCOS 52.0, OPPONENTS 46.0.

PASSING	Att.	Comp.	Yds.	Cmp.%	Yd/Att.	TD	TD%	Int.	Int.%	LG	Sacked	Rating
Elway	451	242	3253	53.7	7.21	13	2.9	12	2.7	71	45/305	75.4
Kubiak	5	3	33	60.0	6.60	0	0.0	0	0.0	14	1/8	79.6
Sewell	3	1	24	33.3	8.00	0	0.0	0	0.0	24	0/0	63.2
BRONCOS	459	246	3310	53.6	7.21	13	2.8	12	2.6	71	46/313	75.3
OPPONENTS	476	246	3101	51.7	6.51	12	2.5	23	4.8	63	52/346	60.5

1992 FINAL STATISTICS (8-8)

Date	W/L	Score	Opponent	Attend.	RUSHING	No.	Yds.	Avg	LG	TD
Sept 6	W	17-13	L.A. Raiders	75,418	Green	161	648	4.0	167	2
Sept 13	W	21-13	San Diego	74,367	Rivers	74	282	3.8	48	3
Sept 20	L	0-30	at Philadelphia	65,833	Lewis	73	288	3.7	22	4
Sept 27	W	20-19	at Cleveland	78,064	Elway	94	344	3.6	9	2
Oct 4	W	9-34	Kansas City	75,629	S. Smith	23	94	4.1	15	0
Oct 12	L	9-34	at Washington	56,371	Marshall	11	56	5.1	16	0
Oct 18	W	27-21	Houston	74,827	Moore	8	39	4.9	11	0
Oct 25	L	21-24	at San Diego	53,576	Maddox	9	20	2.2	11	0
Nov 8	W	27-16	New York Jets	74,678	R. Johnson	2	7	3.5	8	0
Nov 15	W	27-13	New York Giants	75,269	Jackson	3	-1	-3	1	0
Nov 22	L	0-24	at L.A. Raiders	50,011	Perryman	3	-1	-3	1	0
Nov 30	L	13-16	at Seattle (OT)	51,612	Sharpe	2	-6	-3.0	-3	0
Dec 6	L	27-31	Dallas	74,946	BRONCOS	403	1500	3.7	67	11
Dec 12	L	17-27	at Buffalo	71,740	OPPONENTS	489	1963	4.0	37	10
Dec 20	W	10-6	Seattle	72,570	RECEIVING	No.	Yds	Avg	LG	TD
Dec 27	L	20-42	at Kansas City	76,240	Sharpe	53	640	12.1	55	2

Team Statistics	Den	Opp
TOTAL FIRST DOWNS	234	283
Rushing	84	105
Passing	135	156
Penalty	15	22
3rd Down: Made/Att	67/208	81/222
3rd Down Pct.	32.2	36.5
4th Down: Made/Att	5/11	5/13
4th Down Pct.	45.5	38.5
POSSESSION AVG.	28:14	31:46
TOTAL NET YARDS	4430	5083
Avg. Per Game	276.9	317.7
Total Plays	928	1001
Avg. Per Play	4.8	5.1
NET YARDS RUSHING	1500	1963
Avg. Per Game	93.8	122.7
Total Rushes	403	489
NET YARDS PASSING	2930	3120
Avg. Per Game	183.1	195.0
Sacked/Yards Lost	52/382	50/317
Gross Yards	3312	3437
Att./Completions	473/258	462/268
Completion Pct.	54.5	58.0
Had Intercepted	29	15
PUNTS/AVERAGE	85/43.6	78/43.3
NET PUNTING AVG.	85/37.7	78/36.2
PENALTIES/YARDS	98/768	96/715
FUMBLES/BALL LOST	29/15	33/16
TOUCHDOWNS	29	35
Rushing	11	10
Passing	16	21
Returns	2	4

Score By Periods	1	2	3	4	OT	Total
BRONCOS	61	40	63	98	0	262
OPPONENTS	51	121	74	80	3	329

SCORING	TD	Ru	Pa	Rt	PAT	FG	S	TP
Treadwell	0	0	0	0	28/28	20/24	0	88
Jackson	8	0	8	0	0/0	0/0	0	48
Lewis	4	4	0	0	0/0	0/0	0	24
Elway	4	3	1	0	0/0	0/0	0	24
Green	2	2	0	0	0/0	0/0	0	12
V. Johnson	2	2	0	0	0/0	0/0	0	12
Sharpe	2	0	2	0	0/0	0/0	0	12
Brooks	1	0	2	0	0/0	0/0	0	12
Henderson	1	0	0	1	0/0	0/0	0	6
R. Johnson	1	0	0	1	0/0	0/0	0	6
Marshall	1	0	1	0	0/0	0/0	0	6
Tillman	1	0	1	0	0/0	0/0	0	6
Daluiso	0	0	0	0	0/0	0/1	0	0
BRONCOS	29	11	16	2	28/28	20/25	0	262
OPPONENTS	35	10	21	4	35/35	28/38	0	329

SACKS: Fletcher 16.0, Mecklenburg 7.5, Dronett 6.5, Kragen 5.5, Croel 5.0, Mills 2.0, Sochia 1.5, Walker 1.5, Atwater 1.0, Lang 1.0, Traylor 1.0, Holmes 0.5, BRONCOS 50.0, OPPONENTS 52.0.

PUNT RETURNS	Ret	FC	Yds	Av	LG	TD
Marshall	33	16	349	10.6	47	0
Dimry	1	0	4	4.0	4	0
BRONCOS	34	16	353	10.4	47	0
OPPONENTS	39	16	382	9.8	42	0

KICKOFF RETURNS	No.	Yds	Avg	LG	TD
Green	5	76	15.2	20	0
R. Johnson	2	47	23.5	34	0
Marshall	8	132	16.5	21	0
Montgomery	1	466	22.2	64	0
Oliver	20	20	20.0	20	0
Robinson	4	89	22.3	20	0
Russell	7	154	22.0	33	0
S. Smith	2	31	15.5	21	0
Traylor	1	13	13.0	13	0
BRONCOS	51	1028	20.2	64	0
OPPONENTS	13	254	19.5	47	0

FIELD GOALS	1-19	20-29	30-39	40-49	50+
Treadwell	1/1	9/10	6/8	4/5	0/0
Daluiso	0/0	0/0	0/0	0/0	0/0
BRONCOS	1/1	9/10	6/8	4/5	0/1
OPPONENTS	1/1	7/7	14/17	3/8	3/5

1993 FINAL STATISTICS (9-7)

Date	W/L	Score	Opponent	Attend.	RUSHING	No.	Yds.	Avg	LG	TD
Sept 5	W	26-20	at New York Jets	68,130	Bernstine	223	816	3.7	24	4
Sept 12	W	34-17	San Diego	75,074	Delpino	131	445	3.4	18	8
Sept 20	L	7-15	at Kansas City	78,453	Milburn	52	231	4.4	28	0
Oct 3	W	35-13	Indianapolis	74,953	Elway	44	153	3.5	18	0
Oct 10	L	27-30	at Green Bay	58,943	Rivers	15	50	3.3	14	1
Oct 18	L	20-23	L.A. Raiders	75,712	Rouen	1	0	0.0	0	0
Oct 31	W	28-17	Seattle	73,644	Maddox	2	-2	-1.0	-1	0
Nov 7	W	29-14	at Cleveland	77,818	BRONCOS	468	1693	3.6	25	13
Nov 14	L	23-26	Minnesota	67,329	OPPONENTS	397	1418	3.6	28	6
Nov 21	W	37-13	Pittsburgh	74,840	RECEIVING	No.	Yds	Avg	LG	TD
Nov 28	W	17-9	at Seattle	57,812	Sharpe	81	995	12.3	63	9
Dec 5	L	10-13	at San Diego	60,233	Russell	44	719	16.3	43	3
Dec 12	W	27-21	Kansas City	75,822	Bernstine	44	372	8.5	41	0
Dec 18	W	13-3	at Chicago	53,056	Milburn	38	300	7.9	50	3
Dec 26	L	10-17	Tampa Bay	73,434	Johnson, V.	36	517	14.4	56	5
Jan 2	L	30-33	at L.A. Raiders (OT)	66,904	Marshall	28	360	12.9	40	2

Team Statistics	Den	Opp
TOTAL FIRST DOWNS	327	280
Rushing	105	86
Passing	187	181
Penalty	35	13
3rd Down: Made/Att	98/225	71/215
3rd Down Pct.	43.6	33.0
4th Down: Made/Att	2/11	8/17
4th Down Pct.	18.2	47.1
POSSESSION AVG.	31:23	28:37
TOTAL NET YARDS	5461	5149
Avg. Per Game	341.3	321.8
Total Plays	1060	1005
Avg. Per Play	5.2	5.1
NET YARDS RUSHING	1693	1418
Avg. Per Game	105.8	88.6
Total Rushes	468	397
NET YARDS PASSING	3768	3731
Avg. Per Game	235.5	233.2
Sacked/Yards Lost	39/293	46/238
Gross Yards	4061	3969
Att./Completions	553/350	562/314
Completion Pct.	63.3	55.9
Had Intercepted	10	18
PUNTS/AVERAGE	68/44.4	81/43.7
NET PUNTING AVG.	68/37.1	81/36.0
PENALTIES/YARDS	112/822	128/962
FUMBLES/BALL LOST	29/18	27/13
TOUCHDOWNS	42	27
Rushing	13	6
Passing	27	21
Returns	2	0

Score By Periods	1	2	3	4	OT	Total
BRONCOS	66	147	91	69	0	373
OPPONENTS	53	82	62	84	3	284

SCORING	TD	Ru	Pa	Rt	PAT	FG	S	TP
Elam	0	0	0	0	41/42	26/35	0	119
Sharpe	9	0	9	0	0/0	0/0	0	54
Delpino	8	8	0	0	0/0	0/0	0	48
Johnson, V.	5	0	5	0	0/0	0/0	0	30
Bernstine	4	4	0	0	0/0	0/0	0	24
Russell	4	0	3	1	0/0	0/0	0	24
Milburn	3	0	3	0	0/0	0/0	0	18
Rivers	2	1	1	0	0/0	0/0	1	14
Marshall	2	0	2	0	0/0	0/0	0	12
Tillman	2	0	2	0	0/0	0/0	0	12
Croel	1	0	0	1	0/0	0/0	0	6
Johnson, R.	1	0	1	0	0/0	0/0	0	6
Wyman	1	0	1	0	0/0	0/0	0	6
BRONCOS	42	13	27	2	41/42	26/35	1	373
OPPONENTS	27	6	21	0	27/27	31/36	1	284

SACKS: Fletcher 13.5, Mecklenburg 9.0, Dronett 7.0, Croel 5.0, J. Robinson 3.5, Kragen 3.0, Wyman 2.0, Atwater 1.0, Oshodin 1.0, Williams 1.0, **BRONCOS 46.0, OPPONENTS 39.0.**

PASSING	Att.	Comp.	Yds.	Cmp.%	Yd./Att.	TD	TD%	Int.	Int.%	LG	Sacked	Rating
Elway	551	348	4030	63.2	7.31	25	4.5	10	1.8	63	39/293	92.8
Maddox	1	1	1	100.0	1.00	1	100.0	0	0.0	11	0/0	118.8
Marshall	1	1	30	100.0	30.00	1	100.0	0	0.0	130	0/0	158.3
BRONCOS	553	350	4061	63.3	7.34	27	4.9	10	1.8	63	39/293	94.2
OPPONENTS	562	314	3969	55.9	7.06	21	3.7	18	3.2	174	46/238	77.2

OPPONENTS: (22G, 43G) (30G) (34G, 41, 52G, 44G, 20G) (28G, 28G) (28G, 32G, 21G) (32G, 49G, 53G) (53G) (49N) (25G, 19G, 35G, 43G) (37G, 38G) (1) (56N, 47N, 27G, 34G) (44N) (31G) (48G, 41N) (43G, 50G, 39G, 47G)

1994 FINAL STATISTICS (7-9)

Date	W/L	Score	Opponent	Attend.	RUSHING	No.	Yds.	Avg	LG	TD
Sept 4	L	34-37	San Diego	74,032	L. Russell	190	620	3.3	22	9
Sept 11	L	22-25	at N.Y. Jets (OT)	73,436	Elway	58	235	4.1	22	4
Sept 18	L	16-48	L.A. Raiders	75,764	Milburn	58	201	3.5	20	1
Sept 26	L	20-27	at Buffalo	75,373	Clark	56	168	3.0	12	3
Oct 9	W	16-9	at Seattle	63,872	Bernstine	17	91	5.4	24	0
Oct 17	L	28-31	Kansas City	75,151	Rivers	43	83	1.9	11	2
Oct 23	W	20-15	at San Diego	61,625	Miller	5	57	11.4	24	0
Oct 30	W	26-14	Cleveland	73,190	Campbell	2	6	3.0	6	0
Nov 6	L	21-27	at L.A. Rams	48,103	D. Russell	1	6	6.0	6	0
Nov 13	W	17-10	Seattle	71,290	Miller	1	3	3.0	3	0
Nov 20	W	32-28	Atlanta	70,594	BRONCOS	431	1470	3.4	24	19
Nov 27	W	15-13	Cincinnati	69,714	OPPONENTS	432	1752	4.1	36	12
Dec 4	W	20-17	at Kansas City (OT)	77,631	RECEIVING	No.	Yds	Avg	LG	TD
Dec 11	L	13-23	at L.A. Raiders	60,016	Sharpe	87	1010	11.6	44	4
Dec 17	L	19-42	at San Francisco	64,884	Milburn	77	549	7.1	33	3
Dec 24	L	28-30	New Orleans	64,445	Miller	60	1107	18.5	76	5

Team Statistics	Den	Opp
TOTAL FIRST DOWNS	346	303
Rushing	101	103
Passing	202	182
Penalty	43	18
3rd Down: Made/Att	87/231	86/217
3rd Down Pct.	37.7	39.6
4th Down: Made/Att	7/17	3/10
4th Down Pct.	41.2	30.0
POSSESSION AVG.	30:58	29:02
TOTAL NET YARDS	5487	5907
Avg. Per Game	342.9	369.2
Total Plays	1112	1023
Avg. Per Play	4.9	5.8
NET YARDS RUSHING	1470	1752
Avg. Per Game	91.9	109.5
Total Rushes	431	432
NET YARDS PASSING	4017	4155
Avg. Per Game	251.1	259.7
Sacked/Yards Lost	55/366	23/141
Gross Yards	4383	4296
Att./Completions	626/388	568/322
Completion Pct.	62.0	56.7
Had Intercepted	13	12
PUNTS/AVERAGE	76/42.9	76/43.5
NET PUNTING AVG.	76/37.1	76/35.8
PENALTIES/YARDS	101/865	134/1031
FUMBLES/BALL LOST	27/18	24/14
TOUCHDOWNS	37	43
Rushing	19	12
Passing	18	28
Returns	0	3

Score By Periods	1	2	3	4	OT	Total
BRONCOS	53	96	102	93	3	347
OPPONENTS	64	148	77	104	3	396

SCORING	TD	Ru	Pa	Rt	PAT	FG	S	TP
Elam	0	0	0	0	29/29	30/37	0	119
L. Russell	9	9	0	0	0/0	0/0	0	54
Miller	5	0	5	0	0/0	0/0	0	32
Sharpe	4	0	4	0	0/0	0/0	0	28
Elway	4	4	0	0	0/0	0/0	0	24
Milburn	4	1	3	0	0/0	0/0	0	24
Clark	3	3	0	0	0/0	0/0	0	18
Evans	2	0	2	0	0/0	0/0	0	12
Rivers	2	2	0	0	0/0	0/0	0	12
Campbell	1	0	1	0	0/0	0/0	0	6
Pritchard	1	0	1	0	0/0	0/0	0	6
D. Russell	1	0	1	0	0/0	0/0	0	6
Tillman	1	0	1	0	0/0	0/0	0	6
BRONCOS	37	19	18	0	29/29	30/37	0	347
OPPONENTS	43	12	28	3	35/35	31/37	0	396

2pt. conversions: Sharpe 2, Miller. **TEAM 3-8, OPPONENTS 5-8.**

SACKS: Fletcher 7.0, Dronett 6.0, Washington 2.5, Hasselbach 2.0, Mecklenburg 1.5, Alexander 1.0, Bradford 1.0, Robinson 1.0, D. Smith 1.0, **BRONCOS 23.0, OPPONENTS 55.0.**

PASSING	Att.	Comp.	Yds.	Cmp.%	Yd./Att.	TD	TD%	Int.	Int.%	LG	Sacked	Rating
Elway	494	307	3490	62.1	7.06	16	3.2	10	2.0	63	46/303	85.7
Miller	131	81	893	61.8	6.82	2	1.5	3	2.3	76	9/63	77.6
Rivers	1	0	0	0.0	0.00	0	0.0	0	0.0	0	0/0	39.6
BRONCOS	626	388	4383	62.0	7.00	18	2.9	13	2.1	76	55/366	83.8
OPPONENTS	568	322	4296	56.7	7.56	28	4.9	12	2.1	75t	23/141	88.5

1995 FINAL STATISTICS (8-8)

Date	W/L	Score	Opponent	Attend.	RUSHING	No.	Yds.	Avg	LG	TD
Sept 3	W	22-7	Buffalo	75,157	Davis	237	1117	4.7	60t	7
Sept 10	L	21-31	at Dallas	64,578	Craver	73	333	4.6	23	5
Sept 17	W	38-31	Washington	71,930	Milburn	49	266	5.4	29	0
Sept 24	L	6-17	at San Diego	58,978	Elway	41	178	4.3	25	1
Oct 1	L	10-27	at Seattle	49,914	Bernstine	23	76	3.3	18	1
Oct 8	W	37-3	at New England	60,074	Pritchard	6	17	2.8	9	0
Oct 16	W	27-0	Oakland	75,491	Miller	3	8	2.7	7	0
Oct 22	L	7-21	Kansas City	71,044	Miller	1	5	5.0	5	0
Nov 5	W	38-6	Arizona	71,488	Rivers	2	2	1.0	1	0
Nov 12	L	13-31	at Philadelphia	60,842	McCaffrey	1	-1	-1.0	-1	0
Nov 19	W	30-27	San Diego	74,661	Musgrave	4	-4	-1.0	0	0
Nov 26	L	33-42	at Houston	36,113	BRONCOS	440	1995	4.5	60t	14
Dec 3	W	31-23	Jacksonville	72,231	OPPONENTS	451	1895	4.2	74t	19
Dec 10	L	27-31	Seattle	71,488						
Dec 17	L	17-20	at Kansas City	75,061						
Dec 24	W	31-28	at Oakland	50,074						

Team Statistics	Den	Opp
TOTAL FIRST DOWNS	344	322
Rushing	114	114
Passing	205	186
Penalty	25	22
3rd Down: Made/Att	89/207	92/212
3rd Down Pct.	43.0	43.4
4th Down: Made/Att	8/18	10/21
4th Down Pct.	44.4	47.6
POSSESSION AVG.	30:09	29:51
TOTAL NET YARDS	6040	5193
Avg. Per Game	377.5	324.6
Total Plays	1060	1010
Avg. Per Play	5.7	5.1
NET YARDS RUSHING	1995	1895
Avg. Per Game	124.7	118.4
Total Rushes	440	451
NET YARDS PASSING	4045	3298
Avg. Per Game	252.8	206.1
Sacked/Yards Lost	26/215	30/220
Gross Yards	4260	3518
Att./Completions	594/350	529/297
Completion Pct.	58.9	56.1
Had Intercepted	14	8
PUNTS/AVERAGE	54/40.9	76/42.8
NET PUNTING AVG.	54/37.3	76/34.9
PENALTIES/YARDS	109/851	103/848
FUMBLES/BALL LOST	25/16	20/13
TOUCHDOWNS	42	44
Rushing	14	19
Passing	27	20
Returns	1	5

Score By Periods	1	2	3	4	OT	Total
BRONCOS	96	137	64	91	—	388
OPPONENTS	72	103	68	102	—	345

SCORING	TD	Ru	Pa	Rt	PAT	FG	S	TP
Elam	0	0	0	0	39/39	31/38	0	132
Miller	14	0	14	0	0/0	0/0	0	64
Davis	8	7	1	0	0/0	0/0	0	48
Craver	6	5	1	0	0/0	0/0	0	36
Sharpe	4	0	4	0	0/0	0/0	0	24
Pritchard	3	0	3	0	0/0	0/0	0	18
McCaffrey	2	0	2	0	0/0	0/0	0	14
Elway	1	1	0	0	0/0	0/0	0	14
Bernstine	1	1	0	0	0/0	0/0	0	6
Evans	1	0	1	0	0/0	0/0	0	6
Smith	1	0	1	0	0/0	0/0	0	6
Crockett	1	0	0	1	0/0	0/0	0	6
BRONCOS	42	14	27	1	39/39	31/38	0	388
OPPONENTS	44	19	20	5	42/42	13/19	0	345

2pt. conversion: Elway, McCaffrey. TEAM 2-3, OPPONENTS 0-2.

SACKS: Perry 6.0, Fletcher 5.0, Hasselbach 4.0, Crockett 3.0, Cadrez 2.0, Dronett 2.0, Williams 2.0, Aldridge 1.5, Burns 1.5, Jones 1.0, Robinson 1.0, Alexander 0.5, Wilson 0.5, **BRONCOS** 30.0, **OPPONENTS** 26.0.

PASSING	Att.	Comp.	Yds.	Cmp.%	Yd./Att.	TD	TD%	Int.	Int.%	LG	Sacked	Rating
Elway	542	316	3970	58.3	7.32	26	4.8	14	2.6	62t	22/180	86.4
Miller	40	26	197	65.0	4.93	1	2.5	0	0.0	18	4/32	85.1
Musgrave	12	8	93	66.7	7.75	0	0.0	0	0.0	23	0/0	89.9
BRONCOS	594	350	4260	58.9	7.17	27	4.5	14	2.4	62t	26/215	86.4
OPPONENTS	529	297	3518	56.1	6.65	20	3.8	8	1.5	57	30/220	82.9

1996 FINAL STATISTICS (13-3)

Date	W/L	Score	Opponent	Attend.	RUSHING	No.	Yds.	Avg	LG	TD
Sept 1	W	31-6	New York Jets	70,595	Davis	345	1538	4.5	71t	13
Sept 8	W	30-20	at Seattle	43,671	Hebron	49	262	5.3	47	0
Sept 15	W	27-23	Tampa Bay	71,535	Elway	50	249	5.0	22	4
Sept 22	L	14-17	at Kansas City	79,439	Craver	59	232	3.9	28	2
Sept 29	W	14-10	at Cincinnati	51,798	Lewis	4	39	9.8	18	0
Oct 6	W	28-17	San Diego	75,058	Miller	3	39	13.0	26t	1
Oct 20	W	45-34	Baltimore	70,453	Rivers	2	6	3.0	3	0
Oct 27	W	34-7	Kansas City	75,652	R. Smith	1	1	1.0	1	0
Nov 4	W	22-21	at Oakland	61,179	Musgrave	12	-4	-0.3	6	0
Nov 10	W	17-12	Chicago	75,555	BRONCOS	525	2362	4.5	71t	20
Nov 17	W	34-8	at New England	59,452	OPPONENTS	345	1331	3.9	56	5
Nov 24	W	21-17	at Minnesota	59,142						
Dec 1	W	34-7	Seattle	74,982						
Dec 8	L	6-41	at Green Bay	60,712						
Dec 15	W	24-19	Oakland	75,466						
Dec 22	L	10-16	at San Diego	46,801						

Team Statistics	Den	Opp
TOTAL FIRST DOWNS	336	261
Rushing	134	67
Passing	180	165
Penalty	22	29
3rd Down: Made/Att	112/229	78/217
3rd Down Pct.	48.9	35.9
4th Down: Made/Att	6/11	7/16
4th Down Pct.	54.5	43.8
POSSESSION AVG.	33:17	26:43
TOTAL NET YARDS	5791	4470
Avg. Per Game	361.9	279.4
Total Plays	1092	951
Avg. Per Play	5.3	4.7
NET YARDS RUSHING	2362	1331
Avg. Per Game	147.6	83.2
Total Rushes	525	345
NET YARDS PASSING	3429	3139
Avg. Per Game	214.3	196.2
Sacked/Yards Lost	31/233	40/274
Gross Yards	3662	3413
Att./Completions	536/327	566/302
Completion Pct.	61.0	53.4
Had Intercepted	17	23
PUNTS/AVERAGE	65/41.8	83/46.1
NET PUNTING AVG.	65/37.4	83/37.4
PENALTIES/YARDS	109/834	119/834
FUMBLES/BALL LOST	27/15	26/9
TOUCHDOWNS	47	31
Rushing	20	5
Passing	26	22
Returns	1	4

INTERCEPTIONS	No.	Yds	Avg	LG	TD
Braxton	9	128	14.2	69t	1
Atwater	3	11	3.7	11	0
Romanowski	3	1	0.3	1	0
Crockett	2	34	17.0	34	0
Washington	2	17	8.5	23	0
James	2	15	7.5	15	0
Hilliard	1	27	27.0	27	0
Mobley	1	8	8.0	8	0
BRONCOS	23	241	10.5	69t	1
OPPONENTS	17	171	10.1	34	0

PUNTING	No.	Yds	Avg	Net	TB	In20	LG	B
Rouen	65	2714	41.8	36.2	5	16	57	0
BRONCOS	65	2714	41.8	36.2	5	16	57	0
OPPONENTS	83	3825	46.1	37.4	7	18	67	0

Score By Periods	1	2	3	4	OT	Total
BRONCOS	131	132	65	63	—	391
OPPONENTS	52	77	78	68	—	275

SCORING	TD	Ru	Pa	Rt	PAT	FG	2pt	TP
Elam	0	0	0	0	46/46	21/28	0	109
Davis	15	13	2	0	0	0	0	90
Sharpe	10	0	10	0	0	0	0	60
McCaffrey	7	0	7	0	0	0	0	42
Elway	4	4	0	0	0	0	0	24
Miller	4	1	3	0	0	0	0	24
Craver	3	2	1	0	0	0	0	18
R. Smith	2	0	2	0	0	0	0	12
Braxton	1	0	0	1	0	0	0	6
Sherrard	1	0	1	0	0	0	0	6
BRONCOS	47	20	26	1	46/46	21/28	0	391
OPPONENTS	31	5	22	4	25/25	20/23	2	275

2pt. conversions: TEAM 0-1, OPPONENTS 2-6.

SACKS: A. Williams 13.0, Geathers 5.0, Tanuvasa 5.0, Crockett 4.0, Perry 3.5, Romanowski 3.0, Hasselbach 2.0, Lodish 1.5, Mobley 1.5, D. Williams 1.0, Robinson 0.5. **BRONCOS** 40.0, **OPPONENTS** 31.0.

PASSING	Att.	Comp.	Yds.	Cmp.%	Yd./Att.	TD	TD%	Int.	Int.%	LG	Sacked	Rating
Elway	466	287	3328	61.6	7.14	26	5.6	14	3.0	51	26/194	89.2
Musgrave	52	31	276	59.6	5.31	0	0.0	2	3.8	46	4/32	57.9
Lewis	17	9	58	52.9	3.41	0	0.0	1	5.9	11	1/7	35.9
Craver	1	0	0	0.0	0.00	0	0.0	0	0.0	0	0/0	39.6
BRONCOS	536	327	3662	61.0	6.83	26	4.9	17	3.2	51	31/233	84.3
OPPONENTS	566	302	3413	53.4	6.03	22	3.9	23	4.1	51t	40/274	67.7

1997 FINAL STATISTICS (12-4)

Date	W/L	Score	OT	Opponent	Attendance	RUSHING	No.	Yds	Avg	LG	TD
Aug 31	W	19-3		Kansas City	75,600	Davis	363	1750	4.7	501	15
Sept 07	W	35-14		at Seattle	55,859	Hebron	49	222	4.5	46	1
Sept 14	W	35-14		St. Louis	74,338	Elway	50	218	4.4	23	1
Sept 21	W	38-20		Cincinnati	73,871	Loville	25	124	5.0	17	1
Sept 28	W	29-21		at Atlanta	48,211	Griffith	9	34	3.8	9	0
Oct 6	W	34-13		New England	75,821	R. Smith	5	16	3.2	11	0
Oct 19	L	25-28		at Oakland	57,006	D. Smith	4	10	2.5	21	0
Oct 26	W	23-20	OT	at Buffalo	78,458	Brister	4	2	0.5	2	0
Nov 2	W	30-27		Seattle	74,212	Lewis	5	2	0.4	5	0
Nov 9	W	34-0		Carolina	71,408	BRONCOS	520	2378	4.6	501	18
Nov 16	L	22-24		at Kansas City	77,963	OPPONENTS	381	1803	4.7	831	10
Nov 24	W	31-3		Oakland	75,307						
Nov 30	W	38-28		at San Diego	54,245	RECEIVING	No.	Yds	Avg	LG	TD
Dec 7	L	24-35		at Pittsburgh	59,739	Sharpe	72	1107	15.4	68	3
Dec 15	L	17-34		at San Francisco	68,461	R. Smith	70	1180	16.9	78	12
Dec 21	W	38-3		San Diego	69,632	McCaffrey	45	590	13.1	35	8
						Davis	42	287	6.8	25	0
						Green	19	240	12.6	31	2
						Carswell	12	96	8.0	24	1
						Griffith	11	55	5.0	20	0
						D. Smith	4	41	10.3	17	1
						Hebron	3	36	12.0	21	0
						Jeffers	3	24	8.0	10	0
						Chamberlain	2	18	9.0	9	0
						Loville	2	10	5.0	7	0
						Lynn	1	21	21.0	21	0
						Nalen	1	-1	-1.0	-1	0
						BRONCOS	287	3704	12.9	78	27
						OPPONENTS	290	3166	10.9	691	20

Team Statistics	Den	Opp
TOTAL FIRST DOWNS	340	258
Rushing	138	83
Passing	172	145
Penalty	30	30
3rd Down: Made/Att	92/217	65/207
4th Down: Made/Att	42/4	31/4
4th Down: Pct.	7/16	8/19
POSSESSION AVG.	32.07	42.1
TOTAL NET YARDS	5872	2753
Avg. Per Game	367.0	291.9
Total Plays	1068	951
Avg. Per Play	5.5	4.9
NET YARDS RUSHING	2378	1803
Avg. Per Game	148.6	112.7
Total Rushes	520	381
NET YARDS PASSING	3494	2868
Avg. Per Game	218.4	179.3
Sacked/Yards Lost	35/210	44/298
Gross Yards	3704	3166
Att./Completions	513/287	526/290
Completion Pct.	55.9	55.1
Had Intercepted	11	18
PUNTS/AVERAGE	60/43.3	94/43.5
NET PUNTING AVG.	60/38.1	94/35.7
PENALTIES/YDS.	116/1006	130/1118
FUMBLES/LOST	25/10	27/13
TOUCHDOWNS	18	35
Rushing	15	18
Passing	27	20
Returns	10	5

Score By Periods	1	2	3	4	OT	Total
BRONCOS	107	140	137	85	3	472
OPPONENTS	34	100	68	85	0	287

SCORING	TD	Ru	Pa	Ret	PAT	FG	S	TP
Elam	0	0	0	0	46/46	26/36	0	124
Davis	15	15	0	0	0	0	0	96
R. Smith	12	0	12	0	0	0	0	72
McCaffrey	8	0	8	0	0	0	0	48
Gordon	4	0	0	4	0	0	0	24
Sharpe	3	0	3	0	0	0	0	20
Green	2	0	2	0	0	0	0	12
Bentley TM	0	0	0	0	4/4	2/3	0	10
Atwater	1	0	0	1	0	0	0	6
Braxton	1	0	0	1	0	0	0	6
Carswell	1	0	1	0	0	0	0	6
Elway	1	1	0	0	0	0	0	6
Hebron	1	1	0	0	0	0	0	6
Johnson	1	0	0	1	0	0	0	6
Loville	1	1	0	0	0	0	0	6
Mobley	1	0	0	1	0	0	0	6
D. Smith	1	0	1	0	0	0	0	6
Traylor	1	0	0	1	0	0	0	6
Williams	1	0	0	1	0	0	0	6
BRONCOS	55	18	27	10	50/50	28/39	0	472
OPPONENTS	35	10	20	5	35/35	14/19	0	287

2pt. conversion: Davis 3, Sharpe, TEAM 4-5, OPPONENTS 0-0

SACKS: N. Smith 8.5, Tanuvasa 8.5, Williams 8.5, Mobley 4.0, Gordon 2.0, Pryce 2.0, Romanowski 2.0, Traylor 2.0, Hasselbach 1.5, Atwater 1.0, Lodiis 1.0, McKyer 1.0, Braxton 0.5, Richie 0.5, **BRONCOS** 44.0, **OPPONENTS** 35.0

PASSING	Att.	Cmp.	Yds.	Cmp%	Yds/Att.	TD	TD%	Int	Int%	LG	Sacked	Rating
Elway	502	280	3635	55.8	7.24	27	5.4	11	2.2	78	34/203	87.5
Brister	9	6	48	66.7	5.33	0	0.0	0	0.0	15	0/0	79.9
Lewis	2	1	21	50.0	10.50	0	0.0	0	0.0	21	1/7	87.5
BRONCOS	513	287	3704	55.9	7.22	27	5.3	11	2.1	78	35/210	87.4
OPPONENTS	526	290	3166	55.1	6.02	20	3.8	18	3.4	691	44/298	71.5

DENVER BRONCOS STARTERS, 1960-97

Listed below are the usual starters, by position, for the Denver Broncos on a season-by-season basis from 1960-97. A player must have been the starter for the majority of the games that season to be designated as the starter. If the number of starting assignments at a position were virtually equal, two players have been listed, with the player who had the greater playing time listed first. The term "Ret" is used to designate someone who was a kick return specialist.

1960	1961	1962	1963
OFFENSE	OFFENSE	OFFENSE	OFFENSE
LE 87 Lionel Taylor	LE 87 Lionel Taylor	LE 87 Lionel Taylor	SE 87 Lionel Taylor
85 Jim Greer	LT 77 Jack Mattox	LT 72 Jerry Sturms	LT 72 Harold Olson
LT 74 Gordon Holz	LG 80 Ken Adamson	LG 71 Jim Perkins	LG 71 Jim Perkins
77 Carl Larpenter	C 51 Mike Nichols	LG 60 Ken Adamson	LG 67 Bob McCullough
LG 60 Ken Adamson	C 52 Jim Barton	C 52 Jim Barton	C 72 Jerry Sturms
C 51 Mike Nichols	RG 77 Carl Larpenter	RG 67 Bob McCullough	RG 62 Ernie Barnes
	RT 75 Eldon Danenhauer	RT 75 Eldon Danenhauer	RT 75 Eldon Danenhauer
	TE 88 Gene Prebola	TE 88 Gene Prebola	TE 88 Gene Prebola
RG 71 Willie Smith	FL 42 Al Frazier (Ret)	FL 82 Bob Scarpitto	FL 82 Bob Scarpitto
RT 75 Eldon Danenhauer	QB 18 Frank Tripucka	QB 18 Frank Tripucka	QB 7 Mickey Slaughter
RE 81 Bill Jessup	HB 16 George Herring	HB 17 George Shaw	HB 19 Don Breaux
78 Pat Epperson	HB 34 Don Stone	HB 34 Don Stone	HB 34 Don Stone
FL 41 Bob McNamara	FB 33 Fred Bukaly	FB 33 Fred Bukaly	FB 33 Fred Bukaly
Ken Carpenter	P 16 George Herring	P 16 George Herring	P 51 Jim Fraser
QB 18 Frank Tripucka	PK 21 Gene Mingo	PK 21 Gene Mingo	PK 21 Gene Mingo
	Ret 40 Al Carmichael		Ret 27 Charley Mitchell
DEFENSE	DEFENSE	DEFENSE	DEFENSE
LE 65 Joe Young	LE 65 John Cash	DE 61 Chuck Gavin	LE 83 Ray Jacobs
70 Don King	LT 64 Bud McFadin	DT 64 Bud McFadin	DT 80 Ron Vary
RT 64 Bud McFadin	RT 74 Gordon Holz	DT 73 Gordon Holz	LT 64 Bud McFadin
RE 67 John Hatley	RE 61 Chuck Gavin	DT 66 John Cash	RE 61 Chuck Gavin
61 Chuck Gavin	LLB 53 Bob Hudson	LLB 55 Jim Fraser	LLB 33 John Nocera
76 Bill Yovertson	MLB 55 Wahoo McDaniel	MLB 55 Wahoo McDaniel	MLB 53 Tom Erlandson
LLB 33 Bob Hudson	RLB 68 Bill Roehneit	RLB 68 Bill Roehneit	MLB 55 Wahoo McDaniel
MLB 34 Hardy Brown	62 Jerry Stallcup	62 Jerry Stallcup	RLB 55 Jim Fraser
52 Frank Kutcht	LC 41 Bob McNamara	LCB 47 John McGeever	LC 47 John McGeever
RLB 84 Albert Day	RC 45 Jim McMillan	RCB 45 Jim McMillan	RC 24 Willie Brown
	LS 46 Phil Nugent	LS 46 Phil Nugent	RC 27 Charlie Mitchell
LC 43 Frank Bernardi	RS 23 Goose Gonsoulin	RS 23 Goose Gonsoulin	RC 27 Bob Zeman
41 Bob McNamara			RS 23 Goose Gonsoulin
RC 83 John Pyssett			
LS 42 Al Romine			
RS 23 Goose Gonsoulin			
1964	1965	1966	1967
OFFENSE	OFFENSE	OFFENSE	OFFENSE
SE 87 Lionel Taylor	SE 87 Lionel Taylor	SE 87 Lionel Taylor	SE 81 Eric Crabtree
LT 73 Harold Olson	LT 77 Bob Breitenstein	LT 76 Bob Breitenstein	LT 84 Sam Brunelli
LG 71 Jim Perkins	LG 72 Jerry Sturms	LG 72 Jerry Sturms	LG 67 George Goeddeke
68 Tom Nomina	C 52 Ray Kubala	C 52 Ray Kubala	C 59 Larry Kaminski
C 72 Jerry Sturms	RG 67 Bob McCullough	RG 79 John Gonzaga	RG 73 Pat Mattson
RG 67 Bob McCullough	RT 75 Eldon Danenhauer	RT 74 John Hornan	RT 76 Tom Chichowski
RT 75 Eldon Danenhauer	TE 30 Hewitt Dixon	TE 74 Les Burnett	TE 85 Tom Beer
TE 30 Hewitt Dixon	88 Al Denson	TE 88 Al Denson	
FL 82 Bob Scarpitto	FL 82 Bob Scarpitto	FL 82 Bob Scarpitto	FL 88 Al Denson
88 Al Denson	QB 7 Mickey Slaughter	QB 10 John McCormick	QB 13 Steve Tensi
QB 15 Jacky Lee	10 John McCormick	15 Max Chobanian	QB 10 Floyd Little (Ret)
HB 27 Charley Mitchell	28 Abner Haynes (Ret)	28 Abner Haynes (Ret)	HB 27 Charlie Mitchell
28 Abner Haynes	FB 27 Charlie Mitchell	FB 27 Charlie Mitchell	FB 31 Bo Hickey
FB 3 Billy Joe	29 Wendell Hayes	29 Wendell Hayes	33 Wendell Hayes
	PK 82 Bob Scarpitto	PK 82 Bob Scarpitto	PK 82 Bob Scarpitto
	PK 12 Gary Kroner	PK 12 Gary Kroner	PK 2 Bob Humphreys
Ret 42 Odell Barry			
DEFENSE	DEFENSE	DEFENSE	DEFENSE
LE 83 Ray Jacobs	LE 80 Ed Cooke	LE 81 Max Leetzow	LE 75 Rex Mirich
LT 77 Dick Guesman	LT 83 Ray Jacobs	LT 83 Ray Jacobs	LT 62 Jerry Inman
RT 70 Charlie Janerette	RT 70 Charlie Janerette	RT 86 Larry Cox	RT 63 Dave Costa
	RE 80 Ed Cooke	RE 81 Max Leetzow	RE 87 Richard Jackson
	78 Larry Moore	78 Larry Moore	
LLB 50 Jerry Hopkins	LLB 53 Tom Erlandson	LLB 50 Jerry Hopkins	LLB 50 Carl Cunningham
53 Tom Erlandson	51 Eugene Jeter	51 Eugene Jeter	55 John Huard
MLB 55 Marv Matuszak	55 Archie Matsos	55 Archie Matsos	57 Pete Duranko
	RLB 51 Jim Fraser	RLB 56 John Bramlett	RLB 54 Chip Myrtle
LC 24 Willie Brown	LC 24 Willie Brown	LC 24 Willie Brown	LC 21 Frank Richter
45 Jim McMillan	45 Jim McMillan	21 Goldie Sellers (Ret)	58 Goldie Sellers (Ret)
LS 47 John McGeever	RC 47 John McGeever	RC 47 John McGeever	RC 48 Nemiah Wilson
	LS 44 Miller Farr	LS 42 Lonnie Wright	FS 28 Jack Lentz
RS 23 Goose Gonsoulin	RS 23 Goose Gonsoulin	RS 23 Goose Gonsoulin	SS 43 Pete Jacquess
			45 Tom Cassese

1968				1969				1970				1971			
OFFENSE				OFFENSE				OFFENSE				OFFENSE			
SE 88	Al Denson	SE 88	Al Denson	SE 88	Al Denson	SE 88	Al Denson	SE 88	Al Denson	SE 88	Al Denson	SE 42	Bill Van Heusen	SE 42	Bill Van Heusen
42	Billy Van Heusen	42	Mike Hatfner	42	Mike Hatfner	42	Mike Hatfner	42	Mike Hatfner	42	Mike Hatfner	60	Jerry Simmons	60	Jerry Simmons
LT 72	Sam Brunelli	LT 72	Sam Brunelli	LT 72	Sam Brunelli	LT 72	Sam Brunelli	LT 72	Sam Brunelli	LT 72	Sam Brunelli	LT 75	Roger Shoals	LT 75	Roger Shoals
LG 67	George Goeddeke	LG 67	George Goeddeke	LG 67	George Goeddeke	LG 67	George Goeddeke	LG 67	George Goeddeke	LG 67	George Goeddeke	LG 68	Laron Jackson	LG 68	Laron Jackson
C 59	Larry Kaminski	C 59	Larry Kaminski	C 59	Larry Kaminski	C 59	Larry Kaminski	C 59	Larry Kaminski	C 59	Larry Kaminski	C 59	Larry Kaminski	C 59	Larry Kaminski
RG 60	Bob Young	RG 60	Bob Young	RG 60	Bob Young	RG 60	Bob Young	RG 60	Bob Young	RG 60	Bob Young	RG 64	Mike Schnitker	RG 64	Mike Schnitker
84	Jon Homan	84	Jon Homan	84	Jon Homan	84	Jon Homan	84	Jon Homan	84	Jon Homan	61	Tom Lyons	61	Tom Lyons
RT 74	Mike Current	RT 74	Mike Current	RT 74	Mike Current	RT 74	Mike Current	RT 74	Mike Current	RT 74	Mike Current	TE 74	Mike Current	TE 74	Mike Current
TE 85	Tom Beer	TE 85	Tom Beer	TE 85	Tom Beer	TE 85	Tom Beer	TE 85	Tom Beer	TE 85	Tom Beer	TE 81	Billy Masters	TE 81	Billy Masters
WR 41	Eric Crabtree	WR 41	Eric Crabtree	WR 41	Eric Crabtree	WR 41	Eric Crabtree	WR 41	Eric Crabtree	WR 41	Eric Crabtree	WR 40	Jack Gehrke	WR 40	Jack Gehrke
80	Jimmy Jones	80	Jimmy Jones	80	Jimmy Jones	80	Jimmy Jones	80	Jimmy Jones	80	Jimmy Jones	82	Dwight Harrison	82	Dwight Harrison
QB 15	Marlin Briscoe	QB 15	Marlin Briscoe	QB 15	Marlin Briscoe	QB 15	Marlin Briscoe	QB 15	Marlin Briscoe	QB 15	Marlin Briscoe	QB 10	Steve Ramsey	QB 10	Steve Ramsey
13	Steve Tensi	13	Steve Tensi	13	Steve Tensi	13	Steve Tensi	13	Steve Tensi	13	Steve Tensi	13	Don Horn	13	Don Horn
HB 44	Floyd Little (Ret)	HB 44	Floyd Little	HB 44	Floyd Little	HB 44	Floyd Little	HB 44	Floyd Little	HB 44	Floyd Little	HB 44	Floyd Little	HB 44	Floyd Little
22	Fran Lynch	22	Fran Lynch	22	Fran Lynch	22	Fran Lynch	22	Fran Lynch	22	Fran Lynch	22	Fran Lynch	22	Fran Lynch
FB 32	Garrett Ford	FB 32	Garrett Ford	FB 32	Garrett Ford	FB 32	Garrett Ford	FB 32	Garrett Ford	FB 32	Garrett Ford	FB 11	Bobby Anderson	FB 11	Bobby Anderson
40	Brendan McCarthy	40	Brendan McCarthy	40	Brendan McCarthy	40	Brendan McCarthy	40	Brendan McCarthy	40	Brendan McCarthy	P 42	Bill Van Heusen	P 42	Bill Van Heusen
P 42	Billy Van Heusen	P 42	Billy Van Heusen	P 42	Billy Van Heusen	P 42	Billy Van Heusen	P 42	Billy Van Heusen	P 42	Billy Van Heusen	PK 15	Jim Turner	PK 15	Jim Turner
PK 3	Bobby Howfield	PK 3	Bobby Howfield	PK 3	Bobby Howfield	PK 3	Bobby Howfield	PK 3	Bobby Howfield	PK 3	Bobby Howfield				
DEFENSE				DEFENSE				DEFENSE				DEFENSE			
LE 55	Pete Duranko	LE 55	Pete Duranko	LE 55	Pete Duranko	LE 55	Pete Duranko	LE 55	Pete Duranko	LE 55	Pete Duranko	LE 57	Rich Jackson	LE 57	Rich Jackson
70	Paul Smith	70	Paul Smith	70	Paul Smith	70	Paul Smith	70	Paul Smith	70	Paul Smith	LT 70	Paul Smith	LT 70	Paul Smith
LT 62	Jerry Inman	LT 62	Jerry Inman	LT 62	Jerry Inman	LT 62	Jerry Inman	LT 62	Jerry Inman	LT 62	Jerry Inman	RT 63	Dave Costa	RT 63	Dave Costa
75	Rex Mirich	75	Rex Mirich	75	Rex Mirich	75	Rex Mirich	75	Rex Mirich	75	Rex Mirich	RE 55	Pete Duranko	RE 55	Pete Duranko
RT 63	Dave Costa	RT 63	Dave Costa	RT 63	Dave Costa	RT 63	Dave Costa	RT 63	Dave Costa	RT 63	Dave Costa	LLB 50	Carl Cunningham	LLB 50	Carl Cunningham
RE 87	Richard Jackson	RE 87	Richard Jackson	RE 87	Richard Jackson	RE 87	Richard Jackson	RE 87	Richard Jackson	RE 87	Richard Jackson	MLB 52	Fred Forsberg	MLB 52	Fred Forsberg
LLB 50	Carl Cunningham	LLB 50	Carl Cunningham	LLB 50	Carl Cunningham	LLB 50	Carl Cunningham	LLB 50	Carl Cunningham	LLB 50	Carl Cunningham	57	John Huard	57	John Huard
MLB 57	John Huard	MLB 57	John Huard	MLB 57	John Huard	MLB 57	John Huard	MLB 57	John Huard	MLB 57	John Huard	RLB 54	Chip Myrtle	RLB 54	Chip Myrtle
RLB 52	Fred Forsberg	RLB 52	Fred Forsberg	RLB 52	Fred Forsberg	RLB 52	Fred Forsberg	RLB 52	Fred Forsberg	RLB 52	Fred Forsberg	LC 28	Cornell Gordon	LC 28	Cornell Gordon
54	Chip Myrtle	54	Chip Myrtle	54	Chip Myrtle	54	Chip Myrtle	54	Chip Myrtle	54	Chip Myrtle	RC 36	Billy Thompson (Ret)	RC 36	Billy Thompson (Ret)
LC 20	Charlie Greer	LC 20	Charlie Greer	LC 20	Charlie Greer	LC 20	Charlie Greer	LC 20	Charlie Greer	LC 20	Charlie Greer	FS 43	Pete Jaquess	FS 43	Pete Jaquess
RC 23	Drake Garrett	RC 23	Drake Garrett	RC 23	Drake Garrett	RC 23	Drake Garrett	RC 23	Drake Garrett	RC 23	Drake Garrett	47	Paul Martha	47	Paul Martha
FS 28	Jack Lentz	FS 28	Jack Lentz	FS 28	Jack Lentz	FS 28	Jack Lentz	FS 28	Jack Lentz	FS 28	Jack Lentz	SS 20	Charles Greer	SS 20	Charles Greer
SS 43	Pete Jaquess	SS 43	Pete Jaquess	SS 43	Pete Jaquess	SS 43	Pete Jaquess	SS 43	Pete Jaquess	SS 43	Pete Jaquess				
34	Gus Hollomon	34	Gus Hollomon	34	Gus Hollomon	34	Gus Hollomon	34	Gus Hollomon	34	Gus Hollomon				
1972				1973				1974				1975			
OFFENSE				OFFENSE				OFFENSE				OFFENSE			
WR 84	Rod Sherman	WR 84	Rod Sherman	WR 25	Haven Moses	WR 25	Haven Moses	WR 25	Haven Moses	WR 25	Haven Moses	WR 80	Rick Upchurch (Ret)	WR 80	Rick Upchurch (Ret)
25	Haven Moses	25	Haven Moses	25	Haven Moses	25	Haven Moses	25	Haven Moses	25	Haven Moses	42	Bill Van Heusen	42	Bill Van Heusen
LT 78	Marv Montgomery	LT 78	Marv Montgomery	LT 78	Marv Montgomery	LT 78	Marv Montgomery	LT 78	Marv Montgomery	LT 78	Marv Montgomery	LT 71	Claudia Minor	LT 71	Claudia Minor
LG 68	Laron Jackson	LG 68	Laron Jackson	LG 64	Mike Schnitker	LG 64	Mike Schnitker	LG 68	Laron Jackson	LG 68	Laron Jackson	LG 61	Tom Lyons	LG 61	Tom Lyons
C 59	Larry Kaminski	C 59	Larry Kaminski	C 50	Bobby Maples	C 50	Bobby Maples	C 50	Bobby Maples	C 50	Bobby Maples	C 50	Bobby Maples	C 50	Bobby Maples
RG 64	Mike Schnitker	RG 64	Mike Schnitker	RG 61	Tom Lyons	RG 61	Tom Lyons	RG 60	Paul Howard	RG 60	Paul Howard	RG 60	Paul Howard	RG 60	Paul Howard
61	Tom Lyons	61	Tom Lyons	61	Tom Lyons	61	Tom Lyons	74	Mike Current	74	Mike Current	RT 74	Mike Current	RT 74	Mike Current
RT 74	Mike Current	RT 74	Mike Current	RT 74	Mike Current	RT 74	Mike Current	TE 88	Riley Odoms	TE 88	Riley Odoms	TE 88	Riley Odoms	TE 88	Riley Odoms
TE 81	Billy Masters	TE 81	Billy Masters	TE 88	Riley Odoms	TE 88	Riley Odoms	WR 80	Jerry Simmons	WR 80	Jerry Simmons	WR 25	Haven Moses	WR 25	Haven Moses
88	Riley Odoms	88	Riley Odoms	88	Riley Odoms	88	Riley Odoms	80	Jerry Simmons	80	Jerry Simmons	82	Steve Ramsey	82	Steve Ramsey
WR 80	Jerry Simmons	WR 80	Jerry Simmons	WR 80	Jerry Simmons	WR 80	Jerry Simmons	QB 12	Charley Johnson	QB 12	Charley Johnson	QB 10	Steve Ramsey	QB 10	Steve Ramsey
QB 12	Charley Johnson	QB 12	Charley Johnson	QB 12	Charley Johnson	QB 12	Charley Johnson	10	Steve Ramsey	10	Steve Ramsey	12	Charley Johnson	12	Charley Johnson
10	Steve Ramsey	10	Steve Ramsey	10	Steve Ramsey	10	Steve Ramsey	HB 24	Otis Armstrong (Ret)	HB 24	Otis Armstrong (Ret)	HB 44	Floyd Little (Ret)	HB 44	Floyd Little (Ret)
HB 44	Floyd Little	HB 44	Floyd Little	HB 44	Floyd Little	HB 44	Floyd Little	FB 32	Jon Keyworth	FB 32	Jon Keyworth	FB 32	Jon Keyworth	FB 32	Jon Keyworth
22	Fran Lynch	22	Fran Lynch	22	Fran Lynch	22	Fran Lynch	P 11	Luke Prestridge	P 11	Luke Prestridge	P 11	Luke Prestridge	P 11	Luke Prestridge
FB 11	Bobby Anderson	FB 11	Bobby Anderson	FB 11	Bobby Anderson	FB 11	Bobby Anderson	PK 19	Fred Steinfert	PK 19	Fred Steinfert	PK 19	Fred Steinfert	PK 19	Fred Steinfert
33	Joe Dawkins (Ret)	33	Joe Dawkins (Ret)	33	Joe Dawkins (Ret)	33	Joe Dawkins (Ret)	KR 82	Larry Brunson	KR 82	Larry Brunson	KR 82	Larry Brunson	KR 82	Larry Brunson
P 42	Bill Van Heusen	P 42	Bill Van Heusen	P 42	Bill Van Heusen	P 42	Bill Van Heusen								
PK 15	Jim Turner	PK 15	Jim Turner	PK 15	Jim Turner	PK 15	Jim Turner								
DEFENSE				DEFENSE				DEFENSE				DEFENSE			
RE 77	Lyle Alzado	RE 77	Lyle Alzado	RE 77	Lyle Alzado	RE 77	Lyle Alzado	LE 79	Barney Chavous	LE 79	Barney Chavous	LE 79	Barney Chavous	LE 79	Barney Chavous
RT 76	Tom Domres	RT 76	Tom Domres	RT 79	Barney Chavous	RT 79	Barney Chavous	LT 63	John Grant	LT 63	John Grant	LT 63	John Grant	LT 63	John Grant
LT 70	Paul Smith	LT 70	Paul Smith	LT 70	Paul Smith	LT 70	Paul Smith	RE 77	Lyle Alzado	RE 77	Lyle Alzado	RE 77	Lyle Alzado	RE 77	Lyle Alzado
LE 55	Pete Duranko	LE 55	Pete Duranko	LE 55	Pete Duranko	LE 55	Pete Duranko	LLB 57	Tom Jackson	LLB 57	Tom Jackson	LLB 57	Tom Jackson	LLB 57	Tom Jackson
RLB 54	Chip Myrtle	RLB 54	Chip Myrtle	RLB 54	Chip Myrtle	RLB 54	Chip Myrtle	RC 22	Aaron Kyle	RC 22	Aaron Kyle	RC 22	Aaron Kyle	RC 22	Aaron Kyle
MLB 58	Tom Graham	MLB 58	Tom Graham	MLB 58	Tom Graham	MLB 58	Tom Graham	WS 43	Steve Foley	WS 43	Steve Foley	WS 43	Steve Foley	WS 43	Steve Foley
LLB 52	Fred Forsberg	LLB 52	Fred Forsberg	LLB 52	Fred Forsberg	LLB 52	Fred Forsberg	SS 36	Billy Thompson	SS 36	Billy Thompson	SS 36	Billy Thompson	SS 36	Billy Thompson
RC 36	Billy Thompson	RC 36	Billy Thompson	RC 36	Billy Thompson	RC 36	Billy Thompson								
LC 41	Leroy Mitchell	LC 41	Leroy Mitchell	LC 41	Leroy Mitchell	LC 41	Leroy Mitchell								
WS 23	Steve Preece	WS 23	Steve Preece	WS 20	Charles Greer	WS 20	Charles Greer								
SS 20	Charles Greer	SS 20	Charles Greer	SS 36	Billy Thompson (Ret)	SS 36	Billy Thompson (Ret)								

1976				1977				1978				1979			
OFFENSE				OFFENSE				OFFENSE				OFFENSE			
WR	80	Rick Upchurch (Ret)	WR	82	Jack Dolbin	WR	82	Jack Dolbin	WR	80	Rick Upchurch (Ret)	WR	80	Rick Upchurch (Ret)	
	82	Jack Dolbin	LT	80	Rick Upchurch (Ret)		80	Rick Upchurch (Ret)		80	Rick Upchurch (Ret)		80	Rick Upchurch (Ret)	
LT	75	Bill Bain	LT	74	Andy Mauer	LT	71	Claudia Minor	LT	71	Claudia Minor	LT	71	Claudia Minor	
				75	Bill Bain										
LG	62	Tom Glassic	LG	62	Tom Glassic	LG	62	Tom Glassic	LG	62	Tom Glassic	LG	62	Tom Glassic	
C	50	Bobby Maples	C	52	Mike Montier	C	64	Bill Bryan	C	64	Bill Bryan	C	64	Bill Bryan	
RG	61	Tom Lyons	RG	60	Paul Howard	RG	60	Paul Howard	RG	60	Paul Howard	RG	60	Paul Howard	
RT	71	Claudia Minor	RT	71	Claudia Minor	RT	76	Tom Neville	RT	70	Dave Studdard	RT	70	Dave Studdard	
				65	Glenn Hyde										
TE	88	Riley Odoms	TE	88	Riley Odoms	TE	88	Riley Odoms	TE	88	Riley Odoms	TE	88	Riley Odoms	
				85	Ron Egloff										
WR	25	Haven Moses	WR	25	Haven Moses	WR	25	Haven Moses	WR	25	Haven Moses	WR	25	Haven Moses	
QB	10	Steve Ramsey	QB	7	Craig Morton	QB	7	Craig Morton	QB	7	Craig Morton	QB	7	Craig Morton	
				14	Norris Weese										
HB	24	Otis Armstrong	HB	24	Otis Armstrong	HB	24	Otis Armstrong	HB	24	Otis Armstrong	HB	24	Otis Armstrong	
	35	Lonnie Perrin (Ret)		41	Rob Lytle		35	Lonnie Perrin (Ret)		41	Rob Lytle		41	Rob Lytle	
FB	32	Jon Keyworth	FB	32	Jon Keyworth	FB	32	Jon Keyworth	FB	30	Jim Jensen	FB	30	Jim Jensen	
	33	Jim Kilk		35	Lonnie Perrin		35	Larry Canada		32	Jon Keyworth		32	Jon Keyworth	
P	42	Bill Van Heusen	P	10	Bucky Dilts	P	10	Bucky Dilts	P	11	Luke Prestridge	P	11	Luke Prestridge	
	14	Norris Weese													
PK	15	Jim Turner	PK	15	Jim Turner	PK	15	Jim Turner	PK	15	Jim Turner	PK	15	Jim Turner	
DEFENSE				DEFENSE				DEFENSE				DEFENSE			
LE	79	Barney Chavous	LE	79	Barney Chavous	LE	79	Barney Chavous	LE	79	Barney Chavous	LE	79	Barney Chavous	
NT	63	John Grant	NT	68	Rubin Carter	NT	68	Rubin Carter	NT	68	Rubin Carter	NT	68	Rubin Carter	
	68	Rubin Carter		63	John Grant										
RE	70	Paul Smith	RE	77	Lyle Alzado	RE	77	Lyle Alzado	RE	66	Brisan Manor	RE	66	Brisan Manor	
LOLB	51	Bob Swenson	LOLB	51	Bob Swenson	LO	51	Bob Swenson	LO	51	Bob Swenson	LO	51	Bob Swenson	
LILB	59	Joe Rizzo	LILB	59	Joe Rizzo	LI	59	Joe Rizzo	LI	59	Joe Rizzo	LI	59	Joe Rizzo	

**1984
OFFENSE**

WR	86	Butch Johnson
LT	84	Clint Sampson
LG	70	Dave Studdard
LG	54	Keith Bishop
C	64	Bill Bryan
RG	60	Paul Howard
RT	76	Ken Lanier
TE	88	Clarence Kay
WR	81	Steve Watson
QB	7	John Elway
	8	Gary Kubiak
RB	47	Gerald Willhite (Ret)
RB	33	Gene Lang
RB	23	Sammy Winder
P	1	Chris Norman
PK	3	Rich Karlis
Ret	82	Zack Thomas

DEFENSE

LE	79	Barney Chavous
MG	68	Ruben Carter
RE	75	Rulon Jones
LO	52	Jim Ryan
	52	Ken Woodard
LI	55	Rick Dennison
RI	58	Steve Busick
RO	57	Tom Jackson
RC	20	Louis Wright
LC	31	Mike Harden
FS	43	Steve Foley
SS	49	Dennis Smith

**1988
OFFENSE**

WR	82	Vance Johnson
LT	84	Ricky Nattiel (Ret)
LT	70	Dave Studdard
LG	60	Gerald Perry
LG	54	Keith Bishop
C	64	Bill Bryan
RG	72	Keith Kartz
RT	76	Ken Lanier
TE	88	Clarence Kay
WR	80	Mark Jackson
QB	7	John Elway
	8	Gary Kubiak
HB	33	Tony Dorsett
FB	47	Gerald Willhite
FB	23	Sammy Winder
P	2	Mike Horan
PK	3	Rich Karlis
Ret	35	Ken Bell

DEFENSE

LE	65	Walt Bowyer
NT	71	Freddie Gilbert
RE	61	Greg Kragen
	61	Andre Townsend
LO	73	Simon Fletcher
LI	77	Karl Mecklenburg
RI	55	Rick Dennison
RO	50	Jim Ryan
LC	36	Mark Haynes
RC	28	Jeremiah Castile
WS	45	Steve Wilson
SS	31	Mike Harden
	49	Dennis Smith

**1985
OFFENSE**

WR	86	Butch Johnson
	82	Vance Johnson (Ret)
LT	70	Dave Studdard
LG	54	Keith Bishop
C	64	Bill Bryan
RG	60	Paul Howard
RT	76	Ken Lanier
TE	88	Clarence Kay
WR	81	Steve Watson
QB	7	John Elway
	8	Gary Kubiak
RB	23	Sammy Winder
RB	33	Gene Lang
RB	30	Steve Sewell
P	1	Chris Norman
PK	3	Rich Karlis

DEFENSE

LE	79	Barney Chavous
MG	68	Ruben Carter
RE	75	Rulon Jones
LO	50	Jim Ryan
LI	77	Karl Mecklenburg
	55	Rick Dennison
RI	58	Steve Busick
RO	57	Tom Jackson
RC	20	Louis Wright
LC	31	Mike Harden
FS	43	Steve Foley
SS	49	Dennis Smith

**1989
OFFENSE**

WR	82	Vance Johnson (Ret)
	83	Michael Young
LT	60	Gerald Perry
LG	54	Keith Bishop
	67	Doug Widell
C	72	Keith Kartz
RG	66	Jim Juriga
RT	76	Ken Lanier
TE	88	Clarence Kay
WR	80	Mark Jackson
QB	7	John Elway
	8	Gary Kubiak
HB	26	Bobby Humphrey
FB	23	Sammy Winder
FB	40	Jeff Alexander
P	2	Mike Horan
PK	9	David Treadwell
Ret	35	Ken Bell

DEFENSE

LE	92	Alphonso Carreker
NT	71	Greg Kragen
RE	61	Andre Townsend
LO	73	Warren Powers
LI	77	Simon Fletcher
RI	55	Rick Dennison
RO	56	Michael Brooks
LC	34	Tyrone Braxton
RC	24	Wymon Henderson
WS	27	Steve Atwater
SS	49	Dennis Smith

**1986
OFFENSE**

WR	82	Vance Johnson
	80	Mark Jackson
LT	70	Dave Studdard
LG	54	Keith Bishop
C	64	Bill Bryan
RG	60	Paul Howard
RT	76	Ken Lanier
TE	88	Clarence Kay
WR	81	Steve Watson
QB	7	John Elway
	8	Gary Kubiak
RB	23	Sammy Winder
RB	30	Steve Sewell
RB	47	Gerald Willhite (Ret)
P	1	Chris Norman
PK	3	Rich Karlis
Ret	35	Ken Bell

DEFENSE

LE	61	Andre Townsend
MG	71	Greg Kragen
RE	75	Rulon Jones
LO	50	Jim Ryan
LI	77	Karl Mecklenburg
	55	Rick Dennison
RI	98	Ricky Hunley
RO	57	Tom Jackson
RC	20	Louis Wright
LC	31	Mike Harden
FS	43	Steve Foley
SS	49	Dennis Smith

**1990
OFFENSE**

WR	82	Vance Johnson
	84	Ricky Nattiel
LT	60	Gerald Perry
LG	69	Darrell Hamilton
LG	67	Doug Widell
C	72	Keith Kartz
RG	66	Jim Juriga
RT	76	Ken Lanier
TE	88	Clarence Kay
WR	80	Mark Jackson
QB	7	John Elway
	8	Gary Kubiak
HB	26	Bobby Humphrey
FB	23	Sammy Winder
FB	40	Jeff Alexander
P	2	Mike Horan
PK	9	David Treadwell
Ret	20	Kevin Clark

DEFENSE

LE	91	Warren Powers
NT	71	Greg Kragen
RE	90	Ron Holmes
LO	73	Jim Szymanski
LI	77	Simon Fletcher
RI	51	Marc Munford
	59	Tim Lucas
RO	56	Michael Brooks
LC	48	Randy Robbins
RC	22	Alton Montgomery (Ret)
RC	24	Wymon Henderson
FS	27	Steve Atwater
SS	49	Dennis Smith

**1987
OFFENSE**

WR	82	Vance Johnson
	80	Mark Jackson
LT	70	Dave Studdard
LG	54	Keith Bishop
C	64	Bill Bryan
RG	60	Paul Howard
RT	76	Ken Lanier
TE	88	Clarence Kay
WR	81	Steve Watson
QB	7	John Elway
	8	Gary Kubiak
RB	23	Sammy Winder
RB	30	Steve Sewell
RB	47	Gerald Willhite (Ret)
P	1	Chris Norman
PK	3	Rich Karlis
Ret	27	Kevin Clark
	35	Ken Bell

DEFENSE

LE	61	Andre Townsend
NT	71	Greg Kragen
RE	75	Rulon Jones
LO	50	Jim Ryan
LI	77	Karl Mecklenburg
	55	Rick Dennison
RI	98	Ricky Hunley
RO	50	Jim Ryan
LC	36	Mark Haynes
RC	31	Mike Harden
WS	22	Tony Lilly
SS	49	Dennis Smith
	48	Randy Robbins

**1991
OFFENSE**

WR	83	Michael Young
	82	Vance Johnson (Ret)
LT	62	Jeff Davidson
LG	69	Darrell Hamilton
LG	67	Doug Widell
C	72	Keith Kartz
RG	68	Crawford Ker
	63	Sean Farrell
RT	76	Ken Lanier
TE	88	Clarence Kay
WR	83	Mark Jackson
QB	7	John Elway
	8	Gary Kubiak
HB	26	Bobby Humphrey
FB	23	Sammy Winder
FB	40	Jeff Alexander
P	2	Mike Horan
PK	9	David Treadwell
Ret	22	Alton Montgomery

DEFENSE

LE	91	Warren Powers
NT	71	Greg Kragen
RE	90	Ron Holmes
LO	73	Simon Fletcher
LI	77	Karl Mecklenburg
RI	51	Mike Croel
RO	56	Michael Brooks
LC	34	Tyrone Braxton
RC	24	Wymon Henderson
FS	27	Steve Atwater
SS	49	Dennis Smith

**1992
OFFENSE**

WR	82	Vance Johnson
	86	Arthur Marshall (Ret)
LT	68	Russell Freeman
LG	62	Jeff Davidson
C	72	Keith Kartz
RG	67	Doug Widell
RT	76	Ken Lanier
TE	84	Shannon Sharpe
	89	Reggie Johnson
WR	80	Mark Jackson
	85	Derek Russell
QB	7	John Elway
	8	Tommy Maddox
RB	28	Gaston Green
	20	Greg Lewis
FB	38	Reggie Rivers
P	2	Mike Horan
	4	Ruben Rodriguez
PK	9	David Treadwell
Ret	22	Alton Montgomery

DEFENSE

LE	70	Brian Sochia
	99	Shane Dronett
NT	71	Greg Kragen
RE	96	Kenny Walker
LO	51	Mike Croel
LI	77	Karl Mecklenburg
RI	56	Michael Brooks
RO	73	Simon Fletcher
LC	34	Tyrone Braxton
RC	24	Wymon Henderson
FS	27	Steve Atwater
SS	49	Dennis Smith

**1993
OFFENSE**

WR	82	Vance Johnson
	86	Arthur Marshall
LT	65	Gary Zimmerman
LG	79	Dave Widell
C	72	Keith Kartz
RG	75	Brian Habib
RT	68	Russell Freeman
TE	84	Shannon Sharpe
	89	Reggie Johnson
WR	85	Derek Russell
QB	7	John Elway
	8	Tommy Maddox
RB	28	Gaston Green
	20	Greg Lewis
FB	38	Reggie Rivers
P	2	Mike Horan
	4	Ruben Rodriguez
PK	1	Jason Elam
Ret	22	Glyn Milburn

DEFENSE

LE	90	Dan Williams
NT	71	Greg Kragen
RE	99	Shane Dronett
LO	51	Mike Croel
LI	77	Karl Mecklenburg
RILB	57	Dave Wyman
ROLB	73	Simon Fletcher
LCB	34	Tyrone Braxton
RCB	29	Charles Dimry
FS	27	Steve Atwater
SS	49	Dennis Smith

**1996
OFFENSE**

WR	83	Anthony Miller
LT	65	Gary Zimmerman
LG	69	Mark Schlereth
C	66	Tom Nalen
RG	75	Brian Habib
RT	76	Broderick Thompson
TE	84	Shannon Sharpe
WR	87	Ed McCaffrey
QB	7	John Elway
RB	30	Terrell Davis
FB	29	Aaron Craver
P	16	Tom Rouen
PK	1	Jason Elam
KRet	22	Vaughn Hebron
PRet	80	Rod Smith

DEFENSE

LE	90	Dan Williams
LT	97	Mike Lodish
RT	95	Michael Dean Perry
RE	91	Alfred Williams
SLB	53	Bill Romanowski
MLB	57	Allen Aldridge
WLB	51	John Mobley
LCB	39	Ray Crockett
RCB	48	Lionel Washington
FS	27	Steve Atwater
SS	34	Tyrone Braxton

**1994
OFFENSE**

WR	83	Anthony Miller
	65	Gary Zimmerman
LT	64	Jon Melander
LG	79	Dave Widell
C	72	Keith Kartz
RG	75	Brian Habib
RT	76	Kirk Scraftford
	68	Russell Freeman
TE	84	Shannon Sharpe
WR	85	Derek Russell
QB	7	John Elway
	8	Tommy Maddox
RB	42	Leonard Russell
RB	22	Glyn Milburn
P	16	Tom Rouen
PK	1	Jason Elam
Ret	22	Glyn Milburn

DEFENSE

LE	99	Shane Dronett
LT	98	Tad Washington
RT	96	Harald Hasselbach
	90	Dan Williams
RE	73	Simon Fletcher
LLB	51	Mike Croel
MLB	77	Karl Mecklenburg
RLB	58	Elijah Alexander
LCB	26	Ben Smith
RCB	39	Ray Crockett
FS	49	Dennis Smith
SS	27	Steve Atwater

**1997
OFFENSE**

WR	80	Rod Smith
LT	65	Gary Zimmerman
LG	69	Mark Schlereth
C	66	Tom Nalen
RG	75	Brian Habib
RT	77	Tony Jones
TE	84	Shannon Sharpe
WR	87	Ed McCaffrey
QB	7	John Elway
RB	30	Terrell Davis
FB	29	Aaron Craver
P	16	Tom Rouen
PK	1	Jason Elam
KRet	22	Vaughn Hebron

DEFENSE

LE	90	Neil Smith
LT	94	Keith Traylor
RT	98	Maa Tanuvasa
	95	Michael Dean Perry
RE	91	Alfred Williams
SLB	53	Bill Romanowski
MLB	57	Allen Aldridge
WLB	51	John Mobley
LCB	39	Ray Crockett
RCB	23	Darrien Gordon (PRet)
FS	27	Steve Atwater
SS	34	Tyrone Braxton

**1995
OFFENSE**


WR	83	Anthony Miller
	65	Gary Zimmerman
LT	69	Mark Schlereth
C	66	Tom Nalen
RG	75	Brian Habib
RT	76	Broderick Thompson
TE	84	Shannon Sharpe
WR	81	Mike Pritchard
QB	7	John Elway
	8	Tommy Maddox
RB	30	Terrell Davis
RB	29	Aaron Craver
P	16	Tom Rouen
PK	1	Jason Elam



YEAR-BY-YEAR FINAL RECORDS

Year	W	L	T	Div. Finish	Coach	Postseason (record)
1960	4	9	1	Fourth	Frank Filchock	
1961	3	11	0	Third	Frank Filchock	
1962	7	7	0	Second	Jack Faulkner	
1963	2	11	1	Fourth	Jack Faulkner	
1964	2	11	1	Fourth	Jack Faulkner/Mac Speedie	
1965	4	10	0	Fourth	Mac Speedie	
1966	4	10	0	Fourth	Mac Speedie/Ray Malavasi	
1967	3	11	0	Fourth	Lou Saban	
1968	5	9	0	Fourth	Lou Saban	
1969	5	8	1	Fourth	Lou Saban	
1970	5	8	1	Fourth	Lou Saban	
1971	4	9	1	Fourth	Lou Saban/Jerry Smith	
1972	5	9	0	Third	John Ralston	
1973	7	5	2	Second	John Ralston	
1974	7	6	1	Second	John Ralston	
1975	6	8	0	Second	John Ralston	
1976	9	5	0	Second	John Ralston	
1977	12	2	0	First	Red Miller	Super Bowl (2-1)
1978	10	6	0	First	Red Miller	Playoffs (0-1)
1979	10	6	0	Second	Red Miller	Playoffs (0-1)
1980	8	8	0	Fourth	Red Miller	
1981	10	6	0	First (tie)	Dan Reeves	
1982	2	7	0	Fifth	Dan Reeves	
1983	9	7	0	Third	Dan Reeves	Playoffs (0-1)
1984	13	3	0	First	Dan Reeves	Playoffs (0-1)
1985	11	5	0	Second	Dan Reeves	
1986	11	5	0	First	Dan Reeves	Super Bowl (2-1)
1987	10	4	1	First	Dan Reeves	Super Bowl (2-1)
1988	8	8	0	Second	Dan Reeves	
1989	11	5	0	First	Dan Reeves	Super Bowl (2-1)
1990	5	11	0	Fifth	Dan Reeves	
1991	12	4	0	First	Dan Reeves	AFC Championship (1-1)
1992	8	8	0	Third	Dan Reeves	
1993	9	7	0	Third	Wade Phillips	Playoffs (0-1)
1994	7	9	0	Fourth	Wade Phillips	
1995	8	8	0	Fourth	Mike Shanahan	
1996	13	3	0	First	Mike Shanahan	Playoffs (0-1)
1997	12	4	0	Second	Mike Shanahan	Super Bowl Champion (4-0)
Total	281	273	10			(Total Playoff Record: 13-11) • 12 Playoff appearances • 6 AFC Championship Games • 5 Super Bowls

ALL-TIME POSTSEASON GAME SUMMARIES



Quarterback John Elway



SUPER BOWL XXXII

DENVER 31, GREEN BAY 24

Jan. 25, 1998 • Qualcomm Stadium • San Diego, Calif.

Weather: Clear and Sunny, 67°, Wind WSW 8 mph • Attendance: 68,912 • Time: 3:25

The Denver Broncos won their first Super Bowl and became the first representative from the American Football Conference in 14 years to claim the Vince Lombardi trophy, as they used a powerful running game and a solid defensive performance to dethrone the defending Super Bowl champion Green Bay Packers 31-24 in front of 68,912 at Qualcomm Stadium in San Diego, Calif.

Denver running back Terrell Davis, playing in his hometown, was named the game's Most Valuable Player, in recognition of his 157-yard rushing effort on 30 carries, which included a Super Bowl-record three rushing touchdowns, each from 1 yard out. Davis' three total touchdowns and 18 points each tied Super Bowl records, and were made even more remarkable by the fact that he missed almost the entire second quarter when he was sidelined by the onset of a migraine headache.

Both offenses displayed their talents immediately, as Super Bowl XXXII became the first ever in which each team scored a touchdown on its opening possession. The Packers struck first when Brett Favre connected with Antonio Freeman on a 22-yard scoring pass to cap a 76-yard, 8-play opening drive. The Broncos answered by driving 58 yards in 10 plays the first time they touched the ball, culminating in a 1-yard Davis touchdown run with 5:39 remaining in the first quarter.

The Broncos turned two Packers turnovers into 10 more points to take a 17-7 lead early in the second quarter, making them the fourth team in Super Bowl history to score on each of its first three possessions. The first opportunity was created when strong safety Tyrone Braxton intercepted a Brett Favre pass, and eight plays later John Elway rushed around right end for a 1-yard touchdown. Free safety Steve Atwater sacked Favre on the next Green Bay possession, forcing a fumble that was recovered by defensive end Neil Smith. Four plays later Jason Elam converted a 51-yard field goal, the second-longest in Super Bowl history.

Green Bay pulled to within 17-14 with a touchdown just before halftime, and tied the score early in the third quarter on a 27-yard Ryan Longwell field goal. Denver broke the tie late in the third quarter on a 1-yard Davis touchdown run, and looked to increase the lead after recovering a Green Bay fumble on the ensuing kickoff, but Elway was intercepted by the Packers' Eugene Robinson in the end zone on the next play. Green Bay would move 85 yards in just four plays to tie the game at 24-24, setting the stage for Davis' late-name heroics.

After the Denver defense turned back the Packers on their next two possessions — including one advance to the Denver 39-yard line that was thwarted when Steve Atwater broke up a potential first-down pass to Robert Brooks — the Broncos set up shop at the Packers' 49-yard line for their game-winning drive. Five plays later Davis scored his third touchdown of the day, from 1 yard out, giving Denver a 31-24 lead that would hold over the final 1:45 for the victory.

OFFICIALS

Referee — Ed Hochuli (85); **Umpire** — Jim Quirk (5); **Head Linesman** — John Schleyer (21); **Line Judge** — Ben Montgomery (117); **Back Judge** — Paul Baetz (22); **Side Judge** — Doug Toole (4); **Field Judge** — Don Dorkowski (113).

STARTING LINEUPS

Green Bay Packers				Denver Broncos			
Offense		Defense		Offense		Defense	
WR	86 A. Freeman	LE	52 R. White	WR	80 R. Smith	LE	90 N. Smith
TE	78 R. Verba	LT	71 S. Dotson	TE	65 G. Zimmerman	LT	84 K. Traylor
LG	73 A. Taylor	DT	93 G. Brown	LG	68 M. Schwartz	MT	86 M. Tarrusawa
C	52 F. Winters	RE	98 G. Wilkins	C	66 T. Nalen	RE	91 A. Williams
RG	63 A. Timmerman	LLB	54 S. Joyner	RG	75 B. Hahb	WLB	51 J. Mobley
RT	72 E. Dotson	MLB	55 B. Harris	RT	77 T. Jones	ALB	57 A. Aldridge
TE	89 M. Chmura	LB	51 B. Williams	TE	84 S. Sharpe	SLB	53 B. Romanowski
WR	87 R. Brooks	LCB	37 T. Williams	WR	87 E. McCaffrey	LCB	39 R. Crockett
WR	4 A. Favre	RCB	50 S. Evans	TE	81 J. Eway	RCB	29 D. Jordan
FB	25 D. Levens	SS	36 L. Butler	FB	30 J. Eway	SS	34 T. Braxton
RB	30 W. Henderson	FS	41 E. Robinson	RB	29 H. Griffith	FS	27 S. Aylwater

DENVER SUBSTITUTIONS: K 1 Jason Eiam, P 16 T. Rouen, CB 21 R. Hilliard, RB 22 V. Hebron, CB 25 D. Johnson, CB 26 T. McKyer, RB 31 D. Lovlie, S 32 T. Veland, S 33 D. Dodge, RB 37 A. Lynn, FB 42 D. Smith, LB 56 K. Burns, LB 59 G. Cadrez, G 63 D. Diaz-Infante, T 74 H. Swayne, WR 81 P. Jeffers, WR 85 W. Green, TE 89 D. Carswell, DT 93 T. Pryce, DE 96 H. Hasselbach, DT 97 M. Lodish. **DID NOT PLAY:** CB 6 B. Brister, TE 86 B. Chamberlain. **INACTIVE:** QB 8 J. Lewis, LB 50 J. Hesse, LB 58 S. Ruus, C/G 62 D. Neil, T 70 J. Brown, DE 72 E. Jones, WR 88 S. Wilson, DT 99 D. Richie.

FIELD GOALS (made () & missed)

R. Longwell	(27)	J. Elam	(51)				
		1	2	3	4	OT	TOTAL
VISITOR	Green Bay Packers	7	7	3	7	—	24
HOME	Denver Broncos	7	10	7	7	—	31

Team	Qtr	Clock Time	SCORING PLAY	SCORE	
				Visitor	Home
PACKERS	1	10:58	A. Freeman 22 yd. pass from B. Favre (R. Longwell, kick) (8-76, 4:02)	7	0
BRONCOS	1	5:39	T. Davis 1 yd. run (J. Elam, kick) (10-58, 5:19)	7	7
BRONCOS	2	14:55	J. Elway 1 yd. run (J. Elam, kick) (8-45, 4:51)	7	14
BRONCOS	2	12:21	J. Elam 51 yd. Field Goal (4-0, 1:02)	7	17
PACKERS	2	0:12	M. Chmura 6 yd. pass from B. Favre (R. Longwell, kick) (17-95, 7:26)	14	17
PACKERS	3	11:59	R. Longwell 27 yd. Field Goal (7-17, 2:42)	17	17
BRONCOS	3	0:34	T. Davis 1 yd. run (J. Elam, kick) (13-92, 7:12)	17	24
PACKERS	4	13:32	A. Freeman 13 yd. pass from B. Favre (R. Longwell, kick) (4-85, 1:39)	24	24
BRONCOS	4	1:45	T. Davis 1 yd. run (J. Elam, kick) (5-49, 1:42)	24	31

FINAL BRONCOS DEFENSIVE STATISTICS

(Based on unofficial press box statistics)

[illegible]

FINAL INDIVIDUAL STATISTICS

Green Bay Packers									
RUSHING	ATT	YDS	AVG	LG	TD				
D. Levens	19	90	4.7	16	0				
R. Brooks	1	5	5.0	5	0				
Total	20	95	4.8	16	0				
PASSING	ATT	CMP	YDS	TCKD/ YD	TD	LG	IN		
B. Favre	42	25	256	1/1	3	27	1		
Total	42	25	256	1/1	3	27	1		
PASS RECEIVING			NO	YDS	LG	TD			
A. Freeman			9	126	27	2			
D. Levens			6	56	22	0			
M. Chmura			4	43	21	1			
R. Brooks			3	16	10	0			
W. Henderson			2	9	7	0			
T. Mickens			1	6	6	0			
Total			25	256	27	3			
INTERCEPTIONS			NO	YDS	LG	TD			
E. Robinson			1	17	17	0			
Total			1	17	17	0			
PUNTING	NO	YDS	AVG	TB	IN20	LQ			
C. Hentrich	4	142	35.5	0	2	51			
Total	4	142	35.5	0	2	51			
PUNT RETURNS	NO	FC	YDS	LG	TD				
R. Brooks	0	1	0	0	0				
(DOWNED)	3	0	0	0	0				
Returns	0		0	0	0				
KICKOFF RETURNS	NO	FC	YDS	LG	TD				
A. Freeman	6	0	104	22	0				
Returns	6		104	22	0				
Green Bay Packers	Own Fum Rec.	Yds	TD	FF	Opp. Rec.	Yds	TD	Out Bnds	
FUMBLES	Fum								
B. Favre	1	0	0	0	0	0	0	0	
T. Williams	0	0	0	0	1	1	0	0	
A. Freeman	1	0	0	0	0	0	0	0	
Total	2	0	0	0	1	1	0	0	

Denver Broncos									
RUSHING	ATT	YDS	AVG	LG	TD				
T. Davis	30	157	5.2	27	3				
J. Elway	5	17	3.4	10	1				
V. Hebron	3	3	1.0	2	0				
H. Griffith	1	2	2.0	2	0				
Total	39	179	4.6	27	4				
PASSING	ATT	CMP	YDS	TCKD/ YD	TD	LG	IN		
J. Elway	22	12	123	0/0	0	36	1		
Total	22	12	123	0/0	0	36	1		
PASS RECEIVING			NO	YDS	LG	TD			
S. Sharpe			5	36	12	0			
E. McCaffrey			2	45	36	0			
T. Davis			2	8	4	0			
H. Griffith			1	23	23	0			
V. Hebron			1	5	5	0			
D. Carswell			1	4	4	0			
Total			12	123	36	0			
INTERCEPTIONS			NO	YDS	LG	TD			
T. Braxton			1	0	0	0			
Total			1	0	0	0			
PUNTING	NO	YDS	AVG	TB	IN20	LQ			
T. Rouen	4	146	36.5	0	2	47			
Total	4	146	36.5	0	2	47			
PUNT RETURNS	NO	FC	YDS	LG	TD				
D. Gordon	0	2	0	0	0				
R. Smith	0	1	0	0	0				
(DOWNED)	1	0	0	0	0				
Returns	0		0	0	0				
KICKOFF RETURNS	NO	FC	YDS	LG	TD				
V. Hebron	4	0	79	32	0				
K. Burns	1	0	16	16	0				
Returns	5		95	32	0				
Denver Broncos	Own Fum Rec.	Yds	TD	FF	Opp. Rec.	Yds	TD	Out Bnds	
FUMBLES	Fum								
N. Smith	0	0	0	0	0	1	0	0	
S. Atwater	0	0	0	0	1	0	0	0	
T. Davis	1	0	0	0	0	0	0	0	
T. McKyer	0	0	0	0	0	1	0	0	
T. Veland	0	0	0	0	1	0	0	0	
Total	1	0	0	0	2	2	0	0	

FINAL TEAM STATISTICS

	VISITOR PACKERS	HOME BRONCOS
TOTAL FIRST DOWNS	21	21
By Rushing	4	14
By Passing	14	5
By Penalty	3	2
THIRD DOWN EFFICIENCY	5-14-36%	5-10-50%
FOURTH DOWN EFFICIENCY	0-1-0%	0-0-0%
TOTAL NET YARDS	350	302
Total Offensive Plays (inc. times thrown passing)	63	61
Average gain per offensive play	5.6	5.0
NET YARDS RUSHING	95	179
Total Rushing Plays	20	39
Average gain per rushing play	4.8	4.6
NET YARDS PASSING	255	123
Times thrown — yards lost attempting to pass	1-1	0-0
Gross yards passing	256	123
PASS ATTEMPTS-COMPLETIONS-HAD INTERCEPTED	42-25-1	22-12-1
Average gain per pass play (inc. # thrown passing)	5.9	5.6
KICKOFFS Number-In End Zone-Touchbacks	5-0-0	6-0-0
PUNTS Number and Average	4-35.5	4-36.5
Had Blocked	0	0
FGs — PATs Had Blocked	0-0	0-0
TOTAL RETURN YARDAGE (Not Including Kickoffs)	17	0
No. and Yards Punt Returns	0-0	0-0
No. and Yards Kickoff Returns	6-104	5-95
No. and Yards Interception Returns	1-17	1-0
PENALTIES Number and Yards	9-59	7-65
FUMBLES Number and Lost	2-2	1-1
TOUCHDOWNS	3	4
Rushing	0	4
Passing	3	0
EXTRA POINTS Made-Attempts	3-3	4-4
Kicking Made-Attempts	3-3	4-4
FIELD GOALS Made-Attempts	1-1	1-1
SAFETIES	0	0
FINAL SCORE	24	31
TIME OF POSSESSION	27:35	32:25

1997 AFC CHAMPIONSHIP GAME

DENVER 24, PITTSBURGH 21

Jan. 11, 1998 • Three Rivers Stadium • Pittsburgh, Pa.

Weather: Sunny, 38°, Wind SW 3 mph • Attendance: 61,382 • Time: 2:59

The Denver Broncos advanced to their fifth Super Bowl — and their first since 1989 — with a 24-21 victory at Pittsburgh in the AFC Championship Game, in front of 61,382 fans at Three Rivers Stadium. The Broncos became just the fifth Wild Card team to advance to the Super Bowl, since the Wild Card format was established in 1970.

The passing of John Elway and the running of Terrell Davis, along with a defensive effort that included big play after big play, combined to propel Denver to a 24-14 halftime lead, that they rode to a 24-21 win.

Elway was intercepted by Levon Kirkland on the game's second play, but the Steelers failed to answer when Norm Johnson's 38-yard field goal attempt sailed wide to the left. Denver then got on the board when Davis — who would rush for 139 yards and become the club's all-time postseason rushing leader — capped a six-play, 72-yard drive with an 8-yard touchdown run on the Broncos' second possession.

Pittsburgh evened the score on its next possession, as quarterback Kordell Stewart rushed 33 yards around right end for a touchdown to punctuate a 6-play, 65-yard drive that covered 3:02 on the clock. The Steelers' then broke the deadlock early in the second quarter when Jerome Bettis powered his way into the end zone from one yard out to put the finishing touches on an 11-play, 68-yard drive.

But the Broncos would score the game's next 17 points, and, in effect, put the game away as the defense held up its end of the bargain down the stretch. The scoring began with a 43-yard Jason Elam field goal with 8:20 remaining in the half. After each team punted on its next possession, Denver got the ball back when Ray Crockett intercepted a Stewart bomb in the end zone, setting up a 14-point assault that would send Denver to the locker room ahead 24-14. Elway hit Howard Griffith for a 15-yard touchdown with 1:47 remaining, and Denver then forced a Pittsburgh punt and found the end zone again when Elway connected with Ed McCaffrey for a 1-yard touchdown with 13 seconds left in the half.

Denver rode that 24-14 lead into the fourth quarter before the Steelers scored the only points of the second half on a 14-yard Stewart-to-Charles Johnson touchdown pass with 2:46 remaining. But the Broncos succeeded in running out the clock on their final possession, and established a new franchise record with their 15th win of the season.

Elway tied Roger Staubach for fourth place on the NFL's all-time list for postseason touchdown passes (24) with his two on the day, and the Broncos' three interceptions tied the franchise postseason record for most in a game.

OFFICIALS

Referee — Ron Blum (7); Umpire — Bob Boylston (101); Head Linesman — Mark Baltz (26); Line Judge — Ron Winter (82); Back Judge — Bill Lovett (98); Side Judge — Dave Wyant (16); Field Judge — Don Hakes (96)

STARTING LINEUPS

Denver Broncos						Pittsburgh Steelers					
Offense			Defense			Offense			Defense		
WR 80	R. Smith	LE 90	N. Smith	WR 82	Y. Thigpen	LE 74	N. Harrison	WR 82	Y. Thigpen	LE 74	N. Harrison
LT 65	G. Zimmerman	LT 94	K. Traylor	LT 65	J. Jackson	NT 93	J. Steed	LT 65	J. Jackson	NT 93	J. Steed
LG 69	M. Schlereth	RT 98	M. Tanuvasa	LG 77	W. Wolford	RE 76	K. Henry	LG 77	W. Wolford	RE 76	K. Henry
C 66	T. Nalen	RE 91	A. Williams	C 63	D. Dawson	LOLB 92	J. Gildon	C 66	T. Nalen	RE 91	A. Williams
RG 75	B. Habib	WLB 51	J. Mobley	RG 68	B. Stal	LILB 99	L. Kirkland	RG 68	B. Stal	LILB 99	L. Kirkland
RT 77	T. Jones	MLB 57	A. Aldridge	RT 73	J. Strzelczyk	RILB 50	E. Holmes	RT 77	T. Jones	MLB 57	A. Aldridge
TE 84	S. Sharpe	SLB 53	B. Romanowski	TE 87	M. Bruener	RCB 54	D. Jones	TE 84	S. Sharpe	SLB 53	B. Romanowski
WR 87	E. McCaffrey	LCB 39	R. Crockett	WR 81	C. Johnson	LCB 30	C. Scott	WR 87	E. McCaffrey	LCB 39	R. Crockett
QB 7	J. Elway	RCB 23	D. Gordon	QB 10	K. Stewart	RCB 37	C. Lake	QB 7	J. Elway	RCB 23	D. Gordon
HB 30	T. Davis	FS 27	S. Alwater	FB 34	T. Lester	SS 40	M. Bell	HB 30	T. Davis	FS 27	S. Alwater
FB 29	H. Griffith	SS 34	T. Braxton	FB 36	J. Bettis	FS 39	M. Perry	FB 29	H. Griffith	SS 34	T. Braxton

DENVER SUBSTITUTIONS: K 1 J. Elam, P 16 T. Rouen, CB 21 R. Hilliard, RB 22 V. Hebron, CB 25 D. Johnson, CB 26 T. McKyer, RB 31 D. Loville, S 32 T. Veland, S 33 D. Dodge, RB 37 A. Lynn, FB 42 D. Smith, LB 56 K. Burns, LB 59 G. Cadrez, G/C 63 D. Diaz-Infante, T 74 H. Swayne, WR 81 P. Jeffers, WR 85 W. Green, TE 86 B. Chamberlain, TE 89 D. Carswell, DT 93 T. Pryce, DE 96 H. Hasselbach, DT 97 M. Lodish, **DID NOT PLAY:** QB 6 B. Brister, **INACTIVE:** QB 8 J. Lewis, LB 50 J. Hesse, LB 58 S. Russ, G 62 D. Neil, T 70 J. Brown, DE 72 E. Jones, WR 88 S. Wilson, DT 99 D. Richie.

FIELD GOALS (made (___) & missed)

		Jason Elam (43)		N. Johnson 38WLB	
		1	2	3	4
VISITOR	Denver Broncos	7	17	0	0
HOME	Pittsburgh Steelers	7	7	0	7

Team		Qtr	Clock Time	SCORING PLAY		SCORE	
						Visitor	Home
BRONCOS	1	9:18		T. Davis 8 yd. run (J. Elam, kick) (6-72, 3:15)		7	0
STEELERS	1	6:16		K. Stewart 33 yd. run (N. Johnson, kick) (6-65, 3:02)		7	7
STEELERS	2	12:42		J. Bettis 1 yd. run (N. Johnson, kick) (11-68, 4:46)		7	14
BRONCOS	2	8:20		J. Elam 43 yd. Field Goal (11-45, 4:22)		10	14
BRONCOS	2	1:47		H. Griffith 15 yd. pass from J. Elway (J. Elam, kick) (5-80, 2:53)		17	14
BRONCOS	2	0:13		E. McCaffrey 1 yd. pass from J. Elway (J. Elam, kick) (4-54, 0:30)		24	14
STEELERS	4	2:46		C. Johnson 14 yd. pass from K. Stewart (N. Johnson, kick) (10-79, 2:57)		24	21

FINAL BRONCOS DEFENSIVE STATISTICS

(Based on unofficial press box statistics)

Player	UT	A	TT	PD	FR	FF	S-Yds	I-Yds	Player	UT	A	TT	PD	FR	FF	S-Yds	I-Yds
R. Crockett	8	0	8	2	0	0	1-1	1-0	R. Hilliard	1	1	2	0	0	0	0-0	0-0
T. Braxton	3	5	8	3	0	0	0-0	1-6	M. Tanuvasa	1	1	2	0	0	0	0-0	0-0
A. Aldridge	4	1	5	1	0	0	0-0	1-0	K. Traylor	1	1	2	1	0	0	1-1	0-0
D. Gordon	4	1	5	1	0	0	0-0	0-0	G. Cadrez	0	1	1	0	0	0	0-0	0-0
J. Mobley	4	1	5	1	0	0	0-0	0-0	T. Pryce	0	1	1	0	0	0	0-0	0-0
A. Williams	3	2	5	0	0	0	0-0	0-0	K. Burns	0	0	0	0	0	0	0-0	0-0
B. Romanowski	3	1	4	0	0	0	0-0	0-0	M. Lodish	0	0	0	0	1	0	0-0	0-0
S. Alwater	2	2	4	1	0	0	0-0	0-0	D. Dodge	0	0	0	0	0	0	0-0	0-0
N. Smith	2	1	3	0	0	1	1-6	0-0	T. McKyer	0	0	0	0	0	0	0-0	0-0
H. Hasselbach	1	2	3	0	0	0	0-0	0-0	Team Totals	39	21	80	10	1	1	3-8	3-6
D. Johnson	2	0	2	0	0	0	0-0	0-0									

FINAL INDIVIDUAL STATISTICS

Denver Broncos											Pittsburgh Steelers															
RUSHING		ATT	YDS	AVG	LG	TD	PASSING		ATT	YDS	AVG	LG	TD	RUSHING		ATT	YDS	AVG	LG	TD						
T. Davis		26	139	5.3	43	1	K. Stewart		23	105	4.6	16	1	J. Bettis		3	44	14.7	33	1						
J. Elway		2	9	4.5	10	0	F. McAfee		1	12	12.0	12	0	M. Bruener		1	16	16	0	0						
V. Hebron		2	2	1.0	2	0	T. Lester		1	7	7	0	0	L. Kirkland		1	0	0	0	0						
Total		30	150	5.0	43	1	Total		27	161	6.0	33	2	Total		18	201	27	1	0						
PASSING		ATT	CMP	YDS	TKD/YD	TD	IN	PASSING		ATT	CMP	YDS	TKD/YD	TD	IN	PASS RECEIVING		NO	YDS	LG	TD					
J. Elway		31	18	210	2/15	2	20	1	K. Stewart		36	18	201	3/8	1	27	Y. Thigpen		6	92	27	0				
Total		31	18	210	2/15	2	20	1	Total		36	18	201	3/8	1	27	C. Hawkins		4	30	9	0				
PASS RECEIVING				NO	YDS	LG	TD	PASS RECEIVING				NO	YDS	LG	TD	C. Johnson		3	34	14	1					
R. Smith				6	87	20	0	Y. Thigpen				6	92	27	0	W. Blackwell		2	19	16	0					
E. McCaffrey				5	37	11	1	M. Bruener				1	16	16	0	T. Lester		1	7	7	0					
S. Sharpe				3	49	18	0	J. Bettis				1	3	3	0	Total		18	201	27	1					
H. Griffith				2	26	15	1	Total				18	201	27	1	INTERCEPTIONS		NO	YDS	LG	TD					
V. Hebron				1	9	9	0	INTERCEPTIONS				NO	YDS	LG	TD	L. Kirkland		1	0	0	0					
T. Davis				1	2	2	0	L. Kirkland				1	0	0	0	Total		1	0	0	0					
Total				18	210	20	2	Total				1	0	0	0	PUNTING		NO	YDS	AVG	TB	IN20	LG			
INTERCEPTIONS				NO	YDS	LG	TD	PUNTING				NO	YDS	AVG	TB	IN20	LG	PUNT RETURNS		NO	FC	YDS	LG	TD		
T. Braxton				1	6	6	0	J. Miller				4	168	42.0	0	0	51	D. Gordon		2	0	19	19	0		
A. Aldridge				1	0	0	0	Total				4	168	42.0	0	0	51	(DOWNED)		2	0	0	0	0		
R. Crockett				1	0	0	0	Total				4	168	42.0	0	0	51	Returns		2	0	19	19	0		
Total				3	6	6	0	Total				1	0	0	0	KICKOFF RETURNS		NO	FC	YDS	LG	TD				
PUNTING				NO	YDS	AVG	TB	IN20	LG			NO	YDS	AVG	TB	IN20	LG	KICKOFF RETURNS				NO	FC	YDS	LG	TD
T. Rouen				5	157	31.4	0	1	48			NO	YDS	AVG	TB	IN20	LG	J. Witman				3	0	52	24	0
Total				5	157	31.4	0	1	48			4	168	42.0	0	0	51	(TOUCHBACK)				1	0	10	10	0
PUNT RETURNS				NO	FC	YDS	LG	TD					4	62	24	0	Returns						4	62	24	0
D. Gordon				2	0	19	19	0					4	62	24	0	Total						1	0	0	0
(DOWNED)				2	0	0	0	0					4	62	24	0	Denver Broncos						1	0	0	0
Returns				2	0	19	19	0					4	62	24	0	FUMBLES						0	0	0	0
KICKOFF RETURNS				NO	FC	YDS	LG	TD					4	62	24	0	T. Davis						1	0	0	0
V. Hebron				4	0	69	25	0					4	62	24	0	D. Gordon						1	0	0	0
Returns				4	0	69	25	0					4	62	24	0	R. Crockett						0	0	0	0
Denver Broncos				4	0	69	25	0					4	62	24	0	N. Smith						0	0	0	0
FUMBLES				Fum	Rec.	Yds	TD	FF	Opp. Rec.	Yds	TD	Out Ends	Pittsburgh Steelers				0	0	0	0			0	0	0	0
T. Davis				1	0	0	0	0	0	0	0	0	FUMBLES				0	0	0	0			1	0	0	0
D. Gordon				1	0	0	0	0	0	0	0	0	T. Davis				0	0	0	0			0	0	0	0
R. Crockett				0	1	1	0	0	0	0	0	0	D. Perry				0	0	0	0			0	0	0	0
N. Smith				0	0	0	0	0	0	0	0	0	K. Stewart				1	0	0	0			0	0	0	0
M. Lodish				0	0	0	0	0	0	0	0	0	Total				1	0	0	0			1	0	0	0
Total				2	1	1	0	1	1	0	0	0	Total				1	0	0	0			1	0	0	0

FINAL TEAM STATISTICS

		VISITOR BRONCOS	HOME STEELERS
TOTAL FIRST DOWNS		23	23
By Rushing		6	8
By Passing		15	13
By Penalty		2	2
THIRD DOWN EFFICIENCY		8-14-57%	6-11-55%
FOURTH DOWN EFFICIENCY		0-0-0%	0-0-0%
TOTAL NET YARDS		345	354
Total Offensive Plays (inc. times thrown passing)		63	66
Average gain per offensive play		5.5	5.4
NET YARDS RUSHING		150	161
Total Rushing Plays		30	27
Average gain per rushing play		5.0	6.0
NET YARDS PASSING		195	193
Times thrown - yards lost attempting to pass		2-15	3-8
Gross yards passing		210	201
PASS ATTEMPTS-COMPLETIONS-HAD INTERCEPTED		31-18-1	36-18-3
Average gain per pass play (inc. # thrown passing)		5.9	4.9
KICKOFFS Number-In End Zone-Touchbacks		5-1-1	4-0-0
PUNTS Number and Average		5-31.4	4-42
Had Blocked		0	0
FGs - PATs Had Blocked		0-0	0-0
TOTAL RETURN YARDAGE (Not Including Kickoffs)		25	19
No. and Yards Punt Returns		2-19	1-19
No. and Yards Kickoff Returns		4-69	4-62
No. and Yards Interception Returns		3-6	1-0
PENALTIES Number and Yards		4-21	4-71
FUMBLES Number and Lost		2-1	1-1
TOUCHDOWNS		3	3
Rushing		1	2
Passing		2	1
EXTRA POINTS Made-Attempts		3-3	3-3
Kicking Made-Attempts		3-3	3-3
FIELD GOALS Made-Attempts		1-1	0-1
SAFETIES		0	0
FINAL SCORE		24	21
TIME OF POSSESSION		30:01	29:56

1997 AFC DIVISIONAL PLAYOFF GAME

DENVER 14, KANSAS CITY 10

Jan. 4, 1998 • Arrowhead Stadium • Kansas City, Mo.

Weather: Overcast, 32° (wind chill 26°), Wind NW 6 mph • Attendance: 76,965 • Time: 2:59

The Denver Broncos posted their first road playoff win in 11 years — and only the second in franchise history — with a 14-10 victory over Kansas City in front of 76,965 at Arrowhead Stadium. Denver advanced to its first AFC Championship Game since the 1991 season, on the strength of two Terrell Davis touchdowns — tying the franchise postseason record for the second week in a row — and a defensive effort that limited the Chiefs to just 10 points, tied for the fewest in club playoff history.

Davis broke a scoreless tie late in the second quarter, plowing into the end zone from 1 yard out to give Denver a 7-0 lead with 1:56 remaining in the half, capping an 8-play, 65-yard drive that covered 4:51 on the clock. Key to the drive was a 17-yard John Elway completion to Rod Smith on a third-and-seven play that gave the Broncos a first down at the Kansas City 4.

The Chiefs, limited to 58 yards total offense in the first half, came out strong after the break, moving the ball to the Denver 6-yard line, before settling for a 20-yard Pete Stoyanovich field goal. Kansas City struck again late in the quarter when Elvis Grbac found tight end Tony Gonzalez in the back of the end zone for a 12-yard score and the Chiefs' only touchdown of the day.

The Broncos, however, would answer on their ensuing possession, driving 49 yards in 6 plays for what would prove to be the game-winning touchdown. The key play of the drive was a 43-yard Elway-to-Ed McCaffrey completion on third-and-five from the Chiefs' 44-yard line, which gave Denver a first down at the Chiefs' 1-yard line. After two unsuccessful attempts from close range, Davis muscled his way through the middle of the Chiefs' line for his second touchdown of the day and the fifth of his career in the postseason to establish a new franchise record.

Kansas City would have possession three more times in the game, but would be turned back each time by the Broncos' defense after reaching Denver's 31 (punt), their own 36 (punt) and the Broncos' 20 with 0:19 left (downs). The final play was a pass to the end zone on 4th-and-2 that was knocked down by Darrien Gordon, ending the Chiefs' hopes, and propelling Denver to the AFC title game.

Elway, with 170 passing yards on the day, moved into second place in NFL postseason history in that category, supplanting both Terry Bradshaw (3,833) and Jim Kelly (3,863) to finish the day at 3,940.

OFFICIALS

Referee — Jerry Markbreit (9); Umpire — Bob Wagner (100); Head Linesman — Terry Gierke (72); Line Judge — Walt Anderson (66); Back Judge — Al Jury (106); Side Judge — Mike Pereira (77); Field Judge — Bill Schmitz (122)

STARTING LINEUPS

Denver Broncos				Kansas City Chiefs			
Offense		Defense		Offense		Defense	
WR 80 R. Smith	LE 90 N. Smith	SE 89 A. Rison	LT 99 V. Booker	LT 69 J. Criswell	RT 75 J. Phillips	LT 69 J. Criswell	RT 75 J. Phillips
LT 65 G. Zimmerman	LT 94 K. Traylor	LG 79 D. Szott	RE 92 D. Williams	LG 79 D. Szott	RE 92 D. Williams	LG 79 D. Szott	RE 92 D. Williams
LG 69 M. Schlereth	RT 98 M. Tanuvasa	C 61 T. Grunhard	LLB 58 D. Thomas	C 61 T. Grunhard	LLB 58 D. Thomas	C 61 T. Grunhard	LLB 58 D. Thomas
C 66 T. Nalen	RE 91 A. Williams	RG 68 W. Shields	ILB 53 W. Simmons	RG 68 W. Shields	ILB 53 W. Simmons	RG 68 W. Shields	ILB 53 W. Simmons
RG 75 B. Habib	WLB 51 J. Mobley	RT 62 G. Parker	MLB 59 D. Edwards	RT 62 G. Parker	MLB 59 D. Edwards	RT 62 G. Parker	MLB 59 D. Edwards
RT 77 T. Jones	MLB 57 A. Aldridge	TE 48 T. Popson	RLB 50 A. Davis	TE 48 T. Popson	RLB 50 A. Davis	TE 48 T. Popson	RLB 50 A. Davis
TE 84 S. Sharpe	SLB 53 B. Romanowski	FL 80 L. Dawson	LCB 34 D. Carter	FL 80 L. Dawson	LCB 34 D. Carter	FL 80 L. Dawson	LCB 34 D. Carter
WR 87 E. McCaffrey	LCB 39 R. Crockett	QB 11 E. Grbac	RCB 40 J. Hasty	QB 11 E. Grbac	RCB 40 J. Hasty	QB 11 E. Grbac	RCB 40 J. Hasty
QB 7 J. Elway	RCB 23 D. Gordon	FB 38 K. Anders	SS 25 R. Tongue	QB 7 J. Elway	RCB 23 D. Gordon	FB 38 K. Anders	SS 25 R. Tongue
HB 30 T. Davis	FS 27 S. Atwater	HB 27 G. Hill	FS 21 J. Woods	HB 30 T. Davis	FS 27 S. Atwater	HB 27 G. Hill	FS 21 J. Woods
FB 29 H. Griffith	SS 34 T. Braxton			FB 29 H. Griffith	SS 34 T. Braxton		

DENVER SUBSTITUTIONS: K 1 J. Elam, P 16 T. Rouen, CB 21 R. Hilliard, RB 22 V. Hebron, CB 25 D. Johnson, CB 26 T. McKyer, RB 31 D. Loville, S 32 T. Veland, S 33 D. Dodge, RB 37 A. Lynn, FB 42 D. Smith, LB 56 K. Burns, LB 59 G. Cadrez, G/C 63 D. Diaz-Infante, T 74 H. Swayne, WR 81 P. Jeffers, WR 85 W. Green, TE 86 B. Chamberlain, TE 89 D. Carswell, DT 93 T. Pryce, DE 96 H. Hasselbach, DT 97 M. Lodish. **DID NOT PLAY:** QB 6 B. Brister. **INACTIVE:** QB 8 J. Lewis, LB 50 J. Hesse, LB 58 S. Russ, G 62 D. Neill, T 70 J. Brown, DE 72 E. Jones, WR 88 S. Wilson, DT 99 D. Richie.

FIELD GOALS (made () & missed)

		P. Stoyanovich		44W/L	(20)	
VISITOR	Denver Broncos	1	2	3	4	OT TOTAL
HOME	Kansas City Chiefs	0	7	0	7	— 14
		0	0	10	0	— 10

Team	Qtr	Clock Time	SCORING PLAY	Score Visitor	Home
BRONCOS	2	1:56	T. Davis 1 yd. run (J. Elam, kick) (8-65, 4:51)	7	0
CHIEFS	3	9:42	P. Stoyanovich 20 yd. Field Goal (11-67, 5:18)	7	3
CHIEFS	3	0:10	T. Gonzalez 12 yd. pass from E. Grbac (P. Stoyanovich, kick) (4-65, 1:35)	7	10
BRONCOS	4	12:32	T. Davis 1 yd. run (J. Elam, kick) (6-49, 2:38)	14	10

FINAL BRONCOS DEFENSIVE STATISTICS

(Based on unofficial press box statistics)

Player	UT	A	TT	PD	FR	FF	S-Yds	I-Yds	Player	UT	A	TT	PD	FR	FF	S-Yds	I-Yds
J. Mobley	7	0	7	0	0	0	0-0	0-0	M. Tanuvasa	2	0	2	0	0	0	0-0	0-0
T. Braxton	5	1	6	0	0	0	0-0	0-0	A. Williams	2	0	2	0	0	0	2-14	0-0
D. Gordon	5	0	5	2	0	0	0-0	0-0	D. Johnson	1	0	1	0	0	0	0-0	0-0
B. Romanowski	5	0	5	0	0	0	0-0	0-0	M. Lodish	1	0	1	0	0	0	0-0	0-0
A. Aldridge	4	1	5	0	0	0	0-0	0-0	K. Burns	0	0	0	0	0	0	0-0	0-0
R. Crockett	4	0	4	0	0	0	0-0	0-0	G. Cadrez	0	0	0	0	0	0	0-0	0-0
N. Smith	4	0	4	0	0	1	2-20	0-0	T. McKyer	0	0	0	0	0	0	0-0	0-0
K. Traylor	3	0	3	0	0	0	0-0	0-0	T. Pryce	0	0	0	0	0	0	0-0	0-0
S. Atwater	2	1	3	0	0	0	0-0	0-0	T. Veland	0	0	0	0	0	0	0-0	0-0
H. Hasselbach	2	0	2	0	0	0	0-0	0-0	Team Totals	47	3	50	2	0	1	4-34	0-0

FINAL INDIVIDUAL STATISTICS

Denver Broncos							Kansas City Chiefs											
RUSHING	ATT	YDS	AVG	LG	TD		RUSHING	ATT	YDS	AVG	LG	TD						
T. Davis	25	101	4.0	41	2		M. Allen	12	37	3.1	14	0						
H. Griffith	4	9	2.3	4	0		E. Grbac	4	22	5.5	11	0						
D. Loville	2	0	0.0	3	0		K. Anders	3	9	3.0	6	0						
J. Elway	1	-1	-1.0	-1	0		D. Bennett	3	4	1.3	8	0						
							L. Aguiar	1	3	3.0	3	0						
							G. Hill	1	2	2.0	2	0						
Total	32	109	3.4	41	2		Total	24	77	3.2	14	0						
PASSING	ATT	CMP	YDS	TKD/YD	TD	LG	IN	PASSING	ATT	CMP	YDS	TKD/YD	TD	LG	IN			
J. Elway	19	10	170	1/7	0	43	0	E. Grbac	37	24	260	4/34	1	50	0			
Total	19	10	170	1/7	0	43	0	Total	37	24	260	4/34	1	50	0			
PASS RECEIVING	NO	YDS	LG	TD				PASS RECEIVING	NO	YDS	LG	TD						
E. McCaffrey	3	56	43	0				A. Rison	8	110	34	0						
S. Sharpe	2	33	22	0				T. Popson	5	26	13	0						
R. Smith	2	19	17	0				T. Gonzalez	3	26	12	1						
D. Carswell	1	26	26	0				L. Dawson	2	20	12	0						
W. Green	1	19	19	0				K. Anders	2	4	3	0						
T. Davis	1	17	17	0				J. Horn	1	50	50	0						
								D. Hughes	1	13	13	0						
								M. Allen	1	8	8	0						
								T. Vanover	1	3	3	0						
Total	10	170	43	0				Total	24	260	50	1						
INTERCEPTIONS	NO	YDS	LG	TD				INTERCEPTIONS	NO	YDS	LG	TD						
Total	0	0	0	0				Total	0	0	0	0						
PUNTING	NO	YDS	AVG	TB	IN20	LG		PUNTING	NO	YDS	AVG	TB	IN20	LG				
T. Rouen	6	217	36.2	1	2	51		L. Aguiar	5	232	46.4	0	2	62				
Total	6	217	36.2	1	2	51		Total	5	232	46.4	0	2	62				
PUNT RETURNS	NO	FC	YDS	LG	TD			PUNT RETURNS	NO	FC	YDS	LG	TD					
D. Gordon	1	1	36	36	0			T. Vanover	1	1	10	10	0					
(DOWNED)	3	0	0	0	0			(DOWNED)	3	0	0	0	0					
Returns	1		36	36	0			(TOUCHBACK)	1	0	0	0	0					
								Returns	1		10	10	0					
KICKOFF RETURNS	NO	FC	YDS	LG	TD			KICKOFF RETURNS	NO	FC	YDS	LG	TD					
v. Hebron	2	0	51	28	0			T. Vanover	3	0	69	25	0					
D. Loville	1	0	20	20	0													
Returns	3		71	28	0			Returns	3		69	25	0					
Denver Broncos FUMBLES	Fum	Own	Rec.	Yds	TD	FF	Opp. Rec.	Yds	TD	FF	Opp. Rec.	Yds	TD	FF	Opp. Rec.	Yds	TD	Bnds
T. Davis	2	2	0	0	0	0	0	0	0	0	1	0	0	0	0	0	0	0
A. Lynn	0	0	0	0	0	1	0	0	0	0	0	0	0	0	0	0	0	
J. Elway	1	0	0	0	0	0	0	0	0	0	1	0	0	0	0	0	0	
N. Smith	0	0	0	0	0	1	0	0	0	0	0	0	0	0	0	0	0	
D. Loville	1	0	0	0	0	0	0	0	0	0	0	0	0	0	0	0	0	
Total	4	2	0	0	2	0	0	0	0	0	3	2	0	0	0	0	0	
Kansas City Chiefs FUMBLES	Fum	Own	Rec.	Yds	TD	FF	Opp. Rec.	Yds	TD	FF	Opp. Rec.	Yds	TD	FF	Opp. Rec.	Yds	TD	Bnds
D. Williams	0	0	0	0	0	0	0	0	0	0	1	0	0	0	0	0	0	
T. Vanover	1	1	0	0	0	0	0	0	0	0	0	0	0	0	0	0	0	
J. Woods	0	0	0	0	0	0	0	0	0	0	1	0	0	0	0	0	0	
A. Davis	0	0	0	0	0	0	0	0	0	0	1	0	0	0	0	0	0	
E. Grbac	1	0	0	0	0	0	0	0	0	0	0	0	0	0	0	0	0	
G. Parker	0	1	0	0	0	0	0	0	0	0	0	0	0	0	0	0	0	
J. Browning	0	0	0	0	0	0	0	0	0	0	1	0	0	0	0	0	0	
R. Tongue	0	0	0	0	0	0	0	0	0	0	1	0	0	0	0	0	0	
Total	2	2	0	0	3	2	0	0	0	0	3	2	0	0	0	0	0	

FINAL TEAM STATISTICS

	VISITOR BRONCOS	HOME CHIEFS
TOTAL FIRST DOWNS	16	18
By Rushing	6	4
By Passing	7	10
By Penalty	3	4
THIRD DOWN EFFICIENCY	5-11-45%	5-15-33%
FOURTH DOWN EFFICIENCY	0-0-0%	1-3-33%
TOTAL NET YARDS	272	303
Total Offensive Plays (inc. times thrown passing)	52	65
Average gain per offensive play	5.2	4.7
NET YARDS RUSHING	109	77
Total Rushing Plays	32	24
Average gain per rushing play	3.4	3.2
NET YARDS PASSING	163	226
Times thrown — yards lost attempting to pass	1-7	4-34
Gross yards passing	170	260
PASS ATTEMPTS-COMPLETIONS-HAD INTERCEPTED	19-10-0	37-24-0
Average gain per pass play (inc. # thrown passing)	8.2	5.5
KICKOFFS Number-In End Zone-Touchbacks	3-0-0	3-1-0
PUNTS Number and Average	6-36.2	5-46.4
Had Blocked	0	0
FCs — PATs Had Blocked	0-0	0-0
TOTAL RETURN YARDAGE (Not Including Kickoffs)	36	10
No. and Yards Punt Returns	1-36	1-10
No. and Yards Kickoff Returns	3-71	3-69
No. and Yards Interception Returns	0-0	0-0
PENALTIES Number and Yards	8-64	7-65
FUMBLES Number and Lost	4-2	2-0
TOUCHDOWNS		
Rushing	2	1
Passing	2	0
EXTRA POINTS Made-Attempts	0-0	1-1
Kicking Made-Attempts	2-2	1-1
FIELD GOALS Made-Attempts	0-0	1-2
SAFETIES	0	0
FINAL SCORE	14	10
TIME OF POSSESSION	28:54	31:06

1997 AFC WILD CARD PLAYOFF GAME

DENVER 42, JACKSONVILLE 17

Dec. 27, 1997 • Mile High Stadium • Denver

Weather: Partly Cloudy, 44° (wind chill 19°), Wind N 30 mph • Attendance: 74,481 • Time: 3:02

The Denver Broncos advanced to the AFC Divisional playoffs by literally running the Jacksonville Jaguars out of town, as they piled up a club postseason-record 310 rushing yards en route to a 42-17 victory in front of 74,481 at Mile High Stadium. The Broncos set numerous other postseason records during the contest, including new standards for rushing attempts (49), total yards (511), points in a quarter (21; 4th qtr.), total points (42), first downs (28), rushing first downs (18) and third-down efficiency (75%), while the 237 yards allowed by the defense was the second-lowest total in Denver's 21-game playoff history.

The Broncos scored touchdowns on each of their first three possessions, racking up a 21-0 lead on 32 offensive plays, during which time the Jaguars ran only six. Terrell Davis capped Denver's opening drive with a 2-yard touchdown run and Rod Smith punctuated the next when he reeled in a 43-yard touchdown pass from John Elway. The lead was increased to 21-0 when Davis — who set franchise postseason records for rushing attempts (31), rushing yards (184) and longest run from scrimmage (59) before leaving in the third quarter with bruised ribs — tied the franchise records for rushing touchdowns and total touchdowns in a postseason game with his second of the day, this one from 5 yards out.

The Jaguars answered by scoring the game's next 17 points, courtesy of a 1-yard Natrone Means touchdown run before the half, a 38-yard Mike Hollis field goal early in the third quarter and a blocked punt by Travis Davis, which the Jacksonville safety returned 29 yards for a touchdown to pull the Jaguars to within 21-17.

But the Broncos dominated from there, as Derek Loville took over for the injured Davis and slashed his way to 103 yards (second-most by a Bronco in postseason) on 11 attempts, and scored two fourth-quarter touchdowns on runs of 25 and 8 yards to tie the club touchdown record already achieved in the game by Davis. Vaughn Hebronn then got into the act, scoring Denver's fifth rushing touchdown of the day on a 6-yard run with 1:11 remaining, to push the lead to its final margin of 42-17. With Davis' 184 rushing yards and Loville's 103, Denver became just the third team in NFL postseason history to boast two 100-yard rushers in the same game. Additionally, Denver's 40 minutes and 59 seconds of possession time and their 310 rushing yards both were the fifth-highest recorded in an NFL playoff game.

OFFICIALS

Referee — Bernie Kukar (86); Umpire — Jeff Rice (44); Head Linesman — John Schlayer (21); Line Judge — Tom Barnes (55); Back Judge — Tom Sifferman (118); Side Judge — Doug Toole (4); Field Judge — Bill Leavy (127)

STARTING LINEUPS

Jacksonville Jaguars				Denver Broncos			
Offense		Defense		Offense		Defense	
WR 82	J. Smith	LE 56	J. Lageman	WR 80	R. Smith	LE 90	N. Smith
LT 71	T. Boselli	LT 97	R. Wynn	LT 65	G. Zimmerman	LT 94	K. Traylor
LG 62	B. Coleman	RT 93	E. Tualo	LG 69	M. Schlereth	RT 98	M. Tanuvasa
C 79	D. Widell	RE 96	C. Simmons	C 66	T. Nalen	RE 91	A. Williams
RG 76	R. Tylski	SLB 51	K. Hardy	RG 75	B. Habib	WLB 51	J. Mobley
RT 72	L. Searcy	MLB 58	B. Schwartz	RT 77	T. Jones	MLB 57	A. Aldridge
TE 83	P. Mitchell	WLB 50	E. Robinson	TE 84	S. Sharpe	SLB 53	B. Romanowski
WR 87	K. McCardell	LCB 41	D. Thomas	WR 87	E. McCaffrey	LCB 39	R. Crockett
QB 8	M. Brunell	RCB 27	D. Figures	QB 7	J. Elway	FCB 23	D. Gordon
RB 20	N. Means	FS 45	T. Davis	FB 30	J. Davis	FS 27	S. Atwater
TE 88	D. Jones	FS 37	C. Hudson	FB 29	H. Griffith	SS 34	T. Braxton

DENVER SUBSTITUTIONS: K 1 Jason Elam, QB 6 B. Brister, P 16 T. Rouen, CB 21 R. Hilliard, RB 22 V. Hebronn, CB 25 D. Johnson, CB 26 T. McKyer, RB 31 D. Loville, S 32 T. Veland, S 33 D. Dodge, RB 37 A. Lynn, FB 42 D. Smith, LB 56 K. Burns, LB 59 G. Cadrez, G 63 D. Diaz-Infante, T 74 H. Swayne, WR 81 P. Jeffers, WR 85 W. Green, TE 86 B. Chamberlain, TE 89 D. Carswell, DT 93 T. Pryce, DE 96 H. Hasselbach, DT 97 M. Lodish. INACTIVE: QB 8 J. Lewis, LB 50 J. Hesse, LB 58 S. Russ, C/G 62 D. Neil, T 70 J. Brown, DE 72 E. Jones, WR 88 S. Wilson, DT 99 D. Richie.

FIELD GOALS (made () & missed)

M. Hollis (38)		J. Elam (25)	
		1	2
VISITOR	Jacksonville Jaguars	0	7
HOME	Denver Broncos	14	7
		10	0
		0	21
		—	—
		—	42

Team	Qtr	Clock Time	SCORING PLAY	SCORE Visitor	Home
BRONCOS	1	7:39	T. Davis 2 yd. run (J. Elam, kick) (15-73, 7:21)	0	7
BRONCOS	1	2:37	R. Smith 43 yd. pass from J. Elway (J. Elam, kick) (6-60, 4:07)	0	14
BRONCOS	2	10:46	T. Davis 5 yd. run (J. Elam, kick) (11-92, 5:16)	0	21
JAGUARS	2	5:09	N. Means 1 yd. run (M. Hollis, kick) (9-79, 5:37)	7	21
JAGUARS	3	13:33	M. Hollis 38 yd. Field Goal (4-7, 1:27)	10	21
JAGUARS	3	9:16	T. Davis 29 yd. blocked punt return (M. Hollis, kick)	17	29
BRONCOS	4	13:21	D. Loville 25 yd. run (J. Elam, kick) (2-48, 0:37)	17	35
BRONCOS	4	3:43	D. Loville 8 yd. run (J. Elam, kick) (10-80, 5:28)	17	42
BRONCOS	4	1:11	V. Hebronn 6 yd. run (J. Elam, kick) (2-9, 0:49)	17	42

FINAL BRONCOS DEFENSIVE STATISTICS

(Based on unofficial press box statistics)

Player	UT	A	TT	PD	FR	FF	S-Yds	I-Yds	Player	UT	A	TT	PD	FR	FF	S-Yds	I-Yds
J. Mobley	4	2	6	0	0	0	0-0	0-0	R. Crockett	1	0	1	0	0	0	0-0	0-0
D. Gordon	5	0	5	4	0	0	1-8	1-0	T. Pryce	1	0	1	0	0	0	1-0	0-0
B. Romanowski	3	1	4	0	0	0	0-0	0-0	A. Williams	1	0	1	0	0	0	0-0	0-0
K. Traylor	3	1	4	1	0	0	0-0	0-0	H. Hasselbach	0	1	1	0	0	0	0-0	0-0
N. Smith	2	1	3	1	0	0	0-0	0-0	K. Burns	0	0	0	0	0	0	0-0	0-0
G. Cadrez	2	0	2	0	0	0	0-0	0-0	D. Johnson	0	0	0	1	0	0	0-0	0-0
M. Tanuvasa	1	1	2	0	0	0	1-8	0-0	M. Lodish	0	0	0	0	0	0	0-0	0-0
S. Atwater	0	2	2	2	0	0	0-0	0-0	T. McKyer	0	0	0	0	0	0	0-0	0-0
A. Aldridge	1	0	1	0	1	0	0-0	0-0	T. Veland	0	0	0	0	0	0	0-0	0-0
T. Braxton	1	0	1	0	0	0	0-0	0-0	Team Totals	25	9	34	9	1	0	3-16	1-0

FINAL INDIVIDUAL STATISTICS

Jacksonville Jaguars								Denver Broncos								
RUSHING	ATT	YDS	AVG	LG	TD			RUSHING	ATT	YDS	AVG	LG	TD			
N. Means	10	40	4.0	14	1			T. Davis	31	184	5.9	59	2			
J. Stewart	1	6	6.0	6	0			D. Loville	11	103	9.4	44	2			
M. Brunell	3	4	1.3	5	0			V. Hebron	6	23	3.8	6	1			
								J. Elway	1	0	0.0	0	0			
Total	14	50	3.6	14	1			Total	49	310	6.3	59	5			
PASSING	ATT	CMP	YDS	TD	LG	IN		PASSING	ATT	CMP	YDS	TD	LG	IN		
M. Brunell	32	18	203	3/16	0	37	1	J. Elway	24	16	223	3/22	1	43	0	
Total	32	18	203	3/16	0	37	1	Total	24	16	223	3/22	1	43	0	
PASS RECEIVING			NO	YDS	LG	TD		PASS RECEIVING			NO	YDS	LG	TD		
K. McCardell			6	55	20	0		T. Davis			4	11	6	0		
J. Smith			6	55	16	0		R. Smith			3	99	43	1		
J. Stewart			3	46	26	0		E. McCaffrey			2	33	25	0		
D. Jones			1	37	37	0		W. Green			2	32	22	0		
P. Mitchell			1	7	7	0		S. Sharpe			2	29	23	0		
N. Means			1	3	3	0		H. Griffith			2	9	8	0		
								D. Loville			1	10	10	0		
Total			18	203	37	0		Total			16	223	43	1		
INTERCEPTIONS			NO	YDS	LG	TD		INTERCEPTIONS			NO	YDS	LG	TD		
								D. Gordon			1	0	0	0		
Total			0	0	0	0		Total			1	0	0	0		
PUNTING	NO	YDS	AVG	TB	IN20	LG		PUNTING	NO	YDS	AVG	TB	IN20	LG		
B. Barker	4	118	29.5	0	1	35		T. Rouen	2	99	49.5	0	1	53		
								(BLOCKED)	1	0	0.0	0	0	0		
Total	4	118	29.5	0	1	35		Total	3	99	33.0	0	1	53		
PUNT RETURNS			NO	FC	YDS	LG	TD	PUNT RETURNS			NO	FC	YDS	LG	TD	
R. Barlow			1	0	5	5	0	D. Gordon			1	0	14	14	0	
(DOWNED)			1	0	0	0	0	(DOWNED)			1	0	0	0	0	
Returns			1		5	5	0	(OUT OF BOUNDS)			2	0	0	0	0	
								Returns			1		14	14	0	
KICKOFF RETURNS			NO	FC	YDS	LG	TD	KICKOFF RETURNS			NO	FC	YDS	LG	TD	
R. Barlow			3	0	118	58	0	V. Hebron			3	0	87	51	0	
M. Logan			3	0	44	18	0	(TOUCHBACK)			1	0	0	0	0	
T. Hallcock			1	0	6	6	0									
D. Jones			0	0	-2	-2	0	Returns			3		87	51	0	
Returns			7		166	58	0									
Jacksonville Jaguars	Own	Opp.	FF	Yds	TD	Out		Denver Broncos	Own	Opp.	FF	Yds	TD	Out		
FUMBLES	Fum	Rec.	Yds	TD	FF	Rec.	Yds	Fum	Rec.	Yds	TD	FF	Rec.	Yds	TD	
C. Simmons	0	0	0	0	1	0	0	0	J. Elway	3	1	-10	0	0	0	
C. Hudson	0	0	0	0	1	0	0	0	A. Aldridge	0	0	0	0	0	0	
R. Wynn	0	0	0	0	0	1	0	0								
M. Brunell	1	0	0	0	0	0	0	0								
D. Thomas	0	0	0	0	0	1	0	0								
Total	1	0	0	0	2	2	0	0	Total	3	1	-10	0	0	0	0

FINAL TEAM STATISTICS

VISITOR JAGUARS		HOME BRONCOS	
TOTAL FIRST DOWNS			
By Rushing	14	3	28
By Passing	3	18	18
By Penalty	2	8	8
THIRD DOWN EFFICIENCY	3-10-30%	12-16-75%	
FOURTH DOWN EFFICIENCY	0-1-0%	1-1-100%	
TOTAL NET YARDS	237	511	
Total Offensive Plays (inc. times thrown passing)	47	76	
Average gain per offensive play	4.8	6.7	
NET YARDS RUSHING	50	310	
Total Rushing Plays	14	49	
Average gain per rushing play	3.6	6.3	
NET YARDS PASSING	187	201	
Times thrown — yards lost attempting to pass	3-16	3-22	
Gross yards passing	203	223	
PASS ATTEMPTS-COMPLETIONS-HAD INTERCEPTED	32-18-1	24-16-0	
Average gain per pass play (inc. # thrown passing)	5.3	7.4	
KICKOFFS Number-In End Zone-Touchbacks	4-1-1	7-0-0	
PUNTS Number and Average	4-29.5	3-33	
Had Blocked	0	1	
FGs — PATs Had Blocked	0-0	0-0	
TOTAL RETURN YARDAGE (Not Including Kickoffs)	5	14	
No. and Yards Punt Returns	1-5	1-14	
No. and Yards Kickoff Returns	7-166	3-87	
No. and Yards Interception Returns	0-0	1-0	
PENALTIES Number and Yards	9-54	9-94	
FUMBLES Number and Lost	1-1	3-2	
TOUCHDOWNS			
Rushing	3	6	
Passing	1	5	
Other (Blocked Kicks, etc.)	0	1	
EXTRA POINTS Made-Attempts	2-2	6-6	
Kicking Made-Attempts	2-2	6-6	
FIELD GOALS Made-Attempts	1-1	0-0	
SAFETIES	0	0	
FINAL SCORE	17	42	
TIME OF POSSESSION	19:01	40:59	

1996 AFC DIVISIONAL PLAYOFF GAME

JACKSONVILLE 30, DENVER 27

Jan. 4, 1997 • Mile High Stadium • Denver

Weather: Sunny, 46°, Wind NW 15 mph • Attendance: 75,678 • Time: 3:02

The Broncos' most successful season since 1991 came to a surprising end at the hands of the Jacksonville Jaguars in an AFC Divisional Playoff game in front of 75,678 stunned fans at Mile High Stadium, by a final score of 30-27. The loss was Denver's first of the season at home and only their second ever at home in the postseason.

The contest began on a promising note for the Broncos, as they scored on two of their first three possessions to take a 12-0 lead into the second quarter. First, Vaughn Hebronn scored his first ever postseason touchdown on a 1-yard plunge on fourth down. During that drive, Terrell Davis set a franchise record for the longest postseason run with a 47-yard scamper. On Denver's next possession, Shannon Sharpe hauled in an 18-yard pass from John Elway to produce the 12-point margin.

The Jaguars then proceeded to score on their next six possessions, with the first five being unanswered by the Broncos, producing a 23-12 advantage for Jacksonville. The Broncos responded with a 9-play, 57-yard drive, capped by a 2-yard touchdown run by Davis, who then tacked on the two-point conversion himself to cut the deficit to three. But then Mark Brunell, who threw for 245 yard and two touchdowns on the day, connected with Jimmy Smith on a critical third-and-five play at the Broncos' 16-yard line with 3:39 remaining in the game to restore a 10-point advantage.

The Broncos again pulled to within three points when Elway found Ed McCaffrey in the end zone for a 15-yard touchdown with 1:50 left, but Denver's magic ran out as the Jaguars held on for the 30-27 win.

During the contest, Elway — who played in his franchise-record 15th postseason game — passed Terry Bradshaw for fourth place on the all-time NFL postseason list for pass attempts. Natrone Means, who led Jacksonville's 203-yard ground attack, rushed for 140 yards on 21 carries. Brunell added 44 more on seven rushes.

OFFICIALS

Referee — Red Cashion (43); Umpire — Art Demmas (78); Line Judge — Byron Boston (18); Side Judge — Laird Hayes (125); Head Linesman — Sid Semon (109); Back Judge — Tim Millis (80); Field Judge — John Robison (46)

STARTING LINEUPS

Jacksonville Jaguars

Offense		Defense	
WR 82	J. Smith	LE 56	J. Lageman
LT 71	T. Boselli	LT 92	D. Davey
LG 62	B. Coleman	RT 64	J. Jurkovic
C 79	D. Widel	RE 96	C. Simmons
RG 76	R. Tylski	SLB 51	K. Hardy
RT 72	L. Searcy	MLB 55	T. McManus
TE 86	D. Brown	WLB 50	E. Robinson
WR 87	K. McCardell	LCB 21	A. Beasley
QB 8	M. Brunell	RCB 25	M. Washington
RB 20	N. Means	SS 28	D. Hall
FB 35	L. Maston	FS 37	C. Hudson

DENVER SUBSTITUTIONS: 1 J. Elam, 16 T. Rouen, 20 T. James, 21 R. Hilliard, 22 V. Hebron, 25 D. Johnson, 31 R. Jones, 37 T. Hauck, 38 R. Rivers, 56 K. Burns, 59 G. Cadrez, 70 J. Brown, 79 J. Geathers, 80 R. Smith, 82 P. Jeffers, 86 B. Chamberlain, 94 J. Robinson, 98 H. Hasselbach, 98 M. Tanuvasa. **DID NOT PLAY:** 8 J. Lewis, 63 D. Diaz-Infante. **INACTIVE:** 11 T. Rubley, 42 D. Smith, 54 B. Hager, 64 R. Tamm, 67 M. Campbell, 68 R. McElroy, 72 E. Jones, 81 T. Kinchen.

Denver Broncos

Offense		Defense	
WR 83	A. Miller	LE 90	D. Williams
LT 85	G. Zimmerman	LT 97	M. Lodish
LG 69	M. Schlereth	RT 95	M. Perry
C 66	T. Nalen	RE 91	A. Williams
RG 75	B. Habib	WLB 51	J. Mobley
RT 76	B. Thompson	MLB 57	A. Aldridge
TE 84	S. Sharpe	SLB 53	B. Romanowski
WR 87	E. McCaffrey	LCB 39	R. Crockett
QB 7	J. Elway	RCB 48	L. Washington
HB 30	T. Davis	FS 27	S. Atwater
FB 29	A. Craver	SS 34	T. Braxton

FIELD GOALS (made () & missed)

M. Hollis		(46)	(42)	(22)		
		1	2	3	4	OT TOTAL
VISITOR	Jacksonville Jaguars	0	13	7	10	30
HOME	Denver Broncos	12	0	0	15	27

Team	Qtr	Clock Time	SCORING PLAY	SCORE Visitor Home
BRONCOS	1	6:22	V. Hebron 1 yd. run (No good, blocked) (6-50, 2:58)	0 6
BRONCOS	1	0:33	S. Sharpe 18 yd. pass from J. Elway (2-pt. Att. Failed) (7-64, 3:52)	0 12
JAGUARS	2	11:15	M. Hollis 46 yd. Field Goal (10-50, 4:18)	3 12
JAGUARS	2	2:58	N. Means 8 yd. run (M. Hollis, kick) (10-80, 5:21)	10 12
JAGUARS	2	0:10	M. Hollis 42 yd. Field Goal (5-65, 0:47)	13 12
JAGUARS	3	8:51	K. McCardell 31 yd. pass from M. Brunell (M. Hollis, kick) (7-75, 3:18)	23 12
JAGUARS	4	10:51	M. Hollis 22 yd. Field Goal (17-88, 8:32)	23 20
BRONCOS	4	7:37	T. Davis 2 yd. run (T. Davis, run) (9-57, 3:14)	30 20
JAGUARS	4	3:39	J. Smith 16 yd. pass from M. Brunell (M. Hollis, kick) (9-74, 3:58)	30 27
BRONCOS	4	1:50	E. McCaffrey 15 yd. pass from J. Elway (J. Elam, kick) (8-80, 1:49)	30 27

FINAL BRONCOS DEFENSIVE STATISTICS

(from unofficial press box statistics)

Player	UT	A	TT	PD	FR	FF	S-Yds	I-Yds	Player	UT	A	TT	PD	FR	FF	S-Yds	I-Yds
T. Braxton	10	1	11	0	0	0	0-0	0-0	M. Lodish	2	0	2	0	0	0	0-0	0-0
J. Mobley	6	2	8	1	0	0	0-0	0-0	B. Romanowski	2	0	2	0	0	0	0-0	0-0
S. Atwater	6	0	6	0	0	0	0-0	0-0	H. Hasselbach	1	0	1	0	0	0	0-0	0-0
A. Aldridge	5	1	6	1	0	0	1-0-4	0-0	R. Hilliard	1	0	1	0	0	0	0-0	0-0
M. Perry	4	1	5	0	0	0	0-0	0-0	M. Tanuvasa	1	0	1	0	0	0	0-0	0-0
D. Williams	2	2	4	1	0	0	1-0-1	0-0	A. Williams	1	0	1	2	0	0	0-0	0-0
R. Crockett	2	0	2	1	0	0	0-0	0-0	K. Burns	0	0	0	0	0	0	0-0	0-0
T. Hauck	2	0	2	0	0	0	0-0	0-0	Team Totals	47	7	54	6	0	0	2-0-5	0-0
T. James	2	0	2	0	0	0	0-0	0-0									

FINAL INDIVIDUAL STATISTICS

Jacksonville Jaguars										Denver Broncos													
RUSHING	ATT	YDS	AVG	LG	TD					RUSHING	ATT	YDS	AVG	LG	TD								
N. Means	21	140	6.7	21	1					T. Davis	14	91	6.5	47	1								
M. Brunell	7	44	6.3	29	0					J. Elway	5	30	6.0	19	0								
J. Stewart	8	19	2.4	5	0					V. Hebron	2	5	2.5	4	1								
Total	36	203	5.6	29	1					Total	21	126	6.0	47	2								
PASSING	ATT	CMP	YDS	TD	LG	IN				PASSING	ATT	CMP	YDS	TD	LG	IN							
M. Brunell	29	18	245	2/5	2	44	0				J. Elway	38	25	226	1/1	2	181	0					
Total	29	18	245	2/5	2	44	0				Total	38	25	226	1/1	2	181	0					
PASS RECEIVING			NO	YDS	LG	TD				PASS RECEIVING			NO	YDS	LG	TD							
K. McCardell			5	59	31	1				T. Davis			7	24	6	0							
N. Means			4	46	29	0				A. Miller			5	67	18	0							
J. Smith			3	71	44	1				E. McCaffrey			5	54	16	1							
W. Jackson			3	35	19	0				A. Craver			3	17	7	0							
P. Mitchell			2	9	8	0				S. Sharpe			2	31	18	1							
J. Stewart			1	25	25	0				D. Carswell			2	18	10	0							
										R. Smith			1	15	15	0							
Total			18	245	44	2				Total			25	226	18	2							
INTERCEPTIONS			NO	YDS	LG	TD				INTERCEPTIONS			NO	YDS	LG	TD							
Total			0	0	0	0				Total			0	0	0	0							
PUNTING	NO	YDS	AVG	TB	IN20	LG				PUNTING	NO	YDS	AVG	TB	IN20	LG							
B. Barker	3	119	39.7	0	0	49				T. Rouen	5	213	42.6	1	3	52							
Total	3	119	39.7	0	0	49				Total	5	213	42.6	1	3	52							
PUNT RETURNS			NO	FC	YDS	LG	TD				PUNT RETURNS			NO	FC	YDS	LG	TD					
C. Hudson			1	2	3	3	0				R. Smith			2	0	12	6	0					
(DOWNED)			1	0	0	0	0				(OUT OF BOUNDS)			1	0	0	0	0					
(TOUCHBACK)			1	0	0	0	0																
Returns			1	3	3	0				Returns			2	12	6	0							
KICKOFF RETURNS			NO	FC	YDS	LG	TD				KICKOFF RETURNS			NO	FC	YDS	LG	TD					
B. Brooks			4	0	75	29	0				V. Hebron			3	0	85	38	0					
L. Maston			0	0	0	0	0				B. Chamberlain			1	0	15	15	0					
										K. Burns			1	0	14	14	0						
										P. Jeffers			1	0	9	9	0						
										(TOUCHBACK)			1	0	0	0	0						
Returns			4	75	29	0				Returns			6	123	38	0							
Jacksonville Jaguars	Own	Opp.	Rec.	Yds	TD	FF	Rec.	Yds	TD	Bnds	Out	Denver Broncos	Own	Opp.	Rec.	Yds	TD	FF	Rec.	Yds	TD	Bnds	Out
FUMBLES	Fum	Rec.	Yds	TD	FF	Rec.	Yds	TD	Bnds	Out	FUMBLES	Fum	Rec.	Yds	TD	FF	Rec.	Yds	TD	Bnds	Out		
T. McManus	0	0	0	0	1	0	0	0	0	0	D. Carswell	1	1	0	0	0	0	0	0	0	0	0	
Total	0	0	0	0	1	0	0	0	0	0	Total	1	1	0	0	0	0	0	0	0	0	0	

FINAL TEAM STATISTICS

	VISITOR JAGUARS	HOME BRONCOS
TOTAL FIRST DOWNS	22	21
By Rushing	9	7
By Passing	11	13
By Penalty	2	1
THIRD DOWN EFFICIENCY	8-15-53%	6-12-50%
FOURTH DOWN EFFICIENCY	0-0-0%	1-1-100%
TOTAL NET YARDS	443	351
Total Offensive Plays (inc. times thrown passing)	67	60
Average gain per offensive play	6.6	5.9
NET YARDS RUSHING	203	126
Total Rushing Plays	36	21
Average gain per rushing play	5.6	6.0
NET YARDS PASSING	240	225
Times thrown – yards lost attempting to pass	2-5	1-1
Gross yards passing	245	226
PASS ATTEMPTS-COMPLETIONS-HAD INTERCEPTED	29-18-0	38-25-0
Average gain per pass play (inc. # thrown passing)	7.7	5.8
KICKOFFS Number-In End Zone-Touchbacks	7-1-1	5-2-0
PUNTS Number and Average	3-39.7	5-42.6
Had Blocked	0	0
FGs – PATs Had Blocked	0-0	0-1
TOTAL RETURN YARDAGE (Not Including Kickoffs)	3	12
No. and Yards Punt Returns	1-3	2-12
No. and Yards Kickoff Returns	4-75	6-123
No. and Yards Interception Returns	0-0	0-0
PENALTIES Number and Yards	3-18	8-64
FUMBLES Number and Lost	0-0	1-0
TOUCHDOWNS	3	4
Rushing	1	2
Passing	2	2
EXTRA POINTS Made-Attempts	3-3	2-4
Kicking Made-Attempts	3-3	1-2
Rushing Made-Attempts	0-0	1-1
Passing Made-Attempts	0-0	0-1
FIELD GOALS Made-Attempts	3-3	0-0
SAFETIES	0	0
FINAL SCORE	30	27
TIME OF POSSESSION	32:24	27:39

1993 AFC Wild Card Game

LOS ANGELES RAIDERS 42, DENVER 24

Jan. 9, 1994 • Los Angeles Coliseum • Los Angeles, Calif.

Weather: Sunny, 76°, Wind 0 mph • Attendance: 66,094 • Time: 3:36

The Broncos returned to the playoffs after a one-year hiatus and faced the L.A. Raiders for the second time in as many weeks, but unlike the previous week, this time it was a do-or-die situation for both teams.

Early on the game looked to have the makings of a defensive struggle, with both teams going four downs and out on their first possession, but the game's pace quickly picked up on the second possession. The Raiders struck first on a 7-play, 80-yard drive that was capped with a nine-yard touchdown pass from quarterback Jeff Hostetler to tight end Ethan Horton.

Quarterback John Elway and the Broncos responded with a drive of their own, going 63 yards in 7 plays, as Elway hooked up with tight end Shannon Sharpe for a 23-yard touchdown. The Raiders bounced back with a 65-yard touchdown toss to wide receiver Tim Brown to take a 14-7 lead. The Broncos responded by driving 64 yards in 11 plays setting up a 16-yard touchdown toss from Elway to tight end Reggie Johnson to tie the score. Hostetler continued to be red hot on the Raiders' next possession, leading the club 84 yards in just five plays, wide receiver James Jett helped pad Hostetler's totals by catching a 54-yard touchdown pass in the five-play drive.

As bad as the Broncos defense looked in three straight possessions, the Broncos offense picked up the slack. In the Broncos' last drive of the half, the offense chewed up nearly seven minutes and went 77 yards to tie the score 14-14. Wide receiver Derek Russell caught a six-yard scoring pass that tied the score, but the real hero of the drive was John Elway who completed passes to six different receivers and showed his versatility by running twice.

The two teams combined for nearly 500 yards of total offense by halftime, but only the Raiders continued that pace in the second half. After receiving the opening kickoff, the Broncos failed to move the ball on their first three possessions, giving the Raiders great field position after three punts that averaged 30 yards by Tom Rouen. The Raiders took advantage, starting drives at the Denver 43 and 35, and their own 48, and parlayed two of those into touchdowns on drives of three and five plays to take a commanding 35-21 lead.

The Broncos made a dent in the score at the beginning of the fourth period on a 33-yard field goal by Jason Elam, but the Raiders responded to that with a 10-play, 76-yard drive that was capped by Napoleon McCallum's third touchdown of the game from one yard out. That would prove to be all of the scoring, as the Raiders walked away with a 42-24 victory.

OFFICIALS

Referee — Bob McElwee (95); Umpire — Al Conway (27); Line Judge — Tom Barnes (55); Side Judge — Don Wedge (28); Head Linesman — Aaron Pointer (79); Back Judge — Bill Lovett (98); Field Judge — Don Hakes (96)

STARTING LINEUPS

Denver Broncos				Los Angeles Raiders			
Offense		Defense		Offense		Defense	
WR 88	J. Evans	LE 99	S. Dronett	WR 89	A. Wright	LE 75	H. Long
LT 65	G. Zimmerman	NT 71	G. Kragen	LT 71	G. Perry	LT 91	C. McGlockton
LG 79	D. Widell	RE 91	W. Oshodin	LG 76	S. Wisniewski	RT 74	N. Harrison
C 72	K. Kartz	LOLB 51	M. Croel	C 72	D. Mosebar	RE 93	G. Townsend
RG 75	B. Habib	LILB 77	K. Mecklenburg	RG 65	M. Montoya	LLB 51	A. Wallace
RT 68	R. Freeman	MLB 57	D. Wyman	RT 68	B. Wilkerson	MLB 57	J. Kelly
TE 89	R. Johnson	ROLB 73	S. Fletcher	TE 88	E. Horton	RLB 99	W. Moss
WR 87	C. Tillman	LCB 34	T. Braxton	WR 81	T. Brown	LCB 36	T. McDaniel
QB 7	J. Elway	RCB 23	R. Bradford	QB 15	J. Hostetler	RCB 48	L. Washington
RB 39	R. Delpino	SS 49	D. Smith	RB 41	N. McCallum	SS 20	D. Hoskins
TE 84	S. Sharpe	FS 27	S. Atwater	RB 21	R. Montgomery	FS 33	E. Anderson

DENVER SUBSTITUTIONS: 1 J. Elam, 8 T. Maddox, 16 T. Rouen, 21 L. Lang, 22 G. Milburn, 31 R. Jones, 36 F. Robinson, 37 A. Lynn, 38 R. Rivers, 40 D. Hall, 42 K. Taylor, 47 D. Pool, 54 M. Donahue, 58 E. Alexander, 59 T. Lucas, 64 J. Melander, 76 K. Scafford, 78 D. Maggs, 80 T. Kimbrough, 85 D. Russell, 86 A. Marshall, 94 J. Robinson, 97 D. Drozdov. **INACTIVE:** 12 S. Moore, 29 C. Dimry, 52 J. Mills, 61 B. Meeks, 61 B. Rose, 83 M. Bonner, 90 D. Williams, 95 A. Taylor.

FIELD GOALS (made () & missed)

J. Elam	(33)	1	2	3	4	OT	TOTAL
VISITOR	Denver Broncos	7	14	0	3		24
HOME	Los Angeles Raiders	14	7	14	7		42

Team	Qtr	Clock	Time	SCORING PLAY	SCORE
					Visitor Home
RAIDERS	1	9:17		E. Horton 9 yd. pass from J. Hostetler (J. Jaeger,kick) (7-80,3:18)	0 7
BRONCOS	1	6:12		S. Sharpe 23 yd. pass from J. Elway (J. Elam,kick) (7-65,3:05)	7 7
RAIDERS	1	2:25		T. Brown 65 yd. pass from J. Hostetler (J. Jaeger,kick) (6-78,3:47)	7 14
BRONCOS	2	10:06		R. Johnson 16 yd. pass from J. Elway (J. Elam,kick) (12-80,7:19)	14 14
RAIDERS	2	7:28		J. Jett 54 yd. pass from J. Hostetler (J. Jaeger,kick) (5-84,2:38)	14 21
BRONCOS	2	0:32		D. Russell 6 yd. pass from J. Elway (J. Elam,kick) (13-77,6:56)	21 28
RAIDERS	3	8:08		N. McCallum 26 yd. run (J. Jaeger,kick) (3-35,1:25)	21 35
RAIDERS	3	4:27		N. McCallum 2 yd. run (J. Jaeger, kick) (5-52,2:31)	24 35
BRONCOS	4	12:36		J. Elam 33 yd. Field Goal (8-63,2:32)	24 35
RAIDERS	4	6:43		N. McCallum 1 yd. run (J. Jaeger,kick) (10-76,5:53)	24 42

FINAL BRONCOS DEFENSIVE STATISTICS

(Based on unofficial press box totals)

Player	UT	A	T	PD	FR	FF	S-Yds	I-Yds	Player	UT	A	T	PD	FR	FF	S-Yds	I-Yds
D. Smith	6	1	7	0	0	0	0-0	0-0	S. Dronett	2	0	2	0	0	0	0-0	0-0
D. Wyman	5	2	7	0	0	0	0-0	0-0	L. Lang	2	0	2	0	0	0	0-0	0-0
K. Mecklenburg	4	2	6	0	0	0	0-0	0-0	W. Oshodin	2	0	2	0	0	0	0-0	0-0
S. Atwater	5	0	5	0	0	0	0-0	0-0	D. Hall	1	1	2	0	0	0	0-0	0-0
R. Bradford	4	0	4	0	0	0	0-0	0-0	G. Kragen	2	0	2	0	0	0	0-0	0-0
T. Braxton	3	0	3	0	0	0	0-0	0-0	E. Alexander	0	1	1	0	0	0	0-0	0-0
M. Croel	3	0	3	1	0	0	0-0	0-0	Team Totals	39	9	48	1	0	0	2-3	0-0
S. Fletcher	2	0	2	0	0	0	2-3	0-0									

FINAL INDIVIDUAL STATISTICS

Denver Broncos										Los Angeles Raiders															
RUSHING		ATT	YDS	AVG	LG	TD	RUSHING		ATT	YDS	AVG	LG	TD	RUSHING		ATT	YDS	AVG	LG	TD					
R. Delpino		9	32	3.6	16	0	N. McCallum		13	81	6.2	26	3	J. Jett		3	111	54	1						
J. Elway		5	23	4.6	6	0	T. Brown		15	50	3.3	15	0	E. Horton		3	86	65	1						
R. Rivers		1	2	2.0	2	0	E. Horton		4	5	1.3	4	0	T. Montgomery		3	45	33	1						
T. Maddox		1	1	1.0	1	0	T. Montgomery							A. Wright		1	23	23	0						
G. Milburn		2	-2	-1.0	1	0	Total		32	136	4.3	26	3	Total		19	13	294	2/3	3					
Total		18	56	3.1	16	0	Total		19	13	294	2/3	3	Total		19	13	294	2/3	3					
PASSING		ATT	CMP	YDS	TD	LG	IN	PASSING		ATT	CMP	YDS	TD	LG	IN	PASSING		ATT	CMP	YDS	TD	LG	IN		
J. Elway		47	29	302	1/5	3	25	Hostetler		19	13	294	2/3	3	65	0	Hostetler		19	13	294	2/3	3	65	0
T. Maddox		7	3	34	0/0	0	13	Total		19	13	294	2/3	3	65	0	Total		19	13	294	2/3	3	65	0
Total		54	32	336	1/5	3	25	Total		19	13	294	2/3	3	65	0	Total		19	13	294	2/3	3	65	0
RECEIVING		NO	YDS	LG	TD	RECEIVING		NO	YDS	LG	TD	RECEIVING		NO	YDS	LG	TD								
S. Sharpe		13	156	23	1	J. Jett		3	111	54	1	T. Brown		3	86	65	1								
A. Marshall		5	69	20	0	T. Brown		3	86	65	1	E. Horton		3	45	33	1								
G. Milburn		5	8	6	0	E. Horton		3	45	33	1	T. Montgomery		3	29	18	0								
D. Russell		2	31	25	1	T. Montgomery		3	29	18	0	A. Wright		1	23	23	0								
C. Tillman		2	25	16	0	Total		13	294	65	3	Total		13	294	65	3								
R. Johnson		2	19	16	1	Total		13	294	65	3	Total		13	294	65	3								
K. Taylor		1	13	13	0	Total		13	294	65	3	Total		13	294	65	3								
R. Rivers		1	8	8	0	Total		13	294	65	3	Total		13	294	65	3								
J. Evans		1	7	7	0	Total		13	294	65	3	Total		13	294	65	3								
Total		32	336	25	3	Total		32	336	25	3	Total		32	336	25	3								
INTERCEPTIONS		NO	YDS	LG	TD	INTERCEPTIONS		NO	YDS	LG	TD	INTERCEPTIONS		NO	YDS	LG	TD								
Total		0	0	0	0	Total		0	0	0	0	Total		0	0	0	0								
PUNTING		NO	YDS	AVG	TB	IN20	LG	PUNTING		NO	YDS	AVG	TB	IN20	LG	PUNTING		NO	YDS	AVG	TB	IN20	LG		
Rouen		4	135	33.8	1	0	45	Rouen		4	170	42.5	0	1	50		Rouen		4	170	42.5	0	1	50	
Total		4	135	33.8	1	0	45	Total		4	170	42.5	0	1	50		Total		4	170	42.5	0	1	50	
PUNT RETURNS		NO	FC	YDS	LG	TD	PUNT RETURNS		NO	FC	YDS	LG	TD	PUNT RETURNS		NO	FC	YDS	LG	TD					
G. Milburn		3	0	38	18	0	G. Milburn		3	0	38	18	0	G. Milburn		3	0	38	18	0					
(DOWNED)		1	0	0	0	0	(DOWNED)		1	0	0	0	0	(DOWNED)		1	0	0	0	0					
Returns		3		38	18	0	Returns		3		38	18	0	Returns		3		38	18	0					
KICKOFF RETURNS		NO	FC	YDS	LG	TD	KICKOFF RETURNS		NO	FC	YDS	LG	TD	KICKOFF RETURNS		NO	FC	YDS	LG	TD					
G. Milburn		6	0	85	21	0	G. Milburn		6	0	85	21	0	G. Milburn		6	0	85	21	0					
(OUT OF BOUNDS)		1	0	0	0	0	(OUT OF BOUNDS)		1	0	0	0	0	(OUT OF BOUNDS)		1	0	0	0	0					
Returns		6		85	21	0	Returns		6		85	21	0	Returns		6		85	21	0					
Denver Broncos		Fum	Own Rec.	Yds	TD	FF	Opp. Rec.	Yds	TD	Bnds	L.A. Raiders		Fum	Own Rec.	Yds	TD	FF	Opp. Rec.	Yds	TD	Bnds				
FUMBLES		1	0	0	0	0	0	0	0	0	FUMBLES		0	0	0	0	0	0	0	0	0				
J. Elway		1	0	0	0	0	0	0	0	0	J. Elway		0	0	0	0	0	0	0	0	0				
K. Kartz		0	1	0	0	0	0	0	0	0	K. Kartz		0	0	0	0	0	0	0	0	0				
T. Maddox		1	1	0	0	0	0	0	0	0	T. Maddox		0	0	0	0	0	0	0	0	0				
Total		2	2	0	0	0	0	0	0	0	Total		0	0	0	0	0	0	0	0	0				

1991 AFC CHAMPIONSHIP GAME

BUFFALO 10, DENVER 7

Jan. 12, 1992 • Rich Stadium • Buffalo, N.Y.

Weather: Sunny, 42°, Wind SSW 15 mph • Attendance: 80,272 • Time: 2:59

The Broncos were denied their fifth AFC Championship, losing 10-7 to the Bills before 80,272 in Rich Stadium. Denver's defense shut down the high-powered Buffalo offense, limiting it to just 213 total yards and only 12 first downs, but the Broncos offense failed to capitalize on several first-half opportunities.

Buffalo punted on its first two drives after a total net of -2 yards, and had its third drive ended when nose tackle Greg Kragen tipped and then intercepted a pass on the Buffalo 29. But Denver could not take advantage as David Treadwell's 47-yard field goal attempt sailed wide right. The defense rose up again to thwart the Bills and the Broncos began their next drive on their own 24, but would later stall when Treadwell missed again, hitting the right upright from 42 yards out.

Once again the Bills punted after failing to get a first down, and a 10-yard punt return by Vance Johnson set Denver up on the 50. On first down, quarterback John Elway threw a middle screen to running back Steve Sewell, who gained 26 yards to the Buffalo 24. The Broncos could move no closer than the 20, and David Treadwell's 37-yard attempt hit the right upright, ending the last scoring threat of the first half. Through the first two quarters Denver outgained the Bills 123 yards to 58, had nine first downs to Buffalo's three, and had a time of possession of 20:19, but at halftime the score stood at 0-0.

The Bills' second drive of the third quarter began at their 20 and 11 plays later they faced a third-and-seven on Denver's 26. Kelly attempted to hit wide receiver James Lofton but cornerback Tyrone Braxton intercepted the ball and returned it to the Denver 19. On second-and-10 Elway attempted another middle screen to Sewell, but linebacker Carlton Bailey picked off the pass and ran 11 yards for a touchdown.

The Broncos' first possession of the fourth quarter began with Gary Kubiak at quarterback, replacing Elway, who left the game with an injured thigh muscle. Kubiak drove Denver from its 21 to the Buffalo 23, but the Broncos failed to convert a fourth-down attempt. The Bills then drove 50 yards in 9 plays to score on a 44-yard field goal by Scott Norwood. Now down 10-0, Kubiak engineered a frantic drive in which Denver covered 85 yards in 8 plays, and Kubiak scored a 3-yard quarterback draw to pull Denver within 3 points.

The ensuing inside kick was recovered by the Broncos' Steve Atwater, and Denver began its last chance drive on its 49 with 1:43 left on the clock and two time-outs. On first down, Kubiak hit Sewell for seven yards, but cornerback Kirby Jackson stripped the ball away and he recovered on the Buffalo 44. The Broncos defense forced the Bills to punt, but Denver could only reach the 50 as time ran out. Kubiak, playing his final game as a pro, outgained both Elway and Kelly, completing 11 of 12 passes for 136 yards.

OFFICIALS

Referee — Dale Harner (104); Umpire — Al Conway (27); Line Judge — Bill Reynolds (53); Side Judge — Doug Toole (4); Head Linesman — Sid Semon (109); Back Judge — Al Jury (106); Field Judge — Don Hakes (96)

STARTING LINEUPS

Denver Broncos				Buffalo Bills			
Offense		Defense		Offense		Defense	
WR 83 M. Young	LE 91 W. Powers	WR 80 J. Lofton	LE 96 L. Seals	WR 80 J. Lofton	LE 96 L. Seals	WR 80 J. Lofton	LE 96 L. Seals
LT 62 J. Davidson	NT 71 G. Kragen	LT 69 W. Wolford	NT 91 J. Wright	LT 69 W. Wolford	NT 91 J. Wright	LT 69 W. Wolford	NT 91 J. Wright
LG 63 S. Farrell	RE 90 R. Holmes	LG 51 J. Richter	RE 78 B. Smith	LG 51 J. Richter	RE 78 B. Smith	LG 51 J. Richter	RE 78 B. Smith
C 79 Da. Widell	LOLB 73 S. Fletcher	C 67 K. Hull	LOLB 97 C. Bennett	C 67 K. Hull	LOLB 97 C. Bennett	C 67 K. Hull	LOLB 97 C. Bennett
RG 67 Do. Widell	LILB 56 M. Brooks	RG 59 M. Frerotte	LILB 58 S. Conlan	RG 59 M. Frerotte	LILB 58 S. Conlan	RG 59 M. Frerotte	LILB 58 S. Conlan
RT 76 K. Lanier	RILB 77 K. Mecklenburg	RT 75 H. Ballard	RILB 54 C. Bailey	RT 75 H. Ballard	RILB 54 C. Bailey	RT 75 H. Ballard	RILB 54 C. Bailey
WR 81 S. Sharpe	LOLB 51 M. Croel	TE 84 K. McKeller	ROLB 56 D. Talley	TE 84 K. McKeller	ROLB 56 D. Talley	TE 84 K. McKeller	ROLB 56 D. Talley
WR 85 D. Russell	LCB 34 T. Braxton	WR 83 A. Reed	LCB 47 K. Jackson	WR 83 A. Reed	LCB 47 K. Jackson	WR 83 A. Reed	LCB 47 K. Jackson
QB 7 J. Elway	RCB 24 W. Henderson	QB 12 J. Kelly	RCB 37 N. Odomes	QB 12 J. Kelly	RCB 37 N. Odomes	QB 12 J. Kelly	RCB 37 N. Odomes
RB 28 G. Green	FS 49 D. Smith	RB 34 T. Thomas	SS 46 L. Smith	RB 34 T. Thomas	SS 46 L. Smith	RB 34 T. Thomas	SS 46 L. Smith
WR 82 V. Johnson	FS 27 S. Atwater	WR 82 D. Beebe	SS 38 M. Kelso	WR 82 D. Beebe	SS 38 M. Kelso	WR 82 D. Beebe	SS 38 M. Kelso

DENVER SUBSTITUTIONS: 2 M. Horan, 8 G. Kubiak, 9 D. Treadwell, 21 L. Lang, 22 A. Montgomery, 29 C. Dimry, 30 S. Sewell, 38 R. Rivers, 41 G. Lewis, 48 R. Robbins, 54 K. Traylor, 59 T. Lucas, 60 N. Subis, 68 C. Ker, 70 B. Sochia, 72 K. Kartz, 74 H. Salem, 80 M. Jackson, 84 R. Nattiel, 88 C. Kay, 96 K. Walker. **DID NOT PLAY:** 52 J. Mills, 89 R. Johnson, **INACTIVE:** 12 S. Moore, 26 B. Humphrey.

FIELD GOALS (made () & missed)

		D. Treadwell		47WL		42WR		37WR		S. Norwood (44)		OT		TOTAL	
VISITOR		Denver Broncos		1		2		3		4		7		7	
HOME		Buffalo Bills		0		0		7		3		—		10	
Team		Qtr		Elapsed Time		SCORING PLAY		SCORE		Visitor		Home			
BILLS		3		9:32		C. Bailey 11 yd. return (S. Norwood, kick) (0-11, 0-11)		0		0		7			
BILLS		4		10:42		S. Norwood 44 yd. Field Goal (9-50, 3-57)		0		0		10			
BRONCOS		4		13:17		G. Kubiak 3 yd. run (D. Treadwell, kick) (8-85, 2-35)		7		10					

FINAL BRONCOS DEFENSIVE STATISTICS

(Based on unofficial press box totals)

Player	UT	A	TT	PD	FR	FF	S-Yds	I-Yds	Player	UT	A	TT	PD	FR	FF	S-Yds	I-Yds
S. Fletcher	6	1	7	0	0	0	1-8	0-0	T. Braxton	2	0	2	1	0	0	0-0	1-5
M. Brooks	5	2	7	0	0	0	0-0	0-0	C. Dimry	1	1	2	0	0	0	0-0	0-0
G. Kragen	6	0	6	2	0	0	0-0	1-0	B. Sochia	1	1	2	0	0	0	0-0	0-0
K. Mecklenburg	6	0	6	0	0	0	0-0	0-0	A. Montgomery	1	0	1	0	0	0	0-0	0-0
S. Atwater	4	2	6	1	0	0	0-0	0-0	R. Robbins	1	0	1	0	0	0	0-0	0-0
W. Powers	4	2	6	0	0	0	0-0	0-0	M. Croel	1	0	1	0	0	0	0-0	0-0
D. Smith	4	0	4	0	0	0	0-0	0-0	W. Henderson	0	0	0	1	0	0	0-0	0-0
R. Holmes	3	0	3	0	0	0	0-0	0-0	Team Totals	45	9	54	4	0	0	1-8	2-5

FINAL INDIVIDUAL STATISTICS

Denver Broncos										Buffalo Bills											
RUSHING	ATT	YDS	AVG	LG	TD	TKD/				RUSHING	ATT	YDS	AVG	LG	TD	TKD/					
G. Green	19	53	2.8	18	0					T. Thomas	25	72	2.8	9	0						
G. Kubiak	3	22	7.3	11	1					A. Reed	1	16	16.0	16	0						
J. Elway	4	10	2.5	7	0					J. Kelly	2	9	4.5	10	0						
S. Sewell	4	3	0.8	6	0					K. Davis	6	7	1.2	4	0						
V. Johnson	2	-7	-3.5	-1	0																
Total	32	81	2.5	18	1					Total	35	104	3.0	16	0						
PASSING	ATT	CMP	YDS	TD	LG	IN	TKD/				PASSING	ATT	CMP	YDS	TD	LG	IN	TKD/			
J. Elway	21	11	121	3/24	0	26	1				J. Kelly	25	13	117	1/8	0	25	1			
G. Kubiak	12	11	136	1/10	0	24	0														
Total	33	22	257	4/34	0	26	1				Total	25	13	117	1/8	0	25	2			
RECEIVING	NO					YDS	LG	TD	RECEIVING					NO					YDS	LG	TD
V. Johnson	8					104	24	0	K. McKeller					3					39	25	0
S. Sewell	7					78	26	0	T. Thomas					3					15	8	0
S. Sharpe	3					40	15	0	A. Reed					2					19	10	0
M. Young	3					25	10	0	K. Davis					2					13	9	0
R. Nattiel	1					10	10	0	P. Metzelaars					1					14	14	0
									J. Lofton					1					11	11	0
									D. Beebe					1					6	6	0
Total	22					257	26	0	Total					13					117	25	0
INTERCEPTIONS	NO					YDS	LG	TD	INTERCEPTIONS					NO					YDS	LG	TD
G. Kragen	1					0	0	0	C. Bailey					1					11	11	1
T. Braxton	1					5	5	0													
Total	2					5	5	0	Total					1					11	11	1
PUNTING	NO	YDS	AVG	TB	IN20	LG	PUNTING					NO	YDS	AVG	TB	IN20	LG				
Horan	6	262	43.7	1	4	76	C. Mohr					8	304	38.0	1	0	49				
Total	6	262	43.7	1	4	76	Total					8	304	38.0	1	0	49				
PUNT RETURNS	NO	FC	YDS	LG	TD	PUNT RETURNS					NO	FC	YDS	LG	TD						
V. Johnson	3	3	36	13	0	C. Hicks					0	1	0	0	0						
(DOWNED)	1	0	0	0	0	(OUT OF BOUNDS)					1	0	0	0	0						
(TOUCHBACK)	1	0	0	0	0	(DOWNED)					3	0	0	0	0						
						(TOUCHBACK)					1	0	0	0	0						
Returns	3		36	13	0	Returns					0		0	0	0						
KICKOFF RETURNS	NO	FC	YDS	LG	TD	KICKOFF RETURNS					NO	FC	YDS	LG	TD						
A. Montgomery	2	0	34	18	0	A. Edwards					1	0	24	24	0						
D. Russell	1	0	15	15	0	Returns					1		24	24	0						
Returns	3		49	18	0	Total					1		24	24	0						
Denver Broncos FUMBLES	Fum	Own	Rec.	Yds	TD	FF	Opp. Rec.	Yds	TD	Out Bnds	Buffalo Bills FUMBLES	Fum	Own	Rec.	Yds	TD	FF	Opp. Rec.	Yds	TD	Out Bnds
J. Elway	1	1	-5	0	0	0	0	0	0	0	L. Smith	0	0	0	0	1	0	0	0	0	0
S. Sewell	2	1	0	0	0	0	0	0	0	0	K. Jackson	0	0	0	0	1	1	0	0	0	0
V. Johnson	1	0	0	0	0	0	0	0	0	0											
Da. Widell	0	1	0	0	0	0	0	0	0	0											
Total	4	3	-5	0	0	0	0	0	0	0	Total	0	0	0	0	2	1	0	0	0	0

Jan. 4, 1992 • Mile High Stadium • Denver

Weather: Sunny, 36°, Wind W 14 mph • Attendance: 75,301 • Time: 3:09

Denver started on its 20 and Elway plays later a fourth-and-five from the Houston 41. Elway threw a short pass to wide receiver Michael Young, who broke two tackles and was finally brought down on Houston's 15, a gain of 26 yards. Three plays later Lewis received the snap and ran for 10 yards and a first down. On the next play, the Oilers' defense stalled and Greg Montgomery punted to the Denver two. With 2:07 and no time outs remaining, Elway hit Young for a 22-yard gain on first down, but three plays later the Broncos had a fourth-and-six on the 28. Elway dropped back, then scrambled left upfield and ran out of bounds a yard past the first-down marker. Three straight incompletions again left Denver with a do-or-die fourth-down situation. Elway again dropped back and scrambled left, but as he headed upfield he tossed a pass to Johnson, who ran to the Houston 21 for a 44-yard gain, running back Steve Sewell ran for 10 yards on first down, and two plays later Treadwell came on for the winning kick.

OFFICIALS

Referee — Johnny Grier (23); **Umpire** — John Keck (67); **Line Judge** — Ron Blum (83); **Side Judge** — Don Carlson (39); **Head Linesman** — Dave Anderson (81); **Back Judge** — Roy Clymer (24); **Field Judge** — Ed Merrifield (76)

STARTING LINEUPS

Houston Oilers				Denver Broncos			
Offense		Defense		Offense		Defense	
WR	84 H. Jeffries	LE	95 W. Fuller	WR	83 M. Young	LDE	73 S. Fletcher
WR	85 D. Hill	LT	79 R. Childress	LT	82 J. Davidson	LD	71 G. Kragen
WR	86 D. Maggs	RT	97 L. Williams	G	83 S. Farrell	RDT	77 K. Mecklenburg
LG	63 M. Munchak	RE	96 S. Jones	C	79 D. Widell	RDE	51 M. Croel
C	74 B. Matthews	LLB	57 L. Lathon	RG	87 D. Widell	MLB	56 M. Brooks
RG	66 D. Dawson	MLB	54 A. Smith	RT	76 K. Lanier	LCB	34 T. Braxton
RT	73 D. Williams	RCB	91 J. Meads	TE	88 C. Kay	RCB	29 C. Dimry
WR	81 E. Givins	LCLB	28 C. Dishman	WR	85 D. Russell	CB	21 L. King
WR	80 C. Duncan	RCB	23 R. Johnson	TE	7 J. Elway	S	48 R. Robbins
WR	82 W. Moon	SS	26 B. McDowell	RB	28 G. Green	SS	49 D. Smith
BB	44 I. White	SS	26 B. Orlando	RB	81 S. Sharpe	FS	27 S. Atwater

DENVER SUBSTITUTIONS: 2 M. Horan, 8 G. Kubiasi, 9 D. Treadwell, 22 A. Montgomery, 30 S. Sewell, 38 R. Rivers, 41 G. Lewis, 52 J. Mills, 54 K. Traylor, 59 T. Lucas, 60 N. Subis, 68 C. Ker, 70 B. Sochia, 72 K. Kartz, 74 H. Salem, 82 V. Johnson, 84 R. Nattiel, 86 B. Johnson, 89 R. Johnson, 90 R. Holmes, 94 K. Walker. **DID NOT PLAY:** 20 W. Henderson, 91 W. Powers. **INACTIVE:** 12 S. Moore, 26 B. Humphrey.

FIELD GOALS (made () & missed)

A. Del Greco		D. Treadwell				
33WR (25)		(49)	(28)			
		1	2	3	4	OT
VISITOR	Houston Oilers	14	7	0	3	—
HOME	Denver Broncos	6	7	3	10	—
						26

Team	Qtr	Elapsed Time	SCORING PLAY	SCORE	
				Visitor	Home
OILERS	1	1:46	H. Jeffries 15 yd. pass from W. Moon (A. Del Greco, kick) (4-70, 1:46)	7	0
OILERS	1	9:44	D. Hill 9 yd. pass from W. Moon (A. Del Greco, kick) (9-63, 5:39)	14	0
BRONCOS	1	13:43	V. Johnson 10 yd. pass from J. Elway (No goal, WL) (8-65, 3:58)	14	6
OILERS	2	4:05	C. Duncan 6 yd. pass from W. Moon (A. Del Greco, kick) (8-80, 5:22)	21	13
BRONCOS	2	14:21	G. Lewis 1 yd. run (D. Treadwell, kick) (12-88, 5:24)	21	16
BRONCOS	3	13:02	D. Treadwell 49 yd. Field Goal (9-49, 3:11)	24	16
OILERS	4	1:35	A. Del Greco 25 yd. Field Goal (7-57, 3:33)	24	16
BRONCOS	4	8:07	G. Lewis 1 yd. run (D. Treadwell, kick) (12-80, 6:32)	24	23
BRONCOS	4	14:44	D. Treadwell 28 yd. Field Goal (12-87, 1:51)	24	26

FINAL BRONCOS DEFENSIVE STATISTICS

(Based on unofficial press box totals)

[illegible]

FINAL INDIVIDUAL STATISTICS

[illegible]

FINAL TEAM STATISTICS

	VISITOR OILERS	HOME BRONCOS
TOTAL FIRST DOWNS	23	26
By Rushing	7	13
By Passing	14	12
By Penalty	2	1
THIRD DOWN EFFICIENCY	5-8-63%	5-11-45%
FOURTH DOWN EFFICIENCY	0-0-0%	3-3-100%
TOTAL NET YARDS	422	418
Total Offensive Plays (inc. times thrown passing)	55	85
Average gain per offensive play	7.7	6.4
NET YARDS RUSHING	97	151
Total Rushing Plays	19	31
Average gain per rushing play	5.1	4.9
NET YARDS PASSING	325	267
Times thrown - yards lost attempting to pass	0-0	0-0
Gross yards passing	325	267
PASS ATTEMPTS-COMPLETIONS-HAD INTERCEPTED	36-27-1	34-20-1
Average gain per pass play (inc. # thrown passing)	9.0	7.9
KICKOFFS Number-In End Zone-Touchbacks	5-1-1	5-0-0
PUNTS Number and Average	1-44	2-40.5
Had Blocked	0	0
FGs - PATs Had Blocked	0-0	0-0
TOTAL RETURN YARDAGE (Not Including Kickoffs)	25	0
No. and Yards Punt Returns	0-0	0-0
No. and Yards Kickoff Returns	6-82	4-88
No. and Yards Interception Returns	1-25	1-0
PENALTIES Number and Yards	13-85	6-70
FUMBLES Number and Lost	0-0	3-0
TOUCHDOWNS		
Rushing	3	3
Passing	0	2
Returns	3	1
	0	0
EXTRA POINTS Made-Attempts	3-3	2-3
FIELD GOALS Made-Attempts	1-2	2-2
SAFETIES	0	0
FINAL SCORE	24	26
TIME OF POSSESSION	30:26	29:36

SUPER BOWL XXIV

SAN FRANCISCO 55, DENVER 10

Jan. 28, 1990 • Louisiana Superdome • New Orleans, La.

Weather: Indoors • Attendance: 72,919 • Time: 3:21

The San Francisco Forty-Niners captured their fourth World Championship with a 55-10 victory over Denver in Super Bowl XXIV, played in the Louisiana Superdome. San Francisco quarterback Joe Montana completed 22 of 29 passes for 297 yards and five touchdowns — three to wide receiver Jerry Rice.

The Forty-Niners scored two touchdowns in every quarter and outgained the Broncos 461 yards to 167. After stopping Denver on the game's initial possession, San Francisco drove 66 yards in 10 plays, scoring on a 20-yard pass from Montana to Rice. The Broncos' next possession covered 49 yards in 10 plays and resulted in a 42-yard field goal by David Treadwell.

After limiting the Niners to four yards on their next drive, Denver took possession on its own 49, but on first down running back Bobby Humphrey fumbled and defensive end Kevin Fagan recovered for San Francisco on the Niners' 46. That turnover led to a 7-yard touchdown pass from Montana to tight end Brent Jones, and after a failed extra point attempt, San Francisco led 13-3 with 3 seconds left in the first quarter.

The Broncos failed to cross mid-field in the second period while the Niners scored on a one-yard run by running back Tom Rathman and a 38-yard pass from Montana to Rice. San Francisco was unable to move the ball on the initial drive of the second half, but Elway was intercepted on the first play of Denver's next drive and the Niners took possession on the Broncos' 28. On first down Montana threw a touchdown pass to Rice to put his team up 34-3. The next Denver drive also ended with an interception, leading to a 35-yard scoring pass from Montana to wide receiver John Taylor. The Broncos, spurred by a 34-yard run by Humphrey, moved 61 yards in 5 plays and a penalty to score on a 3-yard run by Elway. San Francisco roared back with an 11-play, 75-yard drive that ended with a 3-yard touchdown run by Rathman. Following another Bronco fumble, running back Roger Craig plowed 1 yard into the end zone to round out the scoring.

OFFICIALS

Referee — Dick Jorgensen (60); Umpire — Hendi Ancich (115); Line Judge — Ron Blum (83); Side Judge — Gerry Austin (34); Head Linesman — Earnie Frantz (111); Back Judge — Al Jury (106); Field Judge — Don Orr (77)

STARTING LINEUPS

San Francisco 49ers				Denver Broncos			
Offense		Defense		Offense		Defense	
WR 82	J. Taylor	LE 78	P. Holt	WR 82	V. Johnson	LE 92	A. Carreker
LT 77	W. Paris	NT 95	M. Carter	LT 60	G. Perry	NT 71	G. Kragen
LG 62	G. McIntyre	RE 75	K. Fagan	LG 66	J. Juriga	RE 90	R. Holmes
C 61	J. Sapola	LOLB 94	C. Haley	C 72	K. Kartz	LOLB 56	M. Brooks
RG 69	B. Collie	LILB 54	M. Millen	RG 67	D. Widell	LILB 55	R. Dennison
RT 79	H. Barton	RILB 99	M. Walter	RT 76	K. Lanier	RILB 77	K. Mecklenburg
TE 84	B. Jones	ROLB 58	K. Turner	TE 89	O. Mobley	ROLB 73	S. Fletcher
WR 80	J. Rice	LCB 26	D. Pollard	WR 80	M. Jackson	LCB 34	T. Braxton
QB 16	J. Montana	RCB 29	D. Griffin	QB 7	J. Elway	RCB 24	W. Henderson
RB 33	R. Craig	SS 31	C. Brooks	RB 30	S. Sewell	SS 49	D. Smith
RB 44	T. Rathman	FS 42	R. Lott	RB 26	B. Humphrey	FS 27	S. Atwater

DENVER SUBSTITUTIONS: 2 M. Horan, 8 G. Kubiak, 9 D. Treadwell, 23 S. Winder, 25 K. Corrington, 32 M. Bratton, 35 K. Bell, 36 M. Haynes, 48 R. Robbins, 51 M. Munford, 54 K. Bishop, 58 S. Curtis, 59 T. Lucas, 61 A. Townsend, 65 M. Smith, 68 B. Henke, 83 M. Young, 84 R. Nattiel, 86 P. Green, 88 C. Kay, 91 W. Powers, 97 B. Klosterman. **INACTIVE:** 40 J. Alexander, 57 M. Ruether.

FIELD GOALS (made () & missed)

		D. Treadwell (42)					
		1	2	3	4	OT	TOTAL
VISITOR	San Francisco 49ers	13	14	14	14	—	55
HOME	Denver Broncos	3	0	7	0	—	10

		SCORE	
		Visitor	Home
Team	Qtr Elapsed Time	SCORING PLAY	
NINERS	1 4:54	J. Rice 20 yd. pass from J. Montana (M. Cofer, kick) (10-66, 3:59)	7 0
BRONCOS	1 8:13	D. Treadwell 42 yd. Field Goal (10-49, 3:19)	7 3
NINERS	1 14:57	B. Jones 7 yd. pass from J. Montana (No good, WR) (10-54, 5:15)	13 3
NINERS	2 7:45	T. Rathman 1 yd. run (M. Cofer, kick) (14-69, 7:07)	20 3
NINERS	2 14:26	J. Rice 38 yd. pass from J. Montana (M. Cofer, kick) (5-59, 1:04)	27 3
NINERS	3 2:12	J. Rice 35 yd. pass from J. Montana (M. Cofer, kick) (1-28, 0:06)	34 3
NINERS	3 5:16	J. Taylor 35 yd. pass from J. Montana (M. Cofer, kick) (2-37, 0:48)	41 3
BRONCOS	3 8:07	J. Elway 3 yd. run (D. Treadwell, kick) (5-61, 2:51)	41 10
NINERS	4 0:03	T. Rathman 3 yd. run (M. Cofer, kick) (11-75, 6:56)	48 10
NINERS	4 1:13	R. Craig 1 yd. run (M. Cofer, kick) (1-1, 0:04)	55 10

FINAL BRONCOS DEFENSIVE STATISTICS

(Based on unofficial press box totals)

Player	UT	A	TT	PD	FR	FF	S-Yds	I-Yds	Player	UT	A	TT	PD	FR	FF	S-Yds	I-Yds
T. Braxton	8	0	8	2	0	0	1-0	0-0	M. Brooks	3	0	3	0	0	0	0-0	0-0
S. Atwater	4	4	8	0	0	0	0-0	0-0	A. Carreker	2	1	3	0	0	0	0-0	0-0
M. Munford	5	1	6	0	0	0	0-0	0-0	A. Townsend	2	1	3	0	0	0	0-0	0-0
W. Henderson	5	0	5	1	0	0	0-0	0-0	D. Carrington	2	0	2	0	0	0	0-0	0-0
R. Dennison	5	0	5	0	0	0	0-0	0-0	W. Powers	2	0	2	0	0	0	0-0	0-0
S. Fletcher	5	0	5	0	0	0	0-0	0-0	T. Lucas	1	1	2	0	0	0	0-0	0-0
S. Curtis	4	1	5	0	0	0	0-0	0-0	K. Corrington	1	0	1	0	0	0	0-0	0-0
G. Kragen	4	0	4	0	0	0	0-0	0-0	K. Mecklenburg	1	0	1	0	0	0	0-0	0-0
R. Holmes	3	1	4	0	0	0	0-0	0-0	Team Totals	58	13	71	3	0	0	1-0	0-0
D. Smith	1	3	4	0	0	0	0-0	0-0									

FINAL INDIVIDUAL STATISTICS

San Francisco Forty Niners										Denver Broncos																							
RUSHING	ATT	YDS	AVG	LG	TD					RUSHING	ATT	YDS	AVG	LG	TD																		
R. Craig	20	69	3.5	18	1					B. Humphrey	12	61	5.1	34	0																		
T. Rathman	11	38	3.5	18	2					J. Elway	4	8	2.0	31	1																		
J. Montana	2	15	7.5	10	0					S. Winder	1	-5	-5.0	-5	0																		
T. Flagler	6	14	2.3	10	0																												
S. Young	4	6	1.5	11	0																												
H. Sydney	1	2	2.0	2	0																												
Total	44	144	3.3	18	3					Total	17	64	3.8	34	1																		
PASSING	ATT	CMP	YDS	TD	LG	IN				PASSING	ATT	CMP	YDS	TD	LG	IN																	
J. Montana	29	22	297	1/0	5	381	0				J. Elway	26	10	108	4/30	0	27	2															
S. Young	3	2	20	0/0	0	13	0				G. Kubiak	3	1	28	2/3	0	28	0															
Total	32	24	317	1/0	5	381	0				Total	29	11	136	6/33	1	44	1															
RECEIVING	NO		YDS	LG	TD					RECEIVING	NO		YDS	LG	TD																		
J. Rice	7		148	381	3					B. Humphrey	3		38	27	0																		
R. Craig	5		34	12	0					S. Sewell	2		22	12	0																		
T. Rathman	4		43	18	0					V. Johnson	2		21	13	0																		
J. Taylor	3		49	351	1					R. Nattiel	1		28	28	0																		
M. Sherrard	1		13	13	0					M. Bratton	1		14	14	0																		
W. Walls	1		9	9	0					S. Winder	1		7	7	0																		
B. Jones	1		7	71	1					C. Kay	1		6	6	0																		
H. Sydney	1		7	7	0																												
J. Williams	1		7	7	0																												
Total	24		317	381	5					Total	11		136	28	0																		
INTERCEPTIONS	NO		YDS	LG	TD					INTERCEPTIONS	NO		YDS	LG	TD																		
M. Walter	1		4	4	0																												
C. Brooks	1		38	38	0																												
Total	2		42	38	0					Total	0		0	0	0																		
PUNTING	NO	YDS	AVG	TB	IN20	LG				PUNTING	NO	YDS	AVG	TB	IN20	LG																	
B. Helton	4	158	39.5	0	2	47				M. Horan	6	231	38.5	0	0	4																	
Total	4	158	39.5	0	2	47				Total	6	231	38.5	0	0	4																	
PUNT RETURNS	NO	FC	YDS	LG	TD					PUNT RETURNS	NO	FC	YDS	LG	TD																		
J. Taylor	3	2	38	17	0					V. Johnson	2	1	11	7	0																		
(OUT OF BOUNDS)	1	0	0	0	0					(DOWNED)	1	0	0	0	0																		
Returns	3		38	17	0					Returns	2		11	7	0																		
KICKOFF RETURNS	NO	FC	YDS	LG	TD					KICKOFF RETURNS	NO	FC	YDS	LG	TD																		
T. Flagler	3		49	22	0					D. Carrington	6		146	39	0																		
Returns	3		49	22	0					K. Bell	2		41	24	0																		
										M. Bratton	1		9	9	0																		
										Returns	9		196	39	0																		
S.F. 49ers FUMBLES	Fum	Own	Rec.	Yds	TD	FF	Opp.	Rec.	Yds	TD	Out										Denver Broncos FUMBLES	Fum	Own	Rec.	Yds	TD	FF	Opp.	Rec.	Yds	TD	Out	
K. Fagan	0	0	0	0	0	1	0	0	0	0	0										B. Humphrey	1	0	0	0	0	0	0	0	0	0	0	0
C. Brooks	0	0	0	0	0	0	1	0	0	0	0										J. Elway	2	1	-1	0	0	0	0	0	0	0	0	0
D. Griffin	0	0	0	0	0	1	0	0	0	0	0																						
D. Stubbs	0	0	0	0	0	1	15	0	0	0	0																						
Total	0	0	0	0	0	2	2	15	0	0											Total	3	1	-1	0	0	0	0	0	0	0	0	

1989 AFC CHAMPIONSHIP GAME

DENVER 37, CLEVELAND 21

Jan. 14, 1990 • Mile High Stadium • Denver

Weather: Sunny, 53°, Wind W 10 mph • Attendance: 76,005 • Time: 3:28

The Denver Broncos won their third American Football Conference Championship in four years with a dynamic 37-21 victory over Cleveland before 76,005 fans in Mile High Stadium. Broncos quarterback John Elway threw for 385 yards and three touchdowns, running back Sammy Winder tied a Denver postseason record with two touchdowns, and strong safety Dennis Smith nabbed two of the Broncos' three interceptions. Denver had 497 yards of total offense to the Browns' 256 and had a time possession of 36:53.

The Broncos took the opening kickoff and drove to the Cleveland 1, but on third down, Elway's pitch to running back Bobby Humphrey was fumbled and the Browns' Andrew Stewart recovered on the 8. With 5 minutes left in the first quarter, Smith picked off a Bernie Kosar pass and returned it to the Cleveland 32. Denver moved to the Cleveland 12 but had to settle for a 29-yard field goal by David Treadwell.

Neither team mounted scoring drives until the Broncos took possession on their own 18 with 6:54 left in the half. On first down Elway hit wide receiver Mark Jackson for 12 yards, and three plays later he connected with wide receiver Michael Young for a 70-yard touchdown play. The Browns took the opening kickoff of the second half and drove 70 yards in 6 plays, scoring a 27-yard pass from Kosar to Brian Brennan. Denver roared right back on its next possession, going 80 yards in 6 plays and scoring on a 5-yard pass from Elway to tight end Orson Mobley. The key play on that drive was a 53-yard pass from Elway to Young. Cleveland was unable to move the ball and punted back to Denver. The Broncos moved from their own 40, and buoyed by a 25-yard run by Elway, covered 60 yards in 6 plays and scored on a 7-yard run by Winder, making the score 24-7.

The Browns needed just 6 plays to go 72 yards and score on a 10-yard Kosar-to-Brennan pass, and two plays into Denver's next drive, Cleveland's Felix Wright recovered a Denver fumble and returned it to the Bronco 1. On second down Tim Manoa barreled over from the 2, cutting Denver's lead to 24-21 with one second left in the third quarter. The Broncos shut out the Browns in the final quarter while posting 13 points. Their initial drive of the quarter covered 80 yards in 6 plays and ended with a 39-yard touchdown pass from Elway to Winder. Denver's Kip Corrington intercepted Kosar to set the Broncos up on the Cleveland 39. Denver got as far as the Browns' 17 but had to settle for a 34-yard Treadwell field goal. Smith grabbed his second interception to end the Browns' next drive, leading to a 31-yard field goal.

OFFICIALS

Referee — Dick Hantak (105); Umpire — Art Demmas (78); Line Judge — Bill Reynolds (53); Side Judge — Nate Jones (97); Head Linesman — Dale Williams (8); Back Judge — Paul Baetz (22); Field Judge — Jack Vaughan (93)

STARTING LINEUPS

Cleveland Browns				Denver Broncos			
Offense		Defense		Offense		Defense	
WR 84 W. Slaughter	LDE 60 A. Baker	WR 82 V. Johnson	LE 92 A. Carreker	WR 82 V. Johnson	LE 92 A. Carreker	WR 82 V. Johnson	LE 92 A. Carreker
LT 74 P. Farren	LDT 78 C. Hairston	LT 60 G. Perry	NT 71 G. Kragen	LT 60 G. Perry	NT 71 G. Kragen	LT 60 G. Perry	NT 71 G. Kragen
LG 68 T. Banker	RDT 92 M. Perry	LG 66 J. Juriga	RE 90 R. Holmes	LG 66 J. Juriga	RE 90 R. Holmes	LG 66 J. Juriga	RE 90 R. Holmes
C 73 G. Rakoczy	RDE 97 R. Banks	C 72 K. Kartz	LOLB 56 M. Brooks	C 72 K. Kartz	LOLB 56 M. Brooks	C 72 K. Kartz	LOLB 56 M. Brooks
RG 66 T. Jones	LLB 57 C. Matthews	RG 67 D. Widell	LILB 55 R. Dannison	RG 67 D. Widell	LILB 55 R. Dannison	RG 67 D. Widell	LILB 55 R. Dannison
RT 63 C. Flisen	MLB 59 M. Johnson	RT 76 K. Lanier	RILB 77 K. Mecklenburg	RT 76 K. Lanier	RILB 77 K. Mecklenburg	RT 76 K. Lanier	RILB 77 K. Mecklenburg
TE 82 O. Newsome	RLB 56 D. Grayson	TE 87 Pat Kelly	ROLB 73 S. Fletcher	TE 87 Pat Kelly	ROLB 73 S. Fletcher	TE 87 Pat Kelly	ROLB 73 S. Fletcher
WR 88 R. Langhorne	LCB 31 F. Minnifield	WR 80 M. Jackson	LCB 34 T. Braxton	WR 80 M. Jackson	LCB 34 T. Braxton	WR 80 M. Jackson	LCB 34 T. Braxton
QB 19 B. Kosar	RCB 29 H. Dixon	QB 7 J. Elway	RCB 24 W. Henderson	QB 7 J. Elway	RCB 24 W. Henderson	QB 7 J. Elway	RCB 24 W. Henderson
RB 21 E. Metcalf	SS 22 F. Wright	FB 32 M. Bratton	SS 49 D. Smith	FB 32 M. Bratton	SS 49 D. Smith	FB 32 M. Bratton	SS 49 D. Smith
FB 34 K. Mack	FS 30 T. Gash	FB 26 B. Humphrey	SS 27 S. Atwater	FB 26 B. Humphrey	SS 27 S. Atwater	FB 26 B. Humphrey	SS 27 S. Atwater

DENVER SUBSTITUTIONS: 2 M. Horan, 8 G. Kubiak, 9 D. Treadwell, 23 S. Winder, 25 K. Corrington, 29 D. Carrington, 30 S. Sewell, 35 K. Bell, 36 M. Haynes, 48 R. Robbins, 51 M. Munford, 54 K. Bishop, 56 S. Curtis, 59 T. Lucas, 61 A. Townsend, 65 M. Smith, 68 B. Henke, 83 M. Young, 84 R. Nattiel, 88 C. Kay, 89 O. Mobley, 91 W. Powers, 97 B. Kiosterman. INACTIVE: 40 J. Alexander, 57 M. Ruether.

FIELD GOALS (made () & missed)

	D. Treadwell (29)	54B (34)	(31)	OT	TOTAL
VISITOR	1	2	3	4	21
HOME	0	0	21	0	37
	3	7	14	13	37

Team	Qtr	Elapsed Time	SCORING PLAY	Score Visitor Home
BRONCOS	1	12:59	D. Treadwell 29 yd. Field Goal (5-20, 2:46)	0 3
BRONCOS	2	9:03	M. Young 70 yd. pass from J. Elway (D. Treadwell, kick) (4-82, 0:57)	0 10
BROWNS	3	3:19	B. Brennan 27 yd. pass from B. Kosar (M. Bahr, kick) (8-70, 3:19)	7 10
BRONCOS	3	7:00	O. Mobley 5 yd. pass from J. Elway (D. Treadwell, kick) (8-80, 3:41)	7 17
BRONCOS	3	10:41	S. Winder 7 yd. run (D. Treadwell, kick) (6-60, 2:41)	7 24
BROWNS	3	12:48	B. Brennan 10 yd. pass from B. Kosar (M. Bahr, kick) (6-72, 2:07)	14 24
BRONCOS	3	14:59	T. Manoa 2 yd. run (M. Bahr, kick) (2-1, 1:12)	21 24
BRONCOS	4	2:25	S. Winder 39 yd. pass from J. Elway (D. Treadwell, kick) (8-80, 2:26)	21 31
BRONCOS	4	6:38	D. Treadwell 34 yd. Field Goal (7-22, 3:48)	21 34
BRONCOS	4	13:00	D. Treadwell 31 yd. Field Goal (10-34, 6:50)	21 37

FINAL BRONCOS DEFENSIVE STATISTICS

(Based on unofficial press box totals)

Player	UT	A	TT	PD	FR	FF	S-Yds	I-Yds	Player	UT	A	TT	PD	FR	FF	S-Yds	I-Yds
T. Braxton	6	1	7	2	0	0	0-0	0-0	M. Brooks	1	0	1	0	0	0	0-0	0-0
S. Fletcher	5	2	7	1	0	0	2-3	0-0	R. Holmes	1	0	1	0	0	0	0-0	0-0
K. Mecklenburg	3	1	4	0	0	0	0-0	0-0	M. Haynes	1	0	1	0	0	0	0-0	0-0
W. Henderson	3	0	3	0	0	0	0-0	0-0	K. Corrington	0	1	1	0	0	0	0-0	1-1
D. Smith	3	0	3	0	0	0	0-0	2-13	D. Carrington	0	0	0	0	0	0	0-0	0-0
S. Atwater	2	1	3	0	0	0	0-0	0-0	S. Curtis	0	0	0	0	0	0	0-0	0-0
A. Townsend	2	1	3	0	0	0	1-10	0-0	R. Dannison	0	0	0	0	0	0	0-0	0-0
G. Kragen	2	0	2	0	0	0	0-0	0-0	B. Henke	0	0	0	0	0	0	0-0	0-0
R. Robbins	2	0	2	0	0	0	0-0	0-0	B. Kiosterman	0	0	0	0	0	0	0-0	0-0
M. Munford	2	0	2	0	0	0	0-0	0-0	T. Lucas	0	0	0	0	0	0	0-0	0-0
A. Carreker	2	0	2	1	0	0	1-7	0-0	Team Totals	35	7	42	6	0	1	4-20	3-13

FINAL INDIVIDUAL STATISTICS

Cleveland Browns										Denver Broncos											
RUSHING	ATT	YDS	AVG	LG	TD					RUSHING	ATT	YDS	AVG	LG	TD						
K. Mack	6	36	6.0	19	0					J. Elway	5	39	7.8	25	0						
B. Kosar	2	22	11.0	16	0					S. Winder	21	37	1.8	9	1						
T. Manoa	2	5	2.5	3	1					B. Humphrey	8	23	2.9	9	0						
E. Metcalf	3	4	1.3	2	0					S. Sewell	4	17	4.3	12	0						
R. Langhorne	1	-1	-1.0	-1	0					M. Bratton	1	4	4.0	4	0						
Total	14	66	4.7	19	1					Total	39	120	3.1	25	1						
PASSING	ATT	CMP	YDS	TD	LG	IN				PASSING	ATT	CMP	YDS	TD	LG	IN					
B. Kosar	44	19	210	4/20	2	27	3				J. Elway	36	20	385	1/8	3	70	0			
Total	44	19	210	4/20	2	27	3				Total	36	20	385	1/8	3	70	0			
RECEIVING	NO		YDS	LG	TD					RECEIVING	NO		YDS	LG	TD						
R. Langhorne	5		78	27	0					V. Johnson	7		91	23	0						
B. Brennan	5		58	27	2					S. Sewell	3		55	43	0						
W. Slaughter	3		36	16	0					M. Young	2		123	70	1						
K. Mack	2		8	5	0					S. Winder	2		39	39	1						
E. Metcalf	1		7	4	0					M. Jackson	2		25	13	0						
L. Tilman	1		15	15	0					O. Mobley	2		22	17	1						
T. Manoa	1		8	8	0					B. Humphrey	1		23	23	0						
										M. Bratton	1		7	7	0						
Total	19		210	27	2					Total	20		385	70	3						
INTERCEPTIONS	NO		YDS	LG	TD					INTERCEPTIONS	NO		YDS	LG	TD						
										D. Smith	2		13	9	0						
Total	0		0	0	0					K. Corrington	1		1	1	0						
										Total	3		14	10	0						
PUNTING	NO	YDS	AVG	TB	IN20	LG				PUNTING	NO	YDS	AVG	TB	IN20	LG					
B. Wagner	8	338	42.3	1	1	52				M. Horan	5	232	46.4	2	1	61					
Total	8	338	42.3	1	1	52				Total	5	232	46.4	2	1	61					
PUNT RETURNS	NO		FC	YDS	LG	TD				PUNT RETURNS	NO		FC	YDS	LG	TD					
G. McNeil	1		1	7	7	0				V. Johnson	4		0	36	11	0					
Returns	1		1	7	7	0				Returns	4		0	36	11	0					
KICKOFF RETURNS	NO		FC	YDS	LG	TD				KICKOFF RETURNS	NO		FC	YDS	LG	TD					
E. Metcalf	6		118	28	0				K. Jones	1		12	12	0							
K. Jones	1		12	12	0				Returns	0		0	0	0	0						
Returns	7		130	28	0																
Cleveland Browns	Own	Opp.		Out						Denver Broncos	Own	Opp.		Out							
FUMBLES	Fum	Rec.	Yds	TD	FF	Rec.	Yds	TD	Bnds	FUMBLES	Fum	Rec.	Yds	TD	FF	Rec.	Yds	TD	Bnds		
A. Stewart	0	0	0	0	0	1	0	0	0	J. Elway	1	0	-6	0	0	0	0	0	0		
K. Mack	2	1	0	0	0	0	0	0	0	M. Bratton	1	0	0	0	0	0	0	0	0		
B. Kosar	1	2	0	0	0	0	0	0	0												
F. Wright	0	0	0	0	0	1	27	0	0												
Total	3	3	0	0	0	2	27	0	0	Total	2	0	-6	0	0	0	0	0	0		

1989 AFC DIVISIONAL PLAYOFF GAME

DENVER 24, PITTSBURGH 23

Jan. 7, 1990 • Mile High Stadium • Denver

Weather: Sunny, 55°, Wind W 6 mph • Attendance: 75,868 • Time: 2:57

The Denver Broncos advanced to their third AFC Championship Game in four years with a come-from-behind 24-23 victory over the Steelers before 75,868 in Mile High Stadium. Although Pittsburgh held the upper hand in total yards (404 to 364) and time of possession (34:14 to 25:46) Denver was able to mount a late fourth quarter drive and score the winning touchdown with just 2:27 remaining.

The Steelers took the opening kickoff return and drove 65 yards in 13 plays, scoring on a 32-yard Gary Anderson field goal. Late in the opening quarter Pittsburgh took possession at its own 7-yard line, but after a 45-yard run by Merrill Hoge and a 33-yard Bubby Brister to Tim Worley pass play, Pittsburgh was knocking on the door and scored three plays later on a 7-yard run by Hoge to put Pittsburgh up 10-0.

The Broncos took their first possession of the second quarter and drove 75 yards in 12 plays to score on a 1-yard plunge by running back Mel Bratton on third-and-goal. The Steelers roared back, traveling 77 yards in 12 plays to score on a 9-yard pass from Brister to wide receiver Louis Lipps. The Broncos got the ball back on their own 33 with 20 seconds left in the half. On first down, quarterback John Elway and wide receiver Mark Jackson combined for 26 yards, and then Elway fired a 15-yard pass to wide receiver Ricky Nattiel, putting Denver at the Pittsburgh 26 with 2 seconds left. David Treadwell kicked a 43-yard field goal to pull Denver within 17-10 at the half.

Early in the third quarter, Denver NT Greg Kragen forced a Tim Worley fumble and CB Tyrone Braxton recovered for the Broncos on the Steeler 37. On first down Elway hit wide receiver Vance Johnson for a touchdown, tying the score at 17. Pittsburgh's next two possessions ended in Anderson field goals and the Steelers held a 23-17 lead in the early stages of the fourth quarter. After an exchange of punts the Broncos took possession on their own 29 with 7:06 left in the game. After a first down penalty, making it first-and-19 from the 20, Elway hit Jackson for 18 yards. Elway then handed off to running back Bobby Humphrey, who pitched the ball back to Elway, and he threw a 36-yard strike to Johnson, giving Denver a first down on the Steeler 26. Humphrey ran on the next four plays, gaining 24 yards and taking the ball to the 2. On third-and-goal from the 1, Bratton scored again and Treadwell's extra point gave Denver its first lead of the game with 2:27 left. Pittsburgh got the ball on its own 20, but on third down Brister's signals were drowned out by the crowd and he mishandled the snap. Randy Robbins recovered for Denver on the Pittsburgh 18 and the Broncos were able to run out the clock.

OFFICIALS

Referee — Gene Barth (14); Umpire — Dave Hamilton (42); Line Judge — Ron Blum (83); Side Judge — Gene Austin (34); Head Linesman — Ron Phares (10); Back Judge — Louis Richard (68); Field Judge — Bobby Skelton (73)

STARTING LINEUPS

Pittsburgh Steelers					Denver Broncos				
Offense					Offense				
WR 87	W. Thompson	LE 93	K. Willis	WR 82	V. Johnson	LE 92	A. Carreker		
LT 65	J. Jackson	NT 98	G. Williams	LT 60	G. Perry	NT 71	G. Kragen		
LG 79	J. Reinstra	RE 78	T. Johnson	LG 66	J. Juriga	RE 90	R. Holmes		
C 63	D. Dawson	LOLB 53	B. Hinkle	C 72	K. Karlz	LOLB 56	M. Brooks		
RG 74	T. Long	LILB 50	D. Little	RG 67	D. Widell	LILB 51	M. Munford		
RT 62	T. Ilkin	RILB 54	H. Nickerson	RT 78	K. Lanier	RILB 77	K. Mecklenburg		
TE 84	M. Mularkey	ROLB 95	G. Lloyd	TE 89	O. Mobley	ROLB 73	S. Fletcher		
WR 83	L. Lipps	LCB 49	D. Woodruff	WR 80	M. Jackson	LCB 34	T. Braxton		
QB 6	B. Brister	RCB 26	R. Woodson	QB 7	J. Elway	RCB 24	W. Henderson		
FB 33	M. Hoge	SS 37	C. Lake	FB 32	M. Bratton	SS 49	D. Smith		
RB 38	T. Worley	FS 27	T. Everett	RB 26	B. Humphrey	FS 27	S. Atwater		

DENVER SUBSTITUTIONS: 2 M. Horan, 8 G. Kubiak, 9 D. Treadwell, 23 S. Winder, 25 K. Corrington, 29 D. Carrington, 30 S. Sewell, 35 K. Bell, 36 M. Haynes, 48 R. Robbins, 54 K. Bishop, 55 R. Dennison, 58 S. Curtis, 59 T. Lucas, 61 A. Townsend, 65 M. Smith, 68 B. Henke, 83 M. Young, 84 R. Nattiel, 87 P. Kelly, 88 C. Kay, 91 W. Powers, 97 B. Klosterman. **INACTIVE:** 40 J. Alexander, 57 M. Ruether.

FIELD GOALS (made () & missed)

G. Anderson	(32)	(35)	(32)	D. Treadwell (43)				
VISITOR	Pittsburgh Steelers	1	2	3	4	OT	TOTAL	
HOME	Denver Broncos	3	14	3	3	—	23	
		0	10	7	7	—	24	

Team	Qtr	Elapsed Time	SCORING PLAY	SCORE Visitor	Home
STEELERS	1	7:47	G. Anderson 32 yd. Field Goal (13-65, 7:47)	3	0
STEELERS	2	1:38	M. Hoge 7 yd. run (G. Anderson, kick) (5-93, 2:27)	10	0
BRONCOS	2	8:38	M. Bratton 1 yd. run (D. Treadwell, kick) (12-75, 7:00)	10	7
STEELERS	2	14:34	L. Lipps 9 yd. pass from B. Brister (G. Anderson, kick) (12-77, 5:56)	17	7
BRONCOS	2	15:00	D. Treadwell 43 yd. Field Goal (3-41, 0:26)	17	10
BRONCOS	3	1:58	V. Johnson 37 yd. pass from J. Elway (D. Treadwell, kick) (1-37, 0:07)	20	17
STEELERS	3	7:26	G. Anderson 35 yd. Field Goal (10-62, 5:28)	23	17
STEELERS	4	0:07	G. Anderson 32 yd. Field Goal (10-34, 5:54)	23	17
BRONCOS	4	12:33	M. Bratton 1 yd. run (D. Treadwell, kick) (9-71, 4:39)	23	24

FINAL BRONCOS DEFENSIVE STATISTICS

(Based on unofficial press box totals)

Player	UT	A	TT	PD	FR	FF	S-Yds	I-Yds	Player	UT	A	TT	PD	FR	FF	S-Yds	I-Yds
M. Brooks	6	3	9	0	0	0	0-0	0-0	M. Munford	1	1	2	0	0	0	0-0	0-0
G. Kragen	6	3	9	0	0	1	0-0	0-0	R. Robbins	1	0	1	0	1	0	0-0	0-0
S. Atwater	6	0	6	0	0	0	0-0	0-0	S. Fletcher	1	0	1	0	0	0	0-0	0-0
R. Holmes	5	0	5	0	0	0	0-0	0-0	D. Carrington	0	0	0	0	0	0	0-0	0-0
D. Smith	4	1	5	0	0	0	0-0	0-0	K. Corrington	0	0	0	0	0	0	0-0	0-0
K. Mecklenburg	4	0	4	0	0	0	0-0	0-0	T. Lucas	0	0	0	0	0	0	0-0	0-0
T. Braxton	3	0	3	0	1	0	0-0	0-0	B. Klosterman	0	0	0	0	0	0	0-0	0-0
R. Dennison	2	1	3	0	0	0	0-0	0-0	W. Powers	0	0	0	0	0	0	0-0	0-0
W. Henderson	2	0	2	0	0	0	0-0	0-0	Team Totals	45	9	54	1	2	1	0-0	0-0
A. Carreker	2	0	2	0	0	0	0-0	0-0									

FINAL INDIVIDUAL STATISTICS

Pittsburgh Steelers										Denver Broncos													
RUSHING		ATT	YDS	AVG	LG	TD					RUSHING		ATT	YDS	AVG	LG	TD						
M. Hoge		16	120	7.5	45	1					B. Humphrey		18	85	4.7	17	0						
T. Worley		13	50	3.8	19	0					J. Elway		7	44	6.3	32	0						
B. Brister		2	4	2.0	4	0					S. Sewell		1	6	6.0	6	0						
L. Lipps		1	1	1.0	1	0					M. Bratton		4	3	0.8	1	2						
											S. Winder		1	0	0.0	0	0						
Total		32	175	5.5	45	1					Total		31	138	4.5	32	2						
PASSING		ATT	CMP	YDS	TD	LG	IN	TKD/			PASSING		ATT	CMP	YDS	TD	LG	IN	TKD/				
B. Brister		29	19	229	0/0	1	33	0				J. Elway		20	12	239	1/13	1	51	1			
Total		29	19	229	0/0	1	33	0				Total		20	12	239	1/13	1	51	1			
RECEIVING		NO		YDS	LG	TD					RECEIVING		NO		YDS	LG	TD						
M. Hoge		8		60	19	0					M. Jackson		5		111	5	0						
L. Lipps		3		29	11	1					V. Johnson		3		85	37	1						
D. Stona		3		18	11	0					M. Young		2		22	12	0						
M. Mularkey		2		36	25	0					R. Nattiel		1		15	15	0						
T. Worley		1		33	33	0					B. Humphrey		1		6	6	0						
M. Stock		1		30	30	0																	
W. Thompson		1		23	23	0																	
Total		19		229	33	1					Total		12		239	51	1						
INTERCEPTIONS		NO		YDS	LG	TD					INTERCEPTIONS		NO		YDS	LG	TD						
T. Everett		1		26	26	0																	
Total		1		26	26	0					Total		0		0	0	0						
PUNTING		NO	YDS	AVG	TB	IN20	LG				PUNTING		NO	YDS	AVG	TB	IN20	LG					
H. Newsome		2	86	43.0	0	0	50				M. Horan		3	133	44.3	1	2	55					
											J. Elway		1	17	17.0	0	1	17					
Total		2	86	43.0	0	0	50				Total		4	150	37.5	1	3	55					
PUNT RETURNS		NO		FC	YDS	LG	TD				PUNT RETURNS		NO		FC	YDS	LG	TD					
R. Woodson		0		1	0	0	0				V. Johnson		1		1	6	6	0					
Returns		0		1	0	0	0				Returns		1		1	6	6	0					
KICKOFF RETURNS		NO		FC	YDS	LG	TD				KICKOFF RETURNS		NO		FC	YDS	LG	TD					
R. Woodson		2			33	19	0				K. Bell		2			62	31	0					
											D. Carrington		2			51	27	0					
											M. Bratton		1			6	6	0					
Returns		2			33	19	0				Returns		5			119	31	0					
Pittsburgh Steelers										Denver Broncos													
FUMBLES		Fum	Rec.	Yds	TD	FF	Opp. Rec.	Yds	TD	Out Bnds	FUMBLES		Fum	Rec.	Yds	TD	FF	Opp. Rec.	Yds	TD	Out Bnds		
T. Worley		1	0	0	0	0	0	0	0	0	T. Braxton		0	0	0	0	0	1	5	0	0		
B. Brister		1	0	-2	0	0	0	0	0	0	V. Johnson		1	1	0	0	0	0	0	0	0		
											R. Robbins		0	0	0	0	0	1	0	0	0		
Total		2	0	-2	0	0	0	0	0	0	Total		1	1	0	0	0	2	5	0	0		

WASHINGTON 42, DENVER 10

Weather: Mostly Cloudy, 61°, Wind SW 5 mph • **Attendance:** 73,302 • **Time:** 3:40

The Broncos could move only as far as the Redskins' 48-yard line in the second half, while Washington closed out the scoring late in the game on a 4-yard run by Smith.

Referee — Bob McElwee (95); **Umpire** — Al Conway (27); **Line Judge** — Jack Fette (39); **Side Judge** — Don Wedge (28);
Head Linesman — Dale Hamer (104); **Back Judge** — Al Jury (106); **Field Judge** — Johnny Grier (23)

Offense			Defense			Offense			Defense		
WR	87	G. Clark	LE	71	C. Mann	WR	80	M. Jackson	LE	61	A. Townsend
LT	86	J. Jacoby	LT	65	D. Butz	LT	70	D. Studdard	NT	71	G. Kragen
LG	83	R. McKenzie	RT	77	D. Grant	LG	54	K. Bishop	RE	75	R. Jones
C	53	J. Bostic	RE	72	D. Manley	C	62	M. Freeman	LOLB	73	S. Fletcher
RG	69	R. C. Theilemann	LLB	55	M. Kaufman	RG	79	S. Humphries	LILB	77	K. Mecklenburg
RT	73	M. May	MLB	52	N. Olkewicz	RT	76	K. Lanier	RILB	98	R. Hunley
TE	86	C. Didier	RLB	51	M. Coleman	TE	88	C. Kay	ROLB	50	J. Ryan
TE	85	D. Warren	LCB	28	D. Green	QB	7	J. Elway	LCB	36	M. Haynes
QB	17	D. Williams	RCB	23	T. Bowles	RB	23	S. Winder	RCB	45	S. Wilson
RB	38	T. Smith	SS	45	B. Wilburn	RB	33	G. Lang	SS	31	D. Smith
WR	83	R. Sanders	FS	40	A. Walton	WR	84	R. Nattiel	FS	22	T. Lilly

DENVER SUBSTITUTIONS: 2 M. Horan, 3 R. Karlis, 8 G. Kubiak, 24 T. Boddie, 27 K. Clark, 28 J. Castille, 30 S. Sewell, 34 T. Braxton, 35 K. Bell, 38 B. Plummer, 46 B. Micho, 48 R. Robbins, 55 B. Dlenister, 56 M. Brooks, 59 T. Lucas, 65 W. Bowyer, 72 K. Kartz, 81 S. Watson, 82 V. Johnson, 89 O. Mobley, 90 F. Gilbert, 97 R. Klosterman. **DID NOT PLAY:** 68 L. Lee, 65 W. Bowyer, 72 K. Kartz.

A. Haji-Sheikh		46 hit upright		R. Karlis		(24) 43WL			
		1	2	3	4	OT	TOTAL		
VISITOR	Washington Redskins	0	35	0	7	—	42		
HOME	Denver Broncos	10	0	0	0	—	10		

Team	Qtr	Elapsed Time	SCORING PLAY	SCORE	
				Visitor	Home
BRONCOS	1	1:57	R. Nattiel 56 yd. pass from J. Elway (R. Karlis, kick) (1-56, 0:08)	0	7
BRONCOS	1	5:51	R. Karlis 24 yd. Field Goal (7-61, 2:05)	0	10
REDSKINS	2	0:53	R. Sanders 80 yd. pass from D. Williams (A. Haji-Sheikh, kick) (1-80, 0:10)	7	10
REDSKINS	2	4:45	G. Clark 27 yd. pass from D. Williams (A. Haji-Sheikh, kick) (5-64, 2:44)	14	10
REDSKINS	2	8:33	T. Smith 58 yd. run (A. Haji-Sheikh, kick) (2-74, 0:51)	21	10
REDSKINS	2	11:18	R. Sanders 50 yd. pass from D. Williams (A. Haji-Sheikh, kick) (3-60, 0:52)	28	10
REDSKINS	2	13:56	C. Didier 8 yd. pass from D. Williams (A. Haji-Sheikh, kick) (7-79, 1:10)	35	10
REDSKINS	4	1:51	T. Smith 4 yd. run (A. Haji-Sheikh, kick) (4-68, 2:03)	42	10

Player	UT	A	TT	PD	FR	FF	S-Yds	I-Yds	Player	UT	A	TT	PD	FR	FF	S-Yds	I-Yds
O. Smith	2	0	0	0	0	0	0-0	0-0	J. Ryan	3	0	3	0	0	0	0-0	0-0
K. Macklenburg	7	0	7	0	0	0	1-8	0-0	A. Townsend	3	0	3	1	0	0	0-0	0-0
S. Fletcher	6	0	6	0	0	0	0-0	0-0	G. Krager	2	0	2	0	0	0	0-0	0-0
F. Gilbert	4	1	5	0	0	0	0-0	0-0	J. Castille	1	0	1	0	0	0	0-0	1-0
R. Jones	4	0	4	0	0	0	1-10	0-0	R. Dennison	1	0	1	0	0	0	0-0	0-0
T. Lilly	1	0	1	0	0	0	0-0	0-0	R. Hunsy	1	0	1	0	0	0	0-0	0-0
S. Wilson	4	0	4	0	0	0	0-0	0-0	R. Robbins	1	0	1	1	0	0	0-0	0-0
M. Haynes	3	0	3	0	0	0	0-0	0-0	Team Totals	45	9	54	1	2	1	0-0	0-0

Washington Redskins										Denver Broncos															
RUSHING		ATT	YDS	AVG	LG	TD					RUSHING		ATT	YDS	AVG	LG	TD								
T. Smith		22	204	9.3	58t	2					G. Lang		5	38	7.6	13	0								
K. Bryant		6	38	4.8	15	0					J. Elway		3	32	10.7	21	0								
G. Clark		1	25	25.0	25	0					S. Winder		8	30	3.8	13	0								
G. Rogers		5	17	3.4	5	0					S. Sewell		1	-3	-3.0	0	0								
K. Griffin		1	2	2.0	2	0																			
D. Williams		1	-2	-1.0	0	0																			
R. Sanders		1	-4	-4.0	-4	0																			
Total		40	280	7.0	58t	2					Total		17	97	5.7	21	0								
PASSING		ATT	CMP	YDS	TD	LG	IN					PASSING		ATT	CMP	YDS	TD	LG	IN						
D. Williams		29	18	340	1/10	4	80t	1					J. Elway		38	14	257	5/50	1	56t	3				
J. Schroeder		1	0	0	1/8	0	0	0					S. Sewell		1	1	23	0/0	0	23	0				
Total		30	18	340	2/18	4	80t	1					Total		39	115	280	5/50	1	56t	3				
RECEIVING				NO	YDS	LG	TD					RECEIVING				NO	YDS	LG	TD						
R. Sanders				9	193	80t	2					M. Jackson				4	76	32	0						
G. Clark				3	55	27t	1					S. Sewell				4	41	18	0						
D. Warren				2	15	9	0					R. Nattiel				2	69	56t	1						
A. Monk				1	40	40	0					C. Kay				2	38	27	0						
K. Bryant				1	20	20	0					S. Winder				1	26	26	0						
T. Smith				1	9	9	0					J. Elway				1	23	23	0						
C. Didier				1	8	8t	1					G. Lang				1	7	7	0						
Total				18	340	80t	4					Total				15	280	56t	1						
INTERCEPTIONS				NO	YDS	LG	TD					INTERCEPTIONS				NO	YDS	LG	TD						
B. Wilburn				2	11	11	0					J. Castille				1	0	0	0						
B. Davis				1	0	0	0																		
Total				3	11	11	0									1	0	0	0						
PUNTING		NO	YDS	AVG	TB	IN20	LG					PUNTING		NO	YDS	AVG	TB	IN20	LG						
S. Cox		4	150	37.5	0	0	42					M. Horan		7	253	36.1	1	1	43						
Total		4	150	37.5	0	0	42					Total		7	253	36.1	1	1	43						
PUNT RETURNS				NO	FC	YDS	LG	TD					PUNT RETURNS				NO	FC	YDS	LG	TD				
D. Green				1	1	0	0	0					K. Clark				2	0	18	9	0				
D. Yarber				0	1	0	0	0													</				

FINAL TEAM STATISTICS

	VISITOR REDSKINS	HOME BRONCOS
TOTAL FIRST DOWNS	25	18
By Rushing	13	6
By Passing	11	10
By Penalty	1	2
THIRD DOWN EFFICIENCY	9-15-60%	2-12-18%
FOURTH DOWN EFFICIENCY	0-0-0%	0-0-0%
TOTAL NET YARDS	602	327
Total Offensive Plays (inc. times thrown passing)	72	61
Average gain per offensive play	8.4	5.4
NET YARDS RUSHING	280	97
Total Rushing Plays	40	17
Average gain per rushing play	7.0	5.7
NET YARDS PASSING	322	230
Times thrown - yards lost attempting to pass	2-18	5-50
Gross yards passing	340	280
PASS ATTEMPTS-COMPLETIONS-HAD INTERCEPTED	30-18-1	39-15-3
Average gain per pass play (inc. # thrown passing)	10.1	5.2
PUNTS Number and Average	4-37.5	7-36.1
Had Blocked	0	0
FGs - PATs Had Blocked	0-0	0-0
TOTAL RETURN YARDAGE (Not Including Kickoffs)	11	18
No. and Yards Punt Returns	1-0	2-18
No. and Yards Kickoff Returns	3-46	5-88
No. and Yards Interception Returns	3-11	1-0
PENALTIES Number and Yards	6-65	5-26
FUMBLES Number and Lost	1-0	0-0
TOUCHDOWNS		
Rushing	6	1
Passing	2	0
Returns	4	1
	0	0
EXTRA POINTS Made-Attempts	6-6	1-1
FIELD GOALS Made-Attempts	0-1	1-2
SAFETIES	0	0
FINAL SCORE	42	10
TIME OF POSSESSION	35:15	24:45

Jan. 17, 1988 • Mile High Stadium • Denver

After a Bronco punt, Cleveland engineered another scoring drive, going 42 yards in 4 plays and scoring on a 4-yard run by Byner to narrow the Bronco lead to 28-24. Just before the end of the third period, Jeff Karlis capped off a Denver possession with a 38-yard field goal. The Browns, however, moved 86 yards in 9 plays to tie the score at 31-31 on a 4-yard pass from Kosar to Webster Slaughter. After an exchange of punts, Denver began a drive at their own 25 with 5:14 left in the game. A pair of 26-yard pass plays to Ricky Nattiel put Denver at the Cleveland 20, setting up a 23-yard Elway-Sammy Winder pass play for a touchdown to put the Broncos up 38-31 with just over 4 minutes left. Kosar and the Browns advanced to the Denver 8-yard line with 1:12 remaining, when Byner ran to the 3, but had the ball stripped by Castille, who recovered for the Broncos. Denver was forced into a fourth down situation with 13 seconds left, and punter Mike Horan carried the ball out of the back of the end zone for a safety, making the score 38-33 in Denver's favor. After the ensuing free kick, Cleveland attempted one pass before time ran out.

Referee — Jim Tunney (32); **Umpire** — Ben Montgomery (117); **Line Judge** — Ron Blum (83); **Side Judge** — Bill Quinby (56); **Head Linesman** — Sid Semon (109); **Back Judge** — Roy Clymer (24); **Field Judge** — Dick Dolack (31)

Offense		
WR	88	R. Langhorne
LT	74	P. Farren
LG	73	G. Rakoczy
C	81	M. Baab
RG	69	D. Fike
RT	63	C. Risien
TE	82	O. Newsome
WR	84	W. Slaughter
QB	19	B. Kosar
RB	81	D. Tennell
FB	34	K. Mack

Defense	
91	S. Glancy
72	D. Puzzouli
78	C. Hairston
50	L. Sanford
51	E. Johnson
59	M. Johnson
57	C. Matthews
31	F. Minnifield
29	H. Dixon
24	R. Ellis
22	F. Wright

Offense		
WR	84	R. Nattiel
LT	70	D. Studdard
LG	54	K. Bishop
C	62	M. Freeman
RG	79	S. Humphries
RT	76	K. Lanier
TE	88	C. Kay
WR	80	M. Jackson
QB	7	J. Elway
HB	23	S. Winder
FB	33	G. Lang

Defense		
LE	61	A. Townsend
NT	71	G. Kragen
RE	75	R. Jones
LOLB	73	S. Fletcher
LILB	77	K. Mecklenburg
RILB	98	R. Hunley
ROLB	50	J. Ryan
LCB	36	M. Haynes
FS	22	T. Lilly
SS	49	D. Smith
RCB	45	S. Wilson

DENVER SUBSTITUTIONS: 2 M. Horan, 3 R. Karlis, 8 G. Kubiak, 24 T. Boddie, 27 K. Clark, 28 J. Castille, 30 S. Sewell, 34 T. Braxton, 35 K. Bell, 38 B. Plummer, 46 B. Micho, 55 R. Dennison, 56 M. Brooks, 59 T. Lucas, 65 W. Bowyer, 72 K. Kartz, 81 S. Watson, 86 M. Andrews, 89 O. Mobley, 90 F. Gilbert, 95 S. Bryan, 97 B. Klostermann. **DID NOT PLAY:** 68 L. Lee.

M. Bahr (24) 45WR		R. Karlis		50WL (38)			
		1	2	3	4	OT	TOTAL
VISITOR	Cleveland Browns	0	3	21	9	—	33
HOME	Denver Broncos	14	7	10	7	—	38

[illegible]

(Based on unofficial press box totals)

Player	UT	A	TT	PD	FR	FF	S-Yds	I-Yds	Player	UT	A	TT	PD	FR	FF	S-Yds	I-Yds
T. Lilly	10	1	11	1	0	1	0-0	0-0	M. Haynes	4	0	4	2	0	0	0-0	0-0
J. Ryan	4	4	8	0	0	0	0-0	0-0	K. Mackenbourg	3	3	6	0	0	0	0-0	0-0
S. Hurley	5	1	6	0	0	0	0-0	0-0	T. Boddie	3	0	3	0	0	0	0-0	0-0
S. Fletcher	5	0	5	1	0	0	1-9	0-0	R. Denison	3	0	3	0	0	0	0-0	0-0
A. Townsend	3	2	5	1	0	0	0-0	0-0	Team Totals	54	11	65	6	2	2	2-20	1-0

Cleveland Browns					
RUSHING	ATT	YDS	AVG	LG	TD
E. Byner	15	67	4.5	16	1
K. Mack	12	61	5.1	14	0

Total	27	128	4.7	16	1
-------	----	-----	-----	----	---

PASSING	ATT	CMP	YDS	YD	TD	LG	IN
B. Kosar	41	26	356	2/20	3	53	1
Total	41	26	356	2/20	3	53	1

RECEIVING	NO	YDS	LG	TD
E. Byner	7	120	53	1
W. Slaughter	4	53	24	1
B. Brennan	4	48	19	0
K. Mack	4	28	9	0

O. Newsome	3	35	25	0
R. Langhorne	2	48	30	1
C. Weathers	1	19	19	0
D. Tennell	1	5	5	0
Total	26	255	55	1

Total	26	356	53	3
INTERCEPTIONS	NO	YDS	LG	TD
F. Wright	1	13	13	0
Total	1	13	13	0

PUNTING	NO	YDS	AVG	TB	IN20	LG
L. Johnson	2	96	48.0	0	0	59
Total	2	96	48.0	0	0	59

PUNT RETURNS	NO	FC	YDS	LG	TD
G.McNeil	2	0	24	17	0
Returns	2		24	17	0
KICKOFF RETURNS	NO	FC	YDS	LG	TD

G. McNeil	5	94	28	0
Returns	5	94	28	0
Cleveland Browns	Own	Opp.		Out
FUMBLES	Fum	Rec.	Yds	TD

K. Mack	1	0	0	0	0	0	0	0
B. Brennan	1	0	0	0	0	0	0	0
E. Byner	1	0	0	0	0	0	0	0

Total	3	1	0	0	0	0	0	0	0
-------	---	---	---	---	---	---	---	---	---

Denver Broncos					
RUSHING	ATT	YDS	AVG	LG	TD
S. Winder	20	72	3.6	10	0
G. Lang	5	51	10.2	42	0

Total	39	156	4.0	42	2
-------	----	-----	-----	----	---

	TKD/						
PASSING	ATT	CMP	YDS	YD	TD	LG	IN
J. Elway	26	14	281	2/25	3	80t	1
Total	26	14	281	2/25	3	80t	1

RECEIVING	NO	YDS	LG	TD
R. Nattiel	5	95	26	1
M. Jackson	4	134	80	1
S. Winder	3	34	20	1
S. Sowell	1	10	10	0

O. Mobley	1	10	10	0
	1	8	8	0

Total	14	281	80t	3
INTERCEPTIONS	NO	YDS	LG	TD
F. Gilbert	1	0	0	0
Total	1	0	0	0

PUNTING	NO	YDS	AVG	TB	IN20	LG
M. Horan	2	83	41.5	0	0	44
J. Elway	1	18	18.0	0	0	18
Total	3	101	33.7	0	0	44

PUNT RETURNS	NO	FC	YDS	LG	TD
K. Clark	2	0	13	10	0
Returns	2		13	10	0
KICKOFF RETURNS	NO	FC	YDS	LG	TD

KICKOFF RETURNS	NO	FC	YDS	LG	TD
K. Bell	3		43	23	0
Returns	3		43	23	0
Denver Broncos	Own		Opp.		Out

Fumbles	Fum	Rec.	Yds	TD	FF	Rec.	Yds	TD	Bnds
S. Wilson	0	0	0	0	0	1	0	0	0
J. Elway	1	1	-2	0	0	0	0	0	0
R. Robbins	0	0	0	0	0	1	0	0	0
K. Bell	1	0	0	0	0	0	0	0	1

J. Castilla	0	0	0	0	0	1	0	0	0
Total	2	1	-2	0	0	3	0	0	1

	VISITOR BROWNS	HOME BRONCOS
TOTAL FIRST DOWNS		
By Rushing	25	24
By Passing	8	10
By Penalty	15	11
	2	3
THIRD DOWN EFFICIENCY		
FOURTH DOWN EFFICIENCY	8-14-57%	7-14-50%
	1-1-100%	0-1-0%
TOTAL NET YARDS	464	412
Total Offensive Plays (inc. times thrown passing)	70	67
Average gain per offensive play	6.6	6.1
NET YARDS RUSHING	128	156
Total Rushing Plays	27	39
Average gain per rushing play	4.7	4.0
NET YARDS PASSING	336	256
Times thrown - yards lost attempting to pass	2-20	2-25
Gross yards passing	356	281
PASS ATTEMPTS-COMPLETIONS-HAD INTERCEPTED	41-26-1	26-14-1
Average gain per pass play (inc. # thrown passing)	7.8	9.1
PUNTS Number and Average	2-48.0	8-33.7
Had Blocked	0	0
FGs - PATs Had Blocked	0-0	0-0
TOTAL RETURN YARDAGE (Not Including Kickoffs)		
No. and Yards Punt Returns	37	13
No. and Yards Kickoff Returns	2-24	2-13
No. and Yards Interception Returns	5-94	3-43
	1-13	1-0
PENALTIES Number and Yards	7-59	7-44
FUMBLES Number and Lost	3-3	2-1
TOUCHDOWNS		
Rushing	4	5
Passing	1	2
	3	3
EXTRA POINTS Made-Attempts	4-4	5-5
FIELD GOALS Made-Attempts	1-2	1-2
SAFETIES	0	1
FINAL SCORE	33	38
TIME OF POSSESSION	31:37	28:22

1987 AFC DIVISIONAL PLAYOFF GAME

DENVER 34, HOUSTON 10

Jan. 10, 1988 • Mile High Stadium • Denver

Weather: Mostly Sunny, 45°, Wind E 6 mph • Attendance: 75,968 • Time: 3:07

The Denver Broncos advanced to the AFC Championship game after beating the Oilers 34-10, the largest margin of victory ever for the Broncos in postseason play. The Broncos were led on defense by Mark Haynes and Karl Mecklenburg, who both picked up key interceptions, and on offense by quarterback John Elway (14 of 25, 259 yards, two TDs) and receivers Vance Johnson (4 catches for 105 yards) and Clarence Kay (3 catches for 57 yards and two TDs).

Punter Mike Horan put the Oilers in a hole after the Broncos' first drive stalled, sending a punt to the Houston 5-yard line, where two plays later, a lateral pass from Warren Moon to Mike Rozier was fumbled, and Steve Wilson recovered for Denver on the 1. Gene Lang scored two plays later to give the Broncos an early 7-0 lead. Houston's next drive reached the Bronco 20-yard line before Mecklenburg intercepted a pass and returned it to the Denver 28. Elway hit Kay for 29 yards on the next play to move into Houston territory, and five plays later the same connection was made for a 27-yard touchdown pass, giving the Broncos a 14-0 lead.

Both teams added field goals on their first drive of the second quarter to make the score 17-3 in Denver's favor. On the fourth Denver play after Houston's field goal, Elway threw a 55-yard bomb to Johnson to move the ball to the Oilers 11. Five plays later Elway hit Kay, again for a touchdown on a 1-yard pass to up the lead to 24-3 with less than 2 minutes left in the half.

Denver's first possession of the second half resulted in a Rich Karlis field goal. Houston then took 10 plays to reach the Denver 7, but Mark Haynes picked off a Moon pass in the end zone and returned it 57 yards, a Broncos playoff record. Houston's next drive reached the Broncos 11 but a pass on fourth down fell incomplete. The Oilers got the ball back three plays later when Patrick Allen intercepted an Elway pass, and that led to a 19-yard touchdown pass from Moon to Ernest Givins, cutting Denver's lead to 27-10. The Broncos' Kevin Clark recovered the onside kick that followed, and Denver moved 52 yards in 7 plays to score the final points of the game on a 3-yard run by Elway.

OFFICIALS

Referee — Jerry Markbreit (9); Umpire — Ed Fiffick (57); Line Judge — Ray Dodez (74); Side Judge — Larry Nemmers (20); Head Linesman — Ed Marion (26); Back Judge — Al Jury (106); Field Judge — Ron Splitter (119)

STARTING LINEUPS

Houston Oilers				Denver Broncos			
Offense		Defense		Offense		Defense	
WR 85	D. Hill	LE 79	R. Childress	WR 82	V. Johnson	LE 61	A. Townsend
LT 77	B. Davis	NT 99	D. Smith	LT 70	D. Studdard	NT 71	G. Kragen
LG 63	M. Munchak	RE 71	R. Byrd	LG 54	K. Bishop	RE 75	R. Jones
C 52	J. Pennington	LLB 93	R. Lyles	C 62	M. Freeman	LOLB 73	S. Fletcher
RG 74	B. Matthews	LILB 59	J. Grimsley	RG 79	S. Humphries	LILB 77	K. Mecklenburg
RT 70	D. Steinkuhler	RILB 54	A. Smith	RT 76	K. Lanier	RILB 98	R. Hunley
TE 87	J. Williams	RLB 91	J. Meads	TE 88	C. Kay	ROLB 50	J. Ryan
WR 81	E. Givins	LCB 24	S. Brown	WR 80	M. Jackson	LCB 36	M. Haynes
QB 1	W. Moon	RCB 29	P. Allen	QB 7	J. Elway	FS 22	T. Lilly
RB 30	M. Rozier	SS 25	K. Bostic	RB 30	S. Sewell	SS 31	M. Harden
FB 32	A. Highsmith	FS 31	J. Donaldson	FB 89	O. Mobley	RCB 45	S. Wilson

DENVER SUBSTITUTIONS: 2 M. Horan, 3 R. Karlis, 8 G. Kubiak, 23 S. Winder, 24 T. Boddie, 27 K. Clark, 28 J. Castille, 33 G. Lang, 34 T. Braxton, 35 K. Bell, 38 B. Plummer, 46 B. Micho, 55 R. Dennison, 56 M. Brooks, 59 T. Lucas, 65 W. Bowyer, 68 L. Lee, 72 K. Kartz, 81 S. Watson, 84 R. Nattiel, 86 M. Andrews, 90 F. Gilbert, 97 B. Klosterman. **DID NOT PLAY:** None.

FIELD GOALS (made) & missed

T. Zendejas (46)		R. Karlis (43) (23)	
1	2	3	4
0	3	0	7
14	10	3	7
OT	TOTAL	OT	TOTAL
—	10	—	34

Team	Qtr	Elapsed Time	SCORING PLAY	SCORE
BRONCOS	1	6:19	G. Lang 1 yd. run (R. Karlis, kick) (2-1, 0:39)	0 7
BRONCOS	1	13:34	C. Kay 27 yd. pass from J. Elway (R. Karlis, kick) (6-72, 2:55)	0 14
BRONCOS	2	3:20	R. Karlis 43 yd. Field Goal (7-14, 3:09)	0 17
OILERS	2	9:03	T. Zendejas 46 yd. Field Goal (12-54, 5:43)	3 17
BRONCOS	2	13:08	C. Kay 1 yd. pass from J. Elway (R. Karlis, kick) (9-80, 4:05)	3 24
BRONCOS	3	2:29	R. Karlis 23 yd. Field Goal (5-51, 1:25)	3 27
OILERS	4	6:38	E. Givins 19 yd. pass from W. Moon (T. Zendejas, kick) (3-48, 1:14)	10 27
BRONCOS	4	10:33	J. Elway 3 yd. run (R. Karlis, kick) (7-52, 3:55)	10 34

FINAL BRONCOS DEFENSIVE STATISTICS

(Based on unofficial press box totals)

Player	UT	A	TT	PD	FR	FF	S-Yds	I-Yds	Player	UT	A	TT	PD	FR	FF	S-Yds	I-Yds
R. Dennison	6	2	8	0	0	0	0-0	0-0	W. Bowyer	2	1	3	0	0	0	0-0	0-0
M. Haynes	6	0	6	2	0	0	0-0	1-57	M. Brooks	2	1	3	0	0	0	0-0	0-0
T. Lilly	5	1	6	0	0	0	0-0	0-0	K. Clark	2	0	2	0	0	0	0-0	0-0
S. Wilson	5	1	6	1	1	0	0-0	0-0	F. Gilbert	2	0	2	0	0	0	0-0	0-0
R. Jones	3	2	5	0	0	0	0-0	0-0	B. Plummer	2	0	2	1	0	0	0-0	0-0
R. Hunley	2	3	5	0	0	0	0-0	0-0	J. Ryan	0	1	1	1	0	0	0-0	0-0
K. Mecklenburg	4	0	4	0	0	0	0-0	1-18	S. Fletcher	0	1	1	0	0	0	0-0	0-0
G. Kragen	3	0	3	0	0	0	0-0	0-0	J. Castille	0	0	0	1	0	0	0-0	0-0
A. Townsend	3	0	3	0	0	0	0-0	0-0	Team Totals	47	13	60	6	1	0	0-0	2-75

FINAL INDIVIDUAL STATISTICS

Houston Oilers										Denver Broncos										
RUSHING	ATT	YDS	AVG	LG	TD	RUSHING	ATT	YDS	AVG	LG	TD	PASSING	ATT	CMP	YDS	TD	LG	INT		
M. Rozier	9	25	3.1	8	0	S. Winder	13	46	3.5	8	0	J. Elway	25	14	259	1/4	2	55	1	
A. Pinkett	6	20	3.3	8	0	S. Sewell	5	9	1.8	5	0	Total	25	14	259	1/4	2	55	1	
W. Moon	5	15	3.0	7	0	J. Elway	4	8	2.0	4	1	RECEIVING								
A. Highsmith	5	13	2.6	11	0	K. Bell	2	7	3.5	5	0	V. Johnson	4	105	55	0				
E. Givins	1	0	0.0	0	0	G. Kubiak	2	-3	-1.5	-1	0	C. Kay	3	57	29	2				
Total	26	73	2.8	11	0	G. Lang	3	-6	-2.0	11	1	S. Sewell	3	41	25	0				
PASSING	ATT	CMP	YDS	TD	LG	INT	Total	29	61	2.1	8	2	G. Lang	1	25	25	0			
W. Moon	43	24	264	0/0	1	24	2	RECEIVING				T. Boddie	1	15	15	0				
Total	43	24	264	0/0	1	24	2	V. Johnson	4	105	55	0	O. Mobley	1	9	9	0			
RECEIVING			NO	YDS	LG	TD		P. Allen	1	7	7	0	R. Nattiel	1	7	7	0			
E. Givins			6	84	19	1		Total				14	259	55	2					
D. Hill			5	93	24	0		INTERCEPTIONS				NO	YDS	LG	TD					
C. Duncan			4	32	13	0		K. Mecklenburg				1	18	18	0					
A. Highsmith			4	20	16	0		M. Haynes				1	57	57	0					
W. Drewery			2	17	9	0		Total				2	75	57	0					
J. Williams			1	7	7	0		PUNTING				NO	YDS	AVG	TB	INT	LG			
M. Rozier			1	6	6	0		J. Gosselt				3	134	44.7	0	1	57			
A. Pinkett			1	5	5	0		Total				3	134	44.7	0	1	57			
Total			24	264	24	1		PUNT RETURNS				NO	FC	YDS	LG	TD				
INTERCEPTIONS			NO	YDS	LG	TD		Returns				0	0	0	0	0				
P. Allen			1	2	2	0		KICKOFF RETURNS				NO	FC	YDS	LG	TD				
Total			1	2	2	0		A. Pinkett				3	62	21	0	0				
PUNTING	NO	YDS	AVG	TB	INT	LG		Returns				3	62	21	0	0				
J. Gosselt	3	134	44.7	0	1	57		Houston Oilers				Own	Yds	TD	Opp.	Yds	TD	Out		
Total	3	134	44.7	0	1	57		FUMBLES	Fum	Rec.	Yds	TD	FF	Rec.	Yds	TD	Bnds			
PUNT RETURNS	NO	FC	YDS	LG	TD			W. Moon	1	1	0	0	0	0	0	0	0	0		
Returns	0	0	0	0	0			E. Givins	1	0	-5	0	0	0	0	0	0	0		
KICKOFF RETURNS	NO	FC	YDS	LG	TD			Total	2	1	-5	0	0	0	0	0	0	0		
A. Pinkett	3	62	21	0	0			Denver Broncos				Own	Yds	TD	Opp.	Yds	TD	Out		
Returns	3	62	21	0	0			FUMBLES	Fum	Rec.	Yds	TD	FF	Rec.	Yds	TD	Bnds			
Houston Oilers			Own	Yds	TD	Opp.	Yds	TD	S. Wilson				0	0	0	1	0	0		
FUMBLES	Fum	Rec.	Yds	TD	FF	Rec.	Yds	TD	Total				0	0	0	0	0	0		
W. Moon	1	1	0	0	0	0	0	0					0	0	0	0	0	0		
E. Givins	1	0	-5	0	0	0	0	0												
Total	2	1	-5	0	0	0	0	0												

FINAL TEAM STATISTICS

VISITOR OILERS				HOME BRONCOS			
TOTAL FIRST DOWNS	20			19			
By Rushing	5			9			
By Passing	14			9			
By Penalty	1			1			
THIRD DOWN EFFICIENCY	8-16-50%			4-9-44%			
FOURTH DOWN EFFICIENCY	2-4-50%			1-1-100%			
TOTAL NET YARDS	337			316			
Total Offensive Plays (inc. times thrown passing)	69			55			
Average gain per offensive play	4.9			5.7			
NET YARDS RUSHING	73			61			
Total Rushing Plays	26			29			
Average gain per rushing play	2.8			2.1			
NET YARDS PASSING	264			255			
Times thrown — yards lost attempting to pass	0-0			1-4			
Gross yards passing	264			259			
PASS ATTEMPTS-COMPLETIONS-HAD INTERCEPTED	43-24-2			25-14-1			
Average gain per pass play (inc. # thrown passing)	6.1			9.8			
PUNTS Number and Average	3-44.7			2-46.0			
Had Blocked	0			0			
FGs — PATs Had Blocked	0-0			0-0			
TOTAL RETURN YARDAGE (Not including Kickoffs)	2			90			
No. and Yards Punt Returns	0-0			2-15			
No. and Yards Kickoff Returns	3-62			2-28			
No. and Yards Interception Returns	1-2			2-75			
PENALTIES Number and Yards	10-73			4-35			
FUMBLES Number and Lost	2-1			0-0			
TOUCHDOWNS	1			4			
Rushing	0			2			
Passing	1			2			
Returns	0			0			
EXTRA POINTS Made-Attempts	1-1			4-4			
FIELD GOALS Made-Attempts	1-1			2-2			
SAFETIES	0			0			
FINAL SCORE	10			34			
TIME OF POSSESSION	32:33			27:27			

SUPER BOWL XXI

NEW YORK GIANTS 39, DENVER 20

Jan. 25, 1987 • Rose Bowl • Pasadena, Calif.

Weather: Sunny, 76°, Wind W 2-5 mph • Attendance: 101,063 • Time: 3:25

The New York Giants broke open a close game with 24 unanswered points to open the second half, capturing a 39-20 win over the Broncos in Super Bowl XXI. The game, played before a crowd of 101,063 in Pasadena's Rose Bowl, featured outstanding performances by the two quarterbacks, Super Bowl MVP Phil Simms of New York (22-25, 268 yds., 3 TDs) and Denver's John Elway (22-37, 304 yds., 1 TD).

The Broncos drove to the Giants' 31-yard-line on their opening drive and took a 3-0 lead when Rich Karlis booted a Super Bowl record-tying 48-yard field goal. New York answered with a 9-play, 78-yard scoring drive that culminated with a 6-yard touchdown pass from Simms to tight end Mark Bavaro.

With five-and-a-half minutes remaining in the first quarter, the Broncos took possession on their own 42 after a 28-yard kickoff return by Ken Bell. Elway completed passes on the first three plays of the drive as Denver reached the New York 33. Two Giant penalties left the Broncos with a first-and-10 at the 12, and on third down, Elway called his own number, scoring from 4 yards out on a quarterback draw to give Denver a 10-7 lead. The Giants' next drive stalled and the Broncos got the ball back at the 14-minute mark of the second quarter. On the third play of the drive, on third-and-18, Elway unleashed a 54-yard bomb to Vance Johnson, giving the Broncos a first down on the Giants 28. Seven plays later Denver had a first-and-goal at the New York 1, but failed to score in three plays and Karlis was wide right on a 23-yard field goal attempt.

Denver's Orange Crush defense stifled the next Giant drive at the New York 47, and after a punt, the Broncos got the ball back on their own 15. Controversy entered the game when, on second-and-twelve, Elway threw an apparent completion for a first down to Clarence Kay. The pass was ruled incomplete, a call that was upheld after review of the television replay. On the next play, Giant defensive end George Martin sacked Elway in the end zone for a safety to pull New York within a point of Denver at 10-9. The Denver defense held again, giving Denver the ball at its own 37. Elway quickly hit Steve Watson for 31 yards and Gerald Willhite for 11 more to give the Broncos a first-and-10 at the Giants 21 with 43 seconds left in the half. Denver reached the 16-yard-line, but Karlis was wide right on a 34-yard field goal attempt with 13 seconds left in the half.

New York scored on all three third-quarter drives and outgained Denver in the period 163 yards to 2. With the score at 26-10, the Giants mounted a scoring drive on their first possession of the fourth quarter, and they went up 33-10 after Phil McConkey caught a deflected pass in the end zone, Simms' third touchdown strike of the day. Denver got the ball back at its own 16 and Elway moved the squad to the New York 10, as Karlis kicked a 27-yard field goal to make the score 33-13. The Giants took only 5 plays to move 46 yards for their next touchdown, a 2-yard run by Ottis Anderson which made the score 39-13. Elway took Denver down the field again and hit Vance Johnson with a 47-yard touchdown pass for the game's final points.

OFFICIALS

Referee — Jerry Markbreit (9); Umpire — Bob Boylston (101); Line Judge — Bob Beeks (59); Side Judge — Gil Mace (90); Head Linesman — Terry Gierke (72); Back Judge — Jim Poole (92); Field Judge — Pat Mallette (82)

STARTING LINEUPS

Denver Broncos				New York Giants			
Offense		Defense		Offense		Defense	
WR 82	V. Johnson	LE 51	A. Townsend	WR 86	L. Manuel	LE 75	G. Martin
LT 70	D. Studdard	NT 71	G. Kragen	LT 60	B. Benson	NT 64	J. Burt
LG 54	K. Bishop	RE 75	R. Jones	LG 67	B. Ard	RE 70	L. Marshall
C 64	B. Bryan	LOLB 50	J. Ryan	C 65	B. Cates	LOLB 58	C. Banks
RG 63	M. Cooper	LILB 77	K. Mecklenburg	RG 61	C. Godfrey	LILB 55	G. Reasons
RT 76	K. Lanier	RILB 98	R. Hunley	RT 63	K. Nelson	RILB 53	H. Carson
TE 88	C. Kay	ROLB 57	T. Jackson	TE 89	M. Bavaro	ROLB 56	L. Taylor
WR 81	S. Watson	LCB 20	L. Wright	WR 81	S. Robinson	LCB 34	E. Patterson
QB 7	J. Elway	RCB 31	M. Harden	QB 11	P. Simms	RCB 23	P. Williams
RB 23	S. Winder	SS 49	D. Smith	RB 20	J. Morris	SS 48	K. Hill
RB 47	G. Willhite	FS 43	S. Foley	RB 44	M. Carthon	FS 27	H. Welch

DENVER SUBSTITUTIONS: 2 M. Horan, 3 R. Karlis, 8 G. Kubiak, 33 G. Lang, 35 K. Bell, 36 M. Haynes, 45 S. Wilson, 48 R. Robbins, 52 K. Woodward, 55 R. Dennison, 59 D. Comeaux, 62 M. Freeman, 69 T. Colorito, 73 S. Fletcher, 74 D. Remsburg, 80 M. Jackson, 84 C. Sampson, 85 J. Hackett, 87 B. Micho, 89 O. Mobley, 90 F. Gilbert

FIELD GOALS (made () & missed)

		R. Karlis		(48) 23WR		34WR		(29)		R. Allegre		(21)	
VISITOR	HOME	1	2	3	4	OT	TOTAL	1	2	3	4	OT	TOTAL
Denver Broncos	New York Giants	10	0	0	10	—	20	7	2	17	13	—	39

Team	Qtr	Elapsed Time	SCORING PLAY	SCORE Visitor Home
BRONCOS	1	4:09	R. Karlis 48 yd. Field Goal (8-45, 4:09)	3 0
GIANTS	1	9:33	Z. Mowatt 6 yd. pass from P. Simms (R. Allegre, kick) (9-78, 5:24)	3 7
BRONCOS	1	12:54	J. Elway 4 yd. run (R. Karlis, kick) (8-58, 3:21)	10 7
GIANTS	2	12:14	Safety — J. Elway sacked by G. Martin in end zone (3- (-)15, 0:47)	10 9
GIANTS	3	4:52	M. Bavaro 13 yd. pass from P. Simms (R. Allegre, kick) (8-63, 4:52)	10 18
GIANTS	3	11:06	R. Allegre 21 yd. Field Goal (9-32, 5:07)	10 19
GIANTS	3	14:36	J. Morris 1 yd. run (R. Allegre, kick) (5-68, 2:14)	10 26
GIANTS	4	4:04	P. McConkey 6 yd. pass from P. Simms (R. Allegre, kick) (6-52, 3:50)	10 33
BRONCOS	4	8:59	R. Karlis 28 yd. Field Goal (13-73, 4:55)	13 33
GIANTS	4	10:42	O. Anderson 2 yd. run (kick wide) (5-46, 2:43)	19 39
BRONCOS	4	12:54	V. Johnson 47 yd. pass from J. Elway (R. Karlis, kick) (5-69, 1:12)	20 39

BRONCOS DEFENSIVE LEADERS

(Based on unofficial press box totals)

Player	UT	A	TT	PD	FR	FF	S-Yds	I-Yds	Player	UT	A	TT	PD	FR	FF	S-Yds	I-Yds
K. Woodward	8	3	11	0	0	0	0.5-2.5	0-0	M. Haynes	3	0	3	0	0	0	0	0-0
J. Ryan	1	6	3	9	0	0	0-0	0-0	S. Wilson	3	0	3	0	0	0	0	0-0
R. Hunley	7	1	8	0	0	0	0-0	0-0	A. Townsend	2	1	3	0	0	0	0	0-0
R. Jones	4	2	6	0	0	0	0-0	0-0	F. Gilbert	1	1	2	0	0	0	0.5-2.5	0-0
S. Foley	5	0	5	0	0	0	0-0	0-0	B. Micho	2	0	2	0	0	0	0-0	0-0
D. Smith	5	0	5	0	0	0	0-0	0-0	T. Lilly	1	1	2	0	0	0	0-0	0-0
L. Wright	5	0	5	0	0	0	0-0	0-0	R. Robbins	1	1	2	0	0	0	0-0	0-0
K. Mecklenburg	2	3	5	0	0	0	0-0	0-0	Team Totals	58	20	78	0	0	0	1-5	0-0

FINAL INDIVIDUAL STATISTICS

Denver Broncos										New York Giants													
RUSHING	ATT	YDS	AVG	LG	TD					RUSHING	ATT	YDS	AVG	LG	TD								
J. Elway	6	27	4.5	10	1					J. Morris	20	67	3.3	11	1								
G. Willhite	4	19	4.8	11	0					P. Simms	3	25	8.3	22	0								
S. Sewell	3	4	1.3	12	0					L. Rouson	3	22	7.3	18	0								
G. Lang	2	2	1.0	4	0					T. Galbreath	4	17	4.3	7	0								
S. Winder	4	0	0.0	3	0					M. Carthon	3	4	1.3	2	0								
										O. Anderson	2	1	0.5	2	1								
										J. Rutledge	3	0	0.0	2	0								
Total	19	52	2.7	12	1					Total	38	136	3.6	22	2								
PASSING	ATT	CMP	YDS	TKD/YD	TD	LG	IN			PASSING	ATT	CMP	YDS	TKD/YD	TD	LG	IN						
J. Elway	37	22	304	3/26	1	54	1			P. Simms	25	22	268	1/5	44	3	0						
G. Kubiak	4	4	48	1/6	0	23	0																
Total	41	26	352	4/32	1	54	1			Total	25	22	268	1/5	44	3	0						
RECEIVING			NO	YDS	LG	TD					RECEIVING			NO	YDS	LG	TD						
V. Johnson			5	121	54	1					M. Bavaro			4	51	17	1						
G. Willhite			5	39	11	0					J. Morris			4	20	12	0						
S. Winder			4	34	14	0					M. Carthon			4	13	7	0						
M. Jackson			3	51	24	0					S. Robinson			3	62	36	0						
S. Watson			2	54	31	0					L. Manuel			3	43	17	0						
C. Sampson			2	20	11	0					P. McConkey			2	50	44	1						
O. Mobley			2	17	11	0					L. Rouson			1	23	23	0						
S. Sewell			2	12	7	0					Z. Mowatt			1	6	6	1						
G. Lang			1	4	4	0																	
Total			26	352	54	1					Total			22	268	44	3						
INTERCEPTIONS			NO	YDS	LG	TD					INTERCEPTIONS			NO	YDS	LG	TD						
											E. Patterson			1	-7	-7	0						
Total			0	0	0	0					Total			1	-7	-7	0						
PUNTING	NO	YDS	AVG	TB	IN20	LG					PUNTING	NO	YDS	AVG	TB	IN20	LG						
M. Horan	2	82	41.0	0	0	42					S. Landeta	3	138	46.0	1	1	59						
Total	2	82	41.0	0	0	42					Total	3	138	46.0	1	1	59						
PUNT RETURNS			NO	FC	YDS	LG	TD					PUNT RETURNS			NO	FC	YDS	LG	TD				
G. Willhite			1	1	9	9	0					P. McConkey			1	1	25	25	0				
Returns			1		9	9	0					Returns			1		25	25	0				
KICKOFF RETURNS			NO	FC	YDS	LG	TD					KICKOFF RETURNS			NO	FC	YDS	LG	TD				
K. Bell			3		48	28	0					L. Rouson			3		56	22	0				
G. Lang			2		36	23	0					T. Flynn			1		-3	0	0				
Returns			5		84	28	0					Returns			4		53	22	0				
Denver Broncos											New York Giants												
FUMBLES	Fum	Own Rec.	Yds	TD	FF	Opp. Rec.	Yds	TD	Bnds	FUMBLES	Fum	Own Rec.	Yds	TD	FF	Opp. Rec.	Yds	TD	Bnds				
J. Elway	1	1	0	0	0	0	0	0	0	L. Marshall	0	0	0	0	1	0	0	0	0				
K. Bell	1	0	0	0	0	0	0	0	0	P. Johnson	0	0	0	0	1	0	0	0	0				
J. Hackett	0	1	0	0	0	0	0	0	0														
Total	2	2	0	0	0	0	0	0	0	Total	0	0	0	0	2	0	0	0	0				

FINAL TEAM STATISTICS

	VISITOR BRONCOS	HOME GIANTS
TOTAL FIRST DOWNS	23	24
By Rushing	5	10
By Passing	16	13
By Penalty	2	1
THIRD DOWN EFFICIENCY	7-14-50%	6-12-50%
FOURTH DOWN EFFICIENCY	0-0-0%	1-2-50%
TOTAL NET YARDS	372	399
Total Offensive Plays (inc. times thrown passing)	64	64
Average gain per offensive play	5.8	6.2
NET YARDS RUSHING	52	136
Total Rushing Plays	19	38
Average gain per rushing play	2.7	3.6
NET YARDS PASSING	320	263
Times thrown – yards lost attempting to pass	4-32	1-5
Gross yards passing	352	268
PASS ATTEMPTS-COMPLETIONS-HAD INTERCEPTED	41-26-1	25-22-0
Average gain per pass play (inc. # thrown passing)	7.1	10.1
PUNTS Number and Average	2-41	3-46
Had Blocked	0	0
FGs – PATs Had Blocked	0-0	0-0
TOTAL RETURN YARDAGE (Not Including Kickoffs)	9	18
No. and Yards Punt Returns	1-9	1-25
No. and Yards Kickoff Returns	5-84	4-53
No. and Yards Interception Returns	0-0	1-(-7)
PENALTIES Number and Yards	4-28	6-48
FUMBLES Number and Lost	2-0	0-0
TOUCHDOWNS	2	5
Rushing	1	2
Passing	1	3
Returns	0	0
EXTRA POINTS Made-Attempts	2-2	4-5
FIELD GOALS Made-Attempts	2-4	1-1
SAFETIES	0	1
FINAL SCORE	20	39
TIME OF POSSESSION	25:21	34:39

1986 AFC CHAMPIONSHIP GAME

DENVER 23, CLEVELAND 20

Jan. 11, 1987 • Cleveland Stadium • Cleveland, Ohio

Weather: Solid Overcast, 30°, Wind NW 14 mph (-5°) • Attendance: 79,915 • Time: 3:50

Rich Karlis kicked a 33-yard field goal 5:48 into overtime to give the Broncos a 23-20 victory over the Browns. The game was played before a crowd of 79,915 people, who braved a wind-chill of 5 degrees.

Cleveland took an early 7-0 lead when Bernie Kosar threw a 6-yard touchdown pass to Herman Fontenot with 5:19 left in the first quarter to cap a 14-play, 86-yard drive. The Broncos stopped the next two Cleveland drives with interceptions, the first Ricky Hunley and the second by Jim Ryan, who returned the ball 26 yards to the Cleveland 9. Four plays later Karlis nailed a 19-yard field goal to make the score 7-3. Denver got another break on Cleveland's next play when Kevin Mack fumbled and Ken Woodard recovered the ball on the Browns' 37. On first down John Elway rambled 34 yards, and two more rushes got Denver to the 1-yard line. On fourth-and-goal Gerald Willhite plunged into the end zone to give the Broncos a 10-7 lead.

Cleveland kicker Mark Moseley tied the score at 10 with a 29-yard field goal with 20 seconds left in the first half. Both teams saw their first two possessions of the second half end in punts before Denver scored on a 26-yard Karlis field goal 12 minutes into the third quarter, capping an 11-play, 61-yard drive. The Browns responded as Mack rushed for 34 yards in a 10-play, 76-yard drive that culminated with a 24-yard Moseley field goal, knotting the score at 13-13. The Broncos' next two possessions ended in punts, and Cleveland followed the second with a 48-yard touchdown strike from Kosar to Brian Brennan on a third-and-six play to put Cleveland ahead 20-13 with 5:43 left in regulation.

The ensuing kickoff rolled to the Denver 2-yard line where Gene Lang fell on it. Pro Bowl-bound Elway then engineered the longest and most important drive of his four-year career. On the fifth play of the drive (2nd-and-7 from the Broncos' 15), Elway rushed for 11 yards and a first down. He then hit Steve Sewell for a 22-yard gain, followed by a 12-yard strike to Steve Watson to give Denver a first down on the Cleveland 40. After an incompletion and an 8-yard sack, Elway threw a 20-yard pass to Mark Jackson, moving the team to the Cleveland 28. Another incompletion was followed by a 14-yard Elway-to-Sewell pass, giving the Broncos a first down on the Brown's 14 with 57 seconds left. After an incompletion Elway ran 9 yards to the Cleveland 5-yard line. On the next play, he hit Jackson for a touchdown, and Karlis's extra point tied the score at 20 with 37 seconds left. Cleveland was unable to move the ball as time ran out in the fourth quarter.

The Browns won the overtime coin toss and elected to receive. Three plays into the drive, (on third-and-two from the Cleveland 38), the Orange Crush rose up to snuff Herman Fontenot for no gain. Cleveland punted and Willhite returned it to the Bronco 25, where the Denver juggernaut revved it up again. On second-and-five, Elway hit Orson Mobley for a 22-yard gain, and three plays later Elway threw a 28-yard pass to Watson. With a first down on Cleveland's 22-yard line, the Broncos rushed three times to get to the 15, and on fourth down, Karlis hit the 33-yard game-winner. Elway accounted for 300 total yards in the game, rushing for 56 and completing 22 of 38 passes for 244 yards. The Broncos kept alive a 1986 record of 13-0 when they scored 20 or more points. Denver also notched its 11th win on natural turf, losing only to San Diego at home on grass.

OFFICIALS

Referee — Chuck Heberling (46); Umpire — Gordon Wells (89); Line Judge — Bill Reynolds (53); Side Judge — Gary Lane (120); Head Linesman — Ed Marion (26); Back Judge — Ben Tompkins (52); Field Judge — Johnny Grier (23)

STARTING LINEUPS

Denver Broncos						Cleveland Browns					
Offense			Defense			Offense			Defense		
WR 82	V. Johnson	LE 75	R. Jones	WR 88	R. Langhorne	LE 95	R. Camp	WR 82	V. Johnson	LE 75	R. Jones
LG 70	D. Studdard	NT 71	G. Kragen	LT 77	R. Bolden	NT 79	B. Golc	LT 70	D. Studdard	NT 71	G. Kragen
LG 54	K. Bishop	RE 81	A. Townsend	LG 74	P. Farren	RE 78	C. Hairston	LG 54	K. Bishop	RE 81	A. Townsend
C 64	B. Bryan	LOLB 50	J. Ryan	C 61	M. Baab	LOLB 56	C. Banks	C 64	B. Bryan	LOLB 50	J. Ryan
RG 63	M. Cooper	LILB 77	K. Mecklenburg	RG 69	D. Fike	LILB 51	E. Johnson	RG 63	M. Cooper	LILB 77	K. Mecklenburg
RT 76	K. Lanier	RILB 96	R. Hunley	RT 83	C. Risler	RILB 53	A. Griggs	RT 76	K. Lanier	RILB 96	R. Hunley
TE 85	J. Hackett	ROLB 57	T. Jackson	TE 82	O. Newsome	ROLB 31	F. Minnifield	TE 85	J. Hackett	ROLB 57	T. Jackson
WR 81	S. Watson	LCB 20	L. Wright	WR 84	W. Slaughter	LCB 31	F. Minnifield	WR 81	S. Watson	LCB 20	L. Wright
QB 7	J. Elway	RCB 31	M. Harden	QB 19	B. Kosar	RCB 29	H. Dixon	QB 7	J. Elway	RCB 31	M. Harden
RB 23	S. Winder	SS 49	D. Smith	RB 44	E. Byner	SS 24	R. Ellis	RB 23	S. Winder	SS 49	D. Smith
TE 89	O. Mobley	FS 43	S. Foley	FB 34	K. Mack	FS 37	C. Rockins	TE 89	O. Mobley	FS 43	S. Foley

DENVER SUBSTITUTIONS: 2 M. Horan, 3 R. Karlis, 8 G. Kubiak, 22 T. Lilly, 30 S. Sewell, 33 G. Lang, 35 K. Bell, 45 S. Wilson, 47 G. Willhite, 48 R. Robbins, 52 K. Woodard, 55 R. Dennison, 59 D. Comeaux, 62 M. Freeman, 69 T. Coltrito, 73 S. Fletcher, 74 D. Rensberg, 80 M. Jackson, 84 C. Sampson, 87 B. Micho, 88 C. Kay, 90 F. Gilbert. DID NOT PLAY: 36 M. Haynes.

FIELD GOALS (made () & missed)

		R. Karlis		M. Moseley		OT		TOTAL	
		(19)	(26)	(33)	(29)	(24)			
VISITOR	Denver Broncos	1	2	3	4	3	23		
HOME	Cleveland Browns	0	10	3	7	3	20		

Team		Qtr	Elapsed Time	SCORING PLAY		SCORE	
						Visitor	Home
BROWNS	1	9:41	H. Fontenot 6 yd. pass from B. Kosar (M. Moseley, kick) (14-86, 7:18)		0	7	
BROWNS	2	2:53	R. Karlis 19 yd. Field Goal (4-8, 0:54)		3	7	
BROWNS	2	4:24	G. Willhite 1 yd. run (R. Karlis, kick) (5-37, 1:05)		10	7	
BROWNS	2	14:40	M. Moseley 29 yd. Field Goal (9-53, 4:01)		10	10	
BROWNS	3	12:10	R. Karlis 26 yd. Field Goal (11-61, 4:28)		13	10	
BROWNS	4	2:22	M. Moseley 24 yd. Field Goal (10-76, 5:01)		13	13	
BROWNS		9:17	B. Breneman 48 yd. pass from B. Kosar (M. Moseley, kick) (3-52, 0:57)		20	20	
BROWNS	4	14:23	M. Jackson 5 yd. pass from J. Elway (R. Karlis, kick) (15-58, 4:55)		20	20	
BROWNS	OT	5:48	R. Karlis 33 yd. Field Goal (8-60, 5:07)		23	20	

1986 AFC DIVISIONAL PLAYOFF GAME

DENVER 22, NEW ENGLAND 17

Jan. 4, 1987 • Mile High Stadium • Denver

Weather: Sunny, 65°, Wind S 9 mph • Attendance: 76,105 • Time: 3:09

Rulon Jones sacked Tony Eason in the end zone for a safety with 1:37 left on the clock to put Denver up 22-17 and halt the Patriots' final comeback drive. The playoff victory was the first since Jan. 1, 1978 for the Broncos, when they defeated Oakland for the AFC Championship.

The two teams traded punts for the first 9 minutes of the game before Denver posed the initial scoring threat. Starting at their own 20, the Broncos took four plays to reach the New England 7, behind John Elway completions of 39 and 21 yards. On second-and-goal from the 4, Elway rolled around the left side and was hit just short of the goal line. He was penalized (delay of game) for spiking the ball after the play, and that sent Denver back to the 6. Two plays later, Rich Karlis nailed a 27-yard field goal to give Denver a 3-0 lead.

New England mounted a 7-play 87-yard drive later in the quarter, with Eason hitting Stanley Morgan for a 19-yard touchdown. The Broncos roared right back with a 13-play, 82-yard drive that was punctuated by a 22-yard touchdown run by Elway, giving Denver a 10-7 lead midway through the second quarter. The Patriots tied the score on the last play of the half with a 38-yard Tony Franklin field goal.

Denver received the kickoff to open the second half and proceeded to chew up over 9 minutes off the clock. The Broncos ran the ball 11 times on the drive, which stalled on the Patriot 5. Karlis' 22-yard field goal put Denver up 13-10.

Five plays into the next New England drive, the Patriots took a page out of Dan Reeve's bag of tricks, scoring on a flea-flicker that ended with a 45-yard touchdown pass from Eason to Morgan to give New England its first lead of the game at 17-13. Denver jumped right back on top, traveling 86 yards in 6 plays to score on a 48-yard Elway-to-Vance Johnson pass on the last play of the third quarter.

The two teams both punted three times in the fourth quarter, and the last one, a Mike Horan punt of 54 yards, backed New England to its own 10. On first down, Eason dropped back to pass but was sacked for a safety by Rulon Jones. Denver recovered the onside free kick and held on to the ball to preserve the win.

OFFICIALS

Referee — Jerry Seeman (70); Umpire — Rex Stuart (103); Line Judge — Ray Dodez (74); Side Judge — Bob Rice (80); Head Linesman — Burl Toler (37); Back Judge — Jim Poole (92); Field Judge — Ron Spittler (119)

STARTING LINEUPS

New England Patriots				Denver Broncos			
Offense		Defense		Offense		Defense	
WR 86 S. Morgan	LE 96 B. Williams	WR 82 V. Johnson	LE 75 R. Jones	LT 70 D. Studdard	NT 71 G. Kragen		
LT 76 B. Holloway	NT 90 T. Williams	LG 54 K. Bishop	RE 61 A. Townsend	LG 54 K. Bishop	RE 61 A. Townsend		
LG 66 P. Fairchild	RE 60 G. Veris	C 64 B. Bryan	LOLB 50 J. Ryan	C 64 B. Bryan	LOLB 50 J. Ryan		
C 58 P. Brock	LOLB 56 A. Tippett	RG 60 P. Howard	LILB 77 K. Mecklenburg	RG 60 P. Howard	LILB 77 K. Mecklenburg		
RG 61 R. Wooten	LILB 56 A. Tippett	RT 76 K. Lanier	RILB 98 R. Hunley	RT 76 K. Lanier	RILB 98 R. Hunley		
RT 68 D. Haley	RILB 50 L. McGrew	TE 85 J. Hackett	ROLB 57 T. Jackson	TE 85 J. Hackett	ROLB 57 T. Jackson		
TE 48 G. Baty	ROLB 55 D. Blackman	WR 81 S. Watson	LCB 20 L. Wright	WR 81 S. Watson	LCB 20 L. Wright		
WR 80 I. Fryar	LCB 43 E. Gibson	QB 7 J. Elway	FS 43 S. Foley	QB 7 J. Elway	FS 43 S. Foley		
QB 11 T. Eason	FS 31 F. Marion	RB 23 S. Winder	SS 48 R. Robbins	RB 23 S. Winder	SS 48 R. Robbins		
FB 30 M. Tatupu	SS 38 R. James	TE 89 O. Mobley	RCB 31 M. Harden	TE 89 O. Mobley	RCB 31 M. Harden		
HB 33 T. Collins	RCB 26 R. Clayborn						

DENVER SUBSTITUTIONS: 2 M. Horan, 3 R. Karlis, 8 G. Kubiak, 22 T. Lilly, 30 S. Sewell, 33 G. Lang, 35 K. Bell, 36 M. Haynes, 45 S. Wilson, 47 G. Willhite, 52 K. Woodard, 55 R. Dennison, 59 D. Comeaux, 62 M. Freeman, 63 M. Cooper, 69 T. Colorado, 73 S. Fletcher, 74 D. Remsburg, 80 M. Jackson, 84 C. Sampson, 87 B. Micho, 90 F. Gilbert. **DID NOT PLAY:** 49 D. Smith.

FIELD GOALS (made () & missed)

		R. Karlis (27) (22)			
T. Franklin	(38)	1	2	3	4
VISITOR	New England Patriots	0	10	7	0
HOME	Denver Broncos	3	7	10	2

Team	Qtr	Elapsed Time	SCORING PLAY	SCORE Visitor Home
BRONCOS	1	12:12	R. Karlis 27 yd. Field Goal (8-71, 3:07)	0 3
PATRIOTS	2	0:56	S. Morgan 19 yd. pass from T. Eason (T. Franklin, kick) (7-87, 2:24)	7 3
BRONCOS	2	7:18	J. Elway 22 yd. run (R. Karlis, kick) (13-82, 6:22)	7 10
PATRIOTS	2	14:58	T. Franklin 38 yd. Field Goal (5-8, 0:56)	10 10
BRONCOS	3	9:10	R. Karlis 22 yd. Field Goal (15-80, 9:10)	10 13
PATRIOTS	3	12:10	S. Morgan 45 yd. pass from T. Eason (T. Franklin, kick) (5-78, 3:00)	17 13
BRONCOS	3	15:00	V. Johnson 48 yd. pass from J. Elway (R. Karlis, kick) (6-86, 2:50)	17 20
BRONCOS	4	13:23	Safety — T. Eason tackles in end zone by R. Jones	17 22

FINAL BRONCOS DEFENSIVE STATISTICS

(Based on unofficial press box totals)

Player	UT	A	TT	PD	FR	FF	S-Yds	I-Yds	Player	UT	A	TT	PD	FR	FF	S-Yds	I-Yds
J. Ryan	9	1	10	0	0	0	1-8	0-0	S. Wilson	2	0	2	3	0	0	0-0	0-0
S. Foley	3	2	5	0	0	0	0-0	0-0	G. Kragen	1	1	2	0	0	0	0-0	0-0
R. Hunley	3	2	5	1	0	0	0-0	0-0	K. Woodard	0	2	2	0	0	0	0-0	0-0
F. Gilbert	4	0	4	0	0	0	1-8	0-0	L. Wright	1	0	1	0	0	0	0-0	0-0
M. Harden	4	0	4	0	0	0	0-0	0-0	R. Dennison	1	0	1	0	0	0	0-0	0-0
R. Jones	3	1	4	0	0	0	2-19	0-0	M. Haynes	0	1	1	0	0	0	0-0	0-0
K. Mecklenburg	3	1	4	0	0	0	1-5	0-0	D. Comeaux	0	1	1	0	0	0	0-0	0-0
T. Jackson	2	2	4	0	0	0	0-0	0-0	S. Fletcher	0	1	1	0	0	0	0-0	0-0
R. Robbins	3	0	3	0	0	0	0-0	0-0	D. Smith	0	0	0	0	0	0	0-0	0-0
T. Lilly	2	0	2	0	0	0	0-0	0-0	Team Totals	46	15	61	4	0	0	5-40	0-0
A. Townsend	2	0	2	0	0	0	0-0	0-0									

FINAL INDIVIDUAL STATISTICS

New England Patriots										Denver Broncos											
RUSHING	ATT	YDS	AVG	LG	TD					RUSHING	ATT	YDS	AVG	LG	TD						
T. Collins	5	46	9.2	23	0					S. Winder	19	102	5.4	16	0						
C. James	10	31	3.1	17	0					G. Lang	11	44	4.0	14	0						
T. Eason	2	23	11.5	13	0					J. Elway	5	18	3.6	22	1						
R. Dupard	5	18	3.6	8	0					K. Bell	2	12	6.0	8	0						
G. Hawthorne	1	5	5.0	5	0					S. Sewell*	2	8	4.0	8	0						
I. Fryar	1	-2	-2.0	-2	0					G. Willhite	3	4	1.3	3	0						
Total	24	121	5.0	23	0					Total	42	188	4.5	22	1						
PASSING	ATT	CMP	YDS	TKD/YD	TD	LG	IN			PASSING	ATT	CMP	YDS	TKD/YD	TD	LG	IN				
T. Eason	24	13	194	6/44	2	45	0			J. Elway	32	13	257	1/4	1	49	2				
Total	24	13	194	6/44	2	45	0			Total	32	13	257	1/4	1	49	2				
RECEIVING			NO	YDS	LG	TD				RECEIVING			NO	YDS	LG	TD					
T. Collins			4	46	20	0				V. Johnson			4	89	48	1					
S. Morgan			3	100	45	2				S. Sewell			3	41	39	0					
G. Baty			3	31	13	0				O. Mobley			2	69	49	0					
I. Fryar			2	11	7	0				S. Watson			1	21	21	0					
G. Hawthorne			1	6	6	0				B. Micho			1	20	20	0					
										S. Winder			1	16	16	0					
										G. Lang			1	1	1	0					
Total			13	194	45	2				Total			13	257	49	1					
INTERCEPTIONS			NO	YDS	LG	TD				INTERCEPTIONS			NO	YDS	LG	TD					
R. McSwain			1	2	2	0															
J. Rembert			1	0	0	0															
Total			2	2	2	0															
PUNTING	NO	YDS	AVG	TB	IN20	LG				PUNTING	NO	YDS	AVG	TB	IN20	LG					
R. Camarillo	9	452	50.2	2	0	60				M. Horan	5	245	49.0	1	3	54					
										J. Elway	1	31	31.0	1	1	31					
Total	9	452	50.2	2	0	60				Total	6	276	46.0	2	4	54					
PUNT RETURNS			NO	FC	YDS	LG	TD				PUNT RETURNS			NO	FC	YDS	LG	TD			
I. Fryar			2	0	13	9	0				G. Willhite			1	0	9	9	0			
										V. Johnson			3	0	26	13	0				
Returns			2	0	13	9	0				Returns			4	1	35	13	0			
KICKOFF RETURNS			NO	FC	YDS	LG	TD				KICKOFF RETURNS			NO	FC	YDS	LG	TD			
S. Starring			2	0	31	21	0				G. Lang			1	0	21	21	0			
										K. Bell			3	0	63	35	0				
Returns			2	0	31	21	0				Returns			4	0	84	35	0			
New England Patriots	Own					Opp.			Out	Denver Broncos	Own					Opp.			Out		
FUMBLES	Fum	Rec.	Yds	TD	FF	Rec.	Yds	TD	Bnds	FUMBLES	Fum	Rec.	Yds	TD	FF	Rec.	Yds	TD	Bnds		
T. Eason	1	0	0	0	0	0	0	0	0						0	0	0	0			
P. Brock	0	1	0	0	0	0	0	0	0						0	0	0	0			
Total	1	1	0	0	0	0	0	0	0	Total	0	0	0	0	0	0	0	0			

FINAL TEAM STATISTICS

		VISITOR PATRIOTS	HOME BRONCOS
TOTAL FIRST DOWNS		12	23
By Rushing		6	12
By Passing		13	9
By Penalty		0	2
THIRD DOWN EFFICIENCY		2-12-17%	5-15-33%
FOURTH DOWN EFFICIENCY		0-0-0%	0-0-0%
TOTAL NET YARDS		271	441
Total Offensive Plays (inc. times thrown passing)		54	75
Average gain per offensive play		5.0	5.9
NET YARDS RUSHING		121	188
Total Rushing Plays		24	42
Average gain per rushing play		5.0	4.5
NET YARDS PASSING		150	253
Times thrown — yards lost attempting to pass		6-44	1-4
Gross yards passing		194	257
PASS ATTEMPTS-COMPLETIONS-HAD INTERCEPTED		24-13-0	32-13-2
Average gain per pass play (inc. # thrown passing)		5.0	7.7
PUNTS Number and Average		9-50	6-46
Had Blocked		0	0
FGs — PATs Had Blocked		0-0	0-0
TOTAL RETURN YARDAGE (Not Including Kickoffs)		15	35
No. and Yards Punt Returns		2-13	4-35
No. and Yards Kickoff Returns		2-31	4-84
No. and Yards Interception Returns		2-2	0-0
PENALTIES Number and Yards		5-45	3-20
FUMBLES Number and Lost		1-0	0-0
TOUCHDOWNS		2	2
Rushing		0	1
Passing		2	1
Returns		0	0
EXTRA POINTS Made-Attempts		2-2	2-2
FIELD GOALS Made-Attempts		1-1	2-2
SAFETIES		1	0
FINAL SCORE		17	22
TIME OF POSSESSION		24:31	35:29

1984 AFC DIVISIONAL PLAYOFF GAME

PITTSBURGH 24, DENVER 17

Dec. 30, 1984 • Mile High Stadium • Denver

Weather: Mostly Sunny, 52°, Wind N 7 mph • Attendance: 74,981 • Time: 3:11

Denver had two possessions in the final two minutes of the game but failed to score as Pittsburgh advanced to the Conference Championship game, ending a Broncos season in which they had compiled a franchise-best 13-3 regular season record.

Denver's opportunistic defense recovered two Steeler fumbles in the first quarter. The first one resulted in a Rich Karlis field goal attempt, but it sailed wide right. Pittsburgh fumbled on the next play, and the Broncos recovered again. That turnover led to a 7-yard touchdown pass from John Elway to Jim Wright.

Pittsburgh scored on a 28-yard field goal on the first play of the second period, and just before intermission, the Steelers took the lead on Frank Pollard's 1-yard touchdown plunge.

Denver tied the game early in the third quarter on a 21-yard Karlis field goal. The Broncos regained the lead on their next possession, scoring on a 20-yard pass from Elway to Steve Watson. For the game, Watson gained 177 yards on 11 receptions.

The Steelers then mounted a scoring drive of their own, tying the game at 17-17 on a Mark Malone to Louis Lipps pass late in the quarter. Later, Pittsburgh's Eric Williams intercepted an Elway pass and returned it to the Denver 2-yard line with only 2:45 left in the game. Pollard scored two plays later to give the Steelers the lead 24-17. Denver couldn't move the ball on its final two possessions as time expired.

OFFICIALS

Referee — Fred Wyant (11); Umpire — Art Demmas (78); Line Judge — Vern Marshall (94); Side Judge — Royal Cathcart (16); Head Linesman — Dale Williams (8); Back Judge — Dick Hantak (105); Field Judge — Bob Lewis (18)

STARTING LINEUPS

Pittsburgh Steelers				Denver Broncos			
Offense		Defense		Offense		Defense	
WR 82	J. Stallworth	LE 95	J. Goodman	WR 85	D. Summers	LE 79	B. Chavous
LT 63	P. Rostovsky	NT 67	G. Dunn	LT 70	D. Studdard	NT 68	R. Carter
LG 73	C. Woffley	RE 64	E. Nelson	LG 54	K. Bishop	RE 75	R. Jones
C 52	M. Webster	LOLB 57	M. Merriweather	C 64	B. Bryan	LOLB 50	J. Ryan
RG 74	T. Long	LILB 50	D. Little	RG 60	P. Howard	LILB 55	R. Dennison
RT 62	T. Ilkin	RILB 56	R. Cole	RT 76	K. Lanier	RILB 58	S. Busick
TE 81	D. Nelson	ROLB 53	B. Hinkle	TE 88	C. Kay	ROLB 57	T. Jackson
WR 83	L. Lipps	LCB 49	D. Woodruff	WR 81	S. Watson	LCB 20	L. Wright
QB 16	M. Malone	RCB 41	S. Washington	QB 23	S. Winder	SS 49	D. Smith
RB 34	W. Abercrombie	SS 31	D. Shell	QB 7	J. Elway	FS 43	S. Foley
FB 30	F. Pollard	FS 21	E. Williams	H-B 87	J. Wright	RCB 31	M. Harden

DENVER SUBSTITUTIONS: 1 C. Norman, 3 R. Karlis, 22 T. Lilly, 24 R. Parros, 28 R. Jackson, 33 G. Lang, 39 J. Myles, 45 S. Wilson, 47 G. Willhite, 48 R. Robbins, 52 K. Woodard, 59 D. Comeaux, 61 A. Townsend, 62 M. Freeman, 65 W. Bowyer, 66 S. Garnett, 72 M. Graves, 74 W. Hood, 77 K. Mecklenburg, 80 R. Alexander, 84 C. Sampson, 98 R. Hunley. **DID NOT PLAY:** 8 G. Kubiak, 26 C. Brewer, 67 G. Hyde, 69 B. Manor.

FIELD GOALS (made & missed)

G. Anderson	(28)	40WR	26WL	39WR	R. Karlis	39WR	57S	(21)
VISITOR	Pittsburgh Steelers	1	2	3	4	OT	TOTAL	
HOME	Denver Broncos	0	10	7	7	—	24	
		7	0	10	0	—	17	

Team	Qtr	Elapsed Time	SCORING PLAY	SCORE Visitor Home
BRONCOS	1	8:30	J. Wright 9 yd. pass from J. Elway (R. Karlis, kick) (5-22, 2:25)	0 7
STEELERS	2	0:04	G. Anderson 28 yd. Field Goal (12-62, 6:16)	3 7
STEELERS	2	13:46	F. Pollard 1 yd. run (G. Anderson, kick) (8-78, 1:56)	10 7
BRONCOS	3	2:50	R. Karlis 21 yd. Field Goal (4-0, 1:47)	10 10
BRONCOS	3	7:45	S. Watson 20 yd. pass from J. Elway (R. Karlis, kick) (6-46, 3:01)	10 17
STEELERS	3	11:41	L. Lipps 10 yd. pass from M. Malone (G. Anderson, kick) (7-66, 3:46)	17 17
STEELERS	4	13:01	F. Pollard 2 yd. run (G. Anderson, kick) (3-2, 1:36)	24 17

FINAL BRONCOS DEFENSIVE STATISTICS

(Based on unofficial press box totals)

Player	UT	A	TT	PD	FR	FF	S-Yds	I-Yds	Player	UT	A	TT	PD	FR	FF	S-Yds	I-Yds
D. Smith	9	2	11	0	0	0	0-0	0-0	R. Hunley	2	0	2	0	0	0	0-0	0-0
S. Busick	8	0	8	0	0	0	0-0	0-0	W. Bowyer	1	1	2	0	0	0	0-0	0-0
L. Wright	8	0	8	2	0	0	0-0	0-0	D. Comeaux	1	1	2	0	0	0	0-0	0-0
S. Foley	6	2	8	1	0	0	0-0	0-0	K. Mecklenburg	1	1	2	0	0	0	0-0	0-0
R. Dennison	4	3	7	0	0	0	0-0	0-0	R. Robbins	1	1	2	2	0	0	0-0	0-0
J. Ryan	4	3	7	0	0	0	1-0	0-0	S. Wilson	1	1	2	0	0	0	0-0	0-0
R. Jones	5	0	5	0	0	0	1-12	0-0	T. Lilly	1	0	1	0	0	0	0-0	0-0
M. Harden	4	0	4	1	0	0	0-0	0-0	R. Carter	1	0	1	0	0	0	0-0	0-0
T. Jackson	2	2	4	1	1	0	0-0	0-0	A. Townsend	0	0	0	0	1	0	0-0	0-0
B. Chavous	2	0	2	0	0	0	0-0	0-0	Team Totals	61	17	78	7	2	0	2-12	0-0

FINAL INDIVIDUAL STATISTICS

Pittsburgh Steelers										Denver Broncos									
RUSHING	ATT	YDS	AVG	LG	TD	RUSHING	ATT	YDS	AVG	LG	TD								
F. Pollard	16	99	6.2	23	2	S. Winder	15	37	2.5	9	0								
W. Abercrombie	17	75	4.4	18	0	J. Elway	4	16	4.0	13	0								
E. Veals	1	1	1.0	1	0	G. Willhite	1	1	1.0	1	0								
L. Lipps	1	0	0	0	0	R. Parros	1	0	0.0	0	0								
M. Malone	5	-6	-1.2	0	0	S. Watson	1	-3	-3.0	-3	0								
Total	40	169	4.2	23	2	Total	22	51	2.3	13	0								
PASSING	ATT	CMP	YDS	TKD/ YD	TD	LG	IN	PASSING	ATT	CMP	YDS	TKD/ YD	TD	LG	IN				
M. Malone	28	17	224	2/12	1	25	0	J. Elway	37	19	184	4/37	2	21	2				
								G. Willhite	1	1	52	0/0	0	52	0				
Total	28	17	224	2/12	1	25	0	Total	38	20	236	4/37	2	52	2				
RECEIVING			NO	YDS	LG	TD		RECEIVING			NO	YDS	LG	TD					
L. Lipps			5	86	25	1		S. Watson			11	177	52	1					
F. Pollard			4	48	17	0		S. Winder			4	22	8	0					
J. Stallworth			3	38	14	0		J. Wright			2	16	9	1					
W. Abercrombie			3	18	6	0		G. Willhite			2	12	8	0					
B. Cunningham			1	19	19	0		R. Alexander			1	9	9	0					
R. Thompson			1	15	15	0													
Total			17	224	25	1		Total			20	236	52	2					
INTERCEPTIONS			NO	YDS	LG	TD		INTERCEPTIONS			NO	YDS	LG	TD					
E. Williams			1	28	28	0													
G. Dunn			1	6	6	0													
Total			2	34	28	0		Total			0	0	0	0					
PUNTING	NO	YDS	AVG	TB	IN20	LG		PUNTING	NO	YDS	AVG	TB	IN20	LG					
C. Colquitt	2	85	42.5	0	0	46		C. Norman	4	169	42.3	0	1	51					
TEAM	1	0	0.0	0	0	0													
Total	3	85	28.3	0	0	46		Total	4	169	42.3	0	1	51					
PUNT RETURNS			NO	FC	YDS	LG	TD	PUNT RETURNS			NO	FC	YDS	LG	TD				
L. Lipps			3	0	9	7	0	G. Willhite			2	0	17	17	0				
Returns			3	0	9	7	0	Returns			2	0	17	17	0				
KICKOFF RETURNS			NO	FC	YDS	LG	TD	KICKOFF RETURNS			NO	FC	YDS	LG	TD				
L. Lipps			3	0	73	34	0	G. Willhite			2	0	56	31	0				
R. Eranberg			1	0	29	29	0	Returns			2	0	56	31	0				
Returns			4	0	102	34	0												
Pittsburgh Steelers								Denver Broncos											
FUMBLE	Fum	Own	Yds	TD	FF	Rec.	Yds	TD	Fum	Own	Yds	TD	FF	Rec.	Yds	TD			
M. Malone	2	0	0	0	0	0	0	0	J. Elway	1	1	0	0	0	0	0			
L. Lipps	1	1	0	0	0	0	0	0	A. Townsend	0	0	0	0	1	0	0			
									T. Jackson	0	0	0	0	0	1	0			
									G. Willhite	1	1	0	0	0	0	0			
Total	3	1	0	0	0	0	0	0	Total	2	2	0	0	2	0	0			

FINAL TEAM STATISTICS

TOTAL FIRST DOWNS	VISITOR STEELERS	HOME BRONCOS
By Rushing	25	15
By Passing	12	4
By Penalty	13	11
THIRD DOWN EFFICIENCY	5-13-39%	4-13-31%
FOURTH DOWN EFFICIENCY	0-0-0%	0-1-0%
TOTAL NET YARDS	381	250
Total Offensive Plays (inc. times thrown passing)	70	84
Average gain per offensive play	5.4	3.9
NET YARDS RUSHING	169	51
Total Rushing Plays	40	22
Average gain per rushing play	4.2	2.3
NET YARDS PASSING	212	199
Times thrown — yards lost attempting to pass	2-12	4-37
Gross yards passing	224	236
PASS ATTEMPTS-COMPLETIONS-HAD INTERCEPTED	28-17-0	38-20-2
Average gain per pass play (inc. # thrown passing)	7.1	4.7
PUNTS Number and Average	3-28	4-42
Had Blocked	1	0
FGs — PATs Had Blocked	0-0	0-0
TOTAL RETURN YARDAGE (Not Including Kickoffs)	145	73
No. and Yards Punt Returns	3-9	2-17
No. and Yards Kickoff Returns	4-102	2-56
No. and Yards Interception Returns	2-34	0-0
PENALTIES Number and Yards	4-30	1-5
FUMBLE Number and Lost	3-2	2-0
TOUCHDOWNS	3	2
Rushing	2	0
Passing	1	2
Returns	0	0
EXTRA POINTS Made-Attempts	3-3	2-2
FIELD GOALS Made-Attempts	1-4	1-3
SAFETIES	0	0
FINAL SCORE	24	17
TIME OF POSSESSION	32:52	27:08

1983 AFC WILD CARD PLAYOFF GAME

SEATTLE 31, DENVER 7

Dec. 24, 1983 • Kingdome • Seattle, Wash.

Weather: Indoors • Attendance: 60,752 • Time: 2:53

Seattle broke open a close contest with two second-half Dave Krieg touchdown passes as the Seahawks beat Denver 31-7 in the AFC Wild Card playoff game.

Seattle scored on its first possession of the day with a 17-yard pass from Krieg to Steve Largent. Later in the first quarter, Denver mounted a 9-play, 76-yard drive, scoring on a 13-yard pass from Steve DeBerg to Jesse Myles. Seattle cornerback Kerry Justin intercepted a DeBerg pass on Denver's next drive and the Seahawks drove to the Denver 20-yard line, with Norm Johnson converting a 37-yard field goal.

Denver then drove to the Seattle 4-yard line, but Gerald Willhite fumbled and Seattle recovered, and then ran the remaining time off the clock. The second half belonged to the Seahawks as Krieg passed for two touchdowns and running back David Hughes ran for another, making the final score 31-7.

OFFICIALS

Referee — Red Cashion (43); Umpire — John Keck (67); Line Judge — Dick McKenzie (41); Side Judge — Gil Mace (90); Head Linesman — Sid Semon (109); Back Judge — Don Wedge (28); Field Judge — Bob Wortman (84)

STARTING LINEUPS

Denver Broncos				Seattle Seahawks			
Offense		Defense		Offense		Defense	
WR 84	C. Sampson	LE 79	B. Chavous	TE 88	P. Metzelaars	LE 79	J. Green
LT 70	D. Studdard	NT 68	R. Carter	LT 64	R. Essink	NT 72	J. Nash
LG 54	K. Bishop	RE 75	R. Jones	LG 65	E. Bailey	RE 77	J. Bryant
C 64	B. Bryan	LOLB 50	J. Ryan	C 59	B. Bush	LOLB 58	B. Scholtz
RG 60	P. Howard	RT 72	D. Latimer	RG 61	R. Pratt	LILB 52	J. Norman
RT 76	K. Lanier	RILB 53	R. Gradishar	RT 76	S. August	RILB 53	K. Butler
TE 85	R. Egloff	ROLB 57	T. Jackson	TE 87	C. Young	ROLB 56	G. Gaines
WR 81	S. Watson	LCB 20	L. Wright	WR 80	S. Largent	LCB 26	K. Justin
QB 17	S. DeBerg	RCB 31	M. Harden	QB 17	D. Krieg	RCB 22	D. Brown
RB 23	S. Winder	SS 49	D. Smith	RB 28	C. Warner	SS 45	K. Easley
FB 34	N. Poole	FS 43	S. Foley	FB 32	C. Bryant	FS 44	J. Harris

DENVER SUBSTITUTIONS: 3 R. Karlis, 7 R. Karlis, 11 L. Prestridge, 21 M. Dupree, 28 R. Jackson, 29 W. Myers, 37 S. Trimble, 39 J. Myles, 45 S. Wilson, 46 D. Preston, 47 G. Willhite, 52 K. Woodard, 55 R. Dennison, 56 S. Busick, 59 D. Comeaux, 62 T. Glasic, 63 M. Cooper, 65 W. Bowyer, 66 B. Manor, 67 K. Uecker, 74 J. Baker, 77 K. Mecklenburg, 78 R. Stachowski, 82 Z. Thomas, 83 J. Sawyer, 88 R. Odoms. **DID NOT PLAY:** 8 G. Kubiak.

FIELD GOALS (made (___) & missed)

N. Johnson (37)

VISITOR	Denver Broncos	1	2	3	4	OT	TOTAL
HOME	Seattle Seahawks	7	0	0	0	—	7
		7	3	7	14	—	31

Team	Qtr	Elapsed Time	SCORING PLAY	SCORE
SEAHAWKS	1	4:42	S. Largent 17 yd. pass from D. Krieg (N. Johnson, kick) (8-62, 4:33)	0 7
BRONCOS	1	11:22	J. Myles 13 yd. pass from S. DeBerg (R. Karlis, kick) (9-76, 4:08)	7 7
SEAHAWKS	2	5:35	N. Johnson 37 yd. Field Goal (9-32, 4:33)	7 10
SEAHAWKS	3	7:02	P. Metzelaars 5 yd. pass from D. Krieg (N. Johnson, kick) (5-73, 3:19)	7 17
SEAHAWKS	4	0:04	P. Johns 18 yd. pass from D. Krieg (N. Johnson, kick) (9-61, 4:17)	7 24
SEAHAWKS	4	5:26	D. Hughes 2 yd. run (N. Johnson, kick) (9-64, 4:43)	7 31

FINAL BRONCOS DEFENSIVE STATISTICS

(Based on unofficial press box totals)

Player	UT	A	TT	PD	FR	FF	S-Yds	I-Yds
J. Ryan	6	1	7	0	0	0	0-0	0-0
S. Busick	5	1	6	0	0	0	0-0	0-0
T. Jackson	5	1	6	0	0	0	0-0	0-0
R. Gradishar	4	2	6	0	0	0	0-0	0-0
M. Harden	4	2	6	0	0	0	0-0	0-0
B. Chavous	2	4	6	0	0	0	0-0	0-0
R. Carter	4	1	5	0	0	0	0-0	0-0
D. Latimer	4	1	5	0	0	0	0-0	0-0
S. Foley	2	3	5	0	0	0	0-0	0-0
R. Jones	2	3	5	0	0	0	0-0	0-0
D. Smith	4	0	4	0	0	0	0-0	0-0
L. Wright	2	0	2	0	0	0	0-0	0-0
K. Woodard	2	0	2	0	0	0	1-11	0-0
B. Manor	1	0	1	0	0	0	1-10	0-0
W. Myers	1	0	1	0	0	0	0-0	0-0
Team Totals	48	19	67	0	0	0	2-21	0-0

FINAL INDIVIDUAL STATISTICS

Denver Broncos						
RUSHING	ATT	YDS	AVG	LG	TD	
S. Winder	16	59	3.7	35	0	
N. Poole	7	25	3.6	7	0	
J. Elway	3	16	5.3	11	0	
G. Willhite	5	16	3.2	6	0	
C. Sampson	1	8	8.0	8	0	
S. Watson	1	1	1.0	1	0	
Total	33	125	3.8	35	0	

PASSING	ATT	CMP	YDS	TKD/ YD	TD	LG	IN
S. DeBerg	19	14	131	2/19	1	22	1
J. Elway	15	10	123	0/0	0	31	1
Total	34	24	254	2/19	1	31	2

RECEIVING	NO	YDS	LG	TD
J. Myles	7	73	18	1
S. Watson	4	51	22	0
N. Poole	4	17	8	0
C. Sampson	3	52	31	0
S. Winder	2	13	11	0
Z. Thomas	1	19	19	0
R. Egloff	1	16	16	0
S. Wilson	1	12	12	0
G. Willhite	1	1	1	0
Total	24	254	31	1

INTERCEPTIONS	NO	YDS	LG	TD
---------------	----	-----	----	----

Total	0	0	0	0
-------	---	---	---	---

PUNTING	NO	YDS	AVG	TB	IN20	LG
L. Prestridge	4	191	47.8	0	0	49
Total	4	191	47.8	0	0	49

PUNT RETURNS	NO	FC	YDS	LG	TD
Z. Thomas	3	0	10	6	0
Returns	3	0	10	6	0

KICKOFF RETURNS	NO	FC	YDS	LG	TD
Z. Thomas	4	81	22	0	0
S. Wilson	2	37	20	0	0
Returns	6	118	22	0	0

Denver Broncos	Own				Opp.			Out	
FUMBLES	Fum	Rec.	Yds	TD	FF	Rec.	Yds	TD	Bnds
G. Willhite	1	0	0	0	0	0	0	0	0

Total	1	0	0	0	0	0
-------	---	---	---	---	---	---

Seattle Seahawks						
RUSHING	ATT	YDS	AVG	LG	TD	
C. Warner	23	99	4.3	15	0	
D. Hughes	3	16	5.3	9	1	
C. Bryant	5	15	3.0	4	0	
D. Krieg	3	9	3.0	6	0	
Z. Dixon	3	4	1.3	5	0	
J. Zorn	1	2	2.0	2	0	
Total	38	145	3.8	15	1	

PASSING	ATT	CMP	YDS	TKD/ YD	TD	LG	IN
D. Krieg	13	12	200	2/21	3	41	0
Total	13	12	200	2/21	3	41	0

RECEIVING	NO	YDS	LG	TD
S. Largent	4	76	34	1
C. Warner	3	22	9	0
P. Johns	2	59	41	0
C. Young	2	38	28	0
P. Metzelaars	1	5	51	1

Total	12	200	41	3
-------	----	-----	----	---

INTERCEPTIONS	NO	YDS	LG	TD
K. Justin	1	45	45	0
G. Johnson	1	0	0	0
Total	2	45	45	0

PUNTING	NO	YDS	AVG	TB	IN20	LG
J. West	3	125	41.7	0	0	47
Total	3	125	41.7	0	0	47

PUNT RETURNS	NO	FC	YDS	LG	TD
P. Johns	4	0	58	19	0
Returns	4	0	58	19	0

KICKOFF RETURNS	NO	FC	YDS	LG	TD
Z. Dixon	2	43	31	0	0
Returns	2	43	31	0	0

Seattle Seahawks	Own	Opp.	Out
FUMBLES	Fum	Rec.	Bnds
C. Warner	1	0	0
P. Metzelaars	0	1	0
P. Moyer	0	0	0
Total	1	1	0

FINAL TEAM STATISTICS

VISITOR BRONCOS		HOME SEAHAWKS	
TOTAL FIRST DOWNS			
By Rushing	21	17	
By Passing	5	8	
By Penalty	14	9	
	2	0	
THIRD DOWN EFFICIENCY	9-17-53%	5-10-50%	
FOURTH DOWN EFFICIENCY	1-2-50%	1-1-100%	
TOTAL NET YARDS	360	324	
Total Offensive Plays (inc. times thrown passing)	69	53	
Average gain per offensive play	5.2	6.1	
NET YARDS RUSHING	125	145	
Total Rushing Plays	33	38	
Average gain per rushing play	3.8	3.8	
NET YARDS PASSING	235	179	
Times thrown — yards lost attempting to pass	2-19	2-21	
Gross yards passing	254	200	
PASS ATTEMPTS-COMPLETIONS-HAD INTERCEPTED	34-24-2	13-12-0	
Average gain per pass play (inc. # thrown passing)	6.5	11.9	
PUNTS Number and Average	4-48	3-42	
Had Blocked	0	0	
FGs — PATs Had Blocked	0-0	0-0	
TOTAL RETURN YARDAGE (Not Including Kickoffs)	9-128	8-146	
No. and Yards Punt Returns	3-10	4-58	
No. and Yards Kickoff Returns	6-118	2-43	
No. and Yards Interception Returns	0-0	2-45	
PENALTIES Number and Yards	5-35	3-34	
FUMBLES Number and Lost	1-1	1-0	
TOUCHDOWNS			
Rushing	1	4	
Passing	0	1	
Returns	1	3	
	0	0	
EXTRA POINTS Made-Attempts	1-1	4-4	
FIELD GOALS Made-Attempts	0-0	1-1	
SAFETIES	0	0	
FINAL SCORE	7	31	
TIME OF POSSESSION	30:57	29:03	

1979 AFC WILD CARD PLAYOFF GAME

HOUSTON 13, DENVER 7

Dec. 23, 1979 • Astrodome • Houston, Texas

Weather: Indoors • Attendance: 48,776 • Time: 2:59

Toni Fritsch kicked two field goals to provide the margin of victory as the Houston Oilers played strong second half defense and defeated the Broncos 13-7, earning the Oilers advancement in the American Football Conference playoffs.

Fritsch opened the scoring with a 31-yard first period field goal, but Denver came back to take a 7-3 lead on a 7-yard pass from Craig Morton to running back Dave Preston, an 80-yard drive that took the Broncos 13 plays.

Houston went ahead to stay on a 3-yard burst by Earl Campbell at 14:14 of the second period. However, Campbell was injured on the play and did not return to action in the second half. Oiler quarterback Dan Pastorini and wide receiver Ken Burroughs also left the contest due to injuries, both early in the second half, putting a severe crimp in the Houston attack. But the Broncos were able to move the ball for only 216 yards total offense, and the tenacious Houston defense sacked Morton times for 40 yards in losses as the Oilers held on to win.

Linebacker Bob Swenson intercepted a Gifford Nielsen pass at the Oiler 26-yard line midway through the fourth period, but two sacks of Morton led to a 50-yard field goal attempt by Fred Steinfert. Steinfert's kick hit the upright, and the Oilers later drove for a second field goal by Fritsch, this one of 20 yards, providing the final victory margin.

Denver drove to the Houston 27 at the 2-minute mark, but the Oiler defense again rose to the occasion to stifle the threat and secure the win, eliminating the Broncos from the playoffs.

OFFICIALS

Referee — Gene Barth (14); Umpire — Bob Boylston (101); Line Judge — Bill Reynolds (53); Side Judge — Royal Cathcart (16); Head Linesman — Gil Mace (90); Back Judge — Jim Kearney (107); Field Judge — Bob Lewis (18)

STARTING LINEUPS

Denver Broncos

Houston Oilers

Offense				Defense			
WR 80	R. Upchurch	LE 79	B. Chavous	WR 00	K. Burroughs	DE 69	A. Dorris
LT 70	D. Studdard	NT 68	R. Carter	LT 74	L. Gray	MG 78	C. Culp
LG 62	T. Glassie	RE 66	B. Manor	LG 58	D. Carter	DE 65	E. Belthea
C 64	B. Bryan	LOLB 51	B. Swenson	C 55	C. Mauck	LB 59	T. Washington
RG 60	P. Howard	LILB 59	J. Rizzo	RG 60	E. Fisher	LB 54	G. Bingham
RT 71	C. Minor	RILB 53	R. Gradishar	RT 70	C. Hayman	LB 53	A. Stringer
TE 88	R. Odoms	ROLB 57	T. Jackson	TE 86	M. Barber	LB 52	R. Brazile
WR 25	H. Moses	LC 20	L. Wright	WR 88	R. Caster	CB 33	J.C. Wilson
QB 7	C. Morton	RC 43	S. Foley	QB 7	D. Pastorini	CB 27	G. Sternrick
RB 24	O. Armstrong	SS 36	B. Thompson	RB 45	T. Wilson	SS 32	V. Perry
RB 32	J. Keyworth	WS 29	B. Jackson	RB 34	E. Campbell	WS 37	M. Reinfeldt

DENVER SUBSTITUTIONS: 11 L. Prestridge, 14 N. Weese, 15 J. Turner, 19 F. Steinfert, 23 C. Pane, 30 J. Jensen, 35 L. Canada, 40 C. West, 46 D. Preston, 50 J. Ryan, 55 K. Brown, 56 L. Evans, 58 R. Naima, 63 J. Grant, 65 G. Hyde, 72 D. Latimer, 73 K. Clark, 81 S. Watson, 84 V. Kinney, 85 R. Eglloff, 88 R. Odoms. **DID NOT PLAY:** 12 C. Penrose, 47 G. Atkinson, 78 B. Radford.

FIELD GOALS (made () & missed)

F. Steinfert	50 hit upright	T. Fritsch	(31)	(20)		
			1	2	3	4
VISITOR	Denver Broncos		7	0	0	0
HOME	Houston Oilers		3	7	0	3
						OT
						TOTAL
						7
						13

Team	Qtr	Elapsed Time	SCORING PLAY	SCORE
				Visitor Home
OILERS	1	4:58	T. Fritsch 31 yd. Field Goal (11-64, 4:59)	0 3
BRONCOS	1	11:33	D. Preston 7 yd. pass from C. Morton (J. Turner, kick) (11-80, 6:35)	7 3
OILERS	2	14:14	E. Campbell 3 yd. run (T. Fritsch, kick) (9-74, 1:47)	7 10
OILERS	4	10:42	T. Fritsch 20 yd. Field Goal (6-17, 3:35)	7 13

FINAL BRONCOS DEFENSIVE STATISTICS

(Based on unofficial press box totals)

Player	UT	A	TT	PD	FR	FF	S-Yds	I-Yds
R. Gradishar	12	1	13	2	0	0	0-0	0-0
R. Carter	6	4	10	0	0	0	0-0	0-0
T. Jackson	4	2	6	0	0	0	0-0	0-0
B. Jackson	4	1	5	0	0	0	0-0	0-0
B. Chavous	4	0	4	0	0	0	1-11	0-0
B. Swenson	4	0	4	1	0	0	0-0	1-0
D. Latimer	3	0	3	0	0	0	0-0	0-0
L. Wright	3	0	3	2	0	0	0-0	0-0
S. Foley	2	0	2	2	0	0	0-0	0-0
Team Totals	53	8	61	7	0	0	1-11	2-12

FINAL INDIVIDUAL STATISTICS

Denver Broncos										Houston Oilers									
RUSHING	ATT	YDS	AVG	LG	TD					RUSHING	ATT	YDS	AVG	LG	TD				
O. Armstrong	12	51	4.3	15	0					R. Carpenter	16	59	3.7	9	0				
L. Canada	4	29	7.2	13	0					E. Campbell	16	50	3.1	9	1				
D. Preston	9	24	2.7	7	0					T. Wilson	8	21	2.6	5	0				
J. Jensen	4	5	1.2	3	0					R. Coleman	2	5	2.5	4	0				
R. Upchurch	1	3	3.0	3	0														
C. Morton	2	0	0.0	0	0														
Total	32	112	3.5	15	0					Total	42	135	3.2	9	1				
PASSING	ATT	CMP	YDS	TKD/YD	TD	LG	IN			PASSING	ATT	CMP	YDS	TKD/YD	TD	LG	IN		
C. Morton	27	14	144	6/40	1	25	1			D. Pastorini	18	8	147	1/11	0	41	1		
										G. Nielsen	4	2	9	0/0	0	6	1		
Total	27	14	144	6/40	1	25	1			Total	22	10	158	1/11	0	41	2		
RECEIVING			NO	YDS	LG	TD				RECEIVING			NO	YDS	LG	TD			
D. Preston			4	40	12	1				T. Wilson			4	53	20	0			
H. Moses			3	47	25	0				R. Carpenter			3	26	13	0			
O. Armstrong			2	22	13	0				R. Coleman			1	41	41	0			
R. Odoms			2	3	3	0				M. Barber			1	31	31	0			
R. Eglloff			1	17	17	0				E. Campbell			1	7	7	0			
J. Jensen			1	11	11	0													
L. Canada			1	4	4	0													
Total			14	144	25	1				Total			10	158	41	0			
INTERCEPTIONS			NO	YDS	LG	TD				INTERCEPTIONS			NO	YDS	LG	TD			
B. Thompson			1	12	12	0				G. Bingham			1	15	15	0			
B. Swenson			1	0	0	0													
Total			2	12	12	0				Total			1	15	15	0			
PUNTING	NO	YDS	AVG	TB	IN20	LG				PUNTING	NO	YDS	AVG	TB	IN20	LG			
L. Prestridge	6	266	44.4	0	3	52				C. Parsley	5	216	43.2	0	3	49			
Total	6	266	44.4	0	3	52				Total	5	216	43.2	0	3	49			
PUNT RETURNS	NO	FC	YDS	LG	TD					PUNT RETURNS	NO	FC	YDS	LG	TD				
R. Upchurch	2	0	25	17	0					R. Ellender	5	1	42	17	0				
Returns	2	0	25	17	0					Returns	5	1	42	17	0				
KICKOFF RETURNS	NO	FC	YDS	LG	TD					KICKOFF RETURNS	NO	FC	YDS	LG	TD				
D. Preston	3	56	22	0					C. Hartwig	1	26	26	0						
R. Upchurch	1	27	27	0															
Returns	4	83	27	0					Returns	1	26	26	0						
Denver Broncos	Own				Opp.				Out	Houston Oilers	Own				Opp.				Out
FUMBLES	Fum	Rec.	Yds	TD	FF	Rec.	Yds	TD	Bnds	FUMBLES	Fum	Rec.	Yds	TD	FF	Rec.	Yds	TD	Bnds
C. Morton	1	1	0	0	0	0	0	0	0	C. Morton	0	0	0	0	0	0	0	0	0
Total	1	1	0	0	0	0	0	0	0	Total	0	0	0	0	0	0	0	0	0

FINAL TEAM STATISTICS

VISITOR BRONCOS	HOME OILERS
TOTAL FIRST DOWNS	17
By Rushing	7
By Passing	9
By Penalty	1
THIRD DOWN EFFICIENCY	4-13-31%
FOURTH DOWN EFFICIENCY	0-1-0%
TOTAL NET YARDS	282
Total Offensive Plays (inc. times thrown passing)	65
Average gain per offensive play	3.3
NET YARDS RUSHING	135
Total Rushing Plays	32
Average gain per rushing play	3.5
NET YARDS PASSING	147
Times thrown — yards lost attempting to pass	6-40
Gross yards passing	144
PASS ATTEMPTS-COMPLETIONS-HAD INTERCEPTED	27-14-1
Average gain per pass play (inc. # thrown passing)	3.1
PUNTS Number and Average	5-45
Had Blocked	0
FGs — PATs Had Blocked	0
TOTAL RETURN YARDAGE (Not Including Kickoffs)	37
No. and Yards Punt Returns	2-25
No. and Yards Kickoff Returns	4-83
No. and Yards Interception Returns	2-12
PENALTIES Number and Yards	7-70
FUMBLES Number and Lost	1-0
TOUCHDOWNS	1
Rushing	0
Passing	1
Returns	0
EXTRA POINTS Made-Attempts	1-1
FIELD GOALS Made-Attempts	0-1
SAFETIES	0
FINAL SCORE	7
TIME OF POSSESSION	27:38

1978 AFC DIVISIONAL PLAYOFF GAME

PITTSBURGH 33, DENVER 10

Dec. 30, 1978 • Three Rivers Stadium • Pittsburgh, Pa.

Weather: Light Rain, 33°, Wind S 5 mph • Attendance: 48,921 • Time: 3:02

Two fourth-quarter touchdown passes by Pittsburgh quarterback Terry Bradshaw lifted the Steelers to a 33-10 victory over the Denver Broncos and into the American Football Conference Championship game.

Bradshaw's scoring tosses included a 45-yard bomb to John Stallworth and a 38-yarder to Lynn Swann, capping a brilliant performance by the Pittsburgh passer.

The Broncos took the early lead on a 37-yard Jim Turner field goal, but Pittsburgh's Franco Harris ran for two touchdowns — a 1-yarder and an 18-yarder — and Roy Gerela kicked a 24-yard field goal to give the Steelers a 16-3 advantage. Denver cut the margin to 16-10 on a 3-yard Dave Preston touchdown run, but Gerela kicked another field goal to make the halftime margin 19-10.

Denver threatened to come closer in the third period, but Turner's 29-yard field goal attempt was blocked, and Bradshaw's passing sealed Denver's fate early in the final stanza.

The Steelers rolled to 425 yards total offense, with Bradshaw accounting for 272 through the air — 156 on 10 receptions by Stallworth.

The eventual World Champion Steelers limited the Broncos' ground game to just 87 yards in earning the right to play the Houston Oilers for the AFC crown the following week.

OFFICIALS

Referee — Gene Barth (14); Umpire — Gordon Wells (89); Line Judge — Bob Beeks (59); Side Judge — Royal Cathcart (16); Head Linesman — Ed Marion (26); Back Judge — John Fouch (45); Field Judge — Dick Dolack (31)

STARTING LINEUPS

Denver Broncos

Offense		Defense	
WR 82	J. Dolbin	LE 79	B. Chavous
LT 71	C. Minor	NT 68	R. Carter
LG 62	T. Glassic	RE 77	L. Alzado
C 64	B. Bryan	LOLB 51	B. Swenson
RG 60	P. Howard	LILB 59	J. Rizzo
RT 76	T. Neville	RILB 53	R. Gradishar
TE 88	R. Odoms	ROLB 57	T. Jackson
WR 25	H. Moses	LC 20	L. Wright
QB 7	C. Morton	RC 43	S. Foley
RB 41	R. Lytle	SS 36	B. Thompson
RB 32	J. Keyworth	WS 29	B. Jackson

DENVER SUBSTITUTIONS: 10 B. Dilts, 14 N. Weese, 15 J. Turner, 23 C. Pane, 27 M. Harvey, 33 L. Perrin, 35 L. Canada, 40 C. West, 46 D. Preston, 50 B. Maples, 55 G. Turk, 56 L. Evans, 58 R. Nairne, 63 J. Grant, 65 G. Hyde, 80 R. Upchurch, 84 V. Kinney, 87 B. Moore. **DID NOT PLAY:** 12 C. Penrose, 24 O. Armstrong, 66 B. Manor, 67 S. Schindler.

Pittsburgh Steelers

Offense		Defense	
WR 82	J. Stallworth	LE 68	L. Greenwood
LT 55	J. Kolb	LT 75	J. Greene
LG 57	S. Davis	RT 64	S. Fumess
C 52	M. Webster	RE 76	J. Banaszak
RG 74	R. Pinney	LLB 59	J. Ham
RT 79	L. Brown	MLB 58	J. Lambert
TE 84	R. Grossman	RLB 56	R. Cole
WR 88	L. Swann	LCB 29	R. Johnson
QB 12	T. Bradshaw	RCB 47	M. Blount
RB 20	R. Bleier	SS 31	D. Shell
RB 32	F. Harris	FS 23	M. Wagner

FIELD GOALS (made () & missed)

		R. Gerela (24) (27)				OT	TOTAL
		1	2	3	4		
VISITOR	Denver Broncos	3	7	0	0	—	10
HOME	Pittsburgh Steelers	6	13	0	14	—	33

Team	Qtr	Elapsed Time	SCORING PLAY	SCORE	
				Visitor	Home
BRONCOS	1	9:10	J. Turner 37 yd. Field Goal (5-6, 3:41)	3	0
STEELERS	1	12:27	F. Harris 1 yd. run (kick failed) (8-66, 3:17)	3	6
STEELERS	2	1:36	F. Harris 18 yd. run (R. Gerela, kick) (4-43, 2:05)	3	13
STEELERS	2	8:54	R. Gerela 24 yd. Field Goal (8-38, 3:20)	3	16
BRONCOS	2	13:04	D. Preston 3 yd. run (J. Turner, kick) (4-49, 2:00)	10	16
STEELERS	2	14:53	R. Gerela 27 yd. Field Goal (7-45, 1:49)	10	19
STEELERS	4	3:29	J. Stallworth 45 yd. pass from T. Bradshaw (R. Gerela, kick) (4-71, 2:14)	10	26
STEELERS	4	4:03	L. Swann 38 yd. pass from T. Bradshaw (R. Gerela, kick) (2-29, 0:21)	10	33

FINAL BRONCOS DEFENSIVE STATISTICS

(Based on unofficial press box totals)

Player	UT	A	TT	PD	FR	FF	S-Yds	I-Yds	Player	UT	A	TT	PD	FR	FF	S-Yds	I-Yds
R. Gradishar	8	5	13	0	0	0	0-0	0-0	J. Grant	3	1	4	0	0	0	0-0	0-0
S. Foley	7	2	9	1	0	0	0-0	0-0	B. Manor	3	1	4	0	0	0	0-0	0-0
B. Swenson	6	3	9	1	0	0	0-0	1-4	B. Thompson	3	1	4	1	0	0	0-0	0-0
J. Rizzo	6	2	8	0	0	0	0-0	0-0	R. Carter	2	1	3	0	0	0	0-0	0-0
L. Wright	5	1	6	1	0	0	0-0	0-0	B. Jackson	2	1	3	1	1	0	0-0	0-0
L. Alzado	4	2	6	0	0	0	0-0	0-0	G. Turk	2	0	2	0	0	0	0-0	0-0
T. Jackson	4	2	6	1	0	0	0-0	0-0	C. West	1	0	1	0	0	0	0-0	0-0
B. Chavous	3	2	5	0	0	0	0-0	0-0	C. Latimer	1	0	1	0	0	0	0-0	0-0
L. Evans	3	1	4	0	0	0	0-0	0-0	Team Totals	63	25	98	6	1	0	0-0	1-4

FINAL INDIVIDUAL STATISTICS

Denver Broncos										Pittsburgh Steelers												
RUSHING	ATT	YDS	AVG	LG	TD					RUSHING	ATT	YDS	AVG	LG	TD							
N. Weese	4	43	10.7	12	0					F. Harris	24	105	4.4	18	2							
D. Preston	4	14	3.5	10	0					R. Bleier	8	26	3.2	8	0							
J. Keyworth	5	6	1.2	4	0					R. Moser	2	6	3.0	3	0							
R. Lytle	6	6	1.0	6	0					T. Bradshaw	2	4	2.0	4	0							
L. Perrin	1	3	3.0	3	0					S. Thornton	2	4	2.0	3	0							
O. Armstrong	1	3	3.0	3	0					J. Deloplaire	1	4	4.0	4	0							
L. Canada	1	3	3.0	3	0					J. Smith	1	4	4.0	4	0							
Total	27	87	3.2	12	1					Total	40	153	3.8	18	2							
PASSING	ATT	CMP	YDS	TKD/YD	TD	LG	IN					PASSING	ATT	CMP	YDS	TKD/YD	TD	LG	IN			
N. Weese	16	8	118	5/30	0	28	0					T. Bradshaw	29	16	272	0/0	2	45	1			
C. Morton	5	3	34	1/7	0	19	0					Total	29	16	272	0/0	2	45	1			
B. Dilts	1	1	16	0/0	0	16	0					RECEIVING			NO	YDS	LG	TD				
Total	22	12	168	6/37	0	28	0					J. Stallworth			10	156	45	1				
RECEIVING			NO <th>YDS<th>LG<th>TD</th><th colspan="4"></th><th>R. Grossman<td colspan="2"></td><td>4</td><td>64</td><td>22</td><td>0</td></th></th></th>	YDS <th>LG<th>TD</th><th colspan="4"></th><th>R. Grossman<td colspan="2"></td><td>4</td><td>64</td><td>22</td><td>0</td></th></th>	LG <th>TD</th> <th colspan="4"></th> <th>R. Grossman<td colspan="2"></td><td>4</td><td>64</td><td>22</td><td>0</td></th>	TD					R. Grossman <td colspan="2"></td> <td>4</td> <td>64</td> <td>22</td> <td>0</td>			4	64	22	0					
J. Dolbin			4	77	28	0					L. Swann			2	52	38	1					
H. Moses			2	33	19	0					Total			16	272	45	2					
D. Preston			2	19	16	0					INTERCEPTIONS			NO <th>YDS<th>LG<th>TD</th></th></th>	YDS <th>LG<th>TD</th></th>	LG <th>TD</th>	TD					
L. Perrin			2	16	11	0					Total			0	0	0	0					
R. Odoms			1	24	24	0					PUNTING	NO <th>YDS<th>AVG<th>TB<th>IN20</th><th>LG</th></th></th></th>	YDS <th>AVG<th>TB<th>IN20</th><th>LG</th></th></th>	AVG <th>TB<th>IN20</th><th>LG</th></th>	TB <th>IN20</th> <th>LG</th>	IN20	LG					
R. Lytle			1	-1	-1	0					C. Colquitt	2	72	36.0	0	1	38					
Total			12	168	28	0					Total	2	72	36.0	0	1	38					
INTERCEPTIONS			NO <th>YDS<th>LG<th>TD</th><th colspan="4"></th><th>PUNT RETURNS</th><th>NO<th>FC<th>YDS<th>LG<th>TD</th></th></th></th></th></th></th>	YDS <th>LG<th>TD</th><th colspan="4"></th><th>PUNT RETURNS</th><th>NO<th>FC<th>YDS<th>LG<th>TD</th></th></th></th></th></th>	LG <th>TD</th> <th colspan="4"></th> <th>PUNT RETURNS</th> <th>NO<th>FC<th>YDS<th>LG<th>TD</th></th></th></th></th>	TD					PUNT RETURNS	NO <th>FC<th>YDS<th>LG<th>TD</th></th></th></th>	FC <th>YDS<th>LG<th>TD</th></th></th>	YDS <th>LG<th>TD</th></th>	LG <th>TD</th>	TD						
B. Swenson			1	4	4	0					T. Bell	3	1	7	4	0						
B. Thompson			0	6	6	0					J. Deloplaire	1	0	21	21	0						
Total			1	10	6	0					J. Smith	0	1	0	0	0						
PUNTING	NO	YDS	AVG	TB	IN20	LG					Returns <td colspan="2"></td> <td>4</td> <td>2</td> <td>28</td> <td>21</td> <td>0</td>			4	2	28	21	0				
B. Dilts	6	204	34.0	0	1	43					KICKOFF RETURNS	NO	FC	YDS <th>LG<th>TD</th></th>	LG <th>TD</th>	TD						
Total	6	204	34.0	0	1	43					L. Anderson	2	57	30	0	0						
PUNT RETURNS	NO	FC	YDS <th>LG<th>TD</th><th colspan="5"></th><td>S. Thornton</td><td>1</td><td>8</td><td>8</td><td>0</td><td>0</td></th>	LG <th>TD</th> <th colspan="5"></th> <td>S. Thornton</td> <td>1</td> <td>8</td> <td>8</td> <td>0</td> <td>0</td>	TD						S. Thornton	1	8	8	0	0						
R. Upchurch	2	0	30	22	0						Total			3	65	30	0					
Returns <td colspan="2"></td> <td>2</td> <td>0</td> <td>30</td> <td>22</td> <td>0</td> <td colspan="4"></td> <th>FUMBLES</th> <th>Fum<th>Own</th><th>Rec.</th><th>Yds<th>TD</th><th>FF<th>Rec.</th><th>Yds<th>TD</th><th>Bnds</th></th></th></th></th>			2	0	30	22	0					FUMBLES	Fum <th>Own</th> <th>Rec.</th> <th>Yds<th>TD</th><th>FF<th>Rec.</th><th>Yds<th>TD</th><th>Bnds</th></th></th></th>	Own	Rec.	Yds <th>TD</th> <th>FF<th>Rec.</th><th>Yds<th>TD</th><th>Bnds</th></th></th>	TD	FF <th>Rec.</th> <th>Yds<th>TD</th><th>Bnds</th></th>	Rec.	Yds <th>TD</th> <th>Bnds</th>	TD	Bnds
KICKOFF RETURNS	NO	FC	YDS <th>LG<th>TD</th><th colspan="5"></th><td>D. Shell</td><td>0</td><td>0</td><td>0</td><td>0</td><td>0</td><td>1</td><td>0</td><td>0</td><td>0</td><td>0</td></th>	LG <th>TD</th> <th colspan="5"></th> <td>D. Shell</td> <td>0</td> <td>0</td> <td>0</td> <td>0</td> <td>0</td> <td>1</td> <td>0</td> <td>0</td> <td>0</td> <td>0</td>	TD						D. Shell	0	0	0	0	0	1	0	0	0	0	
R. Upchurch	3	47	24	0	0						T. Bell	1	0	0	0	0	0	0	0	0	0	
L. Perrin	1	18	18	0	0						T. Dungy	0	1	0	0	0	0	0	0	0	0	
J. Keyworth	1	5	5	0	0						T. Bradshaw	2	1	-12	0	0	0	0	0	0	0	
G. Pane	1	0	0	0	0						R. Bleier	1	0	0	0	0	0	0	0	0	0	
Returns			6	70	24	0					R. Grossman	0	1	0	0	0	0	0	0	0	0	
Denver Broncos	Own	Rec.	Yds <th>TD</th> <th>FF</th> <th>Rec.</th> <th>Yds<th>TD</th><th>Out</th><th>Pittsburgh Steelers</th><th>Own</th><th>Rec.</th><th>Yds<th>TD</th><th>FF</th><th>Rec.</th><th>Yds<th>TD</th><th>Out</th></th></th></th>	TD	FF	Rec.	Yds <th>TD</th> <th>Out</th> <th>Pittsburgh Steelers</th> <th>Own</th> <th>Rec.</th> <th>Yds<th>TD</th><th>FF</th><th>Rec.</th><th>Yds<th>TD</th><th>Out</th></th></th>	TD	Out	Pittsburgh Steelers	Own	Rec.	Yds <th>TD</th> <th>FF</th> <th>Rec.</th> <th>Yds<th>TD</th><th>Out</th></th>	TD	FF	Rec.	Yds <th>TD</th> <th>Out</th>	TD	Out			
FUMBLES	Fum	Rec.	Yds	TD	FF	Rec.	Yds	TD	Bnds	D. Shell	0	0	0	0	0	1	0	0	0			
L. Canada	1	0	0	0	0	0	0	0	0	T. Bell	1	0	0	0	0	0	0	0	0			
T. Jackson	0	0	0	0	0	1	0	0	0	T. Dungy	0	1	0	0	0	0	0	0	0			
R. Upchurch	1	0	0	0	0	0	0	0	0	T. Bradshaw	2	1	-12	0	0	0	0	0	0			
Total	2	0	0	0	0	1	0	0	0	R. Bleier	1	0	0	0	0	0	0	0	0			
										R. Grossman	0	1	0	0	0	0	0	0	0			
										D. Winston	0	0	0	0	0	1	0	0	0			
Total	4	3	-12	0	0	2	0	0	0	Total	4	3	-12	0	0	2	0	0	0			

FINAL TEAM STATISTICS

	VISITOR BRONCOS	HOME STEELERS
TOTAL FIRST DOWNS	15	24
By Rushing	5	9
By Passing	8	11
By Penalty	2	4
THIRD DOWN EFFICIENCY	3-14-21%	6-14-43%
FOURTH DOWN EFFICIENCY	1-2-50%	3-4-75%
TOTAL NET YARDS	218	425
Total Offensive Plays (inc. times thrown passing)	55	69
Average gain per offensive play	3.9	6.1
NET YARDS RUSHING	87	153
Total Rushing Plays	27	40
Average gain per rushing play	3.2	3.8
NET YARDS PASSING	131	272
Times thrown - yards lost attempting to pass	6-37	0-0
Gross yards passing	168	272
PASS ATTEMPTS-COMPLETIONS-HAD INTERCEPTED	22-12-0	29-16-1
Average gain per pass play (inc. # thrown passing)	4.8	9.4
PUNTS Number and Average	6-34	2-36
Had Blocked	0	0
FGs - PATs Had Blocked	1-0	0-0
TOTAL RETURN YARDAGE (Not Including Kickoffs)	110	93
No. and Yards Punt Returns	2-30	4-28
No. and Yards Kickoff Returns	6-70	3-65
No. and Yards Interception Returns	1-10	0-0
PENALTIES Number and Yards	8-104	11-88
FUMBLES Number and Lost	2-2	4-1
TOUCHDOWNS		
Rushing	1	4
Passing	2	1
	0	2
EXTRA POINTS Made-Attempts	1-1	3-4
FIELD GOALS Made-Attempts	1-2	2-2
FINAL SCORE	10	33
TIME OF POSSESSION	29:38	30:21

SUPER BOWL XII

DALLAS 27, DENVER 10

Jan. 15, 1978 • Louisiana Superdome • New Orleans, La.

Weather: Indoors • Attendance: 76,400 • Time: 3:32

The Dallas Cowboys evened their Super Bowl record at 2-2 by defeating the Denver Broncos 27-10 before a sellout crowd of 76,400, plus 90 million television viewers, the largest audience ever to watch a sporting event.

Dallas converted two pass interceptions — by safety Randy Hughes and cornerback Aaron Kyle — into 10 points and Efren Herrera added a 35-yard field goal to give the Cowboys a 13-0 half-time advantage. The Denver offense had trouble getting untracked against the hard-hitting Cowboy defense. The Broncos lost three fumbles and were intercepted twice on their last five possessions of the first half.

The Broncos came back momentarily at the outset of the third period. Craig Morton engineered a drive to the Cowboys 30-yard line from where Jim Turner booted a 47-yard field goal to make the score 13-3. After an exchange of punts, Dallas wide receiver Butch Johnson made a spectacular diving catch in the end zone to complete a 45-yard pass from Roger Staubach to put the Cowboys ahead 20-3.

However, the momentum swung back to the Broncos as Rick Upchurch returned the kickoff 67 yards to the Dallas 26. On the second play of the series, Norris Weese relieved Craig Morton at quarterback. Morton, who was intercepted only eight times during the regular season, had thrown a Super Bowl record four interceptions. Weese guided the Broncos to a touchdown — a 1-yarder by Ron Lytle — to cut the Dallas lead to 20-10 with 5:39 left in the third quarter.

But Dallas clinched the victory when running back Robert Newhouse threw a 29-yard touchdown pass to Golden Richards on an option play with 7:04 remaining in the game. It was the first pass thrown by Newhouse since the 1975 regular season. The Cowboys' offense amassed 325 yards while the defense limited the Broncos to 156 in a game that saw the Cowboys control the ball 38:34 to Denver's 21:26.

Roger Staubach completed 17 of 25 passes for 183 yards while Harvey Martin and Randy White — who were named co-MVPs — led the Cowboys defense which recovered four fumbles and intercepted four passes.

OFFICIALS

Referee — Jim Tunney (32); Umpire — Joe Connell (57); Line Judge — Art Holst (33); Head Linesman — Tony Veteri (36); Back Judge — Ray Douglas (5); Field Judge — Bob Wortman (84)

STARTING LINEUPS

Dallas Cowboys				Denver Broncos			
Offense		Defense		Offense		Defense	
WR 86	B. Johnson	LE 72	E. Jones	WR 82	J. Dolbin	LE 79	B. Chavous
LT 73	R. Neely	LT 75	J. Pugh	LT 74	A. Maurer	NT 68	R. Carter
LG 68	H. Scott	RT 54	R. White	LG 62	T. Glassic	RE 77	L. Alzado
C 62	J. Fitzgerald	RE 79	H. Martin	C 52	M. Montler	LCLB 51	B. Swenson
RG 64	T. Rafferty	LLB 56	T. Henderson	RG 60	P. Howard	LILB 59	J. Rizzo
RT 67	P. Donovan	MLB 53	B. Breunig	RT 71	C. Minor	RILB 53	R. Gradishar
TE -89	B. DuPree	LB 50	D.D. Lewis	TE 88	R. Odoms	ROLB 57	T. Jackson
WR 88	D. Pearson	LCLB 31	B. Barnes	WR 25	H. Moses	LCB 20	L. Wright
QB 12	R. Staubach	RCB 25	A. Kyle	QB 7	C. Morton	RCB 43	S. Foley
RB 33	T. Dorsett	SS 41	C. Waters	RB 24	O. Armstrong	SS 36	B. Thompson
RB 44	R. Newhouse	FS 43	C. Harris	RB 32	J. Keyworth	FS 29	B. Jackson

DENVER SUBSTITUTIONS: 10 B. Dilts, 14 N. Weese, 15 J. Turner, 21 R. Polt, 30 J. Jensen, 35 L. Perrin, 40 R. Rich, 41 R. Lytle, 50 B. Maples, 55 G. Turk, 56 L. Evans, 58 R. Nairne, 63 J. Grant, 65 G. Hyde, 66 B. Manor, 70 P. Smith, 73 H. Allison, 80 R. Upchurch, 85 R. Eglott, 86 J. Schultz. **DID NOT PLAY:** 12 C. Penrose. **INACTIVE:** 26 L. Riley, 67 S. Schindler.

FIELD GOALS (made (___) & missed)

		J. Turner (47)			
E. Herrera	(35) (43) 43WL 32WR 44WL	1	2	3	4
VISITOR	Dallas Cowboys	10	3	7	7
HOME	Denver Broncos	0	0	10	0

		SCORE	
Team	Qtr	Elapsed Time	Visitor Home
COWBOYS	1	10:31	T. Dorsett 3 yd. run (E. Herrera, kick) (5-25, 2:40)
COWBOYS	1	13:29	E. Herrera 35 yd. Field Goal (6-17, 1:56)
COWBOYS	2	3:44	E. Herrera 43 yd. Field Goal (8-32, 3:31)
BRONCOS	3	2:28	J. Turner 47 yd. Field Goal (9-35, 2:28)
COWBOYS	3	8:01	B. Johnson 45 yd. pass from R. Staubach (E. Herrera, kick) (6-58, 2:29)
BRONCOS	3	9:21	R. Lytle 1 yd. run (J. Turner, kick) (5-26, 1:20)
COWBOYS	4	7:56	G. Richards 29 yd. pass from R. Newhouse (E. Herrera, kick) (1-29, 0:07)

FINAL BRONCOS DEFENSIVE STATISTICS

(Based on unofficial press box totals)

Player	UT	A	TT	PD	FR	FF	S-Yds	I-Yds	Player	UT	A	TT	PD	FR	FF	S-Yds	I-Yds
J. Rizzo	6	3	9	1	0	0	0-0	0-0	P. Smith	2	1	3	0	0	0	0-0	0-0
R. Carter	6	2	8	0	1	0	2-10	0-0	B. Chavous	2	0	2	0	0	0	0-0	0-0
R. Gradishar	5	3	8	1	0	0	0-0	0-0	J. Grant	2	0	2	0	0	0	0-0	0-0
T. Jackson	7	7	1	1	0	0	-9	0-0	S. Foley	1	1	2	0	0	0	0-0	0-0
L. Alzado	6	1	7	0	0	0	2-16	0-0	R. Polt	1	1	2	0	0	0	0-0	0-0
B. Jackson	5	2	7	1	0	0	0-0	0-0	R. Rich	1	1	2	0	0	0	0-0	0-0
B. Swenson	4	2	6	1	0	0	0-0	0-0	R. Nairne	1	0	1	0	0	0	0-0	0-0
B. Thompson	3	2	5	2	0	0	0-0	0-0	B. Manor	1	0	1	0	0	0	0-0	0-0
L. Wright	3	2	5	2	0	0	0-0	0-0	Team Totals	56	21	77	9	2	0	5-35	0-0

FINAL INDIVIDUAL STATISTICS

Dallas Cowboys										Denver Broncos											
RUSHING	ATT	YDS	AVG	LG	TD					RUSHING	ATT	YDS	AVG	LG	TD						
T. Dorsett	15	66	4.4	19	1					R. Lytle	10	35	3.5	16	1						
R. Newhouse	14	55	3.9	10	0					O. Armstrong	7	27	3.9	18	0						
D. White	1	13	13.0	13	0					N. Weese	3	26	8.7	10	0						
P. Pearson	3	11	3.7	5	0					J. Jensen	1	16	16.0	16	0						
R. Staubach	3	6	2.0	5	0					J. Keyworth	5	9	1.8	6	0						
S. Laidlaw	1	1	1.0	1	0					L. Perrin	3	8	2.7	4	0						
B. Johnson	1	-9	-9.0	-9	0																
Total	38	143	3.8	19	1					Total	29	121	4.2	18	1						
PASSING	ATT	CMP	YDS	TKD/YD	TD	LG	IN			PASSING	ATT	CMP	YDS	TKD/YD	TD	LG	IN				
R. Staubach	25	17	183	5/35	1	45t	0			C. Morton	15	4	39	2/20	0	21	4				
D. White	2	1	5	0/0	0	5	0			N. Weese	10	4	22	2/6	0	9	0				
R. Newhouse	1	1	29	0/0	1	29t	0														
Total	28	19	217	5/35	2	45t	0			Total	25	8	61	4/26	0	21	4				
RECEIVING	NO		YDS	LG	TD					RECEIVING	NO		YDS	LG	TD						
P. Pearson	5		37	11	0					J. Dolbin	2		24	15	0						
B. DuPree	4		66	19	0					R. Odoms	2		9	10	0						
R. Newhouse	3		-1	5	0					H. Moses	1		21	21	0						
B. Johnson	2		53	45t	1					R. Upchurch	1		9	9	0						
G. Richards	2		38	29t	1					J. Jensen	1		5	5	0						
T. Dorsett	2		11	15	0					L. Perrin	1		-7	-7	0						
D. Pearson	1		13	13	0																
Total	19		217	45t	2					Total	8		61	21	0						
INTERCEPTIONS	NO		YDS	LG	TD					INTERCEPTIONS	NO		YDS	LG	TD						
M. Washington	1		27	27	0																
A. Kyle	1		19	19	0																
B. Barnes	1		0	0	0																
R. Hughes	1		0	0	0																
Total	4		46	27	0					Total	0		0	0	0						
PUNTING	NO		YDS	AVG	TB	IN20	LG			PUNTING	NO		YDS	AVG	TB	IN20	LG				
D. White	5		208	41.6	0	0	53			B. Dilts	4		153	38.2	1	46					
Total	5		208	41.6	0	0	53			Total	4		153	38.2	1	46					
PUNT RETURNS	NO		FC	YDS	LG	TD				PUNT RETURNS	NO		FC	YDS	LG	TD					
T. Hill	1		1	0	0	0				R. Upchurch	3		0	22	8	0					
										J. Schultz	1		0	0	0	0					
Returns	1		0	0	0				Returns	3		22	8	0							
KICKOFF RETURNS	NO		FC	YDS	LG	TD				KICKOFF RETURNS	NO		FC	YDS	LG	TD					
B. Johnson	2		29	15	0				R. Upchurch	3		94	67	0							
L. Brinson	1		22	22	0				J. Schultz	2		62	37	0							
									J. Jensen	1		17	17	0							
Returns	3		51	22	0				Returns	6		173	67	0							
Dallas Cowboys										Denver Broncos											
FUMBLES	Fum	Own	Rec.	Yds	TD	FF	Opp. Rec.	Yds	TD	Out Bnds	FUMBLES	Fum	Own	Rec.	Yds	TD	FF	Opp. Rec.	Yds	TD	Out Bnds
B. Johnson	2	2	0	0	0	0	0	0	0	0	J. Schultz	1	0	0	0	0	0	0	0	0	0
T. Hill	1	1	0	0	0	0	0	0	0	0	J. Dolbin	1	0	0	0	0	0	0	0	0	0
T. Dorsett	1	0	0	0	0	0	0	0	0	0	R. Odoms	1	0	0	0	0	0	0	0	0	0
B. DuPree	1	0	0	0	0	0	0	0	0	0	N. Weese	1	0	0	0	0	0	0	0	0	0
R. Staubach	1	0	0	0	0	0	0	0	0	0	T. Jackson	0	0	0	0	0	0	0	0	0	0
J. Fitzgerald	0	1	0	0	0	0	0	0	0	0	R. Carter	0	0	0	0	0	1	0	0	0	0
B. Huther (1-0), R. Hughes (2-21) and A. Kyle (1+0) each had opponent recoveries																					
Total	6	4	0	0	0	0	0	0	0	0	Total	4	0	0	0	0	2	0	0	0	0

1977 AFC CHAMPIONSHIP GAME

DENVER 20, OAKLAND 17

Jan. 1, 1978 • Mile High Stadium • Denver

Weather: Mostly Sunny, 18°, Wind NE 3 mph • Attendance: 74,982 • Time: 2:55

Denver quarterback Craig Morton threw two touchdown passes to Haven Moses as the Broncos defeated the defending NFL Champion Oakland Raiders 20-17 and moved into their first Super Bowl.

Morton, who was drafted and spent nine-and-a-half years with the Cowboys, would face his former Dallas teammates after completing 10 of 20 passes for 224 yards. It would be the second meeting in five weeks for these two teams — Dallas won 14-6 in the regular season finale as Morton played only the opening series due to a bruised hip.

On a sunny, 18-degree day before 74,982 Denver partisans, the Raiders scored on their initial possession as Errol Mann kicked a 20-yard field goal to climax an 18-play drive. Morton hit Moses for their first scoring hookup two plays later on a 74-yard touchdown bomb, and the Broncos were on top to stay.

Denver took advantage of two Oakland turnovers in the second half to win its second game in three meetings with Raiders during the 1977 season. Defensive end Brison Manor recovered running back Clarence Davis' fumble at the Oakland 17 and running back Jon Keyworth scored from the 1-yard line to increase the margin to 14-3 in the third quarter.

Oakland quarterback Ken Stabler hit tight end Dave Casper on the first of two scoring passes to narrow the lead to 14-10 with 39 seconds elapsed in the final period. But on Oakland's next possession, linebacker Bob Swenson intercepted a Stabler pass and ran to the Raiders' 14. Morton then threw 12 yards to Moses for the Broncos' final touchdown. Oakland finished the scoring on the next series as Stabler threw 17 yards to Casper for the game's last touchdown.

Denver controlled the ball for the final 3:08 and gave Red Miller the AFC title in his first year as head coach. Moses, a 10-year veteran, had 5 receptions for 168 yards. The Denver defense, which was No. 1 against the rush in the NFL during the regular season, held the Raiders to 94 yards on the ground.

OFFICIALS

Referee — Chuck Heberling (46); Umpire — Ralph Morcroft (15); Line Judge — Bruce Alford (24); Head Linesman — Ed Marion (26); Back Judge — Stan Javie (29); Field Judge — Arman Terzian (23)

STARTING LINEUPS

Oakland Raiders

Offense		Defense	
WR 21	C. Branch	LE 72	J. Matuszak
LT 78	A. Shell	ME 74	D. Rowe
LG 63	G. Upshaw	RE 60	O. Sistrunk
C 50	D. Dalby	LB 52	F. Rice
RG 64	G. Buehler	LB 58	M. Johnson
RT 70	H. Lawrence	LB 39	W. Hall
TE 87	D. Casper	LB 83	T. Hendricks
WR 25	F. Biletnikoff	CB 37	L. Hayes
QB 12	K. Stabler	CB 24	W. Brown
RB 28	C. Davis	S 26	S. Thomas
RB 30	M. van Eeghen	S 32	J. Tatum

Denver Broncos

Offense		Defense	
WR 82	J. Dolbin	DE 79	B. Chavous
LT 74	A. Maurer	NT 68	R. Carter
LG 62	T. Glassic	DE 77	L. Alzado
C 52	M. Montler	LB 53	R. Gradishar
RG 60	P. Howard	LB 51	B. Swenson
RT 71	C. Minor	LB 57	T. Jackson
TE 88	R. Odums	LB 59	J. Rizzo
WR 25	H. Moses	LC 20	L. Whight
QB 7	C. Morton	RC 43	S. Foley
RB 41	R. Lytle	S 36	B. Thompson
RB 32	J. Keyworth	S 29	B. Jackson

DENVER SUBSTITUTIONS: 10 B. Dilts, 14 N. Weese, 15 J. Turner, 21 R. Polt, 24 O. Armstrong, 30 J. Jensen, 35 L. Perrin, 40 R. Rich, 50 B. Maples, 55 G. Turk, 56 L. Evans, 58 R. Nairne, 63 J. Grant, 65 G. Hyde, 66 B. Manor, 67 S. Schindler, 70 P. Smith, 80 R. Upchurch, 85 R. Egloff, 86 J. Schultz. **DID NOT PLAY:** 12 C. Penrose. **INACTIVE:** 26 L. Riley, 73 H. Allison.

FIELD GOALS (made ___ & missed)

		J. Turner		40WL	21 WR	44WL		
E. Mann	(20)	19	hit	upright				
		1	2	3	4	OT	TOTAL	
VISITOR	Oakland Raiders	3	0	0	14	—	17	
HOME	Denver Broncos	7	0	7	6	—	20	

Team	Qtr	Elapsed Time	SCORING PLAY	SCORE Visitor	Home
RAIDERS	1	10:34	E. Mann 20 yd. Field Goal (18-54, 7:44)	3	0
BRONCOS	1	11:01	H. Moses 74 yd. pass from C. Morton (J. Turner, kick) (2-69, 0:27)	3	7
BRONCOS	3	6:23	J. Keyworth 1 yd. run (J. Turner, kick) (4-17, 1:48)	3	14
RAIDERS	4	0:39	D. Casper 7 yd. pass from K. Stabler (E. Mann, kick) (6-48, 2:25)	10	14
BRONCOS	4	7:17	H. Moses 12 yd. pass from C. Morton (pass failed) (3-17, 1:29)	10	20
RAIDERS	4	11:44	D. Casper 17 yd. pass from K. Stabler (E. Mann, kick) (8-74, 4:17)	17	20

BRONCOS DEFENSIVE LEADERS

(Based on unofficial press box totals)

Player	UT	A	TT	PD	FR	FF	S-Yds	I-Yds	Player	UT	A	TT	PD	FR	FF	S-Yds	I-Yds
R. Gradishar	4	4	8	2	0	0	0-0	0-0	T. Jackson	4	1	5	0	0	0	0-0	0-0
L. Alzado	5	2	7	0	0	0	0-0	0-0	L. Wright	3	0	3	0	0	0	0-0	0-0
B. Jackson	6	0	6	1	0	0	0-0	0-0	B. Chavous	2	1	3	1	0	0	0-0	0-0
J. Rizzo	4	2	6	1	0	0	0-0	0-0	S. Foley	2	0	2	7	0	0	0-0	0-0
B. Swenson	4	2	6	0	0	0	0-0	1-14	L. Evans	1	0	1	0	1	0	0-0	0-0
R. Carter	3	3	6	0	0	0	1-11	0-0	R. Nairne	0	1	1	0	0	0	0-0	0-0
J. Grant	5	0	5	0	0	0	0-0	0-0	B. Manor	0	0	0	1	1	0	0-0	0-0
B. Thompson	5	0	5	0	0	0	0-0	0-0	Team Totals	48	16	64	13	2	0	1-11	1-14

FINAL INDIVIDUAL STATISTICS

Oakland Raiders						
RUSHING	ATT	YDS	AVG	LG	TD	
M. van Eeghen	20	71	3.6	13	0	
P. Banaszak	7	22	3.1	9	0	
C. Davis	9	1	0.1	6	0	

Total 36 94 2.6 13 0

PASSING						
ATT	CMP	YDS	TKD/YD	TD	LG	IN
K. Stabler	35	17	215	1/11	2	26
Total	35	17	215	1/11	2	26

RECEIVING					NO	YDS	LG	TD
D. Casper					5	71	26	2
F. Biletnikoff					4	38	15	0
C. Branch					3	59	24	0
M. van Eeghen					2	8	5	0
M. Bradshaw					1	25	25	0
M. Siani					1	12	12	0
P. Banaszak					1	2	2	0
Total					17	215	26	2

INTERCEPTIONS					NO	YDS	LG	TD
F. Rice					1	11	11	0
Total					1	11	11	0

PUNTING						
NO	YDS	AVG	TB	IN20	LG	
R. Guy	5	180	36.0	2	0	44
Total	5	180	36.0	2	0	44

PUNT RETURNS					NO	FC	YDS	LG	TD
C. Garrett					2	0	5	5	0
Returns					2	0	5	5	0

KICKOFF RETURNS					NO	FC	YDS	LG	TD
C. Garrett					3		111	62	0
C. Davis					1		25	25	0
Returns					4		136	62	0

Oakland Raiders												
Fumbles	Fum	Rec.	Yds	TD	FF	Opp. Rec.	Yds	TD	Out	Bnds		
C. Davis	1	0	0	0	0	0	0	0	0	0		
C. Garrett	1	0	0	0	0	0	0	0	0	0		
Total	2	0	0	0	0	0	0	0	0	0		

Denver Broncos						
RUSHING	ATT	YDS	AVG	LG	TD	
L. Perrin	11	42	3.8	10	0	
R. Lytle	7	26	3.7	8	0	
J. Keyworth	8	19	2.4	7	1	
O. Armstrong	7	16	2.3	8	0	
J. Jensen	1	2	2.0	2	0	
C. Morton	2	-4	-2.0	-2	0	
H. Moses	1	-10	-10.0	-10	0	
Total	37	91	2.5	10	1	

PASSING						
ATT	CMP	YDS	TKD/YD	TD	LG	IN
C. Morton	20	10	224	1/7	2	74t
Total	20	10	224	1/7	2	74t

RECEIVING					NO	YDS	LG	TD
H. Moses					5	168	74t	2
L. Perrin					2	20	16	0
J. Jensen					1	20	20	0
R. Odums					1	13	13	0
J. Keyworth					1	3	3	0
Total					10	224	74t	2

INTERCEPTIONS					NO	YDS	LG	TD
B. Swenson					1	14	14	0
Total					1	14	14	0

PUNTING						
NO	YDS	AVG	TB	IN20	LG	
B. Dilts	4	163	40.8	0	1	55
Total	4	163	40.8	0	1	55

PUNT RETURNS					NO	FC	YDS	LG	TD
R. Upchurch					2	0	12	9	0
Returns					2	0	12	9	0

KICKOFF RETURNS					NO	FC	YDS	LG	TD
R. Upchurch					2		33	18	0
J. Schultz					1		20	20	0
R. Lytle					1		14	14	0
Returns					4		67	20	0

Denver Broncos												
Fumbles	Fum	Rec.	Yds	TD	FF	Opp. Rec.	Yds	TD	Out	Bnds		
B. Manor	0	0	0	0	0	1	0	0	0	0		
L. Evans	0	0	0	0	0	1	0	0	0	0		
Total	0	0	0	0	0	2	0	0	0	0		

FINAL TEAM STATISTICS

TOTAL FIRST DOWNS		VISITOR RAIDERS		HOME BRONCOS	
By Rushing	20	By Rushing	16		
By Passing	6	By Passing	6		
By Penalty	11	By Penalty	8		
	3		2		
THIRD DOWN EFFICIENCY		THIRD DOWN EFFICIENCY			
FOURTH DOWN EFFICIENCY		FOURTH DOWN EFFICIENCY			
TOTAL NET YARDS		TOTAL NET YARDS			
Total Offensive Plays (inc. times thrown passing)		Total Offensive Plays (inc. times thrown passing)			
Average gain per offensive play		Average gain per offensive play			
NET YARDS RUSHING		NET YARDS RUSHING			
Total Rushing Plays		Total Rushing Plays			
Average gain per rushing play		Average gain per rushing play			
NET YARDS PASSING		NET YARDS PASSING			
Times thrown — yards lost attempting to pass		Times thrown — yards lost attempting to pass			
Gross yards passing		Gross yards passing			
PASS ATTEMPTS-COMPLETIONS-HAD INTERCEPTED		PASS ATTEMPTS-COMPLETIONS-HAD INTERCEPTED			
Average gain per pass play (inc. # thrown passing)		Average gain per pass play (inc. # thrown passing)			
PUNTS Number and Average		PUNTS Number and Average			
Had Blocked		Had Blocked			
FGs — PATs Had Blocked		FGs — PATs Had Blocked			
TOTAL RETURN YARDAGE (Not Including Kickoffs)		TOTAL RETURN YARDAGE (Not Including Kickoffs)			
No. and Yards Punt Returns		No. and Yards Punt Returns			
No. and Yards Kickoff Returns		No. and Yards Kickoff Returns			
No. and Yards Interception Returns		No. and Yards Interception Returns			
PENALTIES Number and Yards		PENALTIES Number and Yards			
FUMBLES Number and Lost		FUMBLES Number and Lost			
TOUCHDOWNS		TOUCHDOWNS			
Rushing		Rushing			
Passing		Passing			
Returns		Returns			
EXTRA POINTS Made-Attempts		EXTRA POINTS Made-Attempts			
FIELD GOALS Made-Attempts		FIELD GOALS Made-Attempts			
SAFETIES		SAFETIES			
FINAL SCORE		FINAL SCORE			
TIME OF POSSESSION		TIME OF POSSESSION			



1977 AFC Divisional Playoff Game

DENVER 34, PITTSBURGH 21

Dec. 24, 1977 • Mile High Stadium • Denver

Weather: Sunny, 43°, Wind E 9 mph • Attendance: 75,011 • Time: 3:15

After ties at 7, 14, and 21, veteran Jim Turner kicked a 44-yard field goal to put Denver ahead to stay as the Broncos — in their first playoff game ever — beat the perennial AFC Central Champion Steelers.

Leading 24-21, the Broncos capped their victory with two fourth-quarter interceptions by linebacker Tom Jackson, the last of which set up Craig Morton's 34-yard game-clinching touchdown pass to Jack Dolbin.

Denver capitalized on a blocked punt and a fumble recovery for two scores in the first half, which ended 14-14. Morton and Steeler quarterback Terry Bradshaw traded touchdown passes in the second half before Turner's kick, Jackson's interceptions, and Morton's arm kept Pittsburgh from the AFC title game for the first time in four years.

The Denver victory set up a third game between the AFC Western Champion Broncos and the AFC Wild Card Raiders, who split two regular season games.

OFFICIALS

Referee — Gene Barth (14); **Umpire** — Paul Trepinski (22); **Line Judge** — Royal Cathcart (16); **Head Linesman** — Frank Glover (85); **Back Judge** — Bob Rice (80); **Field Judge** — Ed Merrifield (76)

STARTING LINEUPS

Pittsburgh Steelers				Denver Broncos			
Offense		Defense		Offense		Defense	
WR 82	J. Stallworth	LE	64 S. Furness	WR 25	H. Moses	LE	79 B. Chavous
LT 57	S. Davis	LT	75 J. Greene	LT 74	A. Maurer	RE	68 R. Carter
LG 55	J. Kolb	RT	63 E. Holmes	LG 62	T. Glassic	NT	77 L. Alzado
C 52	M. Webster	RE	78 D. White	C 52	M. Montler	LB	51 B. Swenson
RG 50	J. Clack	LB	59 J. Ham	RG 60	P. Howard	LB	53 R. Gradishar
RT 74	R. Pinney	LB	58 J. Lambert	RT 71	C. Minor	LB	57 T. Jackson
TE 79	L. Brown	LB	51 L. Toews	TE 88	R. Odoms	LB	59 J. Rizzo
WR 88	L. Swann	CB	24 J.T. Thomas	WR 82	J. Dolbin	LCB	20 L. Wright
QB 12	T. Bradshaw	CB	45 J. Allen	QB 7	C. Morton	RCB	43 S. Foley
RB 20	R. Bleier	S	31 D. Shell	RB 41	R. Lyle	S	36 B. Thompson
RB 32	F. Harris	S	27 G. Edwards	RB 32	J. Keyworth	S	29 B. Jackson

DENVER SUBSTITUTIONS: 10 B. Dilts, 14 N. Weese, 15 J. Turner, 21 R. Polti, 24 O. Armstrong, 30 J. Jensen, 40 R. Rich, 50 B. Maples, 55 G. Turk, 56 L. Evans, 58 R. Nairne, 63 J. Grant, 65 G. Hyde, 66 B. Manor, 67 S. Schindler, 70 P. Smith, 80 R. Upchurch, 85 R. Eglolf, 86 J. Schultz. **DID NOT PLAY:** 35 L. Perrin. **INACTIVE:** 26 L. Riley, 73 H. Allison.

FIELD GOALS (made () & missed)

		J. Turner	(44)	(25)		
VISITOR		1	2	3	4	OT TOTAL
Pittsburgh Steelers		0	14	0	7	— 21
HOME	Denver Broncos	7	7	7	13	— 34

Team	Qtr	Elapsed Time	SCORING PLAY	SCORE	
				Visitor	Home
BRONCOS	1	8:47	R. Lytle 7 yd. run (J. Turner, kick) (4-17, 1:56)	0	7
STEELERS	2	5:59	T. Bradshaw 1 yd. run (R. Gerela, kick) (11-56, 5:10)	7	7
BRONCOS	2	10:45	O. Armstrong 10 yd. run (J. Turner, kick) (1-10, 0:04)	7	14
STEELERS	2	13:19	F. Harris 1 yd. run (R. Gerela, kick) (9-65, 2:35)	14	14
BRONCOS	3	13:36	R. Odoms 30 yd. pass from C. Morton (J. Turner, kick) (4-41, 1:01)	14	21
STEELERS	4	4:05	L. Brown 1 yd. pass from T. Bradshaw (R. Gerela, kick) (4-61, 1:42)	21	21
BRONCOS	4	7:43	J. Turner 44 yd. Field Goal (7-39, 3:29)	21	24
BRONCOS	4	9:50	J. Turner 44 yd. Field Goal (4-2, 1:36)	21	27
BRONCOS	4	13:16	J. Dolbin 34 yd. pass from C. Morton (J. Turner, kick) (2-33, 0:13)	21	34

BRONCOS DEFENSIVE LEADERS

(Based on unofficial press box totals)

Player	UT	A	TT	PD	FR	FF	S-Yds	I-Yds	Player	UT	A	TT	PD	FR	FF	S-Yds	I-Yds
B. Thompson	10	3	13	0	1	0	0-0	0-0	R. Rich	1	2	3	0	0	0	0-0	0-0
R. Gradishar	5	5	10	0	0	0	0-0	0-0	R. Nairne	2	1	3	0	0	0	0-0	0-0
T. Jackson	7	1	8	2	0	0	0-0	2-49	P. Smith	1	2	0	0	0	0	0-0	0-0
J. Rizzo	5	2	7	1	0	0	0-0	0-0	G. Turk	1	1	2	0	0	0	0-0	0-0
B. Swenson	4	2	6	0	0	0	0-0	0-0	J. Grant	0	2	2	0	0	0	0-0	0-0
B. Jackson	4	1	5	1	0	0	0-0	1-15	R. Carter	1	0	1	0	0	0	0-0	0-0
L. Alzado	3	2	5	0	0	0	0-0	0-0	B. Manor	1	0	1	0	0	0	0-0	0-0
B. Chavous	4	0	4	0	0	0	0-0	0-0	R. Polti	1	0	1	1	0	0	0-0	0-0
L. Wright	3	0	3	2	0	0	0-0	0-0	Team Totals	53	23	76	8	1	0	0-0	3-64



FINAL INDIVIDUAL STATISTICS


Pittsburgh Steelers									
RUSHING	ATT	YDS	AVG	LG	TD				
F. Harris	28	92	3.3	20	1				
T. Bradshaw	4	21	5.3	11	1				
R. Bleier	7	14	2.0	5	0				
Total	39	127	3.3	20	2				
PASSING	ATT	CMP	YDS	TKD/ YD	TD	LG	IN		
T. Bradshaw	37	19	177	0/0	1	48	3		
Total	37	19	177	0/0	1	48	3		
RECEIVING		NO	YDS	LG	TD				
J. Stallworth		4	80	48	0				
F. Harris		4	20	12	0				
B. Cunningham		3	42	19	0				
A. Maxson		3	11	10	0				
R. Bleier		2	10	7	0				
R. Grossman		1	7	7	0				
L. Swann		1	6	6	0				
L. Brown		1	1	11	1				
Total		19	177	48	1				
INTERCEPTIONS		NO	YDS	LG	TD				
Total		0	0	0	0				
PUNTING	NO	YDS	AVG	TB	IN20	LG			
R. Engles	5	204	40.8	0	0	55			
Total	5	204	40.8	0	0	55			
PUNT RETURNS		NO	FC	YDS	LG	TD			
J. Smith		4	1	31	17	0			
Returns		4	1	31	17	0			
KICKOFF RETURNS	NO	FC	YDS	LG	TD				
J. Smith	4		80	34	0				
A. Maxson	1		24	24	0				
Returns	5		104	34	0				
Pittsburgh Steelers	Fum	Own Rec.	Yds	TD	FF	Opp. Rec.	Yds	TD	Out Bnds
B. Cunningham	1	1	0	0	0	0	0	0	0
F. Harris	1	0	0	0	0	0	0	0	0
J. Greene	0	0	0	0	0	1	0	0	0
Total	2	1	0	0	0	1	0	0	0

Denver Broncos									
RUSHING	ATT	YDS	AVG	LG	TD				
O. Armstrong	11	44	4.0	29	1				
R. Lyle	12	26	2.2	7	1				
J. Keyworth	5	20	4.4	6	0				
J. Jensen	4	13	3.3	6	0				
C. Morton	5	0	0.0	5	0				
Total	37	103	2.8	29	2				
PASSING	ATT	CMP	YDS	TKD/ YD	TD	LG	IN		
C. Morton	23	11	164	1/9	2	34t	0		
Total	23	11	164	1/9	2	34t	0		
RECEIVING		NO	YDS	LG	TD				
R. Odoms		5	43	30t	1				
H. Moses		2	45	27	0				
J. Jensen		2	33	29	0				
J. Dolbin		1	34	34t	1				
O. Armstrong		1	9	9	0				
Total		11	164	34t	2				
INTERCEPTIONS		NO	YDS	LG	TD				
T. Jackson		2	49	32	0				
B. Jackson		1	15	15	0				
Total		3	64	32	0				
PUNTING	NO	YDS	AVG	TB	IN20	LG			
B. Ditts	5	188	37.6	0	1	41			
Total	5	188	37.6	0	1	41			
PUNT RETURNS		NO	FC	YDS	LG	TD			
B. Thompson		2	0	5	3	0			
J. Schultz		1	0	4	4	0			
R. Upchurch		1	1	3	3	0			
Returns		4	1	12	4	0			
KICKOFF RETURNS	NO	FC	YDS	LG	TD				
R. Upchurch	3		58	26	0				
J. Schultz	1		27	27	0				
Returns	4		85	27	0				
Denver Broncos	Fum	Own Rec.	Yds	TD	FF	Opp. Rec.	Yds	TD	Out Bnds
R. Gradishar	1	0	0	0	1	5	0	0	0
T. Jackson	0	1	25	0	0	0	0	0	0
J. Keyworth	1	0	0	0	0	0	0	0	0
B. Thompson	1	0	0	0	0	0	0	0	0
S. Foley	0	1	0	0	0	0	0	0	0
Total	3	2	25	0	1	5	0	0	0

FINAL TEAM STATISTICS

	VISITOR STEELERS	HOME BRONCOS
TOTAL FIRST DOWNS		
By Rushing	18	15
By Passing	10	5
By Penalty	8	9
	0	
THIRD DOWN EFFICIENCY	11-22-50%	4-13-31%
FOURTH DOWN EFFICIENCY	1-2-50%	0-1-0%
TOTAL NET YARDS		
Total Offensive Plays (inc. times thrown passing)	304	258
Average gain per offensive play	81	76
	4.0	4.2
NET YARDS RUSHING		
Total Rushing Plays	127	103
Average gain per rushing play	39	37
	3.3	2.8
NET YARDS PASSING		
Times thrown - yards lost attempting to pass	177	155
Gross yards passing	0-0	1-9
	177	164
PASS ATTEMPTS-COMPLETIONS-HAD INTERCEPTED		
Average gain per pass play (inc. # thrown passing)	37-19-3	23-11-0
	4.8	6.5
PUNTS Number and Average		
Had Blocked	8-34	5-38
FGs - PATs Had Blocked	1	0
	0-0	0-0
TOTAL RETURN YARDAGE (Not including Kickoffs)		
No. and Yards Punt Returns	135	161
No. and Yards Kickoff Returns	4-31	4-12
No. and Yards Interception Returns	5-104	4-85
	0-0	3-64
PENALTIES Number and Yards	10-67	3-20
FUMBLES Number and Lost	2-1	3-1
TOUCHDOWNS		
Rushing	3	4
Passing	2	2
Returns	1	2
	0	0
EXTRA POINTS Made-Attempts	3-3	4-4
FIELD GOALS Made-Attempts	0-0	2-2
SAFETIES	0	0
FINAL SCORE		
TIME OF POSSESSION	21	34
	34:26	25:34

INDIVIDUAL AND TEAM RECORDS



Cornerback Darrien Gordon

BRONCOS HEAD COACHING HISTORY

Season	Coach	W	L	T	Pct.
1960	Frank Filchok	.4	9	1	
1961	Frank Filchok	.3	11	0	
	Filchok's totals	.7	20	1	.268
1962	Jack Faulkner	.7	7	0	
1963	Jack Faulkner	.2	11	1	
1964	Jack Faulkner	.0	4	0	
	Faulkner's totals	.9	22	1	.297
1964	Mac Speedie	.2	7	1	
1965	Mac Speedie	.4	10	0	
1966	Mac Speedie	.0	2	0	
	Speedie's totals	.6	19	1	.250
1966	Ray Malavasi	.4	8	0	
	Malavasi's totals	.4	8	0	.333
1967	Lou Saban	.3	11	0	
1968	Lou Saban	.5	9	0	
1969	Lou Saban	.5	8	1	
1970	Lou Saban	.5	8	1	
1971	Lou Saban	.2	6	1	
	Saban's totals	.20	42	3	.331
1971	Jerry Smith	.2	3	0	
	Smith's totals	.2	3	0	.400
1972	John Ralston	.5	9	0	
1973	John Ralston	.7	5	2	
1974	John Ralston	.7	6	1	
1975	John Ralston	.6	8	0	
1976	John Ralston	.9	5	0	
	Ralston's totals	.34	33	3	.507
1977	Red Miller	.12	2	0	
	Playoffs	.2	1	0	
1978	Red Miller	.10	6	0	
	Playoffs	.0	1	0	
1979	Red Miller	.10	6	0	
	Playoffs	.0	1	0	
1980	Red Miller	.8	8	0	
	Miller's regular season totals	.40	22	0	.645
	Miller's overall totals	.42	25	0	.627
1981	Dan Reeves	.10	6	0	
1982	Dan Reeves	.2	7	0	
1983	Dan Reeves	.9	7	0	
	Playoffs	.0	1	0	
1984	Dan Reeves	.13	3	0	
	Playoffs	.0	1	0	
1985	Dan Reeves	.11	5	0	
1986	Dan Reeves	.11	5	0	
	Playoffs	.2	1	0	
1987	Dan Reeves	.10	4	1	
	Playoffs	.2	1	0	
1988	Dan Reeves	.8	8	0	
1989	Dan Reeves	.11	5	0	
	Playoffs	.2	1	0	
1990	Dan Reeves	.5	11	0	
1991	Dan Reeves	.12	4	0	
	Playoffs	.1	1	0	
1992	Dan Reeves	.8	8	0	
	Reeves' regular season totals	.110	73	1	.600
	Reeves' overall totals	.117	79	1	.596
1993	Wade Phillips	.9	7	0	
	Playoffs	.0	1	0	
1994	Wade Phillips	.7	9	0	
	Phillips' regular season totals	.16	16	0	.500
	Phillips' overall totals	.16	17	0	.485
1995	Mike Shanahan	.8	8	0	
1996	Mike Shanahan	.13	3	0	
	Playoffs	.0	1	0	
1997	Mike Shanahan	.12	4	0	
	Playoffs	.4	0	0	
	Shanahan's regular season totals	.33	15	0	.688
	Shanahan's overall totals	.37	16	0	.698

ALL-TIME COACHES ROSTER

Vernon Banks.....1993-94	Strength & Conditioning	Dick MacPherson.....1967-68	Defensive Backs
Marvin Bass.....1982-83, 1985-92	Special Assistant	1969-70	Linebackers
1984	Offensive Line	Ray Malavasi.....1964-65	Defensive Line
Raymond Berry.....1992	Quarterbacks	1966	Head Coach/Off. Line
Marv Braden.....1977-80	Special Teams	Pete Mangurian.....1988-90	Tight Ends/Asst. O. Line
Frank Bush.....1995-97	Linebackers	1991-92	Offensive Line
Ken Carpenter.....1981	Assistant	Jim Martin.....1962	Offensive Line
Rubin Carter.....1987-88	Asst. Defensive Line	Marv Matuszak.....1966	Defensive Backs
Jim Casari.....1960	Backfield	Richie McCabe.....1978-82	Defensive Backs
Barney Chavous.....1989	Asst. Strength & Cond.	Bus Mertes.....1965-66	Offensive Back
1990-92	Defensive Assistant	Al Miller.....1985-92	Strength & Conditioning
1993-94	Asst. Strength/Asst. Defensive Line	Red Miller.....1963-65	Offensive Line
1995-97	Asst. Strength/Asst. Offensive Line	Myrel Moore.....1972	Off. Line/Special Teams
Max Coley.....1972-76	Offensive Coordinator	1973-77, 1983-88	Linebackers
Joe Collier.....1969-71	Defensive Backfield	1982	Offensive Line
1972-81	Defensive Coordinator	Nick Nicolau.....1981	Special Assistant
1982-88	Asst. Head Coach/Def.	1982-87	Running Backs
Dick Coury.....1972-73	Wide Receivers	Mike Nolan.....1987	Special Teams
Kay Dalton.....1974-76	Wide Receivers	1988	Spec. Teams/Def. Asst.
1986	Special Offensive Asst.	Rex Norris.....1989-92	Linebackers
Joe DeCamillis.....1991-92	Def. Quality Control	1994	Defensive Line
Rick Dennison.....1995-96	Offensive Assistant	Dwain Painter.....1997	Offensive Assistant
1997	Special Teams	Brian Pariani.....1995-97	Tight Ends
George Dickson.....1964-65	Defensive Backs	Babe Parilli.....1977-79	Quarterbacks
Dale Dodrill.....1960-63, 1966	Defensive Line	Wade Phillips.....1989-92	Defensive Coordinator
Ed Donatelli.....1995-97	Defensive Backs	1993-94	Head Coach
Whitey Dovell.....1967-70, 1979-80	Offensive Line	Fran Poltfoot.....1977-80	Wide Receivers
1971	Spec. Teams/Tight Ends	1981-84	Tight Ends/Special Teams
Rod Dowhower.....1980	Offensive Coordinator	Ricky Porter.....1997	Offensive Assistant
1981-82	Off. Coord./Wide Rec.	Dan Radakovich.....1983	Offensive Line
George Dyer.....1995-97	Defensive Line	John Ralston.....1972-76	Head Coach
Hunter Enis.....1967-71	Offensive Backs	Dan Reeves.....1981-92	Head Coach
Jim Fassel.....1993	Off. Coord./Quarterbacks	Alvin Reynolds.....1993-94	Asst. DBs/Quality Control
1994	Asst. H.C./Off. Coord.	1995	Def. Asst./Asst. Def. Backs
Jack Faulkner.....1962-64	Head Coach	Harold Richardson.....1989-90	Special Teams
Frank Filchock.....1960-61	Head Coach	1991-92	Spec. Teams/Tight Ends
Mo Forte.....1988-92	Running Backs	1993-94	Spec. Asst. to H.C./Offense
1993-94	Wide Receivers	Paul Roach.....1977-80	Offensive Backs
Jerry Frei.....1972-75, 1981-82	Offensive Line	Greg Robinson.....1995-97	Defensive Coordinator
Leon Fuller.....1994	Defensive Backs	Sam Rutigliano.....1967-70	Wide Receivers
Chan Gailey.....1985-86	Spec. Teams/Tight Ends	Lou Saban.....1967-71	Head Coach
1987	Tight Ends/Receivers	Greg Saporta.....1995-97	Asst. Strength & Cond.
1988	Quarterbacks	Mike Shanahan.....1984	Wide Receivers
1989-90	Off. Coord./Receivers	1985-87	Offensive Coordinator
Bob Gambold.....1972-73	Linebackers	1989-90	Quarterbacks
1974-77	Defensive Backs	1991	Offensive Coordinator
Alex Gibbs.....1984-87	Offensive Line	1995-97	Head Coach
1995-97	Asst. H.C./Off. Line	Jerry Smith.....1971	Off. Line/Head Coach
Mike Giddings.....1976	Asst. Offensive Line	Richard Smith.....1993-94	Spec. Tms./Asst. LBs
Gary Glick.....1962	Defensive Backs	1995-96	Special Teams
I.J. Gorman.....1983-84	Strength & Conditioning	Rick Smith.....1996-97	Defensive Assistant
Ken Gray.....1977-78	Offensive Line	Mac Speedie.....1962-64	Offensive Ends
Bob Griffin.....1966	Assistant	1964-66	Head Coach
John Hadl.....1983	Quarterbacks/Receivers	Ernie Stautner.....1991-93	Defensive Line
Bishop Harris.....1993-94	Running Backs	Les Steckel.....1993-94	Tight Ends
Mike Heimerdinger.....1995-97	Wide Receivers	John Teerlinck.....1997	Pass Rush Specialist
George Henshaw.....1988-90	Offensive Line	Bobby Turner.....1995-97	Running Backs
1991	Wide Receivers	Rich Tuten.....1995-97	Strength & Cond.
1992	Off. Coord./Receivers	Doc Urich.....1972-75	Defensive Line
Ed Hughes.....1963	Defensive Backs	1976	Offensive Line
Charley Johnson.....1976	Quarterbacks	1984	Special Teams
Read Johnson.....1981	Special Teams	1985	Tight Ends/Asst. Off. Line
Stan Jones.....1967-71, 1976-88	Defensive Line	Doak Walker.....1966	Special Assignments
Larry Kennan.....1988	Wide Receivers	Charlie Waters.....1988	Special Teams
Gary Kubiak.....1995-97	Off. Coordinator/QBs	1989-92	Defensive Backs
Charlie Lee.....1981	Running Backs	1993-94	Defensive Coordinator
Earl Leggett.....1989-90	Defensive Line	1983-88	Defensive Backs
John Levra.....1993-94	Offensive Line	John-Paul Young.....1993-94	Linebackers
		Bob Zeman.....1978-82	Linebackers

ATTENDANCE MARKS

BRONCOS LARGEST CROWDS

AT HOME—MILE HIGH STADIUM

76,105	vs. New England (Playoffs)	Jan. 4, 1987
76,089	vs. Seattle	Oct. 26, 1986
76,082	vs. Dallas	Oct. 5, 1986
76,005	vs. Cleveland (Playoffs)	Jan. 14, 1990
75,999	vs. Seattle	Sept. 13, 1987
75,993	vs. Cleveland (Playoffs)	Jan. 17, 1988
75,986	vs. Seattle	Sept. 4, 1988
75,968	vs. Houston (Playoffs)	Jan. 10, 1988
75,964	vs. Los Angeles Raiders	Sept. 26, 1988
75,905	vs. Washington	Dec. 13, 1986
75,896	vs. Los Angeles Raiders	Nov. 19, 1991
75,888	vs. Pittsburgh (Playoffs)	Jan. 7, 1990
75,866	vs. Kansas City	Oct. 20, 1991
75,822	vs. Kansas City	Dec. 12, 1993
75,821	vs. New England	Oct. 6, 1997
75,804	vs. New England	Sept. 28, 1986
75,806	vs. Cleveland	Nov. 13, 1988

ON THE ROAD

101,063	at Pasadena (Super Bowl XXI)	Jan. 25, 1987
91,020	at Los Angeles Raiders	Oct. 28, 1984
90,153	at Los Angeles Raiders	Nov. 2, 1986
87,560	at Los Angeles Raiders	Dec. 3, 1989
81,065	at Cleveland	Oct. 5, 1980
80,272	at Buffalo (Playoffs)	Jan. 12, 1992
79,915	at Cleveland (Playoffs)	Jan. 11, 1987
79,864	at Buffalo	Oct. 5, 1975
79,439	at Kansas City	Sept. 22, 1996
78,637	at Cleveland	Oct. 1, 1989
78,458	at Buffalo	Oct. 26, 1997
78,453	at Kansas City	Sept. 20, 1993
78,176	at Buffalo	Sept. 18, 1989
78,064	at Cleveland	Sept. 27, 1992
77,963	at Kansas City	Nov. 16, 1997
77,818	at Cleveland	Nov. 7, 1993
77,757	at Buffalo	Oct. 25, 1981
77,631	at Kansas City	Dec. 4, 1994

REGULAR SEASON ATTENDANCE BY SEASON

Year	Home	Road	Total	Year	Home	Road	Total
1960	91,333	115,994	207,327	1980	593,084	473,680	1,066,764
1961	74,508	122,315	196,823	1981	598,224	475,360	1,073,584
1962	178,485	146,442	324,927	1982	369,555	183,046	552,601
1963	132,218	165,995	298,213	1983	592,493	385,022	977,515
1964	118,259	166,744	285,003	1984	585,233	450,442	1,035,675
1965	219,786	215,992	435,778	1985	589,500	452,847	1,042,347
1966	192,198	203,799	395,997	1986	589,037	526,550	1,115,587
1967	231,801	247,696	479,497	1987	498,715	370,586	869,301
1968	281,374	278,008	559,382	1988	597,680	487,571	1,085,251
1969	326,851	276,755	603,606	1989	588,144	*542,541	*1,130,685
1970	355,739	330,184	685,923	1990	560,703	509,425	1,070,128
1971	358,400	377,642	736,042	1991	584,214	466,818	1,051,032
1972	361,414	412,073	773,487	1992	597,704	503,447	1,101,151
1973	356,327	351,334	707,661	1993	590,808	521,349	1,112,157
1974	347,322	354,367	701,689	1994	574,180	524,941	1,099,121
1975	342,375	347,944	690,319	1995	583,510	455,634	1,039,144
1976	436,468	349,126	785,594	1996	589,296	462,194	1,051,490
1977	524,595	370,917	895,512	1997	590,189	499,942	1,090,131
1978	598,085	470,756	1,068,841	Total	16,352,328	14,022,518	30,419,846
1979	597,521	427,040	1,024,561				

*Bronco records

BRONCOS SEASON TICKET SALES

1960.....2,675	1970.....43,580	*1980.....73,298	*1990.....73,966
1961.....5,775	*1971.....47,500	*1981.....73,380	*1991.....73,682
1962.....5,042	*1972.....48,000	*1982.....73,380	*1992.....73,592
1963.....7,624	*1973.....48,000	*1983.....73,377	*1993.....73,182
1964.....8,002	*1974.....49,000	*1984.....73,347	*1994.....73,072
1965.....22,905	*1975.....49,000	*1985.....73,309	*1995.....73,222
1966.....18,898	*1976.....62,215	*1986.....73,348	*1996.....73,180
1967.....24,650	*1977.....73,089	*1987.....74,147	*1997.....73,275
1968.....27,348	*1978.....73,092	*1988.....74,147	*1998.....73,972
1969.....31,936	*1979.....73,313	*1989.....73,952	

*Season tickets sold out. Every Bronco game at Mile High Stadium has been a sell-out since the beginning of the 1970 season, with the exception of two replacement games played during the 1987 strike (both games were sold out before the strike). The Broncos have sold out 211 consecutive non-strike regular season games, and with postseason games the total reaches 222.

BRONCOS STATISTICAL HISTORY

TEAM OFFENSE YEAR-BY-YEAR

	Total Plays	First Downs	Rush Yards	League Rank	Pass Yards	League Rank	Total Yards	League Rank	Total Points
1960	958	248	1195.....8th		3247.....3rd		4442.....6th		309
1961	934	219	1091.....8th		2720.....3rd		3811.....7th		251
1962	885	270	1298.....7th		3404.....1st		4702.....4th		353
1963	832	230	1508.....6th		2487.....8th		3995.....7th		301
1964	905	211	1311.....8th		2021.....8th		3332.....8th		240
1965	959	255	1829.....2nd		2640.....3rd		4469.....2nd		303
1966	816	171	1173.....8th		1995.....9th		3168.....9th		196
1967	852	172	1265.....9th		1682.....8th		2947.....9th		256
1968	897	217	1614.....7th		2357.....6th		3971.....7th		255
1969	841	243	1637.....6th		2524.....5th		4161.....6th		297
1970	883	217	1802.....9th		2025.....19th		3827.....16th		253
1971	891	217	2093.....10th		2065.....17th		4158.....11th		203
1972	831	237	1838.....18th		2634.....8th		4472.....5th		325
1973	893	253	1954.....14th		2519.....3rd		4473.....6th		354
1974	861	258	2157.....5th		2328.....9th		4485.....5th		302
1975	964	268	1993.....13th		2541.....7th		4534.....10th		254
1976	901	239	1932.....19th		2204.....12th		4136.....16th		315
1977	887	223	2043.....11th		1863.....15th		3906.....17th		274
1978	1039	294	2451.....8th		2378.....17th		4829.....14th		282
1979	1044	306	2040.....18th		3102.....13th		5142.....12th		289
1980	992	286	1865.....20th		2777.....18th		4642.....25th		310
1981	1062	306	1895.....21st		3531.....8th		5426.....14th		321
1982	592	170	1018.....17th		1819.....15th		2837.....15th		148
1983	1025	292	1784.....23rd		3027.....20th		4811.....26th		302
1984	1018	298	2076.....10th		2859.....24th		4935.....22nd		353
1985	1152	339	1851.....16th		3645.....6th		5496.....10th		380
1986	1042	319	1678.....20th		3538.....10th		5216.....15th		378
1987	1070	331	1970.....12th		3654.....3rd		5624.....2nd		379
1988	1077	338	1815.....19th		3691.....6th		5506.....8th		327
1989	1071	308	2092.....6th		3001.....23rd		5093.....15th		362
1990	1035	323	1872.....14th		3341.....7th		5213.....8th		331
1991	1012	284	2018.....8th		2994.....17th		5012.....12th		304
1992	928	234	1500.....25th		2930.....19th		4430.....21st		262
1993	1060	327	1693.....18th		3768.....4th		5461.....5th		373
1994	1112	346	1470.....23rd		4017.....4th		5487.....6th		347
1995	1060	344	1995.....5th		4045.....7th		6040.....3rd		388
1996	1092	336	2362.....1st		3429.....13th		5791.....1st		391
1997	1068	340	2378.....4th		3494.....9th		5872.....1st		472

League rankings for 1960-69 reflect American Football League ranking.
The AFL had eight teams from 1960-65, nine teams from 1966-67 and 10 teams from 1968-69.
The NFL had 26 teams from 1970-75, 28 teams from 1976-94 and 30 teams from 1995-97.

TEAM DEFENSE YEAR-BY-YEAR

	Total Plays	First Downs	Rush Yards	League Rank	Pass Yards	League Rank	Total Yards	League Rank	Total Points
1960	927	254	2145.....8th		2987.....5th		5132.....8th		393
1961	899	233	1633.....5th		2785.....5th		4418.....6th		432
1962	862	234	1868.....5th		2670.....4th		4538.....6th		332
1963	828	254	1687.....5th		3394.....8th		5081.....6th		473
1964	902	270	2064.....8th		2906.....3rd		4970.....7th		438
1965	850	244	1337.....3rd		2960.....7th		4297.....7th		392
1966	871	251	2029.....8th		2515.....3rd		4544.....3rd		381
1967	921	276	2076.....8th		3125.....8th		5201.....9th		409
1968	916	251	1861.....7th		3163.....10th		5024.....10th		404
1969	918	278	1709.....7th		2932.....10th		4641.....8th		344
1970	838	199	1351.....3rd		2354.....18th		3705.....7th		264
1971	825	206	1834.....14th		1985.....5th		3819.....10th		275
1972	876	251	1668.....4th		2183.....16th		3851.....9th		350
1973	872	239	1795.....6th		2440.....24th		4235.....19th		296
1974	945	265	1808.....13th		2583.....24th		4391.....21st		294
1975	901	247	1974.....13th		2032.....7th		4006.....9th		307
1976	903	222	1709.....3rd		2026.....12th		3735.....8th		206
1977	941	217	1530.....1st		2244.....25th		3774.....9th		148
1978	1016	251	1979.....6th		2469.....8th		4448.....6th		198
1979	1033	273	1693.....1st		3159.....23rd		4852.....10th		262
1980	1043	303	2117.....20th		3125.....15th		5242.....15th		323
1981	999	268	1992.....13th		2868.....5th		4860.....6th		289
1982	616	176	935.....7th		2234.....26th		3169.....24th		226
1983	1099	321	1938.....10th		3673.....23rd		5611.....21st		327
1984	1123	308	1664.....5th		4023.....27th		5687.....25th		241
1985	1069	290	1973.....14th		3206.....14th		5179.....13th		329
1986	1026	291	1651.....5th		3296.....16th		4947.....9th		327
1987	941	277	2017.....20th		2796.....5th		4813.....9th		288
1988	1055	316	2538.....27th		2933.....7th		5471.....22nd		352
1989	977	246	1580.....6th		2827.....3rd		4407.....3rd		226
1990	969	306	1963.....17th		3382.....21st		5345.....20th		374
1991	939	242	1794.....19th		2755.....3rd		4549.....5th		235
1992	1001	283	1963.....23rd		3120.....14th		5083.....22nd		329
1993	1005	280	1418.....4th		3731.....27th		5149.....19th		284
1994	1023	303	1752.....16th		4155.....28th		5907.....28th		396
1995	1010	322	1895.....23rd		3298.....9th		5193.....15th		345
1996	951	261	1331.....1st		3139.....10th		4470.....4th		275
1997	951	258	1803.....16th		2868.....5th		4671.....5th		287

League rankings for 1960-69 reflect American Football League ranking.
The AFL had eight teams from 1960-65, nine teams from 1966-67 and 10 teams from 1968-69.
The NFL had 26 teams from 1970-75, 28 teams from 1976-94 and 30 teams from 1995-97.

INDIVIDUAL YEAR-BY-YEAR LEADERS

Rushing

	Yards	Attempts	Average	Touchdowns
1960	Rolle—501	Rolle—130	Mingo—3.9	Mingo—4
1961	Stone—505	Stone—127	Stone—4.0	Bukaty—5
1962	Stone—360	Stone—94	Stone—3.8	Mingo—4
1963	Joe—649	Joe—154	Joe—4.2	Joe—4
1964	Mitchell—590	Mitchell—177	Joe—3.7	Mitchell—5
1965	Gilchrist—954	Gilchrist—252	Hayes—4.1	Gilchrist—6
1966	Hayes—411	Hayes—129	Hayes—3.9	Haynes/Chobian—2
1967	Little—381	Little—130	Mitchell—3.8	Hickey/Hayes—4
1968	Little—584	Little—158	Little—3.7	Lynch—4
1969	Little—729	Little—146	Little—5.0	Little—6
1970	Little—901	Little—209	Anderson—4.4	Crenshaw—5
1971	Little—1133	Little—284	Dawkins—4.4	Little—6
1972	Little—859	Little—216	Anderson—4.4	Little—9
1973	Little—979	Little—258	Dawkins—4.4	Little—12
1974	Armstrong—1407	Armstrong—263	Armstrong—5.3	Keyworth—10
1975	Keyworth—725	Keyworth—182	Keyworth—4.0	Keyworth/Lynch—3
1976	Armstrong—1008	Armstrong—247	Armstrong—4.1	Armstrong—5
1977	Armstrong—489	Armstrong—130	Perrin—4.1	Armstrong—4
1978	Perrin—455	Armstrong/Keyworth—112	Canada—4.6	Perrin—4
1979	Armstrong—453	Armstrong—108	Armstrong—4.2	Lytle—4
1980	Jensen—476	Preston—111	Jensen—4.7	Armstrong/Preston—4
1981	Parros—749	Preston—183	Parros—4.3	Lytle—4
1982	Willhite—347	Parros—77	Willhite—5.0	Willhite—2
1983	Winder—757	Winder—196	Willhite—4.4	Poole—4
1984	Winder—1153	Winder—296	Willhite—4.8	Winder—4
1985	Winder—714	Winder—199	Elway—5.1	Winder—8
1986	Winder—789	Winder—240	Sewell—5.3	Winder—9
1987	Winder—741	Winder—196	Willhite—5.4	Winder—6
1988	Dorsett—703	Dorsett—181	Elway—4.3	Dorsett—5
1989	Humphrey—1151	Humphrey—294	Elway—5.1	Humphrey—7
1990	Humphrey—1202	Humphrey—288	Elway—5.2	Humphrey—7
1991	Green—1037	Green—261	Elway—4.8	Elway—6
1992	Green—648	Green—161	Green—4.0	Lewis—4
1993	Bernstine—816	Bernstine—223	Bernstine—3.7	Delpino—8
1994	L. Russell—690	L. Russell—190	Elway—4.1	L. Russell—9
1995	Davis—1117	Davis—237	Milburn—5.4	Davis—7
1996	Davis—1538	Davis—345	Hebron—5.3	Davis—13
1997	Davis—1750	Davis—369	Davis—4.7	Davis—15

Passing

	Yards	Attempts	Completions
1960	Tripucka—3038	Tripucka—478	Tripucka—246
1961	Tripucka—1690	Tripucka—344	Tripucka—167
1962	Tripucka—2917	Tripucka—440	Tripucka—240
1963	Slaughter—1689	Slaughter—223	Slaughter—112
1964	Lee—1611	Lee—265	Lee—133
1965	McCormick—1292	McCormick—253	McCormick—103
1966	Chobolan—1110	McCormick—193	Chobolan—82
1967	Tensi—1915	Tensi—325	Tensi—131
1968	Briscoe—1589	Briscoe—224	Briscoe—93
1969	Tensi—1990	Tensi—286	Tensi—131
1970	Liske—1340	Liske—238	Liske—112
1971	Ramsey—1120	Ramsey—178	Horn—89
1972	Johnson—1783	Johnson—238	Johnson—132
1973	Johnson—2465	Johnson—346	Johnson—184
1974	Johnson—1969	Johnson—244	Johnson—136
1975	Ramsey—1562	Ramsey—233	Ramsey—128
1976	Ramsey—1931	Ramsey—270	Ramsey—128
1977	Morton—1929	Morton—254	Morton—131
1978	Morton—1802	Morton—267	Morton—146
1979	Morton—2626	Morton—370	Morton—204
1980	Morton—2150	Morton—301	Morton—183
1981	Morton—3195	Morton—376	Morton—225
1982	DeBerg—1405	DeBerg—223	DeBerg—131
1983	Elway—1663	Elway—259	Elway—123
1984	Elway—2598	Elway—380	Elway—214
1985	Elway—3891	Elway—605	Elway—327
1986	Elway—3485	Elway—504	Elway—280
1987	Elway—3198	Elway—410	Elway—224
1988	Elway—3309	Elway—496	Elway—274
1989	Elway—3051	Elway—416	Elway—223
1990	Elway—3526	Elway—502	Elway—294
1991	Elway—3253	Elway—451	Elway—242
1992	Elway—2242	Elway—316	Elway—174
1993	Elway—4030	Elway—551	Elway—348
1994	Elway—3490	Elway—494	Elway—307
1995	Elway—3970	Elway—542	Elway—316
1996	Elway—3328	Elway—466	Elway—287
1997	Elway—3635	Elway—502	Elway—280

Passing, cont.

	Completion Pct.	Touchdowns	Interceptions
1960	Tripucka—519	Tripucka—24	Tripucka—34
1961	Tripucka—486	Tripucka—10	Herring—22
1962	Tripucka—545	Tripucka—17	Tripucka—25
1963	Slaughter—502	Slaughter—12	Slaughter—14
1964	Slaughter—513	Lee—11	Lee—20
1965	Slaughter—510	McCormick—7	McCormick—14
1966	Chobolan—503	McCormick—6	McCormick—15
1967	Tensi—403	Tensi—17	Tensi—17
1968	Briscoe—415	Briscoe—14	Briscoe—13
1969	Tensi—458	Tensi—14	Tensi—12
1970	Liske—471	Liske—7	Liske—11
1971	Horn—514	Ramsey—5	Horn—14
1972	Johnson—555	Johnson—14	Johnson—14
1973	Johnson—532	Johnson—20	Johnson—17
1974	Johnson—557	Johnson—13	Johnson—9
1975	Ramsey—549	Ramsey—9	Ramsey—14
1976	Ramsey—474	Ramsey—11	Ramsey—13
1977	Morton—516	Morton—14	Morton—8
1978	Weese—632	Morton—11	Morton—8
1979	Morton—551	Morton—16	Morton—19
1980	Morton—608	Morton—12	Morton—13
1981	Morton—598	Morton—21	Morton—14
1982	DeBerg—587	DeBerg—7	DeBerg—11
1983	DeBerg—553	DeBerg—9	Elway—14
1984	Kubiak—587	Elway—18	Elway—15
1985	Elway—540	Elway—22	Elway—23
1986	Kubiak—605	Elway—19	Elway—13
1987	Karcher—549	Elway—19	Elway—12
1988	Kubiak—623	Elway—17	Elway—19
1989	Kubiak—582	Elway—18	Elway—18
1990	Elway—586	Elway—15	Elway—14
1991	Elway—537	Elway—13	Elway—12
1992	Elway—551	Elway—10	Elway—17
1993	Elway—632	Elway—25	Elway—10
1994	Elway—621	Elway—16	Elway—10
1995	Elway—583	Elway—26	Elway—14
1996	Elway—616	Elway—26	Elway—14
1997	Elway—558	Elway—27	Elway—11

Receptions

	Receptions
1960	Taylor—92
1961	Taylor—100
1962	Taylor—77
1963	Taylor—78
1964	Taylor—76
1965	Taylor—85
1966	Haynes—46
1967	Crabtree/Denson—46
1968	Crabtree—35
1969	Denson—53
1970	Denson—47
1971	Anderson—37
1972	Sherman—38
1973	Odoms—43
1974	Odoms—42
1975	Keyworth—42
1976	Armstrong—39
1977	Odoms—37
1978	Odoms—54
1979	Upchurch—64
1980	Jensen—49
1981	Watson—60
1982	Parros—37
1983	Watson—59
1984	Watson—69
1985	Watson—61
1986	Willhite—64
1987	V. Johnson—42
1988	V. Johnson—68
1989	V. Johnson—76
1990	Jackson—57
1991	Young—44
1992	Sharpe—53
1993	Sharpe—81
1994	Sharpe—87
1995	Sharpe—63
1996	Sharpe—80
1997	Sharpe—72

Yards

	Yards
1960	Taylor—1235
1961	Taylor—1176
1962	Taylor—908
1963	Taylor—1101
1964	Taylor—873
1965	Taylor—1131
1966	Denson—725
1967	Denson—899
1968	Crabtree—601
1969	Denson—809
1970	Denson—646
1971	Simmons—403
1972	Sherman—661
1973	Odoms—629
1974	Odoms—639
1975	Odoms—544
1976	Moses—498
1977	Moses—539
1978	Odoms—829
1979	Moses—943
1980	Moses—674
1981	Watson—1244
1982	Watson—555
1983	Watson—1133
1984	Watson—1170
1985	Watson—915
1986	Jackson—738
1987	V. Johnson—684
1988	V. Johnson—896
1989	V. Johnson—1095
1990	Jackson—926
1991	Young—629
1992	Jackson—745
1993	Sharpe—995
1994	Miller—1107
1995	Miller—1079
1996	Sharpe—1062
1997	R. Smith—1180

Receiving

	Average	Touchdowns
1960	Carmichael—19.3	Taylor—12
1961	Frazier—17.0	Frazier—6
1962	Scarpitto—19.0	Scarpitto—6
1963	Groman—16.2	Taylor—10
1964	Dixon—15.4	Taylor—7
1965	Scarpitto—18.3	Taylor—6
1966	Denson—20.1	Scarpitto—4
1967	Denson—19.5	Denson—11
1968	Denson—17.2	Crabtree/Denson—5
1969	Embre—16.2	Denson—10
1970	Whalen—14.0	Whalen—3
1971	Simmons—16.1	Harrison—2
1972	Sherman—17.4	Moses—5
1973	Moses—18.5	Moses—8
1974	Moses—16.4	Odoms—6
1975	Moses—17.4	Dolbin/Odoms—3
1976	Moses—19.9	Moses—7
1977	Moses—20.0	Moses—4
1978	Moses—20.1	Odoms—6
1979	Moses—17.5	Upchurch—7
1980	Moses—17.7	Odoms—6
1981	Watson—20.7	Watson—13
1982	Upchurch—15.7	Upchurch—3
1983	Watson—19.2	Watson—5
1984	Watson—17.0	Watson—7
1985	B. Johnson—20.0	Watson—5
1986	Jackson—19.4	Winder—5
1987	Nattiel—20.3	V. Johnson—7
1988	Jackson—18.5	Jackson—6
1989	Young—18.3	V. Johnson—7
1990	Nattiel—16.5	Jackson/Young—4
1991	Jackson—18.3	V. Johnson—3
1992	Marshall—19.0	Jackson—8
1993	Russell—16.3	Sharpe—9
1994	Miller—18.5	Miller—5
1995	Miller—18.3	Miller—14
1996	R. Smith—14.8	Sharpe—10
1997	R. Smith—17.9	R. Smith—12

Interceptions

No.	
1960	Gonsoulin—11
1961	Nugent—7
1962	Gonsoulin—7
1963	Gonsoulin—6
1964	Brown—9
1965	Gonsoulin—6
1966	Brown/Sellers—3
1967	Sellers—7
1968	Jaquess—5
1969	Thompson—3
1970	Martha—6
1971	Thompson—5
1972	Mitchell—3
1973	Jones—4
1974	Jones/Thompson—5
1975	Gradishar—3
1976	Jackson—7
1977	Thompson—5
1978	B. Jackson/Foley—6
1979	Foley—6
1980	Foley—4
1981	Foley—5
1982	Kyle—3
1983	Wright—6
1984	Foley/Harden—6
1985	Harden/L. Wright—5
1986	Harden—6
1987	Harden—4
1988	Harden—4
1989	Braxton—6
1990	Atwater/Henderson/Montgomery—2
1991	Atwater/Smith—5
1992	Henderson/Smith—4
1993	Smith/Braxton—3
1994	Crockett/Hilliard/R. Jones—2
1995	Atwater—3
1996	Braxton—9
1997	Braxton/Crockett/Gordon—4

Punt Returns

No.	Yards
1960	Carmichael—15
1961	Frazier—18
1962	Mingo—7
1963	Mitchell—12
1964	Barry—16
1965	Barry—21
1966	Haynes—10
1967	Little—16
1968	Little—24
1969	Thompson—25
1970	Thompson—23
1971	Thompson—29
1972	Sherman—10
1973	Thompson—30
1974	Thompson—26
1975	Upchurch—27
1976	Upchurch—39
1977	Upchurch—51
1978	Upchurch—36
1979	Upchurch—30
1980	Upchurch—37
1981	Manning—41
1982	Upchurch—15
1983	Thomas—33
1984	Willhite/Thomas—20
1985	V. Johnson—30
1986	Willhite—42
1987	Clark—18
1988	Nattiel—22
1989	Bell—21
1990	Clark—21
1991	V. Johnson—24
1992	Marshall—33
1993	Milburn—40
1994	Milburn—41
1995	Milburn—31
1996	Kinchen—26
1997	Gordon—40

Return Yards
Gonsoulin—98
McNamara—85
Zeman—133
Gonsoulin—64
Brown—140
Wilson—118
Brown—37
Wilson—153
Jaquess—64
Thompson—92
Martha—99
Thompson—83
Preece—30
Thompson—96
Thompson—105
Thompson—97
Jackson—136
Wright—128
B. Jackson—128
Thompson—57
Foley—115
Foley—81
Smith—29
Harden—127
Mecklenburg—105
Harden—100
Harden—179
Clark—105
Robbins—66
Braxton—103
Henderson—71
Atwater—104
Henderson—79
Atwater—81
Atwater—24
Atwater—54
Braxton—128
Braxton—113

Average
Carmichael—6.7
Frazier—12.8
Zeman—11.8
Mingo—12.1
Mitchell—12.0
Barry—10.0
Haynes—11.9
Little—16.9
Little—10.9
Thompson—11.5
Thompson—10.1
Thompson—9.4
Sherman—8.9
Thompson—13.2
Thompson—13.5
Thompson—12.2
Upchurch—13.7
Upchurch—12.8
Upchurch—13.7
Upchurch—10.1
Upchurch—9.5
Manning—9.2
Upchurch—16.1
Thomas—11.2
Willhite—10.0
Willhite—10.4
Willhite—11.1
Swanson—14.7
Nattiel—9.9
V. Johnson—9.8
V. Johnson—8.4
V. Johnson—7.3
Marshall—10.6
Milburn—10.6
Milburn—9.2
Milburn—11.4
R. Smith—12.3
Gordon—13.6

Kickoff Returns

No.	Yards	Average
1960	Carmichael—581	Carmichael—26.4
1961	Frazier—504	Frazier—28.0
1962	Frazier—388	Frazier—20.4
1963	Mitchell—954	Mitchell—25.7
1964	Barry—1245	Barry—26.5
1965	Haynes—901	Haynes—26.5
1966	Sellers—540	Sellers—28.4
1967	Little—942	Little—26.9
1968	Little—649	Little—25.0
1969	Williams—574	Thompson—28.5
1970	Anderson—520	Anderson—24.8
1971	Anderson—8	Little—28.3
1972	Montgomery—756	Montgomery—26.1
1973	Armstrong—472	Armstrong—23.6
1974	Armstrong—386	Armstrong—24.1
1975	Upchurch—1084	Upchurch—27.1
1976	Upchurch—514	Perrin—27.9
1977	Upchurch—456	Upchurch—22.8
1978	Perrin—256	Upchurch—27.8
1979	Pane—354	Pane—19.7
1980	Brunson—923	Brunson—23.1
1981	Manning—514	Manning—19.8
1982	Manning—346	Manning—23.1
1983	Thomas—573	Thomas—20.5
1984	Lang—404	Lang—21.3
1985	V. Johnson—740	V. Johnson—24.7
1986	Bell—531	Bell—23.1
1987	Bell—323	Swanson—26.0
1988	Bell—762	Bell—21.2
1989	Bell—602	Bell—20.1
1990	Clark—505	Clark—25.3
1991	Montgomery—488	Montgomery—18.8
1992	Montgomery—466	Montgomery—22.2
1993	Russell—374	Russell—20.8
1994	Milburn—793	By'not'e—22.7
1995	Milburn—1269	Milburn—27.0
1996	Hebron—1099	Hebron—24.4
1997	Hebron—1009	Hebron—23.5

Scoring

Touchdowns	Field Goals	Points
Taylor—12	Mingo 18-28, 643	Mingo—123
Frazier/Stone—8	Hill 5-15, 333	Frazier—50
Scarpitto—6	Mingo 27-39, 692	Mingo—137
Taylor—10	Mingo 16-30, 533	Mingo—83
Taylor—7	Mingo 8-12, 667	Taylor—42
Hayes/Gilchrist—7	Kroner 13-29, 448	Kroner—71
Scarpitto—5	Kroner 14-25, 560	Kroner—62
Denson—11	Humphreys 7-15, 467	Denson—66
Crabtree/Little/Denson—5	Howfield 9-18, 500	Howfield—57
Denson—10	Howfield 13-29, 448	Howfield—75
Crenshaw—6	Howfield 18-32, 563	Howfield—81
Little—6	Turner 25-38, 658	Turner—93
Little—13	Turner 20-29, 690	Turner—97
Little—13	Turner 22-33, 667	Turner—106
Armstrong—12	Turner 11-21, 524	Armstrong—72
*5 players—4	Turner 21-29, 724	Turner—86
Moses—7	Turner 15-21, 714	Turner—81
**5 players—4	Turner 13-19, 684	Turner—76
Odoms—6	Turner 11-22, 500	Turner—64
Upchurch—7	Turner 13-21, 619	Turner—71
Odoms—6	Steinfert 26-34, 765	Steinfert—110
Upchurch—13	Steinfert 17-30, 567	Steinfert—87
Upchurch—5	Karlis 11-13, 846	Karlis—48
Watson—5	Karlis 21-25, 840	Karlis—96
Watson—7	Karlis 21-28, 750	Karlis—101
Winder—8	Karlis 23-38, 605	Karlis—110
Winder—14	Karlis 20-28, 715	Karlis—104
V. Johnson/Winder—7	Karlis 18-25, 720	Karlis—91
Jackson/Sewell—6	Karlis 23-36, 639	Karlis—105
Humphrey—8	Treadwell—27-33, 818	Treadwell—120
Humphrey—7	Treadwell—25-34, 735	Treadwell—109
Elway—6	Treadwell—27-36, 750	Treadwell—112
Jackson—8	Treadwell—20-24, 833	Treadwell—88
Sharpe—9	Elam—26-35, 743	Elam—119
L. Russell—9	Elam—30-37, 841	Elam—119
Miller—14	Elam—31-38, 816	Elam—132
Davis—15	Elam—21-28, 750	Elam—109
Davis—15	Elam—26-36, 722	Elam—124

*Keyworth, Dolbin, Little, Lynch, Odoms.

**Armstrong, Moses, Morton, Perrin, Upchurch.

Defense

Quarterback Sacks

1968	R. Jackson—10.5
1969	R. Jackson—12.5
1970	P. Smith—11.5
1971	P. Smith—12
1972	Alzado—10.5
1973	P. Smith—11
1974	Alzado—13
1975	Alzado—7
1976	Chavous—8
1977	Alzado—8
1978	Alzado—9
1979	Manor—6.5
1980	R. Jones—11.5
1981	R. Jones—9.5
1982	Chavous—5
1983	T. Jackson—5.5
1984	R. Jones—11
1985	Mecklenburg—13
1986	R. Jones—13.5
1987	R. Jones—7
1988	Fletcher—9
1989	Fletcher—12
1990	Fletcher—11
1991	Fletcher—13.5
1992	Fletcher—16
1993	Fletcher—13.5
1994	Fletcher—7
1995	Perry—6
1996	A. Williams—13
1997	Tanuvasa/A. Williams 8.5

Total Tackles

1968	R. Jackson—91
1969	R. Jackson—69*
1970	R. Jackson—84*
1971	Forsberg—98
1972	Alzado/Graham—91
1973	P. Smith—106
1974	T. Jackson—116
1975	Gradishar—177
1976	Gradishar—198
1977	Gradishar—219
1978	Gradishar—286
1979	Gradishar—235
1980	Gradishar—250
1981	Gradishar—258
1982	Gradishar—151
1983	Gradishar—224
1984	Busick—195
1985	Harden—82
1986	Hunley—164
1987	Ryan—125
1988	Kragen—140
1989	Mecklenburg—143
1990	Brooks—175
1991	Brooks—153
1992	Brooks—170
1993	Atwater—141
1994	Alexander—172
1995	Atwater—148
1996	Romanowski—128
1997	Mobley—162

BRONCOS ALL-TIME SERVICE RECORDS (REGULAR SEASON)

Most Seasons with Denver

15	John Elway, 1983-97
14	Tom Jackson, 1973-86
14	Dennis Smith, 1981-94
13	Barney Chavous, 1973-85
13	Paul Howard, 1973-75, 1977-86
13	Ken Lanier, 1981-92, 1994
13	Bill Thompson, 1969-81
12	Billy Bryan, 1977-88
12	Rubin Carter, 1975-86
12	Riley Odoms, 1972-83
12	Louis Wright, 1975-86
12	Karl Mecklenburg, 1983-94

Most Games Played with Denver

221	John Elway, 1983-97
191	Tom Jackson, 1973-86
187	Paul Howard, 1973-75, 1977-86
184	Dennis Smith, 1981-94
182	Barney Chavous, 1973-85
179	Bill Thompson, 1968-81
173	Ken Lanier, 1981-92, 1994
172	Simon Fletcher, 1985-95
170	Karl Mecklenburg, 1983-94
166	Rubin Carter, 1975-86
166	Louis Wright, 1975-86
160	Steve Foley, 1976-86
153	Billy Bryan, 1977-88

Most Games Started with Denver

219	John Elway, 1983-97
178	Bill Thompson, 1968-81
177	Tom Jackson, 1973-86
177	Barney Chavous, 1973-85
170	Dennis Smith, 1981-94
165	Ken Lanier, 1981-92, 1994
163	Louis Wright, 1975-86
151	Billy Bryan, 1977-88
151	Rubin Carter, 1975-86
146	Paul Howard, 1973-75, 1977-86

Most Consecutive Games Played

172	Simon Fletcher (1st in '85 through 16th in '95)
166	Ken Lanier (13th in '81 through 16th in '92)
156	Bill Thompson (1st in '71 through 16th in '81)

Most Consecutive Games Started

156	Bill Thompson (1st in '71 through 16th in '81)
140	Simon Fletcher (1st in '87 through 16th in '95)
131	Ken Lanier (9th in '84 through 16th in '92)

BRONCOS ALL-TIME RECORDS

INDIVIDUAL RECORDS — OFFENSE

TOTAL OFFENSE

Most Total Plays

Career	
8,251	John Elway, 1983-97
1,693	Craig Morton, 1977-82
1,650	Floyd Little, 1967-75
1,496	Sammy Winder, 1982-90
1,283	Frank Tripucka, 1960-63
1,078	Terrell Davis, 1995-97
1,023	Otis Armstrong, 1973-80
994	Charley Johnson, 1972-75
952	Steve Ramsey, 1971-76
856	Steve Tensi, 1967-70

Season

656	John Elway, 1985
605	John Elway, 1995
595	John Elway, 1993
586	John Elway, 1997
556	John Elway, 1986
552	John Elway, 1994
552	John Elway, 1990
550	John Elway, 1988
542	John Elway, 1996
515	Frank Tripucka, 1960

Game

64	Elway, at Green Bay, 10/10/93
56	Slaughter, at Houston, 12/20/64
56	Tripucka, at Buffalo, 9/15/62
55	Elway, at N.Y. Giants, 11/23/86

Most Yards Total Offense

(COMBINED RUSHING AND PASSING YARDS)

Career	
51,982	John Elway, 1983-97 (3,313/48,669)
12,155	Craig Morton, 1977-82 (260/11,895)
6,366	Floyd Little, 1967-75 (6,323/43)
7,651	Frank Tripucka, 1960-63 (-25/7,676)
7,255	Charley Johnson, 1972-75 (14/7,238)
5,428	Sammy Winder, 1982-90 (5,428/0)
6,545	Steve Ramsey, 1971-76 (-108/6,545)
4,453	Otis Armstrong, 1973-80 (4,453/0)
4,405	Terrell Davis, 1995-97 (4,405/0)
2,685	Jon Keyworth, 1974-80 (2,653/32)

Season

4,183	John Elway, 1993
4,146	John Elway, 1995
4,144	John Elway, 1985
3,853	John Elway, 1997
3,784	John Elway, 1990
3,742	John Elway, 1986
3,725	John Elway, 1994
3,577	John Elway, 1996
3,543	John Elway, 1988
3,511	John Elway, 1991

Game

447	Tripucka, at Buffalo, 9/15/62
445	C. Johnson, vs. Kansas City, 11/24/74
432	Elway, at Seattle, 12/20/85
399	Elway, vs. Atlanta, 11/20/94
394	Elway, at Green Bay, 10/10/93

387	Elway, at San Diego, 11/29/87
387	Elway, at N.Y. Giants, 11/23/86
382	Elway, at Los Angeles, 1/2/94
376	Elway, vs. Chicago, 11/16/87
376	Tripucka, vs. San Diego, 9/17/62

Most Total Yards from Scrimmage
(RUSHING AND RECEIVING)

Career	
8,741	Floyd Little, 1967-75 (6,323/2,418)
6,824	Lionel Taylor, 1960-66 (12/6,812)
6,730	Sammy Winder, 1982-90 (5,428/1,302)
6,131	Steve Watson, 1979-87 (19/6,112)
6,000	Shannon Sharpe, 1990-97 (9/5,991)

Season

2,037	Terrell Davis, 1997 (1,750/287)
1,848	Terrell Davis, 1996 (1,538/310)
1,812	Otis Armstrong, 1974 (1,407/405)
1,484	Terrell Davis, 1995 (1,117/367)

Game

236	Davis, at Buffalo, 10/26/97 (207/29)
228	Davis, vs. Cincinnati, 9/21/97 (215/13)
214	Davis, at San Diego, 11/30/97 (178/36)
213	Davis, vs. Baltimore, 10/20/96 (194/19)
210	Davis, at New England, 11/17/96 (156/54)

Most Total Yards from Scrimmage
By a Rookie (RUSHING AND RECEIVING)

Season	
1,484	Terrell Davis, 1995 (1,117/367)
1,307	Bobby Humphrey, 1989 (1,151/156)
1,229	Lionel Taylor, 1960 (-6/1,235)

Game

199	Taylor, vs. Buffalo, 11/27/60 (0/199)
196	Davis, vs. San Diego, 11/19/95 (176/20)
173	Frazier, vs. Oakland, 10/15/61 (27/146)

Most Combined Yardage

(RUSHING/RECEIVING/RETURNS)

Career	
12,157	Floyd Little, 1967-75 (6,323/2,418/3,416)
10,081	Rick Upchurch, 1975-83 (349/4,369/5,363)
7,329	V. Johnson, 1985-93, '95 (44/5,695/1,590)
6,824	Lionel Taylor, 1960-66 (12/6,812/0)
6,730	Sammy Winder, 1982-90 (5,428/1,302/0)

Season

2,080	Glyn Milburn, 1995 (266/191/1,623)
2,037	Terrell Davis, 1997 (1,750/287/0)
1,848	Terrell Davis, 1996 (1,538/310/0)

Game

*404	Milburn, vs. Seattle, 12/10/95 (131/45/228)
284	Upchurch, vs. K. City, 9/21/75 (13/153/118)
236	Davis, at Buffalo, 10/26/97 (207/29/0)

*NFL Record



INDIVIDUAL RECORDS — OFFENSE

**MOST COMBINED YARDAGE BY A ROOKIE
(RUSHING/RECEIVING/RETURNS)****Season**

1,929	Upchurch, 1975 (97/436/1,396)
1,484	Davis, 1995 (1,117/367/0)
1,430	Barry, 1964 (7/31/1,392)

Game

284	Upchurch, vs. K. City, 9/21/75 (13/153/118)
225	Upchurch, vs. Cleveland, 10/19/75 (7/21/197)
196	Davis, vs. San Diego, 11/19/95 (176/20/0)

BEST AVERAGE GAIN PER PLAY**Career (min. 200 plays)**

7.30	Craig Morton, 1977-82
7.30	Charley Johnson, 1972-75
7.16	Marlin Briscoe, 1968
7.03	Norris Weese, 1976-79
6.88	Steve Ramsey, 1971-76
6.34	Jacky Lee, 1964-65
6.31	John Elway, 1983-97
6.15	Pete Liske, 1969-70
6.12	Steve Tensi, 1967-70
5.89	Mickey Slaughter, 1963-66

Season (min. 125 plays)

8.37	Craig Morton, 1981
7.93	Charley Johnson, 1974
7.53	Don Breaux, 1963
7.49	Charley Johnson, 1972
7.45	Steve Ramsey, 1976
7.36	John Elway, 1987
7.21	Steve Deberg, 1983
7.21	Craig Morton, 1977
7.16	Pete Liske, 1969
7.16	Marlin Briscoe, 1968

Game (min. 10 plays)

15.70	Morton, vs. San Diego, 9/27/81
14.20	Morton, vs. Detroit, 10/11/81
13.58	C. Johnson, vs. Kansas City, 9/21/75
12.82	C. Johnson, at Oakland, 10/22/72
12.45	C. Johnson, at Oakland, 10/22/72
12.39	Morton, vs. Kansas City, 12/10/78
12.37	Weese, vs. Pittsburgh, 12/16/78
12.17	C. Johnson, vs. San Diego, 10/20/74

RUSHING**MOST ATTEMPTS****Career**

1,641	Floyd Little, 1967-75
1,493	Sammy Winder, 1982-90
1,023	Otis Armstrong, 1973-80
951	Terrell Davis, 1995-97
737	John Elway, 1983-97
699	Jon Keyworth, 1974-80
593	Bobby Humphrey, 1989-91
479	Dave Preston, 1978-83
422	Gaston Green, 1991-92
380	Gerald Willhite, 1982-88

Season

369	Terrell Davis, 1997
345	Terrell Davis, 1996
296	Sammy Winder, 1984
294	Bobby Humphrey, 1989
288	Bobby Humphrey, 1990

284	Floyd Little, 1971
263	Otis Armstrong, 1974
261	Gaston Green, 1991
256	Floyd Little, 1973
252	Cookie Gilchrist, 1965

Game

42	Davis, at Buffalo (OT), 10/26/97
34	Davis, at Kansas City, 11/16/97
34	Humphrey, at Buffalo, 9/30/90
34	Winder, at L. A. Raiders, 10/28/84
32	Davis, vs. New England, 10/6/97
32	Davis, at New England, 11/17/96
32	Dorsett, vs. LA Raiders, 9/26/88
32	Gilchrist, at Boston, 9/24/65
31	Humphrey, at L.A. Raiders, 12/3/89
31	Humphrey, at Washington, 11/20/89
31	Winder, vs. Kansas City, 9/23/84
31	Armstrong, vs. Houston, 12/8/74

MOST ATTEMPTS BY A ROOKIE**Season**

294	Bobby Humphrey, 1989
237	Terrell Davis, 1995
154	Billy Joe, 1963

Game

31	Humphrey, at L.A. Raiders, 12/3/89
31	Humphrey, at Washington, 11/20/89
30	Davis, vs. San Diego, 11/19/95

MOST RUSHING YARDS**Career**

6,323	Floyd Little, 1967-75
5,428	Sammy Winder, 1982-90
4,453	Otis Armstrong, 1973-80
4,377	Terrell Davis, 1995-97
3,313	John Elway, 1983-97
2,653	Jon Keyworth, 1974-80
2,386	Bobby Humphrey, 1989-91
1,793	Dave Preston, 1978-83
1,688	Gerald Willhite, 1982-88
1,685	Gaston Green, 1991-92

Season

1,750	Terrell Davis, 1997
1,538	Terrell Davis, 1996
1,407	Otis Armstrong, 1974
1,202	Bobby Humphrey, 1990
1,153	Sammy Winder, 1984
1,151	Bobby Humphrey, 1989
1,133	Floyd Little, 1971
1,117	Terrell Davis, 1995
1,037	Gaston Green, 1991
1,008	Otis Armstrong, 1976

Game

215	Davis, vs. Cincinnati, 9/21/97
207	Davis, at Buffalo (OT), 10/26/97
194	Davis, vs. Baltimore, 10/20/96
183	Armstrong, vs. Houston, 12/8/74
178	Davis, at San Diego, 11/30/97
177	Humphrey, at Buffalo, 9/30/90
176	Davis, vs. San Diego, 11/19/95
171	Davis, vs. New England, 10/6/97
166	Little, at Cincinnati, 10/19/69
165	Winder, at Houston, 10/9/83
158	Green, at Minnesota, 9/29/91
154	Davis, at New England, 11/17/96



INDIVIDUAL RECORDS — OFFENSE

MOST RUSHING YARDS BY A ROOKIE**Season**

1,151	Bobby Humphrey, 1989
1,117	Terrell Davis, 1995
649	Billy Joe, 1963

Game

176	Davis, vs. San Diego, 11/19/95
148	Keyworth, at Oakland, 11/24/74
135	Davis, vs. Arizona, 11/5/95

BEST RUSHING AVERAGE**Career (min. 100 carries)**

4.60	Terrell Davis, 1995-97
4.50	John Elway, 1983-97
4.44	Gerald Willhite, 1982-88
4.35	Otis Armstrong, 1973-80
4.30	Joe Dawkins, 1971-73
4.20	Gene Mingo, 1960-64
4.20	Larry Canada, 1978-79, 1981
4.14	Fran Lynch, 1967-75
4.12	Jim Jensen, 1977, 1979-80
4.09	Bobby Anderson, 1970-73

Season (min. 100 carries)

5.35	Otis Armstrong, 1974
4.99	Floyd Little, 1969
4.82	Gerald Willhite, 1984
4.74	Terrell Davis, 1997
4.71	Terrell Davis, 1995
4.71	Jim Jensen, 1980
4.62	Larry Canada, 1978
4.62	Jon Keyworth, 1974
4.46	Terrell Davis, 1996
4.43	Otis Armstrong, 1980
4.43	Bobby Anderson, 1970

Game (min. 8 rushes)

11.00	Rolle, vs. Oakland, 10/2/60
10.38	Joe, at Boston, 10/18/63
10.33	Dawkins, at Kansas City, 10/7/73
10.00	Weese, at Chicago, 12/12/76
9.87	Keyworth, at Oakland, 11/24/74
8.86	Little, at N.Y. Giants, 11/5/72
8.80	Russell, vs. San Diego, 9/4/94
8.75	Keyworth, at Seattle, 10/29/78 (OT)
8.75	Little, at San Francisco, 10/25/70
8.67	Armstrong, vs. San Diego, 10/7/79

BEST RUSHING AVERAGE BY A ROOKIE**Season (min. 100 carries)**

4.71	Terrell Davis, 1995
4.62	Larry Canada, 1978
4.62	Jon Keyworth, 1974

Game (min. 8 rushes)

10.38	Joe, at Boston, 10/18/63
10.00	Weese, at Chicago, 12/12/76
9.87	Keyworth, at Oakland, 11/24/74

MOST RUSHING TOUCHDOWNS**Career**

43	Floyd Little, 1967-75
39	Sammy Winder, 1982-90
35	Terrell Davis, 1995-97
32	John Elway, 1983-97
25	Otis Armstrong, 1973-80
22	Jon Keyworth, 1973-80
17	Gerald Willhite, 1982-88
14	Bobby Humphrey, 1989-91
13	Steve Sewell, 1985-92

12	Rob Lytle, 1977-83
12	Fran Lynch, 1967-76

Season

15	Terrell Davis, 1997
13	Terrell Davis, 1996
12	Floyd Little, 1973
10	Jon Keyworth, 1974
9	Leonard Russell, 1994
9	Sammy Winder, 1986
9	Otis Armstrong, 1974
9	Floyd Little, 1972
8	Robert Delpino, 1993
8	Sammy Winder, 1985

Game

3	Terrell Davis, vs. Oakland, 11/24/97
3	Green, vs. San Diego, 9/22/91
3	Armstrong, vs. Houston, 12/8/74
3	Keyworth, vs. Kansas City, 11/18/74
3	Little, vs. Cincinnati, 9/16/73
2	many (last by Davis at Oakland, 10/19/97)

MOST RUSHING TDs BY A ROOKIE**Season**

7	Terrell Davis, 1995
7	Bobby Humphrey, 1989
4	4 times (last by Greg Lewis, 1991)

Game

3	Keyworth, vs. K.C., 11/18/74
2	many (last by Davis vs. Wash, 9/17/95)

MOST CONSECUTIVE GAMES SCORING BY RUSH

5	Davis, 1997
5	Winder, 1985

LONGEST SCORING RUN

82	Gene Mingo, vs. Oakland, 10/5/62
80	Floyd Little, at San Francisco, 10/25/70
72	Joe Dawkins, at Kansas City, 10/7/73
71	Terrell Davis, vs. Baltimore, 10/20/96
68	Billy Joe, at Boston, 10/18/63
67	Gaston Green, vs. Houston, 10/18/91
66	Billy Van Heusen, vs. Houston, 9/17/72
65	Terrell Davis, at Kansas City, 9/22/96
63	Gaston Green, vs. San Diego, 9/22/91
63	Bob Scarpitto, at San Diego, 10/30/66

LONGEST SCORING RUN BY A ROOKIE

68	Billy Joe, at Boston, 10/18/63
60	Terrell Davis, at Houston, 11/26/95
57	Dave Rolle, vs. Oakland, 10/2/60

LONGEST NON-SCORING RUN

68	Henry Bell, vs. Los Angeles, 10/16/60
63	Jim Krieg, vs. San Diego, 12/10/72
62	Lonnie Perrin, vs. Baltimore, 11/27/77
52	Gerald Willhite, vs. Kansas City, 9/23/84
51	Billy Joe, vs. New York, 11/15/64
48	Reggie Rivers, at Cleveland, 9/27/92
47	Vaughn Hebron, vs. Kansas City, 10/27/96
47	Larry Canada, vs. Kansas City, 12/10/78
47	Floyd Little, at Houston, 10/14/73
47	Abner Haynes, at Kansas City, 12/19/65

LONGEST NON-SCORING RUN BY A ROOKIE

68	Henry Bell, vs. Los Angeles, 10/16/60
63	Jim Krieg, vs. San Diego, 12/10/72
47	Larry Canada, vs. Kansas City, 12/10/78

INDIVIDUAL RECORDS — OFFENSE

PASSING

MOST PASSING YARDS

Career	
48,669	John Elway, 1983-97
11,895	Craig Morton, 1977-82
7,676	Frank Tripucka, 1960-63
7,238	Charley Johnson, 1972-75
6,437	Steve Ramsey, 1971-76
5,153	Steve Tensi, 1967-70
3,819	Steve DeBerg, 1981-83
3,607	Mickey Slaughter, 1963-66
2,791	J. McCormick, 1963, 1965-66, '68
2,303	Jacky Lee, 1964-65

Season

4,030	John Elway, 1993
3,970	John Elway, 1995
3,891	John Elway, 1985
3,635	John Elway, 1997
3,526	John Elway, 1990
3,490	John Elway, 1994
3,485	John Elway, 1986
3,328	John Elway, 1996
3,309	John Elway, 1988
3,253	John Elway, 1991
3,198	John Elway, 1987

Game

447	Tripucka, at Buffalo, 9/15/62
445	C. Johnson, vs. Kansas City, 11/18/74
432	Elway, at Seattle, 12/20/85
382	Elway, vs. Atlanta, 10/23/94
376	Tripucka, vs. San Diego, 9/7/62
375	Tripucka, vs. Houston, 11/6/60
371	Elway, vs. San Diego, 9/4/94
370	Lee, at Oakland, 12/5/65
367	Elway, at Green Bay, 10/10/93
361	C. Johnson, at Oakland, 10/22/72

MOST PASSING YARDS BY A ROOKIE

Season

1,689	Mickey Slaughter, 1963
1,663	John Elway, 1983
1,589	Marlin Briscoe, 1968

Game

345	Elway, vs. Baltimore, 12/11/83 (23-34)
335	Briscoe vs. Buffalo, 11/24/68 (12-29)

MOST ATTEMPTS

Career

6,894	John Elway, 1983-97
1,594	Craig Morton, 1977-82
1,277	Frank Tripucka, 1960-63
970	Charley Johnson, 1972-75
919	Steve Ramsey, 1971-76
810	Steve Tensi, 1967-70
584	Mickey Slaughter, 1963-66
546	Steve DeBerg, 1981-83
537	John McCormick, 1963, 1965-66, '68
353	Pete Liske, 1969-70

Season

605	John Elway, 1985
551	John Elway, 1993
542	John Elway, 1995
504	John Elway, 1986
502	John Elway, 1997

502	John Elway, 1990
496	John Elway, 1988
494	John Elway, 1994
478	Frank Tripucka, 1962
466	John Elway, 1996

Game

59	Elway, at Green Bay, 10/10/93
56	Tripucka, at Buffalo, 9/15/62
53	Slaughter, at Houston, 12/20/64
52	Tripucka, at Houston, 11/20/60
52	Tripucka, vs. Houston, 11/6/60
50	Elway, vs. San Diego, 11/17/85
49	Elway, at Los Angeles Raiders, 12/4/88
47	Elway, vs. Washington, 9/17/95
46	Elway, at Oakland, 10/19/97
46	Elway, vs. Oakland, 10/16/95
46	Elway, vs. San Diego, 9/4/94

MOST ATTEMPTS BY A ROOKIE

Season

259	John Elway, 1983
224	Marlin Briscoe, 1968
223	Mickey Slaughter, 1963

Game

44	Elway, vs. Baltimore, 12/11/83
29	Briscoe vs. Buffalo, 11/24/68
28	Maddox, at Buffalo, 12/12/92

MOST COMPLETIONS

Career

3,913	John Elway, 1983-97
907	Craig Morton, 1977-82
662	Frank Tripucka, 1960-63
517	Chaley Johnson, 1972-75
456	Steve Ramsey, 1971-76
348	Steve Tensi, 1967-70
314	Steve DeBerg, 1981-83
291	Mickey Slaughter, 1963-66
207	John McCormick, 1963, 1965-66, '68
177	Jacky Lee, 1964-65

Season

348	John Elway, 1993
327	John Elway, 1985
316	John Elway, 1995
307	John Elway, 1994
294	John Elway, 1990
287	John Elway, 1996
280	John Elway, 1997
280	John Elway, 1986
274	John Elway, 1988
248	Frank Tripucka, 1960

Game

36	Elway vs. San Diego, 9/4/94
34	Slaughter, at Houston, 12/20/64
33	Elway, at Green Bay, 10/10/93
30	Elway, vs. Washington, 9/17/95
30	Elway, vs. Cleveland, 10/30/94
30	Elway, vs. Minnesota, 11/14/93
30	Elway, vs. Seattle, 9/23/90
30	Elway, at Green Bay (at Milwaukee), 9/20/87
30	Tripucka, vs. Houston, 11/6/60
29	Elway, at New York Jets, 9/11/94
29	Elway, vs. L.A. Raiders, 12/4/88
29	Tripucka, at Buffalo, 9/15/62

INDIVIDUAL RECORDS — OFFENSE

MOST COMPLETIONS BY A ROOKIE

Season

123	John Elway, 1983
112	Mickey Slaughter, 1963
93	Marlin Briscoe, 1968

Game

23	Elway, vs. Baltimore, 12/11/83
18	Maddox, at L.A. Raiders, 11/22/92

BEST COMPLETION PERCENTAGE

Career (min. 100 passes)

.626	Hugh Millen, 1994-95
.581	Gary Kubiak, 1983-91
.570	Norris Weese, 1976-79
.569	Craig Morton, 1977-82
.568	John Elway, 1983-97
.545	Tommy Maddox, 1992
.533	Charley Johnson, 1972-75
.518	Frank Tripucka, 1960-63
.514	Don Horn, 1971
.513	Jacky Lee, 1964-65

Season (min. 50 passes)

.632	John Elway, 1983
.632	Norris Weese, 1978
.623	Gary Kubiak, 1988
.621	John Elway, 1994
.618	Hugh Millen, 1994
.616	John Elway, 1996
.608	Craig Morton, 1980
.598	Craig Morton, 1981
.593	Steve DeBerg, 1982
.587	Gary Kubiak, 1984
.587	Steve DeBerg, 1982

BEST COMPLETION PERCENTAGE, CONT.

Game (min. 10 passes)

.944	Morton, vs. San Diego, 9/27/81
.917	Elway, at L.A. Raiders, 11/2/86
.863	Morton, vs. Kansas City, 12/20/78
.842	Elway, vs. Minnesota, 11/18/84
.833	Ramsey, vs. Cleveland, 10/19/75
.826	Millen, at San Francisco, 12/17/94
.818	Elway, at Kansas City, 10/4/94
.800	Elway, at Minnesota, 11/4/90
.783	Elway, vs. San Diego, 9/4/94
.773	Morton, vs. Houston, 11/2/80

MOST TOUCHDOWN PASSES

Career

278	John Elway, 1983-97
74	Craig Morton, 1977-82
52	Charley Johnson, 1972-75
51	Frank Tripucka, 1960-63
38	Steve Tensi, 1967-70
35	Steve Ramsey, 1971-76
22	Steve DeBerg, 1981-83
22	Mickey Slaughter, 1963-66
17	John McCormick, 1963, 1965-66, '68
16	Pete Liske, 1969-70
16	Jacky Lee, 1964-65

Season

27	John Elway, 1997
26	John Elway, 1996
26	John Elway, 1995
25	John Elway, 1993

24	Frank Tripucka, 1960
22	John Elway, 1985
21	Craig Morton, 1981
20	Charley Johnson, 1973
19	John Elway, 1987
19	John Elway, 1986

Game

5	Elway, vs. Minnesota, 11/18/84
5	Tripucka, vs. Buffalo, 10/28/62
4	13 times, most recently, John Elway, vs. San Diego, 12/21/97

MOST TOUCHDOWN PASSES BY A ROOKIE

Season

14	Marlin Briscoe, 1968
12	Mickey Slaughter, 1963
7	John Elway, 1983

Game

4	Elway, vs. Baltimore, 12/11/83
4	Briscoe, vs. Buffalo, 11/24/68
3	Maddox, vs. Dallas, 12/6/92
3	Briscoe, at San Diego, 10/20/68
3	Briscoe, vs. San Diego, 12/1/68

MOST INTERCEPTIONS THROWN

Career

216	John Elway, 1983-97
85	Frank Tripucka, 1960-63
65	Craig Morton, 1977-82
58	Steve Ramsey, 1971-76
52	Charley Johnson, 1972-75
45	Steve Tensi, 1967-70
37	Mickey Slaughter, 1963-66
33	John McCormick, 1963, 1965-66, '68
24	Steve DeBerg, 1981-83

Season

34	Frank Tripucka, 1960
25	Frank Tripucka, 1962
23	John Elway, 1985
22	George Herring, 1961
21	Frank Tripucka, 1961
20	Jacky Lee, 1964
19	John Elway, 1988
19	Craig Morton, 1979
18	John Elway, 1989
17	John Elway, 1992
17	Charley Johnson, 1973
17	Steve Tensi, 1967

Game

6	Horn, at Green Bay, 9/26/71
6	Herring, at Houston, 11/26/61
5	8 times, most recently, John Elway, vs. Kansas City, 12/14/85

MOST INTERCEPTIONS THROWN BY A ROOKIE

Season

14	John Elway, 1983
14	Mickey Slaughter, 1963
13	Marlin Briscoe, 1968

Game

5	Slaughter, vs. Houston, 10/13/63
4	Maddox, vs. Dallas, 12/6/92
4	Elway, at Kansas City, 12/18/83

INDIVIDUAL RECORDS — OFFENSE

BEST INTERCEPTION AVOIDANCE**Career (min. 100 passes)**

.018	Hugh Millen, 1994-95
.032	John Elway, 1983-97
.039	Craig Morton, 1977-82
.043	Don Breaux, 1963
.047	Steve Deberg, 1981-83
.054	Gary Kubiak, 1983-91
.054	Charley Johnson, 1972-75
.056	Norris Weese, 1976-79
.056	Steve Tensi, 1967-70
.058	Marlin Briscoe, 1968
.061	John McCormick, 1963, 1965-66, '68

Season (min. 50 passes)

.013	Gary Kubiak, 1984
.018	John Elway, 1993
.020	John Elway, 1994
.022	John Elway, 1997
.023	Hugh Millen, 1994
.026	John Elway, 1995
.026	John Elway, 1986
.027	John Elway, 1991
.028	John Elway, 1990
.029	John Elway, 1987

BEST AVERAGE GAIN PER ATTEMPT**Career (min. 100 attempts)**

7.52	Norris Weese, 1976-79
7.46	Charley Johnson, 1972-75
7.46	Craig Morton, 1977-82
7.12	George Shaw, 1962
7.09	Marlin Briscoe, 1968
7.06	John Elway, 1983-97
7.00	Steve Ramsey, 1971-76
6.99	Steve DeBerg, 1981-83
6.81	Max Choboian, 1966
6.78	Don Breaux, 1963

Season (min. 50 attempts)

8.65	Jacky Lee, 1965
8.50	Craig Morton, 1981
8.31	Norris Weese, 1978
8.07	Charley Johnson, 1974
7.84	Steve Ramsey, 1974
7.80	John Elway, 1987
7.66	Steve Ramsey, 1972
7.59	Craig Morton, 1977
7.57	Mickey Slaughter, 1963
7.54	Norris Weese, 1979

Game (min. 12 attempts)

17.10	Morton vs. San Diego, 9/27/81
16.45	Johnson vs. Kansas City
15.70	Morton vs. Detroit, 10/11/81
13.41	Weese vs. Pittsburgh, 12/16/78

BEST AVERAGE GAIN PER COMPLETION**Career (min. 100 passes)**

17.09	Marlin Briscoe, 1968
15.98	George Shaw, 1962
15.09	Steve Tensi, 1976-70
14.12	Steve Ramsey, 1971-76
14.00	Charley Johnson, 1972-75
13.54	Max Choboian, 1966
13.48	John McCormick, 1963, 1965-66, '68
13.36	Don Breaux, 1963
13.20	Norris Weese, 1976-79
13.11	Craig Morton, 1977-82

Season (min. 50 passes)

17.93	John Huftnagel, 1975
17.09	Marlin Briscoe, 1968
16.15	Steve Ramsey, 1972
15.98	George Shaw, 1962
15.73	Jacky Lee, 1965
15.71	Charley Johnson, 1975
15.47	Don Breaux, 1963
15.19	Steve Tensi, 1969
15.09	Steve Ramsey, 1976
15.08	Mickey Slaughter, 1963

Game (min. 12 passes)

33.64	Lee at Oakland, 12/5/65
33.00	Elway at Cleveland, 10/1/89
27.92	Briscoe vs. Buffalo 11/24/68

HIGHEST PASSER RATING**Career (min. 500 passes)**

79.2	John Elway, 1983-97
78.8	Craig Morton, 1977-82
73.1	Charley Johnson, 1972-75

Season (min. 200 passes)

92.8	John Elway, 1993
90.5	Craig Morton, 1981
89.2	John Elway, 1996

HIGHEST PASSER RATING BY A ROOKIE**Season (min. 200 passes)**

67.2	Mickey Slaughter, 1963
63.1	Marlin Briscoe, 1968
54.9	John Elway, 1983

MOST CONSECUTIVE GAMES WITH A TD

15	Elway, 1995-96 (last 12 games of 1995, first three of 1996)
13	Elway 1985-86 (last 7 games of 1985, first 6 of 1986)
12	Elway 1992-93 (last game of 1992, first 11 games of 1993)
10	Elway, 1996 (5th through 15th; did not play in one game)
10	Johnson 1973-74 (last 8 games of 1973, first 2 games of 1974)
9	Elway, 1987 (6th through 14th)
9	Morton, 1977 (5th through 13th)
9	Tripucka, 1962 (span of 10 games, did not play 1 game)
8	Tensi, 1967 (last 8 games)
8	Tripucka, 1962 (last 5 in 1960, first 3 in 1961)

MOST CONSECUTIVE COMPLETIONS

20	Millen, last 7 at L.A. Raiders, 12/11/94 and first 13 at S.F., 12/17/94
18	DeBerg, at L.A. Rams(17), 12/12/82 and vs. Kansas City(1)12/19/82
16	Morton, vs. Kansas City, 12/10/78
14	Elway, vs. Seattle (last 5), 11/2/97 and vs. Carolina (first 9), 11/9/97
11	Elway, vs. L.A. Raiders, 11/2/86
11	Elway, vs. Kansas City, (8), 12/14/85 and at Seattle (3), 12/20/85

INDIVIDUAL RECORDS — OFFENSE

MOST CONSECUTIVE COMPLETIONS, CONT.

11	Morton, vs. San Diego, 9/27/81
11	Tensi, at San Diego, 11/23/69
10	Elway at Minnesota, 11/24/96
10	Elway, at Seattle, 11/28/93
10	Tripucka, vs. Dallas, 1/8/61

LONGEST SCORING PASS

97	George Shaw - Jerry Tarr, at Boston, 9/21/63
96	Frank Tripucka - Al Frazier, at Buffalo, 9/15/62
95	Craig Morton - Steve Watson, vs. San Diego, 9/27/81
93	Craig Morton - Steve Watson, vs. Detroit, 10/11/81
90	Charley Johnson - Rick Upchurch, vs. Kansas City, 9/21/75
90	John McCormick - Bob Scarpitto, vs. Houston, 10/17/65
87	Frank Tripucka - Al Frazier, vs. San Diego, 11/12/61
82	Jacky Lee - Al Denson, at Kansas City, 11/1/64
81	Arthur Marshall - Cedric Tillman, vs. Dallas, 12/6/92
81	Craig Morton - Jack Dolbin, at Cincinnati, 10/23/77

LONGEST NON-SCORING PASS

86	John Elway - Vance Johnson, vs. L.A. Raiders, 9/26/88
86	Craig Morton - Steve Watson, vs. Kansas City, 12/6/81
78	John Elway - Rod Smith, vs. Kansas City, 8/31/97
76	Hugh Millen - Anthony Miller, vs. San Francisco 12/17/94
74	Don Horn - Floyd Little, vs. Oakland, 10/10/71
74	Pete Liske - Billy Van Heusen, at New Orleans, 11/22/70
73	John Elway - Steve Watson, at Seattle, 12/15/84
72	Charley Johnson - Floyd Little, vs. San Diego, 10/29/74
71	John Elway - Mark Jackson, vs. Kansas City, 10/20/91
71	Pete Liske - Frank Quayle, vs. Cincinnati, 12/14/69

LONGEST COMPLETION BY A ROOKIE

81	Arthur Marshall - Cedric Tillman vs. Dallas, 12/6/92 (TD)
71	Pete Liske - Frank Quayle vs. Cincinnati, 12/14/69

RECEIVING**MOST RECEPTIONS****Career**

543	Lionel Taylor, 1960-65
465	Shannon Sharpe, 1990-97
415	Vance Johnson, 1985-93, 1995
396	Riley Odoms, 1972-83
353	Steve Watson, 1979-87
302	Haven Moses, 1972-81
276	Mark Jackson, 1986-92
267	Rick Upchurch, 1975-83
250	Al Denson, 1964-70
215	Floyd Little, 1967-76

Season

100	Lionel Taylor, 1961
92	Lionel Taylor, 1960
87	Shannon Sharpe, 1994
85	Lionel Taylor, 1965
81	Shannon Sharpe, 1993
80	Shannon Sharpe, 1996
78	Lionel Taylor, 1963
77	Glyn Milburn, 1994
77	Lionel Taylor, 1962
76	Vance Johnson, 1989
76	Lionel Taylor, 1964

Game

13	Sharpe, vs. San Diego, 10/6/96
13	Anderson, vs. Chicago, 9/30/73
13	Taylor, vs. Oakland, 11/29/64
12	Taylor, at Boston, 9/21/62
11	Taylor, vs. Oakland, 11/21/65
11	Scarpitto, at Houston, 12/20/64
11	Taylor, at New York, 9/24/61
11	Taylor, vs. New York, 12/4/60

MOST RECEPTIONS BY A ROOKIE**Season**

92	Lionel Taylor, 1960
51	Vance Johnson, 1985
47	Al Frazier, 1961

Game

11	Taylor, vs. New York, 12/4/60
10	Taylor, vs. Boston, 10/13/60
10	Taylor, at Houston, 11/20/60
10	Taylor, vs. Houston, 11/6/60

MOST RECEIVING YARDS**Career**

6,872	Lionel Taylor, 1960-66
6,112	Steve Watson, 1979-87
5,991	Shannon Sharpe, 1990-97
5,755	Riley Odoms, 1972-83
5,695	Vance Johnson, 1985-93, 1995
5,450	Haven Moses, 1972-81
4,746	Mark Jackson, 1986-92
4,369	Rick Upchurch, 1975-83
4,150	Al Denson, 1964-70
2,921	Anthony Miller, 1994-96

Season

1,244	Steve Watson, 1981
1,235	Lionel Taylor, 1960
1,180	Rod Smith, 1997
1,176	Lionel Taylor, 1961
1,170	Steve Watson, 1984

INDIVIDUAL RECORDS — OFFENSE / SPECIAL TEAMS

MOST RECEIVING YARDS, CONT.**Season, cont.**

1,133	Steve Watson, 1983
1,131	Lionel Taylor, 1965
1,107	Shannon Sharpe, 1997
1,107	Anthony Miller, 1994
1,101	Lionel Taylor, 1963

Game

199	Taylor, vs. Buffalo, 11/27/60
183	Watson, at L.A. Rams, 12/12/82
182	Watson, vs. Detroit, 10/11/81
180	Sharpe, vs. Buffalo, 9/3/95
178	Watson, vs. San Diego, 9/27/81
175	Tillman, vs. Atlanta, 11/20/94
174	Sharpe, vs. Carolina, 11/9/97
172	Taylor, vs. Buffalo, 9/18/65
171	Taylor, at Los Angeles, 12/10/60
169	Taylor, vs. Boston, 9/29/63

MOST RECEIVING YARDS BY A ROOKIE**Season**

1,235	Lionel Taylor, 1960
799	Al Frazier, 1961
738	Mark Jackson, 1986

Game

199	Taylor, vs. Buffalo, 11/27/60
171	Taylor, at Los Angeles, 12/10/60
146	Al Frazier, vs. Oakland, 10/15/61

MOST TOUCHDOWN RECEPTIONS**Career**

44	Lionel Taylor, 1960-66
44	Haven Moses, 1972-81
41	Riley Odoms, 1972-81
37	Vance Johnson, 1985-93, 1995
36	Steve Watson, 1979-87
34	Shannon Sharpe, 1990-97
32	Al Denson, 1964-70
24	Mark Jackson, 1986-92
24	Bob Scarpitto, 1962-67
24	Rick Upchurch, 1975-83

Season

14	Anthony Miller, 1995
13	Steve Watson, 1981
12	Rod Smith, 1997
12	Lionel Taylor, 1960
11	Al Denson, 1967
10	Shannon Sharpe, 1996
10	Al Denson, 1969
10	Lionel Taylor, 1963
9	Shannon Sharpe, 1993
8	Mark Jackson, 1992
8	Haven Moses, 1973

Game

3	McCaffrey, vs. Baltimore, 10/20/96
3	Sharpe, vs. San Diego, 10/6/96
3	Miller, at Dallas, 9/10/95
3	Sharpe, vs. Kansas City, 12/12/93
3	Watson, vs. Baltimore, 9/20/81
3	Moses, at Houston, 10/14/73
3	Scarpitto, at Buffalo, 12/18/66
3	Taylor, vs. Buffalo, 11/27/60

MOST TD RECEPTIONS BY A ROOKIE**Season**

12	Lionel Taylor, 1960
6	Al Frazier, 1961
4	Rick Massie, 1987

Game

3	Taylor, vs. Buffalo, 11/27/60
1	many (last by Davis, vs. Wash., 9/17/95)

BEST AVERAGE GAIN PER RECEPTION**Career (min. 50 receptions)**

20.54	Bill Van Heusen, 1968-76
18.05	Haven Moses, 1972-81
17.41	Al Frazier, 1961-63
17.31	Steve Watson, 1979-1987
17.20	Mark Jackson, 1986-92
17.05	Rod Smith, 1995-97
16.82	Bob Scarpitto, 1962-67
16.80	Mike Haffner, 1968-70
16.77	Jack Dolbin, 1975-79
16.69	Anthony Miller, 1994-96

Season (min. 20 receptions)

22.05	Bob Scarpitto, 1963
20.73	Steve Watson, 1981
20.32	Ricky Nattiel, 1987
20.14	Al Denson, 1966
20.11	Haven Moses, 1974
19.96	Haven Moses, 1977
19.92	Haven Moses, 1976
19.54	Al Denson, 1967
19.42	Mark Jackson, 1986
19.25	Al Carmichael, 1960

Game (min. 4 receptions)

41.3	Little vs. Buffalo, 11/24/68
38.0	Tarr at Boston, 9/12/62
36.4	Watson vs. Detroit, 10/11/81

BEST AVG. GAIN PER REC. BY A ROOKIE**Season (min. 20 receptions)**

20.32	Ricky Nattiel, 1987
19.42	Mark Jackson, 1986
17.00	Al Frazier, 1961

Game (min. 4 receptions)

24.00	Johnson, at Atlanta, 9/22/85
23.25	Nattiel, vs. Chicago, 11/6/87
22.11	Taylor, vs. Buffalo, 11/27/60

MOST CONSECUTIVE GAMES WITH TD

6	Anthony Miller, 1995
6	Lionel Taylor, 1960-61 (last 4 games of '60, first 2 of '61)
6	Vance Johnson, 1987
6	Al Denson, 1969
5	Steve Watson, 1981
4	Bob Scarpitto, 1963
4	Al Denson, 1967
4	Riley Odoms, 1973
4	Rick Upchurch, 1979

INDIVIDUAL RECORDS — SPECIAL TEAMS

MOST CONSEC. GAMES WITH RECEPTION

62	Lionel Taylor, 1960-64
49	Steve Watson, 1983-86
47	Mark Jackson, 1989-92
41	Anthony Miller, 1994-96
41	Riley Odoms, 1976-79
40	Shannon Sharpe, 1995-97
33	Riley Odoms, 1973-76
29	Dave Preston, 1980-82
28	Steve Watson, 1980-82
25	Vance Johnson, 1988-89

LONGEST RECEPTION BY A ROOKIE

90	Upchurch, (from Charley Johnson), vs. Kansas City, 9/21/75
87	Frazier (from Frank Tripucka), vs. San Diego, 11/12/61 (TD)
71	Quayle (from Pete Liske) vs. Cincinnati, 12/14/69

PUNTING**MOST PUNTS****Career**

574	Bill Van Heusen, 1968-76
377	Luke Prestridge, 1979-83
374	Mike Horan, 1986-92
320	Tom Rouen, 1993-97
248	Bob Scarpitto, 1965-67
202	Jim Fraser, 1962-64

Season

105	Bob Scarpitto, 1967
96	Chris Norman, 1984
96	Bucky Dilts, 1978
92	Chris Norman, 1985
90	Bucky Dilts, 1977
89	Luke Prestridge, 1979
88	Bill Van Heusen, 1970
87	Luke Prestridge, 1983
87	Bill Van Heusen, 1970
86	Luke Prestridge, 1981

Game

12	Prestridge, at Buffalo, 10/25/81
12	Van Heusen, vs. Cincinnati, 10/6/68
12	Scarpitto, at Oakland, 9/19/67
11	Rodriguez, vs. Seattle, 11/30/92
11	Norman, vs. Seattle, 10/20/85
11	Scarpitto, vs. Oakland, 11/5/67
10	Prestridge, at Baltimore, 9/11/83
10	Prestridge, vs. Los Angeles, 9/6/79
10	Dilts, at Oakland, 10/16/77
10	Van Heusen, at Cincinnati, 9/12/76
10	Janik, vs. Buffalo, 12/13/64
10	Fraser, vs. N.Y. Jets, 11/15/64

BEST AVERAGE PER PUNT**Career (min. 50 punts)**

45.2	Jim Fraser, 1962-64
44.4	Bob Scarpitto, 1965-67
43.0	Tom Rouen, 1993-96
42.5	Mike Horan, 1986-92
41.9	Bill Van Heusen, 1968-76
41.8	Luke Prestridge, 1979-83

Season (min. 50 punts)

46.09	Jim Fraser, 1963
45.79	Bob Scarpitto, 1966
45.13	Bill Van Heusen, 1973
45.00	Tom Rouen, 1993
44.89	Bob Scarpitto, 1967
44.79	Jim Fraser, 1964
44.44	Jim Fraser, 1962
44.40	Mike Horan, 1990
44.02	Mike Horan, 1988
43.94	Luke Prestridge, 1980
43.78	Bill Van Heusen, 1968

Game (min. 4 punts)

57.20	Horan, vs. L.A. Raiders, 9/26/88
56.60	Norman, vs. Seattle, 11/25/84
55.80	Horan, vs. San Diego, 12/16/90
55.00	Horan, at New England, 10/27/91
53.75	Scarpitto, vs. San Diego, 10/22/67
53.50	Fraser, vs. N.Y. Jets, 11/17/63
52.50	Fraser, vs. Kansas City, 10/11/64
52.50	Fraser, at San Diego, 12/22/63
51.50	Horan, vs. Kansas City, 12/29/87
51.20	Van Heusen, at San Diego, 12/9/73

LONGEST PUNT

83	Norman, vs. Kansas City, 9/23/84
78	Van Heusen, vs. Dallas, 12/27/73
75	Fraser, at Oakland, 10/14/62
75	Fraser, vs. Boston, 11/11/62
73	Dilts, vs. New York Jets, 11/5/78
72	Scarpitto, vs. Boston, 9/3/67
72	Van Heusen, vs. Oakland, 10/22/73
72	Scarpitto, vs. San Diego, 10/22/67
71	Horan, at New England, 10/27/91
70	Horan, vs. L.A. Raiders, 9/26/88

PUNT RETURNS**MOST PUNT RETURNS****Career**

248	Rick Upchurch, 1975-83
157	Bill Thompson, 1969-81
101	Gerald Willhite, 1982-88
81	Vance Johnson, 1985-91
81	Floyd Little, 1967-75
71	Glyn Milburn, 1993-95
55	Charles Greer, 1968-74
55	Ricky Nattiel, 1987-91
54	Kevin Clark, 1987-88, 1990-91
53	Zach Thomas, 1983-84

Season

51	Rick Upchurch, 1977
42	Gerald Willhite, 1986
41	Glyn Milburn, 1994
41	Wade Manning, 1981
40	Darrien Gordon, 1997
40	Glyn Milburn, 1993
39	Rick Upchurch, 1976
37	Rick Upchurch, 1980
36	Rick Upchurch, 1978
33	Arthur Marshall, 1992
33	Zach Thomas, 1983

INDIVIDUAL RECORDS — SPECIAL TEAMS

MOST PUNT RETURNS, CONT

Game, cont.

8	Upchurch, vs. Baltimore, 10/22/78
7	R. Smith, vs. Kansas City, 10/27/96
7	Nattiel, vs. L.A. Raiders, 9/26/88
7	Willhite, vs. Kansas City, 11/16/86
7	Upchurch, vs. San Diego, 11/30/75
7	Thompson, at Kansas City, 10/6/74
6	11 times, most recently, Todd Kinchen, vs. N.Y. Jets, 9/1/96

MOST YARDS ON PUNT RETURNS

Career

3,008	Rick Upchurch, 1975-83
1,814	Bill Thompson, 1969-81
1,010	Gerald Willhite, 1982-88
893	Floyd Little, 1967-75
779	Glyn Milburn, 1993-95
689	Vance Johnson, 1985-91
546	Kevin Clark, 1987-88, 1990-91
543	Darrien Gordon, 1997
486	Zach Thomas, 1983-84
433	Wade Manning, 1981-82

Season

653	Rick Upchurch, 1977
543	Darrien Gordon, 1997
536	Rick Upchurch, 1976
493	Rick Upchurch, 1978
425	Glyn Milburn, 1993
379	Glyn Milburn, 1994
378	Wade Manning, 1981
368	Zach Thomas, 1983
366	Bill Thompson, 1973
354	Glyn Milburn, 1995

Game

168	Darrien Gordon, vs. Carolina, 11/9/97
167	Upchurch, vs. Pittsburgh, 11/6/77
144	Clark, vs. San Diego, 12/27/87
125	Upchurch, vs. Cleveland, 9/26/76
112	Swanson, at Kansas City, 10/18/87
105	Upchurch, vs. Buffalo, 9/25/77
103	Thompson, at Kansas City, 10/6/74
102	Little, at New York, 12/3/67
100	Upchurch, vs. San Diego, 10/3/76
99	Smith, vs. Kansas City, 10/27/96

BEST AVERAGE PER PUNT RETURN

Career (min. 15 punts)

13.58	Darrien Gordon, 1997
12.29	Rod Smith, 1995-97
12.13	Rick Upchurch, 1975-83
11.89	Gene Mingo, 1960-64
11.55	Bill Thompson, 1969-81
11.54	Todd Kinchen, 1996
11.02	Floyd Little, 1967-75
10.97	Glyn Milburn, 1993-95
10.58	Arthur Marshall, 1992
10.46	Charlie Mitchell, 1963-67
10.11	Kevin Clark, 1987-88, 1990-91
10.11	Al Frazier, 1961-63

Season (min. 10 punts)

16.88	Floyd Little, 1967
16.13	Rick Upchurch, 1982
13.74	Rick Upchurch, 1976
13.69	Rick Upchurch, 1978
13.58	Darrien Gordon, 1997
13.46	Bill Thompson, 1974

12.94	Kevin Clark, 1987
12.83	Al Frazier, 1961
12.80	Rick Upchurch, 1977
12.30	Rod Smith, 1996

LONGEST SCORING PUNT RETURN

94	Gordon, vs. St. Louis Rams, 9/14/97
92	Upchurch, vs. San Diego, 10/3/76
87	Upchurch, vs. Pittsburgh, 11/6/77
82	Gordon, vs. Carolina, 11/9/97
78	Upchurch, vs. Kansas City, 12/19/82
76	Mingo, at Boston, 9/9/60
75	Gordon, vs. Carolina, 11/9/97
75	Upchurch, vs. San Diego, 9/17/78
73	Upchurch, vs. Cleveland, 9/26/76
72	Little, at New York Jets, 12/3/67

LONGEST NON-SCORING PUNT RETURN

60	Thompson, at Baltimore, 11/10/74
59	Thompson, vs. New England, 12/17/72
54	Milburn, vs. Tampa Bay, 12/26/93
54	Mitchell, at Buffalo, 9/20/64
53	Upchurch, at Kansas City, 9/24/78 (OT)
53	Upchurch, at Seattle, 10/29/78 (OT)
53	Thompson, at New York Jets, 10/28/73
52	Little, vs. New York, 9/21/69
51	Upchurch, vs. Philadelphia, 12/14/75
49	Upchurch, at Detroit, 11/23/78
48	Gonsoulin, at New York, 9/30/62 (after lateral)

KICKOFF RETURNS

MOST KICKOFF RETURNS

Career

104	Ken Bell, 1986-89
104	Floyd Little, 1967-75
96	Glyn Milburn, 1993-95
95	Rick Upchurch, 1975-83
88	Vaughn Hebron, 1996-97
73	Odell Barry, 1964-65
61	Alton Montgomery, 1990-92
61	Gene Lang, 1984-87
58	Charlie Mitchell, 1963-67
46	Bill Thompson, 1969-81

Season

47	Glyn Milburn, 1995
47	Odell Barry, 1964
45	Vaughn Hebron, 1996
43	Vaughn Hebron, 1997
40	Rick Upchurch, 1975
40	Larry Brunson, 1980
37	Glyn Milburn, 1994
37	Charlie Mitchell, 1963
36	Ken Bell, 1988
35	Floyd Little, 1967

Game

7	Milburn, at Houston, 1/26/95
7	Milburn, at L.A. Raiders, 12/11/94
7	Bell, at Pittsburgh, 10/23/88
7	Barry, at Kansas City, 11/1/64
6	Hebron, at Pittsburgh, 12/7/97
6	Hebron, vs. Seattle, 11/2/97
6	Hebron, at Green Bay, 12/8/96
6	Hebron, vs. Baltimore, 10/20/96
6	Johnson, vs. Miami, 9/29/85
6	Upchurch, vs. Cleveland, 10/19/75
6	Montgomery, at San Diego, 9/24/72

INDIVIDUAL RECORDS — SPECIAL TEAMS / DEFENSE

MOST YARDS ON KICKOFF RETURNS

Career

2,523	Floyd Little, 1967-75
2,355	Rick Upchurch, 1975-83
2,250	Glyn Milburn, 1993-95
2,218	Ken Bell, 1986-89
2,108	Vaughn Hebron, 1996-97
1,856	Odell Barry, 1964-65
1,394	Charlie Mitchell, 1963-67
1,323	Gene Lang, 1984-87
1,240	Alton Montgomery, 1990-92
1,155	Bill Thompson, 1969-81

Season

1,269	Glyn Milburn, 1995
1,245	Odell Barry, 1964
1,099	Vaughn Hebron, 1996
1,084	Rick Upchurch, 1975
1,009	Vaughn Hebron, 1997
954	Charlie Mitchell, 1963
942	Floyd Little, 1967
923	Larry Brunson, 1980
901	Abner Haynes, 1965
793	Glyn Milburn, 1994

Game

201	Montgomery, at San Diego, 9/24/72
197	Upchurch, vs. Cleveland, 10/19/75
185	Little, at Miami, 9/17/67
178	Milburn, at Houston, 11/26/95
177	Milburn, vs. San Diego, 11/19/95
161	Barry, vs. Boston, 10/4/64
161	Frazier, vs. Kansas City, 9/7/63
152	Little, vs. Oakland, 11/10/68
146	Barry, at Kansas City, 11/1/64
143	Sellers, at Houston, 9/3/66

BEST AVERAGE PER KICKOFF RETURN

Career (min. 40 returns)

26.28	Abner Haynes, 1965-66
25.42	Odell Barry, 1964-65
25.13	Bill Thompson, 1969-81
24.79	Rick Upchurch, 1975-83
24.48	Al Frazier, 1961-63
24.26	Floyd Little, 1967-75
24.03	Charlie Mitchell, 1963-67

Season (min. 14 returns)

28.50	Bill Thompson, 1969
28.47	Goldie Sellers, 1966
28.00	Al Frazier, 1961
27.93	Lonnie Perrin, 1976
27.10	Rick Upchurch, 1975
27.00	Glyn Milburn, 1995
26.91	Floyd Little, 1967
26.50	Abner Haynes, 1965
26.49	Odell Barry, 1964
26.41	Al Carmichael, 1960

LONGEST SCORING KICKOFF RETURN

100	Sellers, vs. Houston, 9/3/66
100	Wilson, at Kansas City, 10/8/66
94	Montgomery, at San Diego, 9/24/72
90	Mitchell, at Houston, 9/14/63
90	Frazier, vs. Boston, 12/3/61

LONGEST NON-SCORING KICKOFF RETURN

89	Little, vs. Oakland, 11/10/68
88	Montgomery, at Oakland, 10/22/72
86	Milburn, vs. San Diego, 11/19/95
77	Scott, vs. Kansas City, 10/23/66
76	Stone, at San Diego, 10/29/61
75	Clark, at Minnesota, 11/4/90
68	Carrington, at Kansas City, 11/12/89
68	Carmichael, at Buffalo, 9/18/60
67	Hollomon, vs. Buffalo, 11/24/68
64	Montgomery, vs. Seattle, 12/20/92
64	Upchurch, at Kansas City, 10/24/76
64	Barry, vs. New York Jets, 10/3/65

INTERCEPTIONS

MOST INTERCEPTIONS

Career

44	Steve Foley, 1976-86
43	Goose Gonsoulin, 1960-66
40	Bill Thompson, 1969-81
33	Tyrone Braxton, 1987-93, 1995-97
33	Mike Harden, 1980-88
30	Dennis Smith, 1981-92
26	Louis Wright, 1975-86
23	Steve Atwater, 1989-97
20	Randy Gradishar, 1974-83
20	Tom Jackson, 1973-86

Season

11	Goose Gonsoulin, 1960
9	Tyrone Braxton, 1996
9	Willie Brown, 1964
7	Tom Jackson, 1976
7	Goldie Sellers, 1967
7	Goose Gonsoulin, 1964
7	Goose Gonsoulin, 1962
7	Phil Nugent, 1961

Game

4	Brown, vs. New York, 11/15/64
4	Gonsoulin, at Buffalo, 9/18/60
3	Wilson, vs. Seattle, 11/20/83
3	Smith, vs. L.A. Raiders, 12/8/85
3	Foley, vs. San Diego, 9/27/81
3	Rizzo, at Oakland, 10/16/77
3	Martha, vs. Atlanta, 10/18/70
3	Gonsoulin, vs. Kansas City, 10/11/64
2	53 times

MOST INTERCEPTIONS BY A ROOKIE

Season

11	Goose Gonsoulin, 1960
3	Bill Thompson, 1969

Game

4	Gonsoulin, at Buffalo, 9/18/60
---	--------------------------------

MOST YARDS ON INTERCEPTION RETURNS

Career

784	Bill Thompson, 1969-81
643	Mike Harden, 1980-88
622	Steve Foley, 1976-86
551	Tyrone Braxton, 1987-93, 1995-97
542	Goose Gonsoulin, 1960-66
431	Dennis Smith, 1981-93
384	Steve Atwater, 1989-97
360	Louis Wright, 1975-86
355	Tom Jackson, 1973-86
335	Randy Gradishar, 1974-83



INDIVIDUAL RECORDS — DEFENSE

MOST YARDS ON INTERCEPTION RETURNS, CONT.

Season	
179	Mike Harden, 1986
153	Nemiah Wilson, 1967
140	Willie Brown, 1964
136	Tom Jackson, 1976
133	Bob Zeman, 1962
128	Tyrone Braxton, 1996
128	Bernard Jackson, 1978
128	Louis Wright, 1977
127	Mike Harden, 1983
125	Goose Gonsoulin, 1964

Game	
93	Gradishar, at Cleveland, 10/5/80
91	Brown, vs. New York, 11/15/64
73	Jackson, vs. Baltimore, 11/27/77
70	Moore, at Boston, 11/20/64
70	Wilson, vs. Kansas City, 12/17/67
69	Braxton, vs. Tampa Bay, 9/15/96
68	Atwater, vs. San Diego, 9/12/93
67	McMillin, vs. N.Y. Titans, 11/22/62
65	Smith, at Chicago, 12/20/81
65	Martha, vs. Atlanta, 10/18/70
65	Wilson, vs. San Diego, 11/7/65
65	Allison, at Buffalo, 9/18/60

BEST INTERCEPTION RETURN AVERAGE

Career (min. 10 returns)	
23.73	Wymon Henderson, 1989-92
19.60	Bill Thompson, 1969-81
19.48	Mike Harden, 1980-88
17.75	Tom Jackson, 1973-86
17.60	Jim McMillin, 1960-62, 1964-65
17.55	Randy Robbins, 1984-91
16.75	Randy Gradishar, 1974-83
16.70	Steve Atwater, 1989-97
16.61	Tyrone Braxton, 1987-93, 1995-97
14.36	Dennis Smith, 1981-93

MOST CONSECUTIVE GAMES WITH AN INT

4	Tyrone Braxton (gms. 12-15 in '96)
3	many times (last by Braxton, '96)

LONGEST SCORING INTERCEPTION RETURN

93	Gradishar, at Cleveland, 10/5/80
73	Jackson, vs. Baltimore, 11/27/77
70	Wilson, vs. Kansas City, 12/17/67
69	Braxton, vs. Tampa Bay, 9/15/96
65	Wilson, vs. San Diego, 11/7/65
64	Gonsoulin, vs. Oakland, 10/5/62
62	Traylor, at Buffalo, 10/26/97
62	Robbins, at Cleveland, 9/16/84
59	Thompson, at Houston, 10/14/73
59	McMillin, vs. N.Y. Titans, 11/22/62 (48 after lateral from McDaniel)

LONGEST NON-SCORING INTERCEPTION RETURN

70	Moore, at Boston, 11/20/64
68	Atwater, vs. San Diego, 9/12/93
65	Smith, at Chicago, 12/20/81
65	Foley (23), lateral to Gradishar (10), lateral to Wright (32), vs. N.Y. Giants, 11/21/76
65	Allison, at Buffalo, 9/18/60
63	Mecklenburg, at Detroit, 10/7/84
59	Wright, vs. Baltimore, 11/27/77
56	Wright, vs. Dallas, 10/5/86
53	Henderson, at Kansas City, 11/17/91

ALL INTERCEPTION RETURNS FOR TDs

11/30/97	Atwater, at San Diego (22 yds.)
11/9/97	Braxton, vs. Carolina (27)
10/26/97	Traylor, at Buffalo (62)
10/6/97	Mobley, vs. New England (13)
9/7/97	Gordon, at Seattle (32)
9/15/96	Braxton, vs. Tampa Bay (69)
11/8/92	Henderson, vs. N.Y. Jets (46)
11/17/91	Dimry, at Kansas City (26)
9/1/91	Braxton, vs. Cincinnati (52)
11/22/90	Henderson, at Detroit (49)
9/10/89	Braxton, vs. Kansas City (34)
9/10/89	Robbins, vs. Kansas City (18)
12/27/87	Hunley, vs. San Diego (52)
12/6/87	Haynes, vs. New England (14)
11/2/86	Harden, at L.A. Raiders (40)
9/21/86	Harden, at Philadelphia (32)
12/1/85	Harden, at Pittsburgh (42)
12/15/84	Foley, at Seattle (40)
10/7/84	Woodard, at Detroit (27)
9/23/84	Harden, vs. Kansas City (45)
9/16/84	Robbins, at Cleveland (62)
11/23/80	Latimer, vs. Seattle (15)
10/5/80	Gradishar, at Cleveland (93)
11/5/78	T. Jackson, vs. N.Y. Jets (28)
11/27/77	T. Jackson, vs. Baltimore (73)
10/16/77	Wright, at Oakland (18)
11/14/76	Jackson, at San Diego (46)
11/7/76	Rowser, vs. Tampa Bay (32)
11/7/76	Gradishar, vs. Tampa Bay (31)
9/19/76	Rowser, vs. N.Y. Jets (41)
9/29/75	Gradishar, vs. Green Bay (44)
10/13/74	Thompson, vs. New Orleans (38)
10/28/73	Mitchell, at N.Y. Jets (40)
10/14/73	Thompson, at Houston (59)
10/24/71	Forsberg, at Cleveland (40)
12/7/69	Burrell, at Miami (38)
11/16/69	Thompson, vs. Houston (57)
12/17/67	Wilson, vs. Kansas City (70)
10/22/67	Wilson, vs. San Diego (40)
9/3/67	Sellers, vs. Boston (24)
11/14/65	Bramlett, at Houston (25)
11/7/65	Wilson, vs. San Diego (65)
10/17/65	Griffin, vs. Houston (44)
11/1/64	Janik, at Kansas City (22)
10/6/63	Gonsoulin, vs. San Diego (43)
11/22/62	McMillin, vs. New York (59)
10/5/62	McGeever, vs. Oakland (48)
10/5/62	Gonsoulin, vs. Oakland (64)
9/30/62	Zeman, at New York (30)
10/2/60	Yelverton, vs. Oakland (20)
9/18/60	Pyeatt, at Buffalo (40)

FUMBLE RETURNS

LONGEST SCORING FUMBLE RETURN

88	Swenson, at San Fran., 11/18/79
86	Wright, at Buffalo, 12/2/79 (78 after lateral from Gradishar)
80	Thompson, vs. Oakland, 10/22/73
69	McFadin, vs. New York, 11/22/62
64	Smith, vs. New England, 11/4/84
54	Brooks, vs. L.A. Raiders, 9/6/92
51	Williams, vs. Cincinnati, 9/21/97
50	Crockett, at Kansas City, 12/17/95
48	Cooke, at Kansas City, 11/1/64
43	Jones, vs. Cleveland, 9/26/76



INDIVIDUAL RECORDS — DEFENSE / SCORING

ALL DEFENSIVE RETURNS FOR TOUCHDOWNS

11/2/97	Johnson (FKO) vs. Seattle (6)
9/21/97	Williams (F), vs. Cincinnati (51)
12/17/95	Crockett (F), at Kansas City (50)
9/6/92	Brooks (F), vs. L.A. Raiders (54)
11/24/91	Powers (F), at Seattle (22)
9/23/90	Mecklenburg (F), vs. Seattle (2)
12/16/89	Mecklenburg (F), at Phoenix (23)
12/9/90	Kragen (F), at Kansas City (17)
11/16/86	Townsend (F), vs. Kansas City (7)
9/7/86	Woodard (F), vs. L.A. Raiders (12)
11/17/85	Wright (BFG), vs. San Diego (60)
11/4/84	Smith (F), vs. New England (64)
10/15/84	Wright (F), vs. Green Bay (27)
10/15/84	Foley (F), vs. Green Bay (22)
10/7/84	Jones (F), at Detroit (5)
11/13/83	Chavous (F), at L.A. Raiders (0)
9/14/80	Thompson (F), vs. Dallas (32)
12/2/79	Wright (F*), at Buffalo (86)
11/18/79	Swenson (F), at San Fran. (86)
11/11/79	Naime (BP), vs. New Eng. (22)
11/11/79	Carter (F), vs. New England (2)
10/14/79	Thompson (F**), at K.C. (2)
12/3/78	Gradishar (F), at Oakland (30)
11/5/78	Thompson (F), vs. N.Y. Jets (4)
11/7/76	Polti (F**), vs. Tampa Bay (26)
9/23/76	Jones (F), vs. Cleveland (43)
11/23/75	Smith (F), at Atlanta (38)
10/22/73	Thompson (F), vs. Oakland (80)
11/27/66	Bramlett (BFG), vs. S. Diego (86)
10/17/65	Griffin (BP), vs. Houston (10)
9/24/65	Bramlett (F), at Boston (0)
11/8/64	McMillin (F), vs. San Diego (0)
11/1/64	Cooke (F), at Kansas City (46)
10/13/63	McFadin (F), vs. Houston (6)
12/9/62	McMillin (F), at Dallas (9)
11/22/62	McFadin (F), vs. New York (69)
12/10/61	Gavin (BP), at Dallas (23)

F—fumble; FKO—fumble on kickoff; BP—blocked punt; BFG—blocked field goal; *lateral from Gradishar; **lateral from Swenson; ***lateral from Swenson.

SACKS

MOST SACKS

Career	
97.5	Simon Fletcher, 1985-95
79.0	Karl Mecklenburg, 1983-94
75.0	Barney Chavous, 1973-85
73.5	Rulon Jones, 1980-88
64.5	Lyle Alzado, 1971-78
55.0	Paul Smith, 1968-78
44.0	Tom Jackson, 1973-86
43.0	Rich Jackson, 1967-72
37.5	Dave Costa, 1967-71
32.5	Pete Duranko, 1967-70, 72-74

Season

16.0	Simon Fletcher, 1992
13.5	Simon Fletcher, 1993
13.5	Simon Fletcher, 1991
13.5	Rulon Jones, 1986
13.0	Alfred Williams, 1996
13.0	Karl Mecklenburg, 1985
13.0	Lyle Alzado, 1974
12.5	Rich Jackson, 1969
12.0	Simon Fletcher, 1989
12.0	Paul Smith, 1971

Game

4	Rich Jackson, at Cincinnati, 10/19/69
4	Dave Costa, at Buffalo, 9/7/70
4	Barney Chavous, at Seattle, 12/21/80
4	Karl Mecklenburg, vs. New Orleans, 9/15/85
4	Karl Mecklenburg, at Pittsburgh, 12/1/85
4	Simon Fletcher, at San Diego, 11/11/90

MOST SACKS BY A ROOKIE

Season	
11.5	Rulon Jones, 1980
10.0	Mike Croel, 1991

Game

3	Jones, vs. Oakland, 12/14/80
---	------------------------------

MOST MULTI-SACK GAMES

Career	
20	Simon Fletcher
16	Barney Chavous
15	Paul Smith
13	Lyle Alzado
11	Rulon Jones
11	Karl Mecklenburg
10	Rich Jackson
9	Dave Costa
8	Tom Jackson
6	Alfred Williams

MOST CONSECUTIVE GAMES WITH A SACK

10	Fletcher (games 10-16 '92; 1-3 '93)
10	Fletcher (games 9-16, 1991)
7	Alzado (games 9-14 '74; gm. 1 '75)
6	Chavous (games 7-12, '74)
6	Jones (games 4-9, '85)
6	Jones (games 3-8, '86)

SCORING

MOST TOUCHDOWNS SCORED

Career	
54	Floyd Little, 1967-75
48	Sammy Winder, 1982-90
45	Haven Moses, 1972-81
44	Riley Odoms, 1972-83
44	Lionel Taylor, 1960-66
38	Terrell Davis, 1995-97
37	Vance Johnson, 1985-93, 1995
36	Steve Watson, 1979-87
35	Rick Upchurch, 1975-83
34	Shannon Sharpe, 1990-97
33	John Elway, 1983-97

Season

15	Terrell Davis, 1997
15	Terrell Davis, 1996
14	Anthony Miller, 1995
14	Sammy Winder, 1986
13	Steve Watson, 1981
13	Floyd Little, 1973
13	Floyd Little, 1972
12	Rod Smith, 1997
12	Otis Armstrong, 1974
12	Lionel Taylor, 1960

INDIVIDUAL RECORDS — SCORING

MOST TOUCHDOWNS SCORED, CONT.

Game	
3	19 times (last by Davis, vs. Oakland 11/24/97)

MOST TDs SCORED BY A ROOKIE

Season	
12	Lionel Taylor, 1960 (12 pass)
10	Jon Keyworth, 1974 (10 rush)
8	Terrell Davis, 1995 (7 rush, 1 pass)
8	Bobby Humphrey, 1989, (7 r, 1 p)

Game	
3	Davis, vs. Washington, 9/17/95 (2 r, 1 p)
3	Taylor, vs. Buffalo, 11/27/60 (3 pass)

MOST CONSEC. GAMES SCORING, NON-KICKER

6	Taylor, 1960-61; Denson, '69; Little '72, V. Johnson, '87
---	---

MOST POINTS SCORED

Career	
742	Jim Turner, 1971-79
655	Rich Karlis, 1982-88
603	Jason Elam, 1993-97
429	David Treadwell, 1989-92
408	Gene Mingo, 1960-64
324	Floyd Little, 1967-75
288	Sammy Winder, 1982-90
270	Haven Moses, 1972-81
264	Riley Odums, 1972-81
264	Lionel Taylor, 1960-66

Season	
137	Gene Mingo, 1962
132	Jason Elam, 1995
124	Jason Elam, 1997
123	Gene Mingo, 1960
120	David Treadwell, 1989
119	Jason Elam, 1994
119	Jason Elam, 1993
112	David Treadwell, 1991
110	Rich Karlis, 1985
110	Fred Steinfert, 1980

Game	
21	Mingo, at L.A., 12/10/60
20	Scarpitto, at Buffalo, 12/18/66
20	Mingo, vs. San Diego, 10/6/63
19	Mingo, vs. Oakland, 10/5/62
18	23 (last, Davis, vs. Oakland, 11/24/97)

MOST POINTS SCORED BY A ROOKIE

Season	
123	Gene Mingo, 1960
120	David Treadwell, 1989
119	Jason Elam, 1993

Game	
21	Mingo, at L.A. Chargers, 12/10/60

MOST PAT ATTEMPTS

Career	
304	Jim Turner, 1971-79
253	Rich Karlis, 1982-88
202	Jason Elam, 1993-97
136	David Treadwell, 1989-92
126	Gene Mingo, 1960-64
95	Bobby Howfield, 1968-70
70	Fred Steinfert, 1979-81

Season

46	Jason Elam, 1997
46	Jason Elam, 1996
45	Rich Karlis, 1986
44	Rich Karlis, 1985
42	Jason Elam, 1993
41	Rich Karlis, 1984
40	David Treadwell, 1989
40	Jim Turner, 1973
39	Jason Elam, 1995
39	Jim Turner, 1976

Game

6	Elam, vs. Baltimore, 10/20/96
6	Treadwell, vs. Cincinnati, 9/1/91
6	Karlis, vs. Minnesota, 11/18/84
6	Steinfert, vs. San Diego, 9/27/81
6	Turner, (6 times: vs. New England, 11/11/79, vs. Tampa Bay, 11/7/76, vs. Cleveland, 9/26/76, vs. N.Y. Jets, 9/19/76, at Houston, 10/14/73, vs. New England, 12/17/72)
5	20 times (last by Elam, vs. San Diego, 12/21/97)

MOST PATs MADE

Career	
283	Jim Turner, 1971-79
244	Rich Karlis, 1982-88
201	Jason Elam, 1993-97
132	David Treadwell, 1989-92
120	Gene Mingo, 1960-64

Season

46	Jason Elam, 1997
46	Jason Elam, 1996
44	Rich Karlis, 1986
41	Jason Elam, 1993
41	Rich Karlis, 1985
40	Jim Turner, 1973
39	Jason Elam, 1995
39	David Treadwell, 1989
38	Rich Karlis, 1984
37	Jim Turner, 1972
37	Rich Karlis, 1987

Game

6	Elam, vs. Baltimore, 10/20/96
6	Treadwell, vs. Cincinnati, 9/1/91
6	Karlis, vs. Minnesota, 11/18/84
6	Steinfert, vs. San Diego, 9/27/81
6	Turner, New England, 11/11/79
6	Turner, vs. Tampa Bay, 11/7/76
6	Turner, at Houston, 10/14/73
6	Turner, vs. New England, 12/17/72
5	8 times (last by Elam, vs. S.D., 12/21/97)

MOST PATs MADE BY A ROOKIE

Season	
41	Jason Elam, 1993 (42 attempts)
39	David Treadwell, 1989 (40 att.)
33	Gene Mingo, 1960 (36 att.)

BEST PAT PERCENTAGE

Career (min. 20 attempts)	
.995	Jason Elam, 1993-97
.983	Gary Kroner, 1965-67
.979	Bobby Howfield, 1968-70
.971	David Treadwell, 1989-92
.971	Fred Steinfert, 1979-81
.961	Rich Karlis, 1982-88

INDIVIDUAL RECORDS — SCORING

.952	Gene Mingo, 1960-64
.931	Jim Turner, 1971-79

* - NFL Record

Season (min. 14 attempts)

1.000	12 times, last by Jason Elam, 1997 (46 of 46)
-------	---

MOST CONSECUTIVE PATs MADE

177	Jason Elam (9th gm. in '93-current)
82	Rich Karlis (5th gm. '86-9th '88)
82	Jim Turner (1st gm. '71-9th '73)

MOST FIELD GOALS ATTEMPTED

Career	
233	Jim Turner, 1971-79
193	Rich Karlis, 1982-88
174	Jason Elam, 1993-97
127	David Treadwell, 1989-92
119	Gene Mingo, 1960-64
79	Bobby Howfield, 1968-70
64	Fred Steinfert, 1979-81
56	Gary Kroner, 1965-67

Season

39	Gene Mingo, 1962
38	Jason Elam, 1995
38	Rich Karlis, 1985
38	Jim Turner, 1971
37	Jason Elam, 1994
36	Jason Elam, 1997
36	David Treadwell, 1991
36	Rich Karlis, 1988
35	Jason Elam, 1993
34	David Treadwell, 1990
34	Fred Steinfert, 1980

Game

7	Karlis, at San Diego, 10/2/88
7	Mingo, vs. San Diego, 10/6/63
6	Elam, at Kansas City, 11/16/97
6	Elam, vs. Buffalo, 9/3/95
6	Steinfert, vs. Oakland, 9/6/81
6	Kroner, vs. Houston, 10/2/66
6	Guesman, vs. Oakland, 11/29/64
5	15 times (last by Elam, vs. Cin., 11/27/94)

MOST FIELD GOALS MADE

Career	
151	Jim Turner, 1971-79
137	Rich Karlis, 1982-88
134	Jason Elam, 1993-97
99	David Treadwell, 1989-92
72	Gene Mingo, 1960-64
43	Fred Steinfert, 1979-81
40	Bobby Howfield, 1968-70
29	Gary Kroner, 1965-67

Season

31	Jason Elam, 1995
30	Jason Elam, 1994
27	David Treadwell, 1991
27	David Treadwell, 1989
27	Gene Mingo, 1962
26	Jason Elam, 1997
26	Jason Elam, 1993
26	Fred Steinfert, 1980
25	David Treadwell, 1990
25	Jim Turner, 1971

Game

5	Elam, at Kansas City, 11/16/97
5	Elam, vs. Buffalo, 9/3/95
5	Karlis, vs. Seattle, 11/20/83
5	Mingo, vs. San Diego, 10/6/63
4	17 times, most recently Jason Elam, vs. Kansas City, 8/31/97

MOST FIELD GOALS MADE BY A ROOKIE

Season	
27	David Treadwell, 1989
26	Jason Elam, 1993
18	Gene Mingo, 1960

Game

4	Elam, at N.Y. Jets, 9/5/93
4	Treadwell, at Buffalo, 9/18/89

BEST FIELD GOAL PERCENTAGE

Career (min. 20 attempts)

.780	David Treadwell, 1989-92
.770	Jason Elam, 1993-97
.710	Rich Karlis, 1982-88
.672	Fred Steinfert, 1979-81
.648	Jim Turner, 1971-79
.605	Gene Mingo, 1960-64
.518	Gary Kroner, 1965-67
.506	Bobby Howfield, 1968-70

Season (min. 10 attempts)

.846	Rich Karlis, 1982 (11 of 13)
.840	Rich Karlis, 1983 (21 of 25)
.833	David Treadwell, 1992 (20 of 24)
.818	David Treadwell, 1989 (27 of 33)
.816	Jason Elam, 1995 (31 of 38)
.811	Jason Elam, 1994 (30 of 37)
.750	Jason Elam, 1996 (21 of 28)
.765	Fred Steinfert, 1980 (26 of 34)
.750	David Treadwell, 1991 (27 of 36)
.750	Rich Karlis, 1984 (21 of 28)

LONGEST FIELD GOALS

57	Steinfert, vs. Washington, 10/13/80
56	Elam, at Houston, 11/26/95
55	Steinfert, at Seattle, 12/21/80
55	Steinfert, vs. Dallas, 9/14/80
54	Elam, at San Diego, 10/23/94
54	Elam, vs. San Diego, 9/12/93
53	Elam, vs. Kansas City, 8/31/97
53	Elam, vs. Arizona, 11/5/95
53	Elam, vs. Minnesota, 11/14/93
53	Elam, vs. Kansas City, 12/12/93
53	Steinfert, at Seattle, 12/21/80
53	Turner, vs. Oakland, 11/2/75
53	Turner, vs. Cleveland, 10/19/75
53	Howfield, vs. San Diego, 12/13/70
53	Mingo, vs. San Diego, 9/7/62
53	Howfield, vs. San Diego, 12/13/70
53	Mingo, vs. San Diego, 9/7/62

MOST CONSECUTIVE GAMES WITH A FIELD GOAL

15	Rich Karlis (13th in '84 - 11th in '85)
12	David Treadwell (7th in '91 - 1st in '92)

MOST CONSECUTIVE FIELD GOALS MADE

13	Rich Karlis (last 4 in '84 - first 9 in '85)
11	Jason Elam (last 8 in '94 - first 3 in '95)
11	David Treadwell (13th - 23rd in '89)
11	David Treadwell (first 11 in '89)

MOST CONSECUTIVE GAMES SCORING

79	Jason Elam, 1993-97 (current)
69	Rich Karlis, 1984-88

TEAM RECORDS — GENERAL

CHAMPIONSHIPS

SUPER BOWL CHAMPIONSHIPS

1 1997

AMERICAN FOOTBALL CONFERENCE

5 1977, 1986, 1987, 1989, 1997

AFC WESTERN DIVISION

8 1977, 1978, 1984, 1986, 1987, 1989, 1991, 1996

PLAYOFF BERTHS

12 1977, 1978, 1979, 1983, 1984, 1986, 1987, 1989, 1991, 1993, 1996, 1997

STREAKS

MOST WINS, ONE SEASON

13 1996
13 1984
12 1997
12 1991
12 1977
11 1989
11 1986
11 1985
10 1987
10 1981
10 1979
10 1978

MOST CONSECUTIVE WINS

10 1984 (games 3-12)
9 1996 (games 5-13)
8 1985-1986 (last two '85, first 6 '86)
8 1976-1977 (last two '76, first 6 '77)
6 1997 (games 1-6)
6 1991-92 (last four '91, first 2 '92)
6 1977 (games 1-6)
4 1994 (games 10-13)
4 1989 (games 9-12)
4 1988-1989 (last game of '88, first 3 of '89)
4 1987 (games 10-13)
4 1985 (games 5-8)
4 1983 (games 6-9)
4 1981 (games 3-6)
4 1979 (games 9-12)
4 1962 (games 4-7)

MOST CONSECUTIVE GAMES WITHOUT A LOSS

10 1984
9 1996
8 1985-1986
8 1976-1977
7 1973
6 1997
6 1991-92
6 1977

MOST CONSECUTIVE HOME WINS

16 9/1/96 through 12/21/97 (current)
12 10/16/83 through 11/18/84
9 10/16/88 through 10/15/89
8 12/1/91 through 11/15/92
8 9/6/81 through 12/13/817 12/16/90 through 11/3/91
6 10/12/87 through 12/27/87
6 11/7/76 through 10/9/77

MOST CONSECUTIVE ROAD WINS

7 12/12/76 through 12/4/77
4 9/29/96 through 11/24/96
3 9/30/62 through 11/4/62
2 many (last 9/7/97 through 9/28/97)

MOST CONSECUTIVE PRESEASON WINS

9 8/22/81 through 8/20/83
7 8/14/76 through 8/20/77
4 many (last 8/11/79 through 8/3/80)

MOST CONSECUTIVE PRESEASON HOME WINS

6 8/22/81 through 8/20/83
4 twice (last 8/31/90 through 8/8/92)

MOST CONSEC. PRESEASON ROAD WINS

3 many (last 8/15/87 through 8/3/88)

MOST CONSECUTIVE POSTSEASON HOME WINS

6 (1/4/87 through 1/4/92)

MOST CONSECUTIVE LOSSES

11 1963-1964
9 1967

MOST CONSECUTIVE GAMES WITHOUT WIN

14 1963-1964
9 1967

MOST CONSECUTIVE HOME LOSSES

7 9/24/67 through 9/29/68
3 three times (last 11/21/65 through 9/25/66)

MOST CONSECUTIVE ROAD LOSSES

12 11/9/63 through 9/11/65
6 three times (last 10/12/92 through 12/27/92)
5 many (last 10/23/88 through 12/11/88)

MOST CONSECUTIVE PRESEASON LOSSES

6 twice (last 8/17/68 through 8/16/69)
5 twice (last 8/21/65 through 8/12/66)
4 8/23/63 through 8/14/64

MOST CONSECUTIVE PRESEASON HOME LOSSES

4 8/7/65 through 8/28/66
3 8/17/68 through 8/9/69
2 many (last 8/17/68 through 8/23/68)

MOST CONSECUTIVE PRESEASON ROAD LOSSES

7 8/25/90 through 8/16/93
6 twice (last 8/30/68 through 8/29/70)
5 twice (last 8/14/71 through 8/19/72)

MOST CONSECUTIVE HOME GAMES W/O WIN

7 9/24/67 through 9/29/68
7 11/1/70 through 10/10/71
6 three times (last 11/21/65 through 9/25/66)

MOST CONSECUTIVE ROAD GAMES W/O WIN

17 12/2/62 through 9/11/65
6 three times (last 10/12/92 through 12/27/92)
5 many (last 10/23/88 through 12/11/88)

TEAM RECORDS — SCORING

SCORING

MOST POINTS SCORED

Season

472 1997
391 1996
388 1995
380 1985
379 1987
378 1986
373 1993
362 1989
354 1973
353 1984
353 1962

Game

50 vs. San Diego, 10/6/63
48 vs. Tampa Bay, 11/7/76
48 at Houston, 10/14/73
46 vs. New York Jets, 9/19/76
45 vs. Baltimore, 10/20/96
45 vs. Cincinnati, 9/1/91
45 vs. New England, 11/11/79
45 vs. New England, 12/17/72
45 vs. New York Titans, 11/22/62
44 at Atlanta, 9/22/85
44 vs. Cleveland, 9/26/76
44 vs. Oakland, 10/5/62

LARGEST MARGIN OF VICTORY

43 vs. New York Jets, 9/19/76 (46-3)
37 at Phoenix, 12/16/89 (37-0)
37 vs. Oakland, 10/5/62 (44-7)
35 vs. San Diego, 12/21/97 (38-3)
35 vs. New England, 11/11/79 (45-10)
35 vs. Tampa Bay, 11/7/76 (48-13)
34 vs. Carolina, 11/9/97 (34-0)
34 vs. Detroit, 11/1/87 (34-0)
31 vs. Cincinnati, 9/1/91 (45-14)
31 vs. San Diego, 9/11/88 (34-3)
31 vs. Cleveland, 9/26/76 (44-13)

MOST POINTS, ONE HALF

38 vs. Seattle, 11/26/89
38 vs. New England, 11/11/79
38 vs. Tampa Bay, 11/7/76
35 vs. Minnesota, 11/18/84
33 vs. San Diego, 10/6/63
32 vs. New York Titans, 11/22/62
31 vs. New York Jets, 9/1/96
31 vs. Kansas City, 11/16/86
31 vs. Boston, 10/23/63
30 four times (last vs. Cleveland 11/13/88)

MOST POINTS, ONE QUARTER

26 at New York Jets, 12/3/67
24 vs. New York Jets, 9/1/96
24 vs. Washington, 9/17/95
24 vs. Seattle, 11/26/89
24 vs. New England, 11/11/79
24 vs. Tampa Bay, 11/7/76
24 vs. San Diego, 10/6/63
24 vs. Buffalo, 11/27/60
23 vs. New York Jets, 9/19/76
23 vs. Oakland, 10/5/62
23 vs. Dallas, 10/5/86

MOST TOUCHDOWNS SCORED

Season

55 1997
47 1996
45 1987
45 1986
45 1985
42 1995
42 1993
42 1984
41 1973
40 1989

Game

6 11 times (last vs. Balt., 10/20/96)

MOST FIELD GOALS MADE

Season

31 1995
30 1994
27 1991
27 1989
27 1962
28 1997
26 1993
26 1980
25 1990
25 1971

Game

5 at Kansas City, 11/16/97
5 vs. Buffalo, 9/3/95
5 vs. Seattle, 11/20/83
4 20 times (last vs. Kansas City, 8/31/97)

Best Percentage on PAT Attempts

1.000 1997 (50 of 50)
1.000 1996 (46 of 46)
1.000 1995 (39 of 39)
1.000 1994 (29 of 29)
1.000 1973 (40 of 40)
1.000 1972 (37 of 37)
1.000 1971 (18 of 18)
1.000 1968 (31 of 31)
1.000 1966 (20 of 20)
1.000 1965 (32 of 32)
1.000 1963 (35 of 35)
1.000 1961 (27 of 27)

FEWEST POINTS SCORED

Season

148 1982*
196 1966
203 1971
240 1964
251 1961
253 1970
254 1975
255 1968
256 1967
292 1992

*(players' strike; nine-game season)

Game (times Denver shutout: 9)

0 at L.A. Raiders (24-0) 11/22/92
0 at Philadelphia (30-0) 9/20/92
0 at New Orleans (42-0) 11/20/88
0 at Chicago (27-0) 9/9/84
0 at San Diego (23-0) 10/8/78
0 at San Diego (17-0) 12/15/74
0 at Kansas City (16-0) 12/6/70
0 at Oakland (51-0) 9/10/67
0 at San Diego (37-0) 10/29/61

TEAM RECORDS — OFFENSE

TOTAL OFFENSE

MOST TOTAL PLAYS

Season

1,152	1985
1,092	1996
1,077	1988
1,071	1989
1,070	1987
1,068	1997
1,060	1995
1,060	1993
1,062	1981
1,057	1994

Game

95	at Green Bay (Milw.), 9/20/87
88	at Seattle, 10/29/78 (OT)
86	at Chicago, 12/12/76
86	vs. San Diego, 11/30/75
84	vs. Oakland, 10/16/95
84	at Kansas City 12/4/94
84	at L.A. Raiders, 10/28/84 (OT)
84	vs. Boston, 12/3/61
83	at Phoenix, 12/16/89
83	at Seattle, 12/8/79
83	at Houston, 12/20/64
83	at Houston, 11/20/60

MOST YARDS TOTAL OFFENSE

Season

6,040	1995
5,872	1997
5,791	1996
5,624	1987
5,506	1988
5,496	1985
5,487	1994
5,461	1993
5,426	1981
5,416	1986

Game

548	vs. Baltimore, 10/20/96
543	vs. New York Jets, 9/19/76
532	vs. Kansas City, 11/18/74
522	at San Diego, 11/29/87
507	vs. Oakland, 12/14/80
505	vs. San Diego, 9/7/62
504	vs. Seattle, 9/13/87
492	vs. Houston, 11/6/60
482	vs. New England, 12/17/72
479	at Seattle, 12/20/85

HIGHEST AVERAGE GAIN PER PLAY

Season

5.70	1995
5.50	1997
5.38	1972
5.30	1996
5.26	1987
5.21	1974
5.20	1962
5.15	1993
5.11	1988
5.10	1981

Game

8.56	vs. San Diego, 9/7/62
8.21	at Houston, 10/14/73

7.77	vs. New England, 12/17/72
7.73	vs. Kansas City, 9/21/75
7.66	vs. Arizona, 11/5/95
7.64	at Oakland, 10/22/72
7.54	vs. New York Jets, 9/19/76
7.51	vs. Baltimore, 10/20/96
7.47	vs. Houston, 9/17/72
7.44	vs. Kansas City, 12/10/78

FEWEST YARDS TOTAL OFFENSE

Season

2,837	1982*
3,168	1966
3,332	1964
3,811	1961
3,827	1970
3,906	1977
3,971	1968
3,995	1963
4,136	1976
4,158	1971

*(players' strike; nine-game season)

Game

-5	at Oakland, 9/10/67
26	at Houston, 9/3/66
82	at Philadelphia, 9/20/92
117	vs. Buffalo, 12/13/64
128	at Washington, 10/12/92
130	at Chicago, 9/9/84
132	vs. Boston, 10/4/64
139	at Pittsburgh, 9/4/83
148	at Kansas City, 12/6/70
152	vs. Oakland, 9/3/78

RUSHING

MOST RUSHES

Season

601	1978
554	1989
525	1996
524	1979
523	1977
520	1997
515	1981
512	1971
510	1987
508	1984

Game

60	vs. San Diego, 11/30/75
59	at Kansas City, 9/24/78
59	at Chicago, 12/12/76
57	at Seattle, 10/29/78 (OT)
57	at Cleveland, 10/24/71
55	vs. San Diego, 10/17/71
53	at Kansas City, 11/20/77
50	at New York Jets, 10/28/73
49	vs. L.A. Raiders, 9/30/84
49	vs. Philadelphia, 12/14/75

MOST YARDS RUSHING

Season

2,451	1978
2,378	1997
2,362	1996
2,157	1974
2,093	1971
2,092	1989

TEAM RECORDS — OFFENSE

2,076	1984
2,043	1977
2,040	1979
2,018	1991

Game

356	at Chicago, 12/12/76
328	vs. San Diego, 11/30/75
292	at Oakland, 11/24/74
280	at Cleveland, 10/24/71
278	at Seattle, 10/29/78 (OT)
272	at Cincinnati, 10/19/69
253	at Houston, 10/9/83
251	vs. New York Jets, 9/19/76
249	at Kansas City, 4/20/77
243	vs. Houston, 12/8/74

BEST AVERAGE GAIN PER RUSH

Season

4.57	1997
4.53	1995
4.50	1996, 1972
4.44	1974
4.15	1971
4.13	1970
4.09	1984
4.09	1971
4.08	1978

Game (min. 10 rushes)

7.66	vs. Cincinnati, 9/21/97
7.17	vs. San Diego 9/4/94
6.83	at San Diego, 11/30/97
6.68	vs. Dallas, 10/30/60
6.64	vs. Houston, 9/17/72
6.60	at Philadelphia, 11/12/95
6.59	vs. Buffalo, 11/19/61
6.55	at Indianapolis, 10/31/88
6.53	vs. Baltimore, 10/20/96
6.41	at San Diego, 12/15/74

MOST RUSHING TOUCHDOWNS

Season

20	1996, 1985, 1974
19	1994, 1990
18	1997, 1987
17	1986, 1972, 1970

Game

4	vs. Houston, 12/8/74
4	vs. Cincinnati, 9/16/73
3	many times (last vs. Oakland, 11/24/97)

FEWEST YARDS RUSHING

Season

1,018	1982*
1,104	1961
1,173	1966
1,195	1960
1,265	1967
1,298	1962
1,311	1964
1,470	1994
1,500	1992
1,508	1963

*(players' strike; nine-game season)

Game

13	at Oakland, 10/22/72
20	at Dallas, 12/10/61
26	at Washington, 10/12/92

27	at Buffalo, 9/15/62
28	vs. New England, 11/4/84
28	vs. Kansas City, 10/23/66
29	vs. Oakland, 11/28/63
33	at Los Angeles Raiders, 9/8/91
33	at Houston, 12/2/62
34	at San Diego, 11/23/69

PASSING

MOST PASS ATTEMPTS

Season

626	1994
617	1985
594	1995
581	1988
568	1961
559	1962
553	1993
549	1986
536	1996
530	1987

Game

59	at Green Bay, 10/10/93
56	at Los Angeles Raiders, 12/26/82
56	at Buffalo, 9/15/62
56	at Boston, 9/21/62
55	at Houston, 12/20/64
54	at New York Titans, 9/24/61
54	vs. Houston, 11/6/60

MOST COMPLETIONS

Season

388	1994
350	1995
350	1993
329	1985
327	1996
324	1988
306	1986
305	1990
292	1962
289	1981

Game

36	vs. San Diego 9/4/94
35	at Houston, 12/20/64
33	at Green Bay, 10/10/93
32	vs. San Diego, 10/6/96
32	vs. Kansas City, 11/18/74
31	vs. Houston, 11/6/60
30	vs. Washington, 9/17/95
30	vs. Minnesota, 11/14/93
30	vs. Seattle, 9/23/90
30	at Green Bay (at Milwaukee), 9/20/87

BEST COMPLETION PERCENTAGE

Season

.633	1993
.620	1994
.610	1996
.596	1981
.579	1990
.589	1995
.582	1982
.561	1980
.559	1997
.559	1974

TEAM RECORDS — OFFENSE

BEST COMPLETION PERCENTAGE, CONT.

Game (min. 10 attempts)

.917	at L.A. Raiders, 11/2/86 (11 of 12)
.875	vs. San Diego, 9/27/81 (21 of 24)
.870	vs. K. City, 12/10/78 (20 of 23)
.826	at San Fran., 12/17/94 (19 of 23)
.818	at Kansas City, 12/4/94 (18 of 22)
.783	vs. San Diego, 9/4/94 (36 of 46)
.783	vs. Minnesota, 11/18/84 (18 of 23)
.780	vs. San Diego, 10/6/96 (32 of 41)
.773	vs. Arizona, 11/5/95 (17 of 22)
.773	vs. Houston, 11/2/80 (17 of 22)
.765	vs. Cincinnati, 12/14/69 (13 of 17)

MOST YARDS PASSING (NET YARDS)

Season

4,260	1995
4,017	1994
3,768	1993
3,704	1997
3,691	1988
3,654	1987
3,645	1985
3,538	1986
3,531	1981
3,466	1983

Game

459	vs. Kansas City, 11/18/74
431	vs. Oakland, 12/14/80
428	at Buffalo, 9/15/62
396	at Oakland, 10/22/72
385	at Seattle, 12/20/85
384	vs. San Diego, 9/7/62
382	vs. Atlanta, 11/20/94
373	at Boston, 9/21/62
371	vs. San Diego, 9/4/94
371	vs. Houston, 11/6/60
363	at San Diego, 11/23/69
361	at Los Angeles, 1/2/94
350	vs. San Diego, 9/7/62

FEWEST YARDS PASSING (NET YARDS)

Season

1,682	1967
1,995	1966
1,819	1982*
2,021	1964
2,025	1970
2,065	1971
2,204	1976
2,328	1974
2,357	1968
2,378	1978

*(players' strike; nine-game season)

Game

-53	at Oakland, 9/10/67
-7	at Houston, 9/3/66
1	at Pittsburgh, 9/4/83
6	vs. New York, 11/15/64
8	vs. Oakland, 9/3/78
8	vs. San Diego, 11/30/75
18	at New York, 12/3/67
20	at Houston, 11/14/65
30	at Philadelphia, 9/20/92
33	vs. San Diego, 10/7/79

MOST TOUCHDOWN PASSES THROWN

Season

27	1997
27	1995
27	1993
27	1981
26	1996
24	1988
24	1987
24	1960
23	1985
23	1969
23	1963

Game

5	vs. Minnesota, 11/18/84
5	vs. Buffalo, 10/28/62
4	16 times (last vs. San Diego, 12/21/97)

MOST INTERCEPTIONS THROWN

Season

45	1961
40	1962
35	1960
34	1975

Game

8	at Houston, 12/2/62
6	vs. San Diego, 9/21/80
6	vs. San Diego, 11/30/75
6	at San Diego, 9/24/72
6	vs. Buffalo, 11/19/61
6	at Houston, 11/26/61
6	at Green Bay (at Milwaukee), 9/26/71
5	15 times (last vs. Kansas City 12/14/85)

BEST INTERCEPTION AVOIDANCE PERCENTAGE

Season

.018	1993
.021	1997
.021	1994
.024	1995
.029	1986
.032	1996
.034	1990
.036	1987
.036	1984
.037	1985

Game

.000	many times
------	------------

HIGHEST AVERAGE GAIN PER ATTEMPT

Season

8.23	1981
8.09	1974
7.34	1993
7.31	1987
7.22	1997
7.21	1991
7.21	1979
7.21	1977
7.17	1995
7.16	1973

TEAM RECORDS — OFFENSE

HIGHEST AVERAGE GAIN PER COMPLETION

Season

14.94	1976
14.56	1984
14.46	1974
14.18	1963
14.16	1966
13.90	1977
13.81	1981
13.81	1975
13.81	1973
13.65	1983

FEWEST TIMES DENVER PASSER SACKED

Season

22	1971
24	1982*
24	1965
26	1995
27	1973

*(players' strike; nine-game season)

Game

0	many times
---	------------

MOST TIMES DENVER PASSER SACKED

Season

63	1963
61	1981
61	1964
58	1967
55	1994
55	1983
52	1992
51	1969
50	1977
48	1978
48	1976

Game

11	vs. Oakland, 11/5/67
11	vs. Buffalo, 12/13/64
10	at Oakland, 10/31/76
10	at Oakland, 12/8/75
9	at Chicago, 10/2/83
8	vs. Oakland, 10/30/77
8	vs. Boston, 10/4/64
8	vs. Kansas City, 10/1/72

MOST YARDAGE LOST ON SACKS

Season

590	1963
520	1964
508	1967

Game

95	vs. Oakland, 11/5/67
84	vs. Buffalo, 12/13/64
78	vs. Kansas City, 12/14/68
78	vs. Boston, 9/29/63
77	at Boston, 9/21/62
47	at Cincinnati, 9/20/96
46	at L.A. Raiders, 12/3/89
46	at Cleveland, 10/24/71
44	at Boston, 9/24/65
44	vs. Boston, 9/29/63

FIRST DOWNS

MOST FIRST DOWNS

Season

346	1994
344	1995
340	1997
339	1985
338	1988
336	1996
331	1987
327	1993
323	1990
319	1986

Game

34	vs. Kansas City, 11/18/74
31	vs. Seattle, 12/1/96
31	at San Diego, 11/29/87
31	vs. Houston, 10/6/85
31	vs. New York Jets, 9/19/76
30	at Oakland, 12/24/95
30	vs. San Diego, 9/4/94
29	vs. Cleveland, 10/30/94
29	at Green Bay (at Milwaukee), 9/20/87
29	vs. New York Jets, 11/16/80

MOST FIRST DOWNS RUSHING

Season

138	1997
134	1996
132	1987
130	1979
129	1978
126	1990
125	1989
121	1984
120	1974
117	1991

Game

19	at Chicago, 12/12/76
19	vs. San Diego, 11/30/75
17	at Seattle, 10/29/78 (OT)
16	at Kansas City, 10/27/85
16	vs. New York Giants, 10/26/80
16	at Kansas City, 9/24/78
16	at Boston, 9/24/65
15	vs. New England, 10/6/97
15	vs. Detroit, 11/1/87
15	at Detroit, 11/28/74
15	at Oakland, 11/24/74

MOST FIRST DOWNS PASSING

Season

205	1995
202	1994
196	1988
192	1985
187	1993
184	1986
181	1981
180	1996
177	1962
173	1987

TEAM RECORDS — OFFENSE / SPECIAL TEAMS

MOST FIRST DOWNS PASSING, CONT.

Game	
25	vs. Kansas City, 11/24/74
23	at Houston, 12/20/64
22	vs. Oakland, 12/14/80
20	at Buffalo, 9/15/62
19	at Seattle, 12/20/85
19	at Los Angeles Raiders, 12/26/82
19	vs. San Diego, 9/27/81
18	at Oakland, 12/24/95
18	vs. San Diego, 9/4/94
18	vs. Seattle, 9/23/90
18	vs. New England, 11/4/84
18	vs. Baltimore, 9/20/81
18	at San Diego, 11/23/69
18	vs. Houston, 11/6/60

MOST FIRST DOWNS BY PENALTY

Season	
43	1994
41	1986
38	1983
36	1988
35	1993
34	1985
34	1981
30	1997
28	1978
27	1990
27	1979
27	1965

Game	
11	vs. Houston, 10/6/85
7	vs. Los Angeles Raiders, 9/7/86
6	at Kansas City, 11/16/97
6	vs. Houston, 9/7/64
5	13 times (most recently vs. Minn., 11/14/93)

FEWEST FIRST DOWNS

Season	
170	1982*
171	1966
172	1967
211	1964
217	1971
217	1970
217	1968
219	1961
223	1977
230	1963

*(players' strike; nine-game season)

Game	
0	at Houston, 9/3/66
3	at Oakland, 9/10/67
4	at Philadelphia, 9/20/92
7	at Washington, 10/12/92
7	at Kansas City, 12/6/70
7	vs. Buffalo, 12/13/64
8	at Chicago, 9/9/84
8	at New England, 9/29/80
8	at Oakland, 10/16/77
8	at Houston, 10/10/76
8	vs. Houston, 11/16/69

PUNTING

MOST PUNTS

Season	
105	1967
96	1984
96	1978
96	1969
95	1985
91	1977
89	1979
87	1983
87	1970
86	1981

Game	
12	at Buffalo, 10/25/81
12	vs. Cincinnati, 10/6/68
12	at Oakland, 9/10/67
11	vs. Seattle, 10/20/85
11	at Seattle, 11/30/92
10	seven times (most recently at Balt., 9/11/83)

FEWEST PUNTS

Season	
45	1982*
54	1995
59	1962
60	1997
60	1990
60	1972
63	1975
65	1996
65	1987
68	1993
68	1988
68	1965

*(players' strike; nine-game season)

Game	
0	at Minnesota, 11/4/90
0	vs. Dallas, 10/8/61
1	7 times (last at San Diego, 11/30/97)

BEST PUNTING AVERAGE

Season	
45.2	1966
45.1	1973
45.0	1982
44.9	1967
44.4	1993
44.3	1963
43.9	1980
43.8	1988
43.6	1992

Game (min. 4 punts)

57.2	vs. Los Angeles Raiders, 9/26/88
56.6	vs. Seattle, 11/24/84
55.8	vs. San Diego, 12/16/90
55.0	at New England, 10/27/91
53.8	vs. San Diego, 10/22/67
53.5	vs. New York Jets, 11/17/63
52.5	at San Diego, 12/22/63
52.5	vs. Kansas City, 10/11/64
51.5	vs. Kansas City, 12/29/87
51.5	at San Diego, 12/9/73

TEAM RECORDS — SPECIAL TEAMS

LOWEST PUNTING AVERAGE

35.1	1976
36.4	1978
37.3	1960
39.2	1977
39.4	1961
39.7	1986
39.9	1989
39.9	1987
39.9	1979
39.9	1975

BEST NET PUNTING AVERAGE

Season (category started in 1976)

38.5	1990
38.1	1997
37.9	1988
37.8	1982
37.7	1992
37.3	1995
37.1	1994
37.1	1993
36.4	1991
36.2	1996

Game (min. 4 punts)

52.8	vs. Los Angeles Raiders, 9/26/88
52.3	at Houston, 12/4/77
48.3	vs. San Francisco, 9/19/82
47.5	at Indianapolis, 10/21/90
47.0	vs. Seattle, 11/25/84
46.0	vs. San Diego, 11/9/86
45.8	vs. Pittsburgh, 10/14/90
44.8	at Cleveland, 9/27/82
44.5	vs. San Diego, 9/12/93
44.4	vs. San Diego, 9/13/92
43.8	at San Francisco, 12/15/97
43.8	at San Diego, 11/3/85

PUNT RETURNS

MOST PUNT RETURNS

Season	
63	1970
58	1977
53	1988
51	1981
51	1978
51	1976
49	1996
48	1987
48	1986
46	1985

Game

8	vs. San Diego, 12/27/87
8	vs. Baltimore, 10/22/78
8	vs. San Diego, 11/30/75
8	at Kansas City, 10/6/74
8	at Buffalo, 9/20/70
7	seven times (last vs. Kansas City, 10/27/96)

MOST PUNT RETURN YARDS

Season	
712	1977
640	1976
583	1996
582	1978
556	1970

555	1997
552	1986
486	1987
474	1974
470	1975

Game

168	vs. Carolina, 11/9/97
167	vs. Pittsburgh, 11/6/77
150	vs. San Diego, 12/27/88
128	San Francisco, 9/19/82
126	at New York Jets, 12/3/67
125	vs. Cleveland, 9/26/76
121	vs. St. Louis Rams, 9/14/97
121	at Buffalo, 9/20/70
116	at Houston, 11/14/65
113	vs. New York Jets, 11/17/63

BEST PUNT RETURN AVERAGE

14.5	1982
13.5	1967
12.9	1963
12.5	1976
12.3	1977
12.2	1969
11.9	1996
11.5	1995
11.5	1986
11.5	1975

KICKOFF RETURNS

MOST KICKOFF RETURNS

Season	
78	1963
76	1974
75	1994

Game

10	at Indianapolis, 10/31/88
10	vs. Boston, 10/4/64
10	at San Diego, 12/22/63
9	at Kansas City, 12/18/83
9	at Boston, 10/18/63
9	vs. Kansas City, 9/7/63

BEST KICKOFF RETURN AVERAGE

26.9	1966
25.3	1967
24.5	1975
24.4	1965
23.9	1996
23.6	1969
23.4	1976
23.2	1995

MOST KICKOFF RETURN YARDS

Season	
1801	1963
1758	1964
1731	1965

Game

295	vs. Boston, 10/4/64
289	vs. Kansas City, 9/7/63
238	at Kansas City, 10/8/63
219	at Indianapolis, 10/31/88
217	at San Diego, 10/29/61
215	at Houston, 9/3/66
215	at San Diego, 10/29/61

TEAM RECORDS — MISCELLANEOUS

FUMBLES

MOST FUMBLES

Season
40 1961
36 1984
36 1966
35 1979
34 1988
34 1983
34 1963

Game

6	vs. Philadelphia, 11/29/89
6	vs. Cleveland, 10/19/75
6	at Boston Patriots, 11/6/66
6	vs. L.A. Chargers, 10/16/60
5	12 times (last vs. Oakland, 10/16/95)

MOST FUMBLES LOST

Season
23 1961
19 1983
18 1994
18 1993
18 1981
18 1979
17 1987
17 1984
17 1982
17 1978
17 1966
17 1960

Game

5	vs. Cleveland, 10/19/75
5	vs. Chicago, 9/30/73
4	at Indianapolis, 10/31/88
4	vs. San Diego, 9/12/82
4	vs. Kansas City, 12/7/80
4	at Minnesota, 9/11/78
4	vs. Kansas City, 10/10/65
4	at San Diego, 12/22/63
4	at Boston, 9/16/61
4	at Boston, 10/23/60

FEWEST FUMBLES

Season
15 1969
16 1995
21 1973
23 1976
23 1974
23 1970
23 1967
24 1986
24 1985
24 1982*
24 1971

*(players' strike; nine-game season)

Game

0	many times
---	------------

FEWEST FUMBLES LOST

Season

8 1985
8 1964
9 1969
9 1973
10 1997
11 1972
12 1989
12 1988
12 1976
13 1991
13 1986

Game

0	many times
---	------------

PENALTIES

MOST PENALTIES

Season

132 1978
116 1997
116 1979
112 1993
109 1996
109 1995
108 1990
105 1976
104 1986
102 1983

Game

15	vs. Tampa Bay, 11/7/76
14	at Kansas City, 9/20/93
14	vs. Oakland, 10/17/76
14	at New York Jets, 10/28/73
13	at San Diego, 9/24/95
13	at Green Bay, 10/10/93
13	at Seattle, 11/30/92
12	8 times (last at San Diego, 11/30/97)

MOST YARDS PENALIZED

Season

1,097 1978
1,006 1997
1,006 1979
986 1976
949 1996
910 1986
899 1980
887 1970
883 1977
865 1994

Game

160	vs. Tampa Bay, 11/7/76
134	vs. Pittsburgh, 11/6/77
132	at Oakland, 10/17/76
130	vs. New York Titans, 11/22/62
128	at Minnesota, 10/26/87
128	Seattle, 10/8/79
123	New York Jets, 10/28/73
123	at Oakland, 11/9/69
121	at New York Jets, 12/3/67
113	at Buffalo, 10/26/97
112	at Green Bay, 10/10/93

TEAM RECORDS — MISCELLANEOUS / DEFENSE

FEWEST PENALTIES

Season

48 1967
54 1982*
60 1961

*(players' strike; nine-game season)

Game

0	at Chicago, 12/18/93
0	vs. Kansas City, 12/17/67
1	14 (last vs. Seattle, 11/13/94)

FEWEST YARDS PENALIZED

Season

501 1960
512 1967
516 1982*
548 1963

*(players' strike; nine-game season)

Game

0	at Chicago, 12/18/93
0	vs. Kansas City, 12/17/67
0	at Boston, 9/21/62
5	vs. Atlanta, 10/16/88
5	at Kansas City, 10/27/85
5	vs. Kansas City, 9/7/63
5	vs. Boston, 11/11/62
5	vs. Dallas, 10/30/60

GIVEAWAY/TAKEAWAY RATIO (1970-97)

+21 1984
+12 1977
+11 1989
+11 1987
+10 1997
+10 1978
+ 8 1991
+ 7 1983
+ 7 1981
+ 6 1986
+ 5 1985
+ 3 1993
+ 3 1974
+ 1 1971
0 1996
- 1 1976
- 3 1979
- 5 1994
- 5 1988
- 7 1990
- 9 1970
- 9 1995
-10 1980
-12 1972
-13 1992
-16 1975
-17 1982

TOTAL DEFENSE

FEWEST POINTS ALLOWED

Season

148 1977
198 1978
206 1976
226 1989
226 1982*
235 1991
241 1984

262 1979
264 1970
275 1996, '71

*(players' strike; nine-game season)

Game (List of Denver Shutouts)

Denver 34, Carolina 0, 11/9/97
Denver 27, Oakland 0, 10/16/95
Denver 12, at Cleveland 0, 9/27/92
Denver 37, at Phoenix 0, 12/16/89
Denver 12, at San Diego 0, 10/2/88
Denver 24, San Diego 0, 12/27/87
Denver 34, Detroit 0, 11/1/87
Denver 21, Kansas City 0, 10/23/84
Denver 17, at Oakland 0, 10/4/81
Denver 7, San Diego 0, 10/7/79
Denver 10, Cincinnati 0, 9/2/79
Denver 7, St. Louis 0, 9/18/77
Denver, 17, at San Diego 0, 11/14/76
Denver 26, San Diego 0, 10/3/76
Denver 27, Cleveland 0, 10/24/71
Denver 13, San Diego 0, 11/2/69

MOST POINTS ALLOWED

Season

473 1963
438 1964
432 1961
409 1967

Game

59	vs. Kansas City, 9/7/63
58	at San Diego, 12/22/63
56	vs. Kansas City, 10/23/66
55	vs. Houston, 11/5/61
55	at San Diego, 10/20/68

FEWEST TOUCHDOWNS ALLOWED

Season

18 1977
21 1978
22 1991
25 1989
25 1982*
25 1976
26 1984
27 1993
28 1970
31 1996
31 1979
31 1973

*(players' strike; nine-game season)

Game

0	many times
---	------------

FEWEST FIELD GOALS ALLOWED

Season

8 1977
12 1976
13 1995
13 1961
14 1997
14 1987
14 1965
15 1989
15 1981
15 1979
15 1967

Game

0	many times
---	------------

TEAM RECORDS — DEFENSE

FEWEST TOTAL PLAYS ALLOWED

Season
616 1982*
826 1971
838 1970
847 1963
850 1965
870 1966
871 1966
872 1973
876 1972
899 1961

*(players' strike; nine-game season)

Game

40	vs. San Diego, 10/6/63
42	vs. Green Bay, 12/30/90
42	vs. San Diego, 11/30/75
44	at Boston, 9/24/65
44	vs. Boston, 9/29/63
46	at Oakland, 10/19/97
46	at Los Angeles Raiders, 12/3/89
46	at Cleveland, 10/24/71
47	7 times (last vs. Carolina, 11/9/97)

FEWEST TOTAL YARDS ALLOWED

Season
3,169 1982*
3,705 1970
3,722 1976
3,774 1977
3,819 1971
3,851 1972
4,006 1975
4,235 1973
4,297 1965
4,391 1974

*(players' strike; nine-game season)

Game

60	at Cleveland, 10/24/71
66	vs. Chicago, 12/5/71
70	vs. San Diego, 11/2/69
92	vs. New England, 11/11/79
101	at Phoenix, 12/16/89
110	at Boston, 11/6/66
121	vs. Kansas City, 10/4/70
123	vs. San Diego, 11/30/75
123	at Philadelphia, 10/31/71
125	at Boston, 9/24/65

LOWEST AVERAGE YIELD PER PLAY

Season
4.01 1977
4.14 1976
4.38 1978
4.39 1972
4.42 1970
4.45 1975
4.51 1989
4.62 1971
4.65 1974
4.69 1979, 1961

Game

1.12	vs. Chicago, 12/5/71
1.25	vs. San Diego, 11/2/69
1.30	at Cleveland, 10/24/71

1.61	vs. New England, 11/11/79
2.06	at Phoenix, 12/16/89
2.16	vs. Kansas City, 10/4/70
2.16	at Boston, 11/6/66
2.25	at San Diego, 11/14/76
2.30	vs. Buffalo, 9/25/77

RUSHING DEFENSE

FEWEST RUSHES ALLOWED

Season
293 1982*
345 1996
381 1997
384 1965
397 1993
409 1970
411 1991
420 1963
423 1964
426 1989
426 1971

*(players' strike; nine-game season)

Game

9	at New England, 11/17/96
10	at San Diego, 12/29/87
10	at San Diego, 10/12/86
11	at New York Jets, 12/3/67
12	vs. Kansas City, 10/27/96
12	at Phoenix, 12/16/89
13	vs. Oakland, 12/15/96
13	vs. Oakland, 10/16/95
13	at San Diego, 10/2/88
14	five times (last vs. Carolina, 11/9/97)

FEWEST RUSHING YARDS ALLOWED

Season
935 1982*
1,331 1996
1,337 1965
1,351 1970
1,418 1993
1,530 1977
1,580 1989
1,633 1961
1,651 1986
1,664 1984

*(players' strike; nine-game season)

Game

0	at Kansas City, 12/19/65
17	at New England, 11/17/96
18	vs. Pittsburgh, 9/27/70
20	at San Diego, 10/2/88
21	vs. Oakland, 10/16/95
22	at Phoenix, 12/16/89
24	vs. Kansas City, 10/27/96
24	at Cleveland, 10/24/71
28	vs. Cincinnati, 12/14/69
30	at Pittsburgh, 9/15/86

LOWEST AVERAGE YIELD PER RUSH

Season
3.19 1982
3.26 1977
3.30 1970

TEAM RECORDS — DEFENSE

3.37 1979
3.45 1976
3.57 1993
3.60 1978
3.71 1989
3.71 1974
3.75 1975
3.75 1961

Game

0.00	at Kansas City, 12/19/65
0.64	vs. Pittsburgh, 9/27/70
1.47	vs. Cincinnati, 12/14/69
1.50	at San Diego, 11/14/76
1.54	at San Diego, 10/2/88
1.60	at Cleveland, 10/24/71
1.62	vs. Oakland, 10/16/95
1.68	vs. Boston, 9/29/68
1.72	at Boston, 11/6/66
1.76	at Houston, 11/26/61

PASSING DEFENSE

FEWEST PASS ATTEMPTS ALLOWED

Season
307 1982*
348 1975
356 1971
379 1970
387 1960
387 1960
391 1976
396 1966
397 1972

*(players' strike; nine-game season)

Game

10	at Kansas City, 9/24/78 (OT)
12	at Oakland, 10/19/97
12	at Kansas City, 10/18/81
13	at Minnesota, 11/4/90
14	vs. NY Giants, 11/15/92
14	vs. Oakland, 10/30/77
14	at New England, 11/28/76
14	at Kansas City, 11/27/69
14	at Houston, 11/20/60
15	at Indianapolis, 10/31/88

FEWEST COMPLETIONS ALLOWED

Season
150 1971
172 1982*
181 1975
189 1960
191 1970
192 1966
194 1961

*(players' strike; nine-game season)

Game

2	at Chicago, 12/12/76
5	at Green Bay, 9/26/71
5	vs. Dallas, 10/8/61
6	at Minnesota, 11/4/90
6	at Kansas City, 10/18/81
6	vs. Oakland, 11/20/66
6	vs. Buffalo, 12/13/64
7	10 (last vs. L.A. Raiders, 9/6/92)

LOWEST COMPLETION PCT. ALLOWED

Season
.421 1971
.448 1961
.459 1965
.466 1967
.478 1962

Game

.118	at Chicago, 12/12/76 (2 of 17)
.226	vs. Chicago, 12/5/71 (7 of 31)
.259	at Cleveland, 10/24/71 (7 of 27)
.263	at G.B. (Milw.), 9/26/71 (5 of 19)
.275	vs. Chicago, 9/30/73 (8 of 22)
.281	vs. Seattle, 10/20/85 (9 of 32)
.286	vs. Buffalo, 12/13/64 (6 of 21)
.289	vs. N.Y. Jets, 11/15/64 (11 of 38)
.292	vs. L.A. Raiders, 9/6/92 (7 of 24)
.294	vs. Dallas, 10/8/62 (5 of 17)

FEWEST NET YARDS ALLOWED

Season
1,985 1971
2,026 1976
2,032 1975
2,183 1972
2,234 1982*
2,244 1977
2,354 1970
2,440 1973
2,469 1978
2,515 1960

*(players' strike; nine-game season)

Game

-7	vs. Chicago, 12/5/71
18	at Kansas City, 12/6/70
33	vs. Kansas City, 10/4/70
34	vs. New England, 11/11/79
36	at Cleveland, 10/24/71
39	vs. NY Giants, 11/15/92
39	vs. Dallas, 10/8/61
48	vs. Baltimore, 9/20/81
50	vs. Seattle, 10/26/86
51	at Oakland, 12/1/80

FEWEST TOUCHDOWN PASSES ALLOWED

Season
8 1976
9 1978
11 1979
11 1977
14 1982*
15 1987
15 1987
15 1973

*(players' strike; nine-game season)

Game

0	many times
---	------------

MOST OPPONENT PASSES INTERCEPTED

Season
32 1964
31 1984
31 1978
28 1987
28 1967
27 1983
27 1962
26 1961



TEAM RECORDS — DEFENSE / SPECIAL TEAMS

MOST OPPONENT PASSES INTERCEPTED, CONT.

Game	
7	at Detroit, 10/7/84
7	at Oakland, 10/16/77
6	vs. Boston, 9/3/67
6	at Houston, 11/14/65
6	vs. New York Jets, 11/15/64
6	at Buffalo, 9/18/60
5	8 times

HIGHEST PCT. OF OPPONENT PASSES INT.

Season	
.073	1964
.071	1978
.070	1960
.063	1962
.061	1987
.061	1967
.061	1976

MOST YARDS ON INTERCEPTION RETURNS

Season	
510	1984
491	1977
483	1962
465	1965
459	1964
457	1976
417	1960

Game	
133	at Buffalo, 9/18/60
117	vs. Oakland, 10/5/62
111	vs. San Diego, 12/27/87
111	at Detroit, 10/7/84
110	vs. Kansas City, 10/9/77
108	vs. Dallas, 10/5/86
104	at Houston, 11/14/65
103	vs. New York, 11/15/64
103	at Boston, 11/20/64

MOST SACKS

Season	
57	1984
52	1991
50	1992
50	1970
49	1986
47	1989
47	1985
46	1993
45	1969
44	1997
44	1971
44	1964

Game	
10	at Cincinnati, 10/19/69
9	vs. New York Jets, 9/1/96
9	vs. Chicago, 12/5/71
9	vs. Buffalo, 11/19/61
8	vs. Seattle, 12/20/92
8	vs. Seattle, 11/26/89
8	vs. New York, 11/15/64
8	vs. Oakland, 11/29/64
7	7 (last at Minnesota, 11/4/90)

MOST YARDAGE ON SACKS

Season	
459	1986
456	1970
447	1964
435	1971
430	1984
378	1985
374	1989
363	1969

Game	
95	vs. New York Jets, 11/15/64
86	vs. Seattle, 11/26/89
76	vs. Kansas City, 10/4/70
75	vs. New England, 12/17/72
73	at Cincinnati, 10/19/69
72	at Seattle, 12/21/80
72	at Houston, 10/14/73
70	vs. Chicago, 12/5/71
70	vs. Atlanta, 10/18/70
69	vs. Kansas City, 10/11/64

LOWEST AVERAGE YIELD PER PASS ATTEMPT

5.00	1964
5.49	1961
5.52	1972
5.58	1971
5.80	1976
5.94	1962

LOWEST AVG. YIELD PER COMPLETION

10.60	1976
10.64	1972
10.67	1979
10.71	1987
10.88	1977
10.92	1997
11.02	1978
11.19	1988
11.30	1996
11.57	1980

PUNTING

LOWEST OPPONENT PUNTING AVERAGE

Season	
37.3	1973
39.0	1960
39.4	1982
39.9	1978
40.7	1977
40.8	1961
41.0	1989
41.4	1990
41.4	1964
41.5	1984
41.5	1962
41.5	1967

Game (min. 4 punts)

30.0	vs. Buffalo, 11/27/60
30.3	at Minnesota, 9/11/78 (OT)
30.4	at Houston, 10/26/69
30.8	at Dallas, 12/10/61
31.0	at Kansas City, 12/18/83
31.0	vs. San Diego, 11/27/66



TEAM RECORDS — SPECIAL TEAMS

31.4	vs. Houston, 11/6/60
31.6	at Buffalo, 12/2/79
31.7	at Seattle, 10/22/89
32.3	vs. Green Bay, 10/15/84

PUNT RETURNS

LOWEST OPPONENT PUNT RETURN AVG.

4.81	1978
5.48	1995
6.07	1991
6.13	1968
7.03	1969
7.10	1994
7.23	1990
7.35	1977
7.43	1970
7.45	1960

KICKOFF RETURNS

LOWEST OPPONENT KICKOFF RET. AVG.

17.14	1961
17.44	1989
17.68	1991
17.76	1993
17.91	1983
19.12	1990
19.15	1987
19.54	1992
19.90	1994
19.90	1988
19.98	1986
20.13	1960

FUMBLES

MOST OPPONENT FUMBLES RECOVERED

Season	
24	1984
23	1981
22	1989
21	1983
21	1964
20	1963
20	1971
19	1987, 1979, 1962

Game	
6	at Buffalo, 12/2/79
5	at Boston, 11/6/66
5	vs. Buffalo, 12/13/64
5	at Oakland, 10/14/62
4	11 (last at L.A. Raiders, 10/28/84)

MOST TOTAL OPPONENT FUMBLES

Season	
46	1983
44	1984
43	1989
40	1964
37	1975
36	1990
36	1981
36	1970
35	1987
35	1969

Game

7	vs. Green Bay, 10/15/84
7	vs. Seattle, 11/20/83
7	at Oakland, 10/4/81
7	vs. Buffalo, 12/13/64
6	vs. L.A. Raiders, 9/24/89
6	vs. Cincinnati, 11/30/86
6	at L.A. Raiders, 10/28/84
6	vs. Philadelphia, 9/18/83
6	vs. Seattle, 12/13/81
6	at Buffalo, 12/2/79
6	at Boston, 11/6/66
6	vs. San Diego, 11/30/75

FEWEST OPPONENT FUMBLES RECOVERED

Season	
7	1982*
9	1996
10	1991
11	1974
12	1985
12	1980
12	1972
12	1968
12	1967
13	1995, 1988, 1978, 1976, 1993, 1997

*(players' strike; nine-game season)

Game

0	many times
---	------------

FIRST DOWNS

FEWEST OPPONENT FIRST DOWNS

Season	
176	1982*
199	1970
206	1971
217	1977
222	1976
233	1961
234	1962
239	1973
242	1991
244	1965

*(players' strike; nine-game season)

Game

3	vs. San Diego, 11/30/75
5	at Chicago, 12/12/76
6	vs. Oakland, 11/20/66
6	at Cleveland, 10/24/71
7	vs. Carolina, 11/9/97
7	at Phoenix, 12/16/89
7	vs. Pittsburgh, 11/5/89
7	vs. Indianapolis, 10/15/89
7	vs. San Diego, 12/27/87
8	5 (last vs. New England, 11/11/79)

FEWEST OPP. RUSHING FIRST DOWNS

Season	
53	1982*
67	1996
67	1970
77	1977
81	1991
83	1997



TEAM RECORDS — DEFENSE / MISCELLANEOUS

FEWEST OPP. RUSHING FIRST DOWNS, CONT.

Season, cont.

83	1971
86	1993
87	1965
88	1962

*(players' strike; nine-game season)

Game

0	vs. Carolina, 11/9/97
0	vs. Kansas City, 10/27/96
0	vs. Oakland, 10/16/95
1	9 times (last vs. San Diego, 12/21/97)

FEWEST OPPONENT PASSING FIRST DOWNS

Season

91	1971
104	1982*
104	1976
106	1975
118	1970
120	1978
121	1973
122	1966
123	1960, 1972, 1977

*(players' strike; nine-game season)

Game

1	vs. San Diego, 11/30/75
1	at Chicago, 12/12/76
2	vs. Dallas, 10/8/61

FEWEST OPP. FIRST DOWNS BY PENALTY

Season

12	1968
13	1993
13	1984
14	1991
14	1989
14	1970
15	1990, 1988, 1962

Game

0	many times
---	------------

PENALTIES

MOST OPPONENT PENALTIES

Season

138	1983
134	1994
130	1997
128	1993
126	1986
119	1996
118	1979
116	1988
114	1978
105	1990, 1981

Game

20	vs. Oakland, 12/15/96
16	vs. Baltimore, 12/11/83
16	vs. Chicago, 9/26/78
15	vs. Houston, 10/6/85
14	vs. Kansas City, 12/4/94
14	at San Francisco, 10/9/88
14	vs. San Diego, 10/23/83
13	6 (last vs. L.A. Raiders, 10/18/93)

MOST OPPONENT PENALTY YARDS

Season

1,118	1997
1,096	1983
1,034	1986
1,033	1979
1,031	1994
1,019	1993
966	1988
953	1985
949	1981
901	1969

Game

188	vs. Houston, 10/6/85
157	vs. Oakland, 12/15/96
147	vs. Chicago, 10/16/78
145	at Seattle, 12/8/79
140	at Houston, 10/26/69
134	at Seattle, 9/7/97
132	vs. Chicago, 9/30/73
124	vs. New York, 9/21/69
123	vs. Cincinnati, 9/21/97
121	at Pittsburgh, 9/4/83
121	vs. Detroit, 10/11/81
121	vs. Cleveland, 9/26/76

FEWEST OPPONENT PENALTY YARDS

Season

516	1963
571	1982*
571	1966
573	1964
585	1974
628	1967
633	1960
678	1962
715	1976, '92

*(players' strike; nine-game season)

Game

0	at Oakland, 12/19/71
4	at Miami, 12/20/75
5	at Kansas City, 12/7/86
5	vs. Kansas City, 12/14/85
5	at Houston, 9/3/66
5	vs. Boston, 11/11/62
6	vs. San Diego, 12/1/68
10	7 (last vs. Tampa Bay, 12/26/93)



OPPONENT INDIVIDUAL RECORDS

INDIVIDUAL TOTAL OFFENSE

MOST TOTAL PLAYS

60	Joe Namath, at N.Y. Jets, 12/3/67
59	Drew Bledsoe, at New England, 10/8/95
55	Dave Krieg, at Seattle, 12/15/84
54	Craig Whelihan, at San Diego, 11/30/97
54	Joe Montana, vs. Kansas City, 10/17/94
54	George Blanda, Houston, 10/17/65
53	Jeff Kemp, Seattle, 9/15/91
53	Bill Kenney, Kansas City, 10/30/63
53	Jack Kemp, Buffalo, 9/16/65
50	Steve Bono, Kansas City, 10/27/96
50	Stan Humphries, San Diego, 9/12/93
50	Todd Blackledge, Kansas City, 9/23/84
50	Joe Ferguson, at Buffalo, 12/2/79
50	Joe Gilliam, Pittsburgh, 9/22/74 (OT)

MOST YARDS GAINED

448	Len Dawson, at Kansas City, 11/1/64
428	Dave Krieg, Seattle, 11/20/83
419	Cotton Davidson, at Oakland, 10/25/64
407	Ken Anderson, at Cincinnati, 11/22/81
405	Dave Krieg, Seattle, 11/25/84
399	Joe Namath, N.Y. Jets, 9/24/67
395	Steve DeBerg, Kansas City, 9/17/90
393	Joe Montana, Kansas City, 10/17/94
388	Dan Marino, Miami, 9/29/85
374	Bill Kenney, Kansas City, 10/30/83
372	Jim Everett, L.A. Rams, 11/27/88

BEST AVG. GAIN PER PLAY (MIN. 10 ATT.)

21.62	Jacky Lee, at Houston, 11/29/60
18.53	Len Dawson, Kansas City, 9/7/63
17.16	John Hadl, at San Diego, 10/20/68
14.12	Len Dawson, Dallas, 11/18/62
12.73	Jack Kemp, at Buffalo, 10/24/65
12.70	Jim Everett, vs. New Orleans, 12/24/94
12.67	Tobin Rote, San Diego, 10/6/63
12.39	Ken Stabler, Oakland, 10/22/73

RUSHING

MOST CARRIES

36	Earl Campbell, Houston, 11/2/80
28	Napoleon Kaufman, at Oakland, 10/19/97
28	Neal Anderson, Chicago, 11/18/90
28	Billy Sims, Detroit, 10/11/81
27	Natrone Means, at San Diego, 11/19/95
27	Roger Craig, at L.A. Raiders, 9/8/91
27	Curt Warner, Seattle, 10/20/85
27	Abner Haynes, Dallas, 10/30/60
26	8 (last T. Thomas, at Buffalo, 12/12/92)

MOST RUSHING YARDS

227	Napoleon Kaufman, at Oakland, 10/19/97
192	Curt Warner at Seattle, 12/20/86
185	Billy Sims, Detroit, 10/11/81
183	Paul Lowe, at San Diego, 12/22/63
179	Walter Payton, at Chicago, 9/9/84
177	Don Calhoun, at New England, 11/28/76
173	M. Allen, at L.A. Raiders, 11/24/85
169	Mike Garrett, Kansas City, 12/17/67
167	Clem Daniels, at Oakland, 10/25/64
159	Eric Dickerson, at Indianapolis, 10/31/88

BEST AVG. GAIN PER RUSH (MIN. 8 ATT.)

12.50	Booker Russell, vs. Oakland, 11/25/79
12.50	Abner Haynes, at Miami, 9/17/67
11.58	Ed Podolak, at Kansas City, 12/6/70
11.00	Dick Post, at San Diego, 10/20/68
10.76	Paul Lowe, at San Diego, 11/22/63
10.73	Billy Cannon, Houston, 11/5/61
10.33	Johnny Robinson, at Dallas, 11/13/60
10.11	Abner Haynes, at Kansas City, 11/1/64
10.08	J.D. Garrett, Boston, 10/4/64

LONGEST SCORING RUN

83	Napoleon Kaufman, at Oakland, 10/19/97
82	Joe Delaney, at Kansas City, 10/18/81
79	Ki-Jana Carter, vs. Cincinnati, 9/21/97
74	Rodney Thomas, at Houston, 11/26/95
72	Walter Payton, at Chicago, 9/9/84
69	Curtis Clinton, at Dallas, 12/9/62
66	Paul Lowe, at San Diego, 12/22/63
65	Charlie Smith, at Oakland, 12/8/68
65	Abner Haynes, at Miami, 9/17/67
65	Elbert Dubenion, at Buffalo, 9/10/61
65	Ed Podolak, at Kansas City, 12/6/70

LONGEST NON-SCORING RUN

76	Walter Payton, Chicago, 10/16/78
76	Willmer Fowler, Buffalo, 11/27/60
72	Darren Nelson, at Minnesota, 10/26/87
72	Booker Russell, vs. Oakland, 11/25/79
60	Ed Podolak, Kansas City, 10/4/70
59	Noland Smith, at Kansas City, 10/29/67
57	Napoleon Kaufman, at Oakland, 10/19/97
56	Reggie Brooks, Tampa Bay, 9/15/96
55	Ted Burgmeier, Kansas City, 12/10/78
54	Larry Carwell, at Houston, 10/1/67

MOST RUSHING TOUCHDOWNS

4	Curt Warner, at Seattle, 12/11/88
4	Eric Dickerson, at Indianapolis, 10/31/88
4	Chuck Muncie, at San Diego, 11/29/81

PASSING

MOST PASSES ATTEMPTED

60	Joe Namath, at N.Y. Jets, 12/3/67
56	Drew Bledsoe, at New England, 10/1/95
54	Joe Montana, Kansas City, 10/17/94
54	George Blanda, Houston, 10/17/65
52	Bill Kenney, Kansas City, 10/30/83
51	Craig Whelihan, at San Diego, 11/30/97
50	Jeff Kemp, Seattle, 9/15/91
50	Dave Krieg, at Seattle, 12/15/84
50	Joe Gilliam Pittsburgh, 9/22/74 (OT)
49	Steve Bono, Kansas City, 10/27/96
49	Stan Humphries, San Diego, 9/12/93
49	Ken Anderson, Cincinnati, 9/2/84
49	Jack Kemp, Buffalo, 9/19/65
49	George Blanda, Houston, 10/21/62

MOST PASSES COMPLETED

34	Joe Montana, Kansas City, 10/17/94
31	Dave Krieg, Seattle, 11/20/83
31	Joe Gilliam, Pittsburgh, 9/22/74 (OT)
30	Dave Krieg, at Seattle, 12/15/84
30	Dave Krieg, Seattle, 11/25/84
29	B. Esiason, at N.Y. Jets, 9/5/93

OPPONENT INDIVIDUAL RECORDS

MOST PASSES COMPLETED, CONT.

29	Dan Fouts, at San Diego, 11/9/80
28	Warren Moon, vs. Seattle, 11/2/97
28	Stan Humphries, San Diego, 9/12/93
27	Vinny Testaverde, Baltimore, 10/20/96
27	Lynn Dickey, Green Bay, 10/15/84
27	Bill Kenney, Kansas City, 10/30/83
27	Dan Fouts, San Diego, 10/7/79
27	Bert Jones, vs. Baltimore, 11/27/77

MOST PASSES HAD INTERCEPTED

7	Ken Stabler, at Oakland, 10/16/77
6	Babe Parilli, Boston, 9/3/67
6	George Blanda, at Houston, 11/14/65
5	Wade Wilson, at Minnesota, 10/26/87
5	Joe Namath, at N.Y. Jets, 10/13/68
5	George Blanda, Houston, 10/17/65
5	Babe Parilli, at Boston, 11/20/64
5	George Blanda, at Houston, 12/2/62
5	Tommy O'Connell, at Buffalo, 9/18/60

MOST YARDS PASSING

435	Len Dawson, at Kansas City, 11/1/64
427	Cotton Davidson, at Oakland, 10/25/64
420	Dave Krieg, Seattle, 11/20/83
406	Dave Krieg, Seattle, 11/25/84
399	Joe Namath, N.Y. Jets, 9/24/67
396	Ken Anderson, at Cincinnati, 11/22/81
395	Steve DeBerg, Kansas City, 9/17/90
393	Joe Montana, Kansas City, 10/17/94
371	Boomer Esiason, at N.Y. Jets, 9/5/93
371	Lynn Dickey, Green Bay, 10/15/84

BEST COMPLETION PCT. (MIN. 10 ATT.)

.870	Bobby Hebert, at New Orleans, 11/20/88
.864	Dave Krieg, at Seattle, 12/11/88
.851	Jim Everett, New Orleans, 12/24/94
.813	Bob Berry, at Atlanta, 11/26/72
.800	Ken Stabler, Oakland, 10/17/76
.800	Len Dawson, Kansas City, 9/7/63
.783	Joe Theismann, Washington, 10/13/80
.778	Roger Staubach, Dallas, 12/2/73
.760	Chris Chandler, L.A. Rams, 11/6/94
.750	Jeff George, at Oakland, 10/19/97
.750	Bubby Brister, Pittsburgh, 10/14/90
.750	Terry Bradshaw, at Pittsburgh, 10/22/79

MOST TOUCHDOWN PASSES

6	Len Dawson, at Kansas City, 11/1/64
5	John Hadl, San Diego, 12/1/68
5	George Blanda, Houston, 10/2/66
5	Cotton Davidson, at Oakland, 10/25/64
5	Tom Flores, at Oakland, 12/15/63
5	Johnny Green, N.Y. Jets, 11/22/63

LONGEST SCORING PASS PLAY

92	Len Dawson - Tom Brooker, Dallas, 11/18/62
92	Jack Lee - Bill Groman, at Houston, 11/20/60
91	Jack Kemp - Keith Lincoln, San Diego, 11/20/60
86	Steve Bartkowski, William Andrews, vs. Atlanta, 12/5/82
86	Pete Beathard - Jerry Levias, Houston, 11/18/69

85	Tobin Rote - Lance Alworth, San Diego, 10/6/63
81	Len Dawson - Frank Jackson, Kansas City, 9/7/63
80	Dave Krieg - Daryl Turner, Seattle, 11/25/84
80	Ken Stabler - Mike Siani, Oakland, 10/22/73

LONGEST NON-SCORING PASS PLAY

90	Bubby Brister - Dwight Stone, Pittsburgh, 10/14/90
77	Tom Flores - Art Powell, Oakland, 11/29/64
76	Warren Rabb - Cookie Gilchrist, Buffalo, 10/28/62
75	George Blanda - Bill Groman, Houston, 11/6/60
73	Dan Marino - Tony Nathan, Miami, 9/29/85
73	Pete Beathard - Frank Jackson, Kansas City, 10/10/65

RECEIVING

MOST RECEPTIONS

13	Andre Reed, at Buffalo, 9/18/89
12	Steve Largent, Seattle, 11/25/84
12	Ken Payne, Green Bay, 9/29/75
12	Ed Podolak, at Kansas City, 10/7/73
12	Art Powell, New York, 10/22/61
11	Tim Brown, at L.A. Raiders, 1/2/94
11	Henry Ellard, L.A. Rams, 11/27/88
11	T. Christensen, at L.A. Raiders, 11/2/86
11	Lionel James, San Diego, 11/17/85
11	James Lofton, Green Bay, 10/15/84
11	Don McCauley, Baltimore, 11/27/77
11	Fred Willis, at Houston, 10/14/73
11	Charlie Hennigan, Houston, 9/27/64

MOST RECEIVING YARDS

213	Curtis McClinton, at Kansas City, 12/19/65
211	Lance Alworth, at San Diego, 9/11/65
206	Stepone Paige, Kansas City, 9/17/90
206	James Lofton, Green Bay, 10/15/84
200	Torrance Small, New Orleans, 12/24/94
198	Warren Wells, at Oakland, 10/11/70
191	Steve Largent, Seattle, 11/25/84
191	George Sauer, at N.Y. Jets 10/13/68
188	Charlie Hennigan, Houston, 9/27/64
182	Bill Groman, at Houston, 10/20/60

MOST RECEIVING TOUCHDOWNS

4	Lance Alworth, San Diego, 12/1/68
3	12 times (last by Yancey Thigpen, at Pittsburgh, 12/7/97)

PUNTING

MOST PUNTS

11	Bob Parsons, at Chicago, 12/12/76
11	Dennis Partee, San Diego, 11/20/75
10	7 (last, Rohn Stark, at Baltimore, 9/11/83)

OPPONENT INDIVIDUAL RECORDS

BEST PUNTING AVERAGE (MIN. 4 PUNTS)

57.40	Steve O'Neal, N.Y. Jets, 9/21/69
56.67	Darren Bennett, San Diego, 10/6/96
56.20	Rohn Stark, at Indianapolis, 10/13/85
55.20	Rick Tuten, Seattle, 12/1/96
54.71	Curley Johnson, N.Y. Jets, 10/3/65
54.40	Jerrel Wilson, at Kansas City, 12/19/65
53.33	Lee Johnson, at Cincinnati, 9/29/96
53.33	Ray Guy, Oakland, 9/6/81
52.75	Rick Tuten, at Seattle, 9/6/96
52.40	Sean Landeta, N.Y. Giants, 11/15/92

LONGEST PUNT

98	Steve O'Neal, New York, 9/21/69
87	Bob Scarpitto, Boston, 9/29/68
80	Jim Miller, San Francisco, 9/19/82
73	Tom Tupa, vs. New England, 10/6/97
73	Brian Hansen, at Cleveland, 9/27/92
73	Dennis Partee, San Diego, 10/17/71
73	Curley Johnson, N.Y., 10/2/65
72	Mike Eischeid, Oakland, 11/10/68
72	Wayne Crow, Oakland, 10/1/60
71	Maury Buford, vs. San Diego, 9/12/82
71	Greg Cater, at Buffalo, 10/25/81
71	John Hadl, San Diego, 11/8/64

PUNT RETURNS

MOST PUNT RETURNS

9	Rodger Bird, at Oakland, 9/10/67
7	Larry Anderson, at Baltimore, 9/11/83
7	Greg Pruitt, at L.A. Raiders, 12/26/82
6	Cliff Hicks, Atlanta, 10/16/88
6	Ira Matthews, at Oakland, 10/4/81
6	Eddie Brown, vs. L.A. Rams, 9/6/79
6	Tony Hill, at Dallas, 12/18/77
6	Jerry Levias, Houston, 11/16/69
6	Buth Byrd, at Buffalo, 11/19/67
5	18 (last, Tim Brown, at L.A. Raiders, 12/11/94)

MOST YARDS ON PUNT RETURNS

148	Rodger Byrd, at Oakland, 9/10/67
137	Dick Christy, at New York, 9/24/61
127	Neal Colzie, Oakland, 11/2/75
123	Jitter Fields, at Kansas City, 10/18/87
106	Tom Casanova, at Cincinnati, 10/8/72
99	Mike Haynes, at New England, 11/28/76
94	Darrien Gordon, at San Diego, 12/5/93
92	Lance Alworth, at San Diego, 10/18/64
88	Joey Galloway, at Seattle, 9/8/96
88	Will Lewis, Seattle, 11/23/80
88	Tony Hill, at Dallas, 12/18/77

LONGEST SCORING PUNT RETURN

88	Joey Galloway, at Seattle, 9/8/96
85	Jitter Fields, at Kansas City, 10/18/87
83	Eric Metcalf, at San Diego, 11/30/97
82	Bobby Jancik, at Houston, 12/20/64
75	Will Lewis, Seattle, 11/23/80
71	Willie Mitchell, at Kansas City, 12/19/65
70	Dick Christy, at N.Y. Titans, 9/24/61
66	Mel Gray, at New Orleans, 11/20/88
64	Dick Christy, at New York, 9/24/61
62	Mike Haynes, at New England, 11/28/76
62	Mark Johnson, at Houston, 11/26/61

LONGEST NON-SCORING PUNT RETURN

72	Greg Pruitt, at Cleveland, 10/27/74
64	Neal Colzie, Oakland, 11/2/75
64	Emmitt Thomas, at Kansas City, 10/8/66
63	Dick Christy, N.Y. Titans, 10/22/61
60	Ed Podolak, Kansas City, 10/4/70
59	Noland Smith, at Kansas City, 10/29/67
55	Ted Bergmeier, Kansas City, 12/10/78
54	Larry Carwell, at Houston, 10/1/67
53	Roger Bird, at Oakland, 9/10/67
52	Brian Mitchell, vs. Washington, 9/17/95

KICKOFF RETURNS

MOST KICKOFF RETURNS

7	Kenny Bynum, at San Diego, 11/30/97
7	Mel Gray, at Houston, 11/26/95
6	Kenny Bynum, vs. San Diego, 12/21/97
6	Tamarick Vanover, at Kansas City, 11/16/97
6	Michael Bates, vs. Carolina, 11/9/97
6	Dave Meggett, vs. New England, 10/6/97
6	Carl Kidd, at Oakland, 11/4/96
6	Raghib Ismail, at Oakland, 12/24/95
6	Marcus Dowdell, vs. Arizona, 11/5/95
6	Cliff Austin, at Atlanta, 9/22/85
6	Zach Dixon, Seattle, 11/20/83

MOST YARDS ON KICKOFF RETURNS

199	Tamarick Vanover, at Kansas City, 11/16/97
188	Brian Mitchell, Washington, 9/17/95
175	Andre Coleman, San Diego, 11/19/95
166	Michael Bates, vs. Carolina, 11/9/97
164	Dave Grayson, Kansas City, 10/11/64
163	Tamarick Vanover, Kansas City, 10/27/96
158	Kenny Bynum, at San Diego, 11/30/97
155	Ron Dickerson, vs. Kansas City, 10/17/94
152	Leslie Duncan, San Diego 11/27/66
150	Nilo Silvan, Tampa Bay, 9/15/96

LONGEST SCORING KICKOFF RETURN

106	Noland Smith, Kansas City, 12/17/67
99	Dave Grayson, Kansas City, 9/7/63
97	Tamarick Vanover, Kansas City, 10/27/96
91	Andre Coleman, vs. San Diego, 11/19/95
88	Leon Burton, at New York, 9/23/60
85	James Owens, at San Francisco, 11/18/79
84	Cullen Bryant, L.A. Rams, 9/15/74

LONGEST NON-SCORING KICKOFF RETURN

80	Dave Grayson, Kansas City, 10/11/64
77	Tamarick Vanover, at Kansas City, 11/16/97
70	Ron Smith, at San Diego, 12/9/73
68	Robert Brooks, at Green Bay, 10/10/93
68	A. Hancock, vs. Kansas City, 12/19/82
64	Lawrence Williams, Kansas City, 12/5/76
64	Willie West, N.Y. Jets, 11/15/64
62	Ron Dickerson, vs. Kansas City, 10/17/94
62	Frank Jackson, at Kansas City, 12/19/65
59	Bo Roberson, Oakland, 11/29/64

INTERCEPTIONS

MOST INTERCEPTIONS

3	Mark Kelso, at Buffalo, 12/12/92
3	R. Brupbacher, at Chicago, 12/12/76
3	Charlie Phillips, at Oakland, 12/8/75
3	Chris Fletcher, San Diego, 11/30/75
3	Joe Beauchamp, at San Diego, 9/24/72
3	Ken Ellis, at Green Bay, 9/26/71
3	Johnny Robinson, at Kansas City, 12/6/70



OPPONENT INDIVIDUAL / TEAM RECORDS

MOST INTERCEPTIONS, CONT.

- 3 Charley Warner, Buffalo, 9/19/65
- 3 Bobby Ply, at Dallas, 12/9/62
- 3 Jim Norton, at Houston, 12/2/62

MOST YARDS ON INTERCEPTION RETURNS

- 134 T. McDaniel, at L.A. Raiders, 11/22/92
- 103 Vencie Glenn, at San Diego, 11/29/87
- 99 Stanley Richard vs. San Diego, 9/4/94
- 99 Bobby Hunt, at Kansas City, 12/8/63
- 95 Joe Beauchamp, at San Diego, 9/24/72
- 88 Glen Edwards, San Diego, 9/21/80
- 87 Ron Hall, Boston, 9/18/66
- 86 Greg Townsend, at Raiders, 12/4/88
- 80 Coy Bacon, San Diego, 11/11/73
- 80 Don Webb, Boston, 12/3/61
- 75 Jim Kearney, Kansas City, 10/1/72

LONGEST SCORING INTERCEPTION RETURN

- 103 Vencie Glenn, at San Diego, 11/29/87
- 99 Stanley Richard vs. San Diego, 9/4/94
- 86 G. Townsend, at L.A. Raiders, 12/4/88
- 80 Coy Bacon, San Diego, 11/11/73
- 78 George Martin, at N.Y. Giants, 11/23/86
- 69 Gary Fencik, at Chicago, 12/20/81
- 68 Glen Edwards, San Diego, 9/21/80
- 68 Aaron Brown, Kansas City, 10/3/71
- 68 Gus Otto, Oakland, 11/21/65
- 61 Bob Bell, Kansas City, 12/3/71
- 60 Alvin Hall, Detroit, 10/11/81
- 60 Jim Kearney, Kansas City, 10/5/69

LONGEST NON-SCORING INTERCEPTION RETURN

- 87 Ron Hall, Boston, 9/18/66
- 69 Robert Blackmon, at Seattle, 11/30/92
- 69 Doug Hart, at Green Bay, 9/26/71
- 67 T. McDaniel, at L.A. Raiders, 11/22/92 (twice)
- 66 Ken Riley, at Cincinnati, 10/19/69
- 66 Bobby Hunt, at Kansas City, 12/8/63
- 62 Lester Hayes, at Oakland, 12/1/80
- 62 Jim Norton, at Houston, 12/20/64
- 61 Tim Gray, at Kansas City, 9/24/78
- 61 Bob Suci, at Boston, 10/18/63

SCORING

MOST TOUCHDOWNS

- 4 Curt Warner, at Seattle, 12/11/88
- 4 Eric Dickerson, at Indianapolis, 10/31/88
- 4 Chuck Muncie, at San Diego, 11/29/81
- 4 Lance Alworth, San Diego, 2/1/68
- 4 Bert Coan, Kansas City, 10/23/66
- 4 Frank Jackson, at Dallas, 12/10/62
- 3 17 times (last by Yancey Thigpen, at Pittsburgh, 11/7/97)

MOST FIELD GOALS

- 6 Gary Anderson, at Pittsburgh, 10/23/88
- 6 Gino Cappelletti, Boston, 10/4/64
- 5 Jeff Jaeger, at L.A. Raiders, 12/11/94
- 5 John Carney, at San Diego, 10/23/94
- 5 Nick Lowery, at Kansas City, 9/20/93
- 5 Don Cockroft, Cleveland, 10/19/75
- 5 Bruce Gossett, S.F., 9/23/73
- 4 16 (last, Jeff Jaeger, at L.A. Raid., 10/18/93)

LONGEST FIELD GOAL

- 58 Steve Cox, Cleveland, 12/4/83
- 57 Don Cockroft, Cleveland, 10/29/72
- 55 Steve Christie, at Buffalo, 10/26/97

- 55 Dean Biasucci, Indianapolis, 10/15/89
- 55 Raul Allegre, Baltimore, 12/11/83
- 55 Jan Stenerud, Kansas City, 10/4/70
- 54 Pete Stoyanovich, at Kansas City, 11/16/97
- 54 Jan Stenerud, Kansas City, 10/5/69
- 54 George Fleming, at Oakland, 10/1/61
- 53 Jeff Jaeger, at L.A. Raiders, 10/18/93
- 53 Lin Elliott, Dallas, 12/6/92
- 53 Chris Bahr, at San Diego, 12/24/89
- 53 Norm Johnson, Seattle, 10/26/86
- 53 Rolf Benirschke, San Diego, 9/21/80

MOST POINTS

- 24 Curt Warner, at Seattle, 12/11/88
- 24 Eric Dickerson, at Indianapolis, 10/31/88
- 24 Chuck Muncie, at San Diego, 11/29/81
- 24 Lance Alworth, San Diego, 12/1/68
- 24 Bert Coan, Kansas City, 10/23/66
- 24 Frank Jackson, at Dallas, 12/10/61
- 22 Gino Cappelletti, at Boston, 10/18/63
- 21 Gino Cappelletti, Boston, 10/4/64
- 18 10 players (last by Yancey Thigpen, at Pittsburgh, 12/7/97)

OPPONENT TEAM RECORDS

SCORING

MOST POINTS SCORED

- 59 vs. Kansas City, 9/7/63
- 58 at San Diego, 12/22/63
- 56 vs. Kansas City, 10/23/66
- 55 at Indianapolis, 10/31/88
- 55 at San Diego, 10/20/68
- 55 vs. Houston, 11/5/61
- 52 at Kansas City, 10/29/67
- 52 at Kansas City, 12/8/63
- 51 at Oakland, 9/10/67

TOTAL OFFENSE

MOST TOTAL PLAYS

- 93 vs. Pittsburgh, 9/22/74
- 92 vs. Cincinnati, 9/2/84
- 87 at Baltimore, 11/10/74
- 87 at Oakland, 10/16/77
- 85 at Oakland, 12/17/60
- 84 at Kansas City, 10/24/76
- 84 vs. Houston, 10/13/63
- 83 vs. San Diego, 9/12/93
- 83 at Seattle, 10/29/89 (OT)
- 83 at Buffalo, 12/2/79

MOST YARDS OF TOTAL OFFENSE

- | Season | Yards |
|--------|-------|
| 5,907 | 1994 |
| 5,687 | 1984 |
| 5,609 | 1983 |
| 5,471 | 1988 |
| 5,345 | 1990 |
| 5,242 | 1980 |
| 5,201 | 1967 |
| 5,193 | 1995 |
| 5,179 | 1985 |
| 5,149 | 1993 |

Game

- 634 at Oakland, 10/25/64
- 614 vs. Kansas City, 10/23/66
- 582 vs. Houston, 11/5/61



OPPONENT TEAM RECORDS

- 581 at San Diego, 10/20/66
- 571 at Cincinnati, 11/22/81
- 536 at Seattle, 12/20/86
- 532 at Oakland, 12/17/60
- 530 at Pittsburgh, 10/22/79
- 520 at Kansas City, 11/1/64

BEST AVERAGE GAIN PER PLAY

- | Season | Gain |
|--------|---------------------------|
| 10.30 | vs. San Diego, 10/6/63 |
| 10.02 | at San Diego, 10/20/68 |
| 9.74 | vs. Kansas City, 10/23/66 |
| 8.79 | at Seattle, 12/20/86 |
| 8.34 | at Oakland, 10/25/64 |
| 8.20 | vs. Houston, 11/5/61 |
| 8.19 | vs. Cincinnati, 11/30/86 |
| 8.13 | vs. Houston, 11/6/60 |

FEWEST YARDS OF TOTAL OFFENSE

- | Season | Yards |
|--------|-------|
| 3,169 | 1982* |
| 3,705 | 1970 |
| 3,735 | 1976 |
| 3,774 | 1977 |
| 3,819 | 1971 |
| 3,851 | 1972 |
| 4,006 | 1975 |
| 4,235 | 1973 |
| 4,297 | 1965 |
| 4,391 | 1974 |
| 4,418 | 1961 |

* (players' strike; nine-game season)

Game

- 60 at Cleveland, 10/24/71
- 66 vs. Chicago, 12/5/71
- 70 vs. San Diego, 11/2/69
- 92 vs. New England, 11/11/79
- 101 at Phoenix, 12/16/89
- 110 at Boston, 11/6/66
- 121 vs. Kansas City, 10/4/70
- 123 vs. San Diego, 11/30/71
- 123 at Philadelphia, 10/31/71
- 128 vs. Indianapolis, 10/15/89
- 128 at San Diego, 11/14/76

RUSHING

MOST RUSHES

- | Season | Rushes |
|--------|--------|
| 554 | 1980 |
| 552 | 1988 |
| 549 | 1978 |
| 541 | 1960 |
| 526 | 1975 |
| 509 | 1983 |
| 502 | 1979 |
| 495 | 1976 |
| 489 | 1992 |
| 487 | 1974 |

Game

- 62 at New England, 11/28/76
- 58 at Buffalo, 11/8/87
- 52 vs. Chicago, 9/30/73
- 50 at Chicago, 9/9/84
- 50 vs. Dallas, 10/8/61
- 49 at Kansas City, 12/7/80
- 49 vs. Buffalo, 11/27/60
- 48 at Oakland, 12/17/60
- 47 7 (last at Pittsburgh, 10/23/88)

MOST YARDS RUSHING

- | Season | Yards |
|--------|-------|
| 2,538 | 1988 |
| 2,144 | 1960 |
| 2,117 | 1980 |
| 2,076 | 1967 |
| 2,072 | 1964 |
| 2,029 | 1966 |
| 2,017 | 1987 |
| 1,992 | 1981 |
| 1,979 | 1978 |
| 1,974 | 1975 |

Game

- 380 vs. Kansas City, 10/23/66
- 332 at New England, 11/28/76
- 302 at Chicago, 9/9/84
- 298 at Seattle, 12/20/86
- 272 at San Diego, 10/18/64
- 271 at Dallas, 11/13/60
- 270 at San Diego, 12/22/63

BEST AVERAGE GAIN PER RUSH

- | Season | Gain |
|--------|------|
| 4.95 | 1964 |
| 4.73 | 1997 |
| 4.68 | 1967 |
| 4.60 | 1988 |
| 4.60 | 1966 |
| 4.44 | 1987 |
| 4.36 | 1991 |
| 4.31 | 1971 |
| 4.30 | 1990 |
| 4.27 | 1981 |

Game

- 9.27 vs. Kansas City, 10/23/66
- 8.55 at San Diego, 12/22/63
- 8.05 at Seattle, 12/20/86
- 7.95 vs. New York Jets, 11/8/92
- 7.81 at Minnesota, 9/29/91
- 7.80 vs. Cincinnati, 9/21/97
- 7.59 at Oakland, 10/19/97
- 7.21 at Kansas City, 11/1/64
- 7.13 at Dallas, 11/13/60

PASSING

MOST PASS ATTEMPTS

- | Season | Attempts |
|--------|----------|
| 632 | 1984 |
| 568 | 1994 |
| 566 | 1996 |
| 562 | 1993 |
| 552 | 1983 |
| 547 | 1985 |
| 545 | 1986 |
| 529 | 1995 |
| 526 | 1997 |
| 512 | 1979 |

Game

- 62 at New York Jets, 12/3/63
- 59 at New England, 10/8/95
- 56 vs. Houston, 10/17/65
- 55 vs. San Diego, 9/12/93
- 54 vs. Kansas City, 10/17/94
- 54 vs. Kansas City, 11/16/86
- 52 vs. Kansas City, 10/30/83
- 52 vs. Buffalo, 9/19/65
- 51 at San Diego, 11/30/97
- 51 at Seattle, 12/15/84
- 51 vs. Houston, 11/16/69



OPPONENT TEAM RECORDS

MOST COMPLETIONS

Season

346	1984
322	1994
314	1993
307	1983
302	1996
301	1986
297	1995
296	1979
290	1997
284	1990

Game

31	vs. San Diego, 9/12/93
31	vs. Seattle, 11/20/83
31	vs. Pittsburgh, 9/22/74 (OT)
30	at Seattle, 12/15/84
30	vs. Seattle, 11/25/84
29	at New York Jets, 9/5/93
29	at San Diego, 11/9/80
28	vs. Seattle, 9/7/97
28	at Buffalo, 9/18/89
27	vs. Baltimore, 10/20/96
27	at New England, 10/8/95
27	vs. Green Bay, 10/15/84
27	vs. Kansas City, 10/30/83
27	at San Diego, 11/28/83
27	at Buffalo, 12/2/79
27	vs. San Diego, 10/7/79
27	vs. Baltimore, 11/27/77

MOST PASSING YARDS

Season

4,155	1994
4,023	1984
3,731	1993
3,671	1983
3,382	1990
3,298	1995
3,296	1986
3,206	1985
3,163	1968
3,159	1979

Game

427	at Oakland, 10/25/64
406	vs. Seattle, 11/25/84
399	vs. New York Jets, 9/24/67
395	vs. Kansas City, 9/17/90
393	vs. Kansas City, 10/17/94
387	at San Diego, 11/29/81
387	at San Diego, 10/20/68
386	at San Francisco, 12/17/94
383	at Kansas City, 11/1/64
382	vs. Seattle, 11/20/83

BEST COMPLETION PERCENTAGE

Season

.601	1980
.593	1990
.580	1992
.578	1979
.572	1987
.567	1994
.562	1978
.561	1995
.561	1988
.560	1982

Game

.870	at New Orleans, 11/20/88
.864	at Seattle, 12/11/88
.813	at Atlanta, 11/26/72
.800	vs. New Orleans, 12/24/94
.800	vs. Oakland, 10/17/76
.783	vs. Washington, 10/13/80
.778	at Pittsburgh, 10/22/79
.778	at Houston, 10/14/73
.759	at L.A. Rams, 11/16/94
.750	at Oakland, 10/19/97
.750	vs. Pittsburgh, 10/14/90
.750	at Dallas, 12/18/77

MOST TOUCHDOWN PASSES

Season

40	1963
30	1961
29	1964
28	1994
27	1967
26	1966
25	1968
25	1960
24	1962
23	1965

Game

6	at San Francisco, 12/17/94
6	vs. L.A. Raiders, 9/18/94
6	at Kansas City, 11/1/64
5	9 times

FIRST DOWNS

MOST FIRST DOWNS

Season

322	1995
321	1983
316	1988
311	1984
306	1990
303	1994
303	1980
291	1986
290	1985
283	1992

Game

33	vs. Pittsburgh, 9/22/74 (OT)
29	at Buffalo, 9/18/89
29	vs. Cincinnati, 9/2/84
29	vs. Seattle, 10/20/83
29	vs. Kansas City, 10/24/76
29	at Oakland, 10/25/64
29	at Oakland, 12/17/60
28	vs. L.A. Rams, 11/27/88
28	at New Orleans, 11/20/88
28	at Buffalo, 9/28/69
28	at Houston, 9/3/66

MOST FIRST DOWNS RUSHING

Season

140	1988
125	1980
121	1975
119	1983
115	1967
114	1995
112	1960
110	1990
109	1974
106	1978



OPPONENT TEAM RECORDS

Game

21	at New England, 11/28/76
16	at Seattle, 12/11/88
16	at Indianapolis, 10/31/88
16	at Kansas City, 12/7/80
16	vs. Pittsburgh, 9/22/74 (OT)
16	vs. Houston, 11/12/67
15	6 times (last vs. Kansas City, 10/22/95)

MOST FIRST DOWNS PASSING

Season

217	1968
206	1984
186	1995
185	1983
182	1994
181	1993
181	1990
177	1986
168	1985
165	1996

Game

22	at San Diego, 11/28/82
21	vs. Kansas City, 10/17/94
21	vs. L.A. Rams, 11/27/88
21	vs. Seattle, 11/20/83
21	vs. San Diego, 12/1/68
20	at Seattle, 12/15/84
20	vs. Green Bay, 10/15/84
19	7 (last vs. San Diego, 9/5/93)

MOST FIRST DOWNS BY PENALTY

Season

30	1997
30	1969
29	1996
28	1976
28	1966
27	1979
26	1987
26	1972
25	1978
25	1971

Game

7	at San Diego, 11/30/97
6	at Buffalo, 10/26/97 (OT)
6	vs. Cincinnati, 9/21/97
6	vs. Oakland, 12/15/96
6	at Oakland, 11/9/69
6	vs. Miami, 12/4/66
5	7 times (last vs. San Diego, 12/21/97)

PUNTING

MOST PUNTS

Season

95	1977
94	1997
94	1985
91	1976
89	1970
87	1981
87	1979
86	1986
86	1978
84	1989

Game

11	at Chicago, 12/12/76
11	vs. San Diego, 11/30/75
10	at Baltimore, 9/11/83
10	at Buffalo, 9/25/77
10	at Buffalo, 9/20/70
10	vs. San Diego, 11/2/69
10	vs. Cincinnati, 10/6/68
10	vs. Oakland, 11/20/66
9	21 times (last vs. Carolina, 11/9/97)

BEST PUNTING AVERAGE (MIN. 4 ATT.)

Season

46.1	1996
45.8	1965
45.7	1971
45.2	1972
44.9	1970
44.5	1991
44.2	1983
43.9	1988
43.7	1993
43.7	1963

Game (min. 4 punts)

57.40	vs. New York Jets, 9/21/69
56.67	vs. San Diego, 10/6/96
56.20	at Indianapolis, 10/13/85
55.20	vs. Seattle, 12/1/96
54.71	vs. New York Jets, 10/3/65
54.40	at Kansas City, 12/19/65
53.33	at Cincinnati, 9/29/96
53.33	vs. Oakland, 9/6/81
52.75	at Seattle, 9/8/96
52.40	vs. New York Giants, 11/15/92

PUNT RETURNS

MOST PUNT RETURNS

Season

61	1967
56	1970
55	1983
54	1977
52	1980
52	1979
47	1978
46	1981
46	1968
45	1974

Game

9	at Oakland, 9/10/67
8	at Buffalo, 11/19/67
7	at Chicago, 9/9/84
7	at Baltimore, 9/11/83
7	at Los Angeles Raiders, 12/26/82
7	at San Diego, 11/14/76
7	at Cincinnati, 9/12/76
7	vs. Houston, 11/16/69
6	10 (last vs. Houston, 10/4/87)

MOST YARDS ON PUNT RETURNS

Season

726	1967
545	1964
534	1975
529	1974
524	1983
508	1961
480	1979
468	1971
466	1963
443	1980

OPPONENT TEAM RECORDS

Game	
143	at Oakland, 9/10/67
142	at New York Titans, 9/24/61
134	at Cleveland, 10/27/74
134	at Cincinnati, 10/8/72
123	at Kansas City, 10/18/87
118	at Kansas City, 12/19/65
101	at New England, 11/28/76
94	at San Diego, 12/5/93
92	vs. San Diego, 11/30/75; at S.D., 10/18/64

KICKOFF RETURNS

MOST KICKOFF RETURNS

Season	
89	1997
77	1995
76	1996
72	1989
70	1994
69	1990
65	1986
64	1985
64	1962
63	1993

Game	
9	at San Diego, 12/9/73
9	at Houston, 10/14/73
8	at New England, 10/1/95
8	at Phoenix, 12/16/89
8	vs. Seattle, 11/26/89
8	vs. LA Raiders, 9/7/86
8	at Atlanta, 9/22/85
8	vs. New England, 11/11/79
8	at New York Jets, 10/28/73
8	at Los Angeles, 12/10/60

MOST YARDS ON KICKOFF RETURNS

Season	
1,827	1997
1,671	1995
1,602	1996
1,396	1994
1,369	1974
1,346	1985
1,319	1990
1,310	1963
1,299	1986
1,256	1989

Game	
238	at Kansas City, 10/8/66
215	at Houston, 9/3/66
214	vs. Kansas City, 10/11/64
202	vs. Kansas City, 10/23/66
201	vs. LA Raiders, 9/7/86
200	vs. Kansas City, 10/27/96
199	at Kansas City, 11/16/97
198	vs. San Diego, 10/6/63
194	at San Diego, 12/9/73

FUMBLES

MOST FUMBLES

46	1983
44	1984
43	1989
40	1963
37	1975
36	1990, 1981, 1970
35	1987, 1989

Game	
7	vs. Green Bay, 10/15/84
7	vs. Seattle, 11/20/83
7	at Oakland, 10/4/81
7	vs. Buffalo, 12/13/64
7	vs. Cincinnati, 11/30/86
6	7 (last vs. L.A. Raiders, 9/24/89)

MOST FUMBLES LOST TO DENVER

6	at Buffalo, 12/2/79
5	vs. Seattle, 12/13/81
5	at Boston, 11/6/66
5	vs. Buffalo, 12/13/64
5	at Oakland, 10/14/62
4	11 (last at L.A. Raiders, 10/28/84)

PENALTIES

MOST PENALTIES

Season	
138	1983
134	1994
130	1997
128	1993
126	1986
119	1996
118	1979
116	1988
114	1978
105	1990, '81

Game	
20	vs. Oakland, 12/15/96
16	vs. Baltimore, 12/11/83
16	vs. Chicago, 9/26/78
15	vs. Houston, 10/6/85
14	vs. Kansas City, 12/4/94
14	at San Francisco, 10/9/88
14	vs. San Diego, 10/23/83
13	6 times (last vs. L.A., 10/18/93)

MOST PENALTY YARDS

Season	
1,118	1997
1,096	1983
1,034	1986
1,033	1979
1,031	1994
1,019	1993
966	1988
953	1985
949	1981
901	1969

Game	
188	vs. Houston, 10/6/85
157	vs. Oakland, 12/15/96
147	vs. Chicago, 10/16/78
145	at Seattle, 12/8/79
140	at Houston, 10/26/69
134	at Seattle, 9/7/97
132	vs. Chicago, 9/30/73
124	vs. New York, 9/21/69
123	vs. Cincinnati, 9/21/97
121	three times (last at Pittsburgh, 9/4/83)

FEWEST YARDS PENALIZED

0	at Oakland, 12/19/71
4	at Miami, 12/20/75
5	at Kansas City, 12/7/86
5	vs. Kansas City, 12/14/85
5	at Houston, 9/3/66
5	vs. Boston, 11/11/62
6	vs. San Diego, 12/1/69

POSTSEASON INDIVIDUAL RECORDS — SERVICE / OFFENSE

SERVICE

MOST POSTSEASON GAMES

19	John Elway
14	Tyrone Braxton
14	Ken Lanier
14	Karl Mecklenburg
13	Dennis Smith
12	Simon Fletcher
12	Greg Kragen
12	Randy Robbins
11	Keith Bishop
11	Rick Dennison
11	Mike Horan
11	Clarence Kay
11	Gary Kubiak
11	Steve Sewell
11	Sammy Winder
11	Steve Atwater
10	Steve Foley
10	Tom Jackson
10	Mark Jackson
10	Vance Johnson
10	Andre Townsend
10	Louis Wright

MOST POSTSEASON STARTS

18	John Elway
13	Ken Lanier
13	Karl Mecklenburg
13	Dennis Smith
12	Greg Kragen
11	Steve Atwater
11	Keith Bishop
11	Tyrone Braxton
10	Steve Foley
10	Tom Jackson
10	Louis Wright

TOTAL OFFENSE

MOST TOTAL PLAYS

Career	
657	John Elway
144	Sammy Winder
141	Terrell Davis
80	Craig Morton

Game	
52	Elway at L.A. Raiders, 1/9/94
43	Elway vs. Jacksonville, 1/4/97
43	Elway vs. N.Y. Giants, 1/25/87
42	Elway at Cleveland, 1/11/87
41	Elway vs. Cleveland, 1/14/90
41	Elway vs. Washington, 1/31/88
41	Elway vs. Pittsburgh, 12/30/84

MOST YARDS TOTAL OFFENSE

(COMBINED RUSHING AND PASSING YARDS)

Career	
4,700	John Elway
734	Terrell Davis
605	Craig Morton
461	Sammy Winder
231	Gary Kubiak

Game	
424	Elway vs. Cleveland, 1/14/90
331	Elway vs. N.Y. Giants, 1/25/87
325	Elway vs. L.A. Raiders, 1/9/94
317	Elway vs. Cleveland, 1/17/88
300	Elway at Cleveland, 1/11/87
296	Elway vs. Houston, 1/4/92
289	Elway vs. Washington, 1/31/88
283	Elway vs. Pittsburgh, 1/7/90

BEST AVERAGE GAIN PER PLAY

Career	
9.63	Gary Kubiak
7.56	Craig Morton
7.15	John Elway
6.89	Steve DeBerg

Game (min. 20 attempts)

10.34	John Elway vs. Cleveland, 1/14/90
10.00	Craig Morton vs. Oakland, 1/1/78
9.21	John Elway vs. Houston, 1/10/88
8.92	John Elway vs. Jacksonville, 12/27/97
8.57	John Elway vs. Cleveland, 1/17/88
8.45	John Elway at Kansas City, 1/4/98
8.05	Norris Weese at Pittsburgh, 12/30/78

RUSHING

MOST RUSHES

Career	
144	Sammy Winder
126	Terrell Davis
85	John Elway
38	Bobby Humphrey
36	Gaston Green

Game	
31	Davis vs. Jacksonville, 12/27/97
30	Davis vs. Green Bay, 1/25/98
26	Winder at Cleveland, 1/11/87
26	Davis at Pittsburgh, 1/11/98
25	Davis at Kansas City, 1/4/98
21	Winder vs. Cleveland, 1/14/90
20	Winder vs. Cleveland, 1/17/88
19	Green at Buffalo, 1/12/88
19	Winder vs. New England, 1/4/87

MOST RUSHING YARDS

Career	
672	Terrell Davis
461	Sammy Winder
427	John Elway
169	Bobby Humphrey
138	Gene Lang

Game	
184	Davis vs. Jacksonville, 12/27/97
157	Davis vs. Green Bay, 1/25/98
139	Davis at Pittsburgh, 1/11/98
103	Loville vs. Jacksonville, 12/27/97
102	Winder vs. New England, 1/4/87
101	Davis at Kansas City, 1/4/98
91	Davis vs. Jacksonville, 1/4/97
85	Humphrey vs. Pittsburgh, 1/7/90
83	Winder at Cleveland, 1/11/87
72	Winder vs. Cleveland, 1/17/88



POSTSEASON INDIVIDUAL RECORDS — OFFENSE

BEST AVERAGE GAIN PER RUSH**Career (min. 10 attempts)**

7.9	Derek Loville
5.3	Terrell Davis
5.0	John Elway
4.8	Gene Lang
4.4	Bobby Humphrey
4.2	Otis Armstrong

Game (min. 10 attempts)

9.4	Loville vs. Jacksonville, 12/27/97
6.5	Davis vs. Jacksonville, 1/4/97
5.9	Davis vs. Jacksonville, 12/27/97
5.4	Winder vs. New England, 1/4/87
5.3	Davis at Pittsburgh, 1/11/98
5.2	Davis vs. Green Bay, 1/25/98
5.1	Humphrey vs. San Francisco, 1/28/90
4.7	Humphrey vs. Pittsburgh, 1/7/90
4.3	Armstrong at Houston, 12/23/79
4.0	twice, last by Lang vs. New England, 1/4/87

MOST RUSHING TOUCHDOWNS**Career**

9	Terrell Davis
5	John Elway
2	G. Lewis, M. Bratton, G. Lang, R. Lytle

Game

3	Terrell Davis, vs. Green Bay (1/25/98)
2	Terrell Davis, at Kansas City (1/4/98)
2	Terrell Davis, vs. Jacksonville (12/27/97)
2	Derek Loville, vs. Jacksonville (12/27/97)
2	Melvin Bratton, vs. Pittsburgh (1/7/90)
2	Greg Lewis, vs. Houston (1/4/92)

LONGEST RUN FROM SCRIMMAGE

59	Davis vs. Jacksonville, 12/27/97
47	Davis vs. Jacksonville, 1/4/97
44	Loville vs. Jacksonville, 12/27/97
43	Davis at Pittsburgh, 1/11/98
42	Lang vs. Cleveland, 1/17/88
41	Davis at Kansas City, 1/4/98
35	Winder at Seattle, 12/24/83
34	Humphrey vs. San Francisco, 1/28/90
34	Elway at Cleveland, 1/11/87
32	Elway vs. Pittsburgh, 1/7/90

PASSING**MOST PASS ATTEMPTS****Career**

565	John Elway
80	Craig Morton
26	Norris Weese
19	Steve DeBerg
19	Gary Kubiak

Game

47	Elway at L.A. Raiders, 1/9/94
38	Elway vs. Jacksonville, 1/4/97
38	Elway vs. Washington, 1/31/88
38	Elway at Cleveland, 1/11/87
37	Elway vs. N.Y. Giants, 1/25/87
37	Elway vs. Pittsburgh, 12/30/84
36	Elway vs. Cleveland, 1/14/90

MOST COMPLETIONS**Career**

310	John Elway
42	Craig Morton
16	Gary Kubiak
14	Steve DeBerg

Game

29	Elway at L.A. Raiders, 1/9/94
25	Elway vs. Jacksonville, 1/4/97
22	Elway vs. N.Y. Giants, 1/25/87
22	Elway at Cleveland, 1/11/87
20	Elway vs. Cleveland, 1/14/90
19	Elway vs. Hou., 1/4/92 & at Pitt., 12/30/94

BEST COMPLETION PERCENTAGE**Career (min. 15 attempts)**

.842	Gary Kubiak
.737	Steve DeBerg
.549	John Elway
.525	Craig Morton

Game (min. 10 attempts)

.917	Kubiak at Buffalo, 1/12/92 (11-12)
.737	DeBerg at Seattle, 12/24/83 (14-19)
.667	Elway vs. Jacksonville, 12/27/97 (16-24)
.667	Elway at Seattle, 12/24/83 (10-15)
.658	Elway vs. Jacksonville, 1/4/97 (25-38)
.617	Elway at L.A. Raiders, (1/9/94) (29-47)
.600	Elway vs. Pittsburgh, 1/7/90 (12-20)
.595	Elway vs. N.Y. Giants, 1/25/87 (22-37)

MOST PASSING YARDS**Career**

4,273	John Elway
605	Craig Morton
212	Gary Kubiak
140	Norris Weese

Game

385	Elway vs. Cleveland, 1/14/90
304	Elway vs. N.Y. Giants, 1/25/87
302	Elway at L.A. Raiders, 1/9/94
281	Elway vs. Cleveland, 1/17/88
259	Elway vs. Houston, 1/10/88
257	Elway vs. Houston, 1/4/92
257	Elway vs. Washington, 1/31/88
257	Elway vs. New England, 1/4/87

MOST TOUCHDOWN PASSES THROWN**Career**

24	John Elway
5	Craig Morton
1	Steve DeBerg

Game

3	Elway at L.A. Raiders, 1/9/94
3	Elway vs. Cleveland, 1/14/90
3	Elway vs. Cleveland, 1/17/88
2	Elway at Pittsburgh, 1/11/98
2	Elway vs. Jacksonville, 1/4/97
2	Elway vs. Houston, 1/10/88
2	Elway vs. Pittsburgh, 12/30/84
2	Morton vs. Oakland, 1/17/8
2	Morton vs. Pittsburgh, 12/24/77

MOST INTERCEPTIONS THROWN**Career**

20	John Elway
6	Craig Morton
1	Steve DeBerg

Game

4	Morton vs. Dallas, 1/15/78
3	Elway vs. Washington, 1/31/88
2	Elway vs. San Francisco, 1/28/90
2	Elway vs. New England, 1/4/87
2	Elway vs. Pittsburgh, 12/30/84
1	14 times



POSTSEASON INDIVIDUAL RECORDS — OFFENSE / SPECIAL TEAMS

BEST INTERCEPTION AVOIDANCE PCT.**Career (min. 15 attempts)**

.000	Gary Kubiak
.000	Norris Weese
.035	John Elway
.053	Steve DeBerg

BEST AVERAGE GAIN PER ATTEMPT**Career (min. 15 attempts)**

11.16	Gary Kubiak
7.56	John Elway
7.56	Craig Morton
6.89	Steve DeBerg
5.38	Norris Weese

BEST AVERAGE GAIN PER COMPLETION**Career (min. 15 attempts)**

14.07	Craig Morton
13.78	John Elway
13.25	Gary Kubiak
11.67	Norris Weese

HIGHEST POSTSEASON PASSER RATING**Career**

87.8	Steve DeBerg
78.7	John Elway
67.1	Craig Morton
63.0	Norris Weese

LONGEST POSTSEASON PASS PLAYS

80t	Elway to Jackson, vs. Cleveland, 1/17/88
74t	Morton to Moses, vs. Oakland, 1/1/78
70t	Elway to Young, vs. Cleveland, 1/14/90
56t	Elway to Nattiel, vs. Washington, 1/31/88
55	Elway to Johnson, vs. Houston, 1/10/88
54	Elway to Johnson, vs. N.Y. Giants, 1/25/87
53	Elway to Young, vs. Cleveland, 1/14/90
52	Willhite to Watson, vs. Pittsburgh, 12/30/84
51	Elway to Jackson, vs. Pittsburgh, 1/7/90
49	Elway to Mobley, vs. New England, 1/4/87

RECEIVING**MOST RECEPTIONS****Career**

40	Vance Johnson
33	Shannon Sharpe
31	Steve Sewell
21	Mark Jackson, Steve Watson
20	Sammy Winder

Game

13	Sharpe at L.A. Raiders, 1/9/94
11	Watson vs. Pittsburgh, 12/30/84
7	Davis vs. Jacksonville, 1/4/97
7	Johnson at Buffalo, 1/12/92
7	Sewell at Buffalo, 1/12/92
7	Johnson vs. Cleveland, 1/14/90
7	Myles at Seattle, 12/24/83
6	Smith at Pittsburgh, 1/11/98

MOST RECEIVING YARDS**Career**

715	Vance Johnson
426	Mark Jackson
396	Shannon Sharpe
375	Steve Sewell
358	Steve Watson
314	Haven Moses
255	Michael Young

251	Ricky Nattiel
225	Ed McCaffrey
220	Rod Smith

Game

177	Watson vs. Pittsburgh, 12/30/84
168	Moses vs. Oakland, 1/1/78
156	Sharpe at L.A. Raiders, 1/9/94
134	Jackson vs. Cleveland, 1/17/88
123	Young vs. Cleveland, 1/14/90
121	Johnson vs. NY Giants, 1/25/87
111	Jackson vs. Pittsburgh, 1/7/90
105	Johnson vs. Houston, 1/10/88
100	Johnson at Buffalo, 1/12/92

HIGHEST AVERAGE GAIN PER RECEPTION**Career (min. 5 receptions)**

24.2	Haven Moses
23.2	Michael Young
20.3	Mark Jackson
19.3	Jack Dolbin
19.3	Ricky Nattiel
17.9	Vance Johnson

Game (min. 4 receptions)

33.60	Moses vs. Oakland, 1/1/78
33.50	Jackson vs. Cleveland, 1/17/88
26.25	Johnson vs. Houston, 1/10/88
24.20	Johnson vs. NY Giants, 1/25/87
22.25	Johnson vs. New England, 1/4/87
22.20	Jackson vs. Pittsburgh, 1/7/90

MOST RECEIVING TOUCHDOWNS**Career**

4	Vance Johnson
2	Ed McCaffrey, Shannon Sharpe, Sammy Winder, Mark Jackson, Clarence Kay, Haven Moses

Game

2	Clarence Kay, vs. Houston, 1/10/88
2	Haven Moses, vs. Oakland, 1/1/78

PUNTING**MOST PUNTS****Career**

46	Mike Horan
26	Tom Rouen
19	Bucky Dilts
10	Luke Prestridge

Game

7	Horan vs. Washington, 1/31/88
6	Rouen at Kansas City, 1/4/98
6	Horan at Buffalo, 1/12/92
6	Horan vs. San Francisco, 1/28/90
6	Horan at Cleveland, 1/11/87
6	Prestridge at Houston, 12/23/79
6	Dilts vs. Pittsburgh, 12/30/78

BEST AVERAGE PER PUNT**Career**

45.70	Luke Prestridge
42.25	Chris Norman
42.13	Mike Horan

Game

49.00	Horan vs. New England, 1/4/87
47.75	Prestridge at Seattle, 12/24/83
46.40	Horan vs. Cleveland, 1/14/90
44.33	Prestridge at Houston, 12/23/79
43.67	Horan at Buffalo, 1/12/92



POSTSEASON INDIVIDUAL RECORDS — SPECIAL TEAMS / DEFENSE

LONGEST PUNT

76 Mike Horan at Buffalo, 1/12/92

INTERCEPTIONS

MOST INTERCEPTIONS

Career

3 Tyrone Braxton
3 Bob Swenson
2 Tom Jackson
2 Dennis Smith
1 Allen Aldridge, Steve Atwater, Jeremiah Castille, Kip Corrington, Ray Crockett, Darrien Gordon, Freddie Gilbert, Mark Haynes, Ricky Hunley, Bernard Jackson, Greg Kragen, Karl Mecklenburg, Jim Ryan, Bill Thompson

Game

2 D. Smith vs. Cleveland, 1/14/90
2 T. Jackson vs. Pittsburgh, 12/24/77
1 19 times

MOST YARDS ON INTERCEPTION RETURNS

Career

57 Mark Haynes
49 Tom Jackson
26 Jim Ryan
18 Karl Mecklenburg
18 Bob Swenson
18 Bill Thompson (includes six yards on a lateral from Swenson)

Game

57 Haynes vs. Houston, 1/10/88
49 T. Jackson vs. Pittsburgh, 12/24/77
26 Ryan at Cleveland, 1/11/87
18 Mecklenburg vs. Houston, 1/10/88
15 B. Jackson vs. Pittsburgh, 12/24/77

LONGEST INTERCEPTION RETURN

57 Haynes vs. Houston, 1/10/88
32 T. Jackson vs. Pittsburgh, 12/24/77
26 Ryan at Cleveland, 1/11/87
18 Mecklenburg vs. Houston, 1/10/88
17 T. Jackson vs. Pittsburgh, 12/24/77

SACKS

MOST SACKS

Career

6 Simon Fletcher
6 Rulon Jones
3 Rubin Carter
3 Neil Smith
2 Lyle Alzado
2 Karl Mecklenburg
2 Jim Ryan
2 Alfred Williams
1.5 Ken Woodard
1 Steve Atwater, Alphonso Carreker, Barney Chavous, Ray Crockett, Darrien Gordon, Tom Jackson, Brison Manor, Trevor Pryce, Maa Tanuvasa, Keith Traylor, Andre Townsend

Game

2 N. Smith at Kansas City, 1/4/98
2 A. Williams at Kansas City, 1/4/98
2 Fletcher at L.A. Raiders, 1/9/94
2 Fletcher vs. Cleveland, 1/14/90
2 R. Jones vs. New England, 1/4/87
2 Alzado vs. Dallas, 1/15/78
2 Carter vs. Dallas, 1/15/78

PUNT RETURNS

MOST PUNT RETURNS

Career

13 Vance Johnson
10 Rick Upchurch
7 Gerald Willhite
6 Kevin Clark
4 Darrien Gordon
3 Glyn Milburn
3 Zach Thomas

Game

4 V. Johnson vs. Cleveland, 1/14/90
3 Milburn at L.A. Raiders, 1/9/94
3 V. Johnson at Buffalo, 1/12/92
3 Willhite at Cleveland, 1/11/87
3 V. Johnson vs. New England, 1/4/87
3 Z. Thomas at Seattle, 12/24/83
3 Upchurch vs. Dallas, 1/15/78

MOST YARDS ON PUNT RETURNS

Career

115 Vance Johnson
92 Rick Upchurch
69 Darrien Gordon
46 Kevin Clark
45 Gerald Willhite
38 Glyn Milburn

Game

38 Milburn at L.A. Raiders, 1/9/94
36 Gordon at Kansas City, 1/4/98
36 V. Johnson at Buffalo, 1/12/92
36 V. Johnson vs. Cleveland, 1/14/90
30 Upchurch at Pittsburgh, 12/30/78
26 V. Johnson vs. New England, 1/4/87
25 Upchurch at Houston, 12/23/79

BEST AVERAGE PER RETURN

Career (min. 2 returns)

17.3 Darrien Gordon
12.7 Glyn Milburn
9.2 Rick Upchurch
8.8 Vance Johnson
7.6 Kevin Clark
6.4 Gerald Willhite

Game (min. 2 returns)

15.0 Upchurch at Pittsburgh, 12/30/78
12.7 Milburn at L.A. Raiders, 1/9/94
12.5 Upchurch at Houston, 12/23/79
12.0 V. Johnson at Buffalo, 1/12/92
9.5 Gordon at Pittsburgh, 1/11/98
9.0 V. Johnson vs. Cleveland, 1/14/90
9.0 K. Clark vs. Washington, 1/31/88



POSTSEASON INDIVIDUAL RECORDS — SPECIAL TEAMS / SCORING

LONGEST PUNT RETURNS

36 Gordon at Kansas City, 1/4/98
22 Upchurch at Pittsburgh, 12/30/78
19 Gordon at Pittsburgh, 1/11/98
18 Milburn at L.A. Raiders, 1/9/94
17 Willhite vs. Pittsburgh, 12/30/84
17 Upchurch at Houston, 12/23/79
14 Gordon vs. Jacksonville, 12/27/97
13 V. Johnson at Buffalo, 1/12/92
13 V. Johnson vs. New England, 1/4/87

KICKOFF RETURNS

MOST KICKOFF RETURNS

Career

21 Ken Bell
16 Vaughn Hebron
12 Rick Upchurch
8 Darren Carrington
6 Glyn Milburn
6 Alton Montgomery

Game

6 Milburn at L.A. Raiders, 1/9/94
6 Carrington vs. San Fran., 1/28/90
5 Bell vs. Washington, 1/31/88
4 Hebron vs. Green Bay, 1/25/98
4 Hebron at Pittsburgh, 1/11/98
4 Montgomery vs. Houston, 1/4/92
4 Z. Thomas at Seattle, 12/24/83

MOST YARDS ON KICKOFF RETURNS

Career

383 Ken Bell
371 Vaughn Hebron
259 Rick Upchurch
197 Darren Carrington
122 Alton Montgomery
85 Glyn Milburn

Game

146 Carrington vs. San Fran., 1/28/90
94 Upchurch vs. Dallas, 1/15/78
88 Montgomery vs. Houston, 1/4/92
88 Bell vs. Washington, 1/31/88
87 Hebron vs. Jacksonville, 12/27/97
85 Hebron vs. Jacksonville, 1/4/97
85 Milburn at L.A. Raiders, 1/9/94
81 Z. Thomas at Seattle, 12/23/83

BEST AVERAGE PER KICKOFF RETURN

Career (min. 3 returns)

27.25 John Schultz
24.63 Darren Carrington
23.19 Vaughn Hebron
22.00 Alton Montgomery
21.58 Rick Upchurch
20.75 Zach Thomas

Game (min. 2 returns)

31.33 Upchurch vs. Dallas, 1/15/78
29.00 Hebron vs. Jacksonville, 12/27/97
28.33 Hebron vs. Jacksonville, 1/4/97
25.50 Hebron at Kansas City, 1/4/98
24.33 Carrington vs. San Fran., 1/28/90
22.00 Montgomery vs. Houston, 1/4/88
21.00 Bell vs. New England, 1/4/87
20.25 Z. Thomas at Seattle, 12/24/83

LONGEST KICKOFF RETURN

67 Upchurch vs. Dallas, 1/15/78
51 Hebron vs. Jacksonville, 12/27/97
39 Carrington vs. San Fran., 1/28/90
38 Hebron vs. Jacksonville, 1/4/97
37 Schultz vs. Dallas, 1/15/78
35 Bell vs. New England, 1/4/87
32 Hebron vs. Green Bay, 1/25/98
31 Bell vs. Pittsburgh, 1/7/90
31 Willhite vs. Pittsburgh, 12/30/84

SCORING

MOST TOUCHDOWNS SCORED

Career

9 Terrell Davis
5 John Elway
4 Vance Johnson
3 Sammy Winder
2 13 players

Game

3 Davis vs. Green Bay, 1/25/98
2 Davis at Kansas City, 1/4/98
2 Davis vs. Jacksonville, 12/27/97
2 Loville vs. Jacksonville, 12/27/97
2 G. Lewis vs. Houston, 1/4/92
2 Winder vs. Cleveland, 1/14/90
2 Bratton vs. Pittsburgh, 1/7/90
2 Kay vs. Houston, 1/10/88
2 Moses vs. Oakland, 1/1/78

MOST PAT ATTEMPTS

Career

20 Jason Elam
19 Rich Karlis
12 David Treadwell
9 Jim Turner

Game

6 Elam vs. Jacksonville, 12/27/97
5 Karlis vs. Cleveland, 1/17/88
4 Elam vs. Green Bay, 1/25/98
4 Treadwell vs. Cleveland, 1/14/90
4 Karlis vs. Houston, 1/10/88
4 Turner vs. Pittsburgh, 12/24/77
3 Elam at Pittsburgh, 1/11/98
3 Elam at L.A. Raiders, 1/9/94
3 Treadwell vs. Houston, 1/4/92
3 Treadwell vs. Pittsburgh, 1/7/90

BEST PAT PERCENTAGE

Career

1.000 Rich Karlis (19/19)
1.000 Jim Turner (9/9)
.950 Jason Elam (19/20)

MOST FIELD GOALS ATTEMPTED

Career

18 Rich Karlis
11 David Treadwell
9 Jim Turner
3 Jason Elam

Game

4 Treadwell vs. Cleveland, 1/28/90
4 Karlis vs. N.Y. Giants, 1/25/87
3 Treadwell at Buffalo, 1/12/92



POSTSEASON INDIVIDUAL RECORDS / POSTSEASON TEAM RECORDS

MOST FIELD GOALS ATTEMPTED

Game, cont.

- 3 Karlis at Cleveland, 1/11/87
- 3 Karlis vs. Pittsburgh, 12/30/84
- 3 Turner vs. Oakland, 1/1/78

MOST FIELD GOALS MADE

Career

- 12 Rich Karlis
- 7 David Treadwell
- 4 Jim Turner
- 3 Jason Elam

MOST FIELD GOALS MADE, CONT.

Game

- 3 Treadwell vs. Cleveland, 1/14/90
- 3 Karlis at Cleveland, 1/11/87
- 2 Treadwell vs. Houston, 1/4/92
- 2 Karlis vs. Houston, 1/10/88
- 2 Karlis vs. N.Y. Giants, 1/25/87
- 2 Karlis vs. New England, 1/4/87
- 2 Turner vs. Pittsburgh, 12/24/77

BEST FIELD GOAL PERCENTAGE

Career

- 1.000 Jason Elam (3/3)
- .667 Rich Karlis (12/18)
- .636 David Treadwell (7/11)
- .444 Jim Turner (4/9)

LONGEST FIELD GOALS

- 51 Elam vs. Green Bay, 1/25/98
- 49 Treadwell vs. Houston, 1/4/92
- 48 Karlis vs. N.Y. Giants, 1/25/87
- 47 Turner vs. Dallas, 1/15/78
- 44 Turner vs. Pittsburgh, 12/24/77
- 43 Elam at Pittsburgh, 1/11/88
- 43 Treadwell vs. Pittsburgh, 1/7/90
- 43 Karlis vs. Houston, 1/10/88

MOST POINTS SCORED

Career

- 56 Terrell Davis
- 55 Rich Karlis
- 32 David Treadwell
- 30 John Elway
- 28 Jason Elam
- 24 Vance Johnson
- 21 Jim Turner
- 18 Sammy Winder
- 12 10 players

Game

- 18 Davis vs. Green Bay, 1/25/98
- 13 Treadwell vs. Cleveland, 1/14/90
- 12 Davis at Kansas City, 1/4/98
- 12 Davis vs. Jacksonville, 12/27/97
- 12 Loville vs. Jacksonville, 12/27/97
- 12 G. Lewis vs. Houston, 1/4/92
- 12 Winder vs. Cleveland, 1/14/90
- 12 Bratton vs. Pittsburgh, 1/7/90
- 12 Kay vs. Houston, 1/10/88
- 12 Moses vs. Oakland, 1/1/78
- 11 Karlis at Cleveland, 1/11/87
- 10 Karlis vs. Houston, 1/10/88

POSTSEASON GAME-BY-GAME

WON-LOST RECORD: 13-11

- 1/25/98 **Denver 31, Green Bay 24**
Super Bowl XXXII
(Qualcomm Stadium; att.: 68,912)
- 1/11/98 **Denver 24, Pittsburgh 21**
AFC Championship Game
(Three Rivers Stadium; att.: 61,382)
- 1/4/98 **Denver 14, Kansas City 10**
AFC Divisional Playoff
(Arrowhead Stadium; att.: 76,965)
- 12/27/97 **Denver 42, Jacksonville 17**
AFC Wild Card Playoff
(Mile High Stadium; att.: 74,481)
- 1/4/97 **Jacksonville 30, Denver 27**
AFC Divisional Playoff
(Mile High Stadium; att.: 75,678)
- 1/9/94 **L.A. Raiders 42, Denver 24**
AFC Wild Card Playoff
(L.A. Coliseum; att.: 65,314)
- 1/12/92 **Buffalo 10, Denver 7**
AFC Championship Game
(Rich Stadium; att.: 80,272)
- 1/4/92 **Denver 26, Houston 24**
AFC Divisional Playoff
(Mile High Stadium; att.: 75,301)
- 1/28/90 **San Francisco 55, Denver 10**
Super Bowl XXIV
(Superdome; att.: 72,919)
- 1/14/90 **Denver 37, Cleveland 21**
AFC Championship Game
(Mile High Stadium; att.: 76,005)
- 1/7/90 **Denver 24, Pittsburgh 23**
AFC Divisional Playoff
(Mile High Stadium; att.: 75,868)
- 1/31/88 **Washington 42, Denver 10**
Super Bowl XXII
(Jack Murphy Stadium; att.: 73,302)
- 1/17/88 **Denver 38, Cleveland 33**
AFC Championship Game
(Mile High Stadium; att.: 75,993)
- 1/10/88 **Denver 34, Houston 10**
AFC Divisional Playoff
(Mile High Stadium; att.: 75,968)
- 1/25/87 **N.Y. Giants 39, Denver 20**
Super Bowl XXI
(Rose Bowl; att.: 101,063)
- 1/11/87 **Denver 23, Cleveland 20 (OT)**
AFC Championship Game
(Cleveland Stadium; att.: 79,915)
- 1/4/87 **Denver 22, New England 17**
AFC Divisional Playoff
(Mile High Stadium; att.: 76,105)
- 12/30/84 **Pittsburgh 24, Denver 17**
AFC Divisional Playoff
(Mile High Stadium; att.: 76,105)
- 12/24/83 **Seattle 31, Denver 7**
AFC Wild Card Playoff
(Kingdome; att.: 60,752)
- 12/23/79 **Houston 13, Denver 7**
AFC Wild Card Playoff
(Astrodome; att.: 48,776)
- 12/30/78 **Pittsburgh 33, Denver 10**
AFC Divisional Playoff
(Three Rivers; att.: 48,921)
- 1/15/78 **Dallas 27, Denver 10**
Super Bowl XII
(Superdome; att.: 76,400)
- 1/1/78 **Denver 20, Oakland 17**
AFC Championship Game
(Mile High Stadium; att.: 74,982)
- 12/24/77 **Denver 34, Pittsburgh 17**
AFC Divisional Playoff
(Mile High Stadium; att.: 75,011)

POSTSEASON TEAM RECORDS — OFFENSE

SCORING

MOST POINTS SCORED

- 42 vs. Jacksonville, 12/27/97
- 38 vs. Cleveland, 1/17/88
- 37 vs. Cleveland, 1/14/90
- 34 vs. Houston, 1/10/88
- 34 vs. Pittsburgh, 12/24/77
- 31 vs. Green Bay, 1/25/98
- 27 vs. Jacksonville, 1/4/97
- 26 vs. Houston, 1/4/92

MOST POINTS SCORED, ONE HALF

- 27 vs. Cleveland, 1/14/90 (2nd)
- 24 at Pittsburgh, 1/11/98 (1st)
- 21 vs. Jacksonville, 12/27/97 (2nd)
- 21 vs. Jacksonville, 12/27/97 (1st)
- 21 at L.A. Raiders, 1/9/94 (1st)
- 21 vs. Cleveland, 1/17/88 (1st)
- 20 vs. Pittsburgh, 12/24/77 (2nd)
- 17 vs. Green Bay, 1/25/98 (1st)
- 17 vs. Cleveland, 1/17/88 (2nd)

MOST POINTS SCORED, ONE QUARTER

- 21 vs. Jacksonville, 12/27/97 (4th)
- 17 at Pittsburgh, 1/11/98 (2nd)
- 15 vs. Jacksonville, 1/4/97 (4th)
- 14 vs. Jacksonville, 12/27/97 (1st)
- 14 at LA Raiders, 1/9/94 (2nd)
- 14 vs. Cleveland, 1/14/90 (3rd)
- 14 vs. Cleveland, 1/17/88 (1st)
- 13 vs. Pittsburgh, 12/24/77 (4th)
- 10 11 times

TOTAL OFFENSE

MOST TOTAL PLAYS

- 77 at Cleveland, 1/11/87
- 76 vs. Jacksonville, 12/27/97
- 76 vs. Cleveland, 1/14/90
- 75 vs. New England, 1/4/87
- 73 at LA Raiders, 1/9/94
- 69 at Buffalo, 1/12/92 & at Seattle, 12/24/83

MOST TOTAL YARDS

- 511 vs. Jacksonville, 12/27/97
- 497 vs. Cleveland, 1/14/90
- 441 vs. New England, 1/4/87
- 418 vs. Houston, 1/4/92
- 412 vs. Cleveland, 1/17/88
- 387 at LA Raiders, 1/9/94
- 374 at Cleveland, 1/11/87

HIGHEST AVERAGE GAIN PER PLAY

- 7.0 vs. Pittsburgh, 1/7/90
- 6.7 vs. Jacksonville, 12/27/97
- 6.5 vs. Cleveland, 1/14/90
- 6.4 vs. Houston, 1/4/92
- 6.1 vs. Cleveland, 1/17/88
- 5.9 vs. Jacksonville, 1/4/97
- 5.8 vs. NY Giants, 1/25/87

RUSHING

MOST RUSHES

- 49 vs. Jacksonville, 12/27/97
- 42 vs. New England, 1/4/87

- 39 vs. Green Bay, 1/25/98
- 39 vs. Cleveland, 1/14/90
- 39 vs. Cleveland, 1/17/88
- 37 at Cleveland, 1/11/87
- 37 vs. Oakland, 1/1/78
- 37 vs. Pittsburgh, 12/24/77

MOST RUSHING YARDS

- 310 vs. Jacksonville, 12/27/97
- 188 vs. New England, 1/4/87
- 179 vs. Green Bay, 1/25/98
- 156 vs. Cleveland, 1/17/88
- 151 vs. Houston, 1/4/92
- 150 at Pittsburgh, 1/11/98
- 149 at Cleveland, 1/11/87
- 138 vs. Pittsburgh, 1/7/90

BEST AVERAGE GAIN PER RUSH

- 6.3 vs. Jacksonville, 12/27/97
- 6.0 vs. Jacksonville, 1/4/97
- 5.7 vs. Washington, 1/31/88
- 5.0 at Pittsburgh, 1/11/98
- 4.9 vs. Houston, 1/4/92
- 4.6 vs. Green Bay, 1/25/98
- 4.5 vs. Pittsburgh, 1/7/90
- 4.5 vs. New England, 1/4/87
- 4.2 vs. Dallas, 1/15/78
- 4.0 vs. Cleveland, 1/17/88
- 4.0 at Cleveland, 1/11/87

MOST RUSHING TOUCHDOWNS

- 5 vs. Jacksonville, 12/27/97
- 4 vs. Green Bay, 1/25/98
- 2 (six times, last vs. Jacksonville, 1/4/97)

PASSING

MOST PASS ATTEMPTS

- 54 at Los Angeles Raiders, 1/9/94
- 41 vs. New York Giants, 1/25/87
- 39 vs. Washington, 1/31/88
- 38 vs. Jacksonville, 1/4/97
- 38 at Cleveland, 1/11/87
- 38 vs. Pittsburgh, 12/24/77

MOST COMPLETIONS

- 32 at Los Angeles Raiders, 1/9/94
- 26 vs. New York Giants, 1/25/87
- 25 vs. Jacksonville, 1/4/97
- 24 at Seattle, 12/24/83
- 22 at Buffalo, 1/12/92
- 22 at Cleveland, 1/11/87

BEST COMPLETION PERCENTAGE

- .706 (24/34) at Seattle, 12/24/83
- .667 (16/24) vs. Jacksonville, 12/27/97
- .667 (22/33) at Buffalo, 1/12/92
- .658 (25/38) vs. Jacksonville, 1/4/97
- .634 (26/41) vs. New York Giants, 1/25/87
- .600 (12/20) vs. Pittsburgh, 1/7/90

MOST NET PASSING YARDS

- 377 vs. Cleveland, 1/14/90
- 331 at Los Angeles Raiders, 1/9/94
- 320 vs. New York Giants, 1/25/87
- 267 vs. Houston, 1/4/92
- 256 vs. Cleveland, 1/17/88

POSTSEASON TEAM RECORDS — OFFENSE / SPECIAL TEAMS / MISC.

MOST TOUCHDOWN PASSES

3	at Los Angeles Raiders, 1/9/94
3	vs. Cleveland, 1/14/90
3	vs. Cleveland, 1/17/88
2	at Pittsburgh, 1/11/98
2	vs. Jacksonville, 1/4/97
2	vs. Houston, 1/10/88
2	vs. Pittsburgh, 12/30/84
2	vs. Oakland, 1/1/78
2	vs. Pittsburgh, 12/24/77

MOST INTERCEPTIONS THROWN

4	vs. Dallas, 1/15/78
3	vs. Washington, 1/31/88
2	vs. New England, 1/4/87
2	vs. Pittsburgh, 12/30/84
2	at Seattle, 12/24/83

MOST TIMES SACKED

6	at Houston, 12/23/79
6	at Pittsburgh, 12/30/78
5	vs. Washington, 1/31/88
4	at Buffalo, 1/12/92
4	vs. New York Giants, 1/25/87
4	vs. Pittsburgh, 12/30/84
4	vs. Dallas, 1/15/78

MOST YARDAGE LOST ON SACKS

50	vs. Washington, 1/31/88
40	at Houston, 12/23/79
37	vs. Pittsburgh, 12/30/84
37	at Pittsburgh, 12/30/78

FIRST DOWNS

MOST FIRST DOWNS

28	vs. Jacksonville, 12/27/97
26	at Los Angeles Raiders, 1/9/94
26	vs. Houston, 1/4/92
24	vs. Cleveland, 1/17/88
23	at Pittsburgh, 1/11/98
23	vs. New York Giants, 1/25/87
23	vs. New England, 1/4/87

Most First Downs Rushing

18	vs. Jacksonville, 12/27/97
14	vs. Green Bay, 1/25/98
13	vs. Houston, 1/4/92
12	vs. New England, 1/4/87
10	vs. Cleveland, 1/17/88
9	vs. Houston, 1/10/88

MOST FIRST DOWNS PASSING

18	at Los Angeles Raiders, 1/9/94
16	vs. New York Giants, 1/25/87
15	at Pittsburgh, 1/11/98
14	vs. Cleveland, 1/14/90
14	at Seattle, 12/24/83
13	vs. Jacksonville, 1/4/97
13	at Buffalo, 1/12/92
13	at Cleveland, 1/11/87

MOST FIRST DOWNS BY PENALTY

4	at Los Angeles Raiders, 1/9/94
3	at Kansas City, 1/4/98
3	vs. Cleveland, 1/17/88
3	at Cleveland, 1/11/87
2	11 times

PUNTS

MOST PUNTS

7	vs. Washington, 1/31/88
7	at Cleveland, 1/11/87
6	at Kansas City, 1/4/98
6	at Buffalo, 1/12/92
6	vs. New England, 1/4/87
6	at Pittsburgh, 12/30/78

BEST PUNTING AVERAGE

47.8	at Seattle, 12/24/83 (4 punts)
46.4	vs. Cleveland, 1/14/90 (5 punts)
46.0	vs. New England, 1/4/87 (6 punts)
45.2	at Houston, 12/23/79 (5 punts)

BEST NET PUNTING AVERAGE

40.3	at Buffalo, 1/12/92
40.0	vs. Pittsburgh, 12/30/84
39.5	vs. Oakland, 1/1/78

PUNT RETURNS

MOST PUNT RETURNS

4	vs. Cleveland, 1/14/90
4	vs. New England, 1/4/87
4	vs. Dallas, 1/15/78
4	vs. Oakland, 1/1/78

MOST YARDS PUNT RETURNS

38	at Los Angeles Raiders, 1/9/94
36	at Kansas City, 1/4/98
36	at Buffalo, 1/12/92
36	vs. Cleveland, 1/14/90
35	vs. New England, 1/4/87
30	at Pittsburgh, 12/30/78

KICKOFF RETURNS

MOST KICKOFF RETURNS

6	vs. Jacksonville, 1/4/97
6	at Los Angeles Raiders, 1/9/94
6	at Seattle, 12/24/83
6	at Pittsburgh, 12/30/78
6	vs. Dallas, 1/15/78

MOST YARDS KICKOFF RETURNS

173	vs. Dallas, 1/15/78
123	vs. Jacksonville, 1/4/97
119	vs. Pittsburgh, 1/7/90
118	at Seattle, 12/24/83
95	vs. Green Bay, 1/25/98
88	vs. Houston, 1/4/92
88	vs. Washington, 1/31/88
87	vs. Jacksonville, 12/27/97

FUMBLES

MOST FUMBLES

4	at Kansas City, 1/4/98
4	at Buffalo, 1/12/92
4	vs. Dallas, 1/15/78
3	vs. Jacksonville, 12/27/97
3	vs. Houston, 1/4/92
3	vs. Pittsburgh, 12/24/77

POSTSEASON TEAM RECORDS — MISCELLANEOUS / DEFENSE

MOST FUMBLES LOST

4	vs. Dallas, 1/15/78
2	at Kansas City, 1/4/98
2	vs. Jacksonville, 12/27/97
2	vs. Cleveland, 1/14/90
2	at Pittsburgh, 12/30/78
1	six times

PENALTIES

MOST PENALTIES

10	at Los Angeles Raiders, 1/9/94
9	vs. Jacksonville, 12/27/97
8	at Kansas City, 1/4/98
8	vs. Jacksonville, 1/4/97
8	at Pittsburgh, 12/30/78
8	vs. Dallas, 1/15/78
8	vs. Oakland, 1/1/78

MOST YARDS PENALIZED

104	at Pittsburgh, 12/30/78
97	at Los Angeles Raiders, 1/9/94
94	vs. Jacksonville, 12/27/97
70	vs. Houston, 1/4/92
70	at Houston, 12/23/79
65	vs. Green Bay, 1/25/98
64	at Kansas City, 1/4/98
64	vs. Jacksonville, 1/4/97
60	vs. Dallas, 1/15/78

FEWEST PENALTIES

1	vs. Cleveland, 1/14/90
1	vs. Pittsburgh, 12/30/84
2	vs. Pittsburgh, 1/7/90
3	vs. New England, 1/4/87
3	vs. Pittsburgh, 12/24/77

FEWEST YARDS PENALIZED

5	vs. Cleveland, 1/14/90
5	vs. Pittsburgh, 12/30/84
19	vs. Pittsburgh, 1/7/90
20	three games

FIELD GOALS

MOST FIELD GOALS ATTEMPTED

4	vs. Cleveland, 1/14/90
4	vs. New York Giants, 1/25/87
3	at Buffalo, 1/12/92
3	at Cleveland, 1/11/87
3	vs. Pittsburgh, 12/30/84
3	vs. Oakland, 1/1/78

MOST FIELD GOALS MADE

3	vs. Cleveland, 1/14/90
3	at Cleveland, 1/11/87
2	vs. Houston, 1/4/91
2	vs. Houston, 1/10/88
2	vs. New York Giants, 1/25/87
2	vs. Pittsburgh, 12/24/77

TOTAL DEFENSE

FEWEST TOTAL PLAYS ALLOWED

49	vs. Jacksonville, 12/27/97
53	at Los Angeles Raiders, 1/9/94
53	at Seattle, 12/24/83

54	vs. New England, 1/4/87
55	vs. Houston, 1/4/92
61	at Buffalo, 1/12/92
61	vs. Pittsburgh, 1/7/90

FEWEST TOTAL YARDS ALLOWED

213	at Buffalo, 1/12/92
237	vs. Jacksonville, 12/27/97
256	vs. Cleveland, 1/14/90
271	vs. New England, 1/4/87
282	at Houston, 12/23/79

LOWEST AVERAGE YIELD PER PLAY

3.5	at Buffalo, 1/12/92
4.0	vs. Pittsburgh, 12/24/77
4.1	vs. Cleveland, 1/14/90
4.1	vs. Oakland, 1/1/78

RUSHING DEFENSE

FEWEST RUSHING PLAYS ALLOWED

14	vs. Jacksonville, 12/27/97
14	vs. Cleveland, 1/14/90
19	vs. Houston, 1/4/92
20	vs. Green Bay, 1/25/98
24	at Kansas City, 1/4/98
24	vs. New England, 1/4/87
26	vs. Houston, 1/10/88
27	at Pittsburgh, 1/11/98
27	vs. Cleveland, 1/17/88

FEWEST RUSHING YARDS ALLOWED

50	vs. Jacksonville, 12/27/97
66	vs. Cleveland, 1/14/90
73	vs. Houston, 1/10/88
77	at Kansas City, 1/4/98
94	vs. Oakland, 1/1/78
95	vs. Green Bay, 1/25/98
97	vs. Houston, 1/4/92
100	at Cleveland, 1/11/87
104	at Buffalo, 1/12/92

LOWEST AVERAGE YIELD PER RUSH

2.6	vs. Oakland, 1/1/78
3.0	at Buffalo, 1/12/92
3.0	at Cleveland, 1/11/87
3.2	at Kansas City, 1/4/98
3.2	at Houston, 12/23/79

PASSING DEFENSE

FEWEST OPPONENT PASSES ALLOWED

13	at Seattle, 12/24/83
19	at Los Angeles Raiders, 1/9/94
22	at Houston, 12/23/79
24	vs. New England, 1/4/87

FEWEST OPPONENT PASSES COMPLETED

10	at Houston, 12/23/79
12	at Seattle, 12/24/83
13	at Los Angeles Raiders, 1/9/94
13	at Buffalo, 1/12/92
13	vs. New England, 1/4/87

POSTSEASON TEAM RECORDS — DEFENSE / SPECIAL TEAMS

FEWEST OPPONENT NET YARDS PASSING

109	at Buffalo, 1/12/92
147	at Houston, 12/23/79
150	vs. New England, 1/4/87
177	vs. Pittsburgh, 12/24/77

LOWEST % OF OPPONENT PASSES COMPLETED

.432	vs. Cleveland, 1/14/90 (19/44)
.455	at Houston, 12/23/79 (10/22)
.486	vs. Oakland, 1/1/78 (17/35)
.514	vs. Pittsburgh, 12/24/77 (19/37)

MOST OPPONENT PASSES INTERCEPTED

3	at Pittsburgh, 1/11/98
3	vs. Pittsburgh, 12/24/77
2	at Buffalo, 1/12/92
2	vs. Houston, 1/10/88
2	at Cleveland, 1/11/87
2	at Houston, 12/23/79

MOST YARDS ON INTERCEPTION RETURNS

75	vs. Houston, 1/10/88
64	vs. Pittsburgh, 12/24/77
40	at Cleveland, 1/11/87
14	vs. Cleveland, 1/14/90
14	vs. Oakland, 1/1/78

MOST SACKS

6	vs. New England, 1/4/87
5	vs. Dallas, 1/15/78
4	at Kansas City, 1/4/98
4	vs. Cleveland, 1/14/90
3	at Pittsburgh, 1/11/98
3	vs. Jacksonville, 12/27/97

MOST OPPONENT YARDAGE LOST ON SACKS

44	vs. New England, 1/4/87
35	vs. Dallas, 1/15/78
34	at Kansas City, 1/4/98
21	at Seattle, 12/24/83

FIRST DOWNS

FEWEST OPPONENT FIRST DOWNS

12	at Buffalo, 1/12/92
12	vs. New England, 1/4/87
14	vs. Jacksonville, 12/27/87
14	vs. Cleveland, 1/14/90
17	at Cleveland, 1/11/87
17	vs. Dallas, 1/15/78

FEWEST OPPONENT RUSHING FIRST DOWNS

3	vs. Jacksonville, 12/27/97
3	vs. Cleveland, 1/14/90
4	vs. Green Bay, 1/25/98
4	at Kansas City, 1/4/98
4	at Cleveland, 1/11/87
5	at Buffalo, 1/12/92
5	vs. Houston, 1/10/88
5	at Seattle, 12/24/83

FEWEST OPPONENT PASSING FIRST DOWNS

5	at Buffalo, 1/12/92
6	vs. New England, 1/4/87
6	at Houston, 12/23/79
8	vs. Dallas, 1/15/78
8	vs. Pittsburgh, 12/24/77
9	vs. Jacksonville, 12/27/97

FEWEST OPPONENT FIRST DOWNS BY PENALTY

0	vs. San Francisco, 1/28/90
0	vs. Cleveland, 1/14/90
0	vs. Pittsburgh, 1/7/90
0	vs. New England, 1/4/87
0	vs. Pittsburgh, 12/30/84
0	vs. Pittsburgh, 12/24/77

PUNTING

MOST OPPONENT PUNTS

9	vs. New England 1/4/87
8	at Buffalo, 1/12/92
8	vs. Cleveland, 1/14/90

LOWEST OPPONENT PUNTING AVERAGE

28.3	at Houston, 12/23/79 (3 punts)
29.5	vs. Jacksonville, 12/27/97 (4 punts)
34.0	vs. Pittsburgh, 12/24/77 (6 punts)
36.0	vs. Oakland, 1/1/78 (5 punts)

FUMBLES

MOST OPPONENT FUMBLES

6	vs. Dallas, 1/15/78
4	at Pittsburgh, 12/30/78
3	vs. Cleveland, 1/14/90
3	vs. Cleveland, 1/17/88
3	at Cleveland, 1/11/87
3	vs. Pittsburgh, 12/30/84

MOST OPP. FUMBLES RECOVERED BY DENVER

3	vs. Cleveland, 1/17/88
2	vs. Green Bay, 1/25/98
2	vs. Pittsburgh, 1/7/90
2	vs. Pittsburgh, 12/30/84
2	vs. Dallas, 1/15/78
2	vs. Oakland, 1/1/78

PENALTIES

MOST OPPONENT PENALTIES

17	at L.A. Raiders, 1/9/94
13	vs. Houston, 1/4/92
12	vs. Dallas, 1/15/78
11	at Pittsburgh, 12/30/78
10	vs. Houston, 1/10/88
10	vs. Pittsburgh, 12/24/77

MOST YARDS OPPONENT PENALIZED

130	at L.A. Raiders, 1/9/94
94	vs. Dallas, 1/15/78
88	at Pittsburgh, 12/30/78
85	vs. Houston, 1/4/92
76	at Cleveland, 1/11/87

SCORING DEFENSE

FEWEST POINTS ALLOWED

10	at Kansas City, 1/4/98
10	at Buffalo, 1/12/92
10	vs. Houston, 1/10/88
13	at Houston, 12/23/79
17	vs. Jacksonville, 12/27/97
17	vs. New England, 1/4/87
17	vs. Oakland, 1/1/78

OUTSTANDING PERFORMANCES

A COMPLETE LIST OF DENVER'S 100-YARD RUSHING, 100-YARD RECEIVING AND 300-YARD PASSING PERFORMANCES

100-YARD RUSHING GAMES — 97 TOTAL (92 REGULAR SEASON / 5 POSTSEASON)

Player	Performance	Date	Opponent
Don Stone	17-104, 1 TD	Oct. 6, 1963	vs. San Diego
Billy Joe	20-105, 0 TD	Nov. 17, 1963	vs. New York
Billy Joe	16-108, 1 TD	Nov. 15, 1964	vs. New York
Cookie Gilchrist	32-142, 0 TD	Sept. 24, 1965	at Boston
Cookie Gilchrist	16-119, 0 TD	Nov. 14, 1965	at Houston
Floyd Little	25-126, 1 TD	Oct. 27, 1968	vs. Miami
Floyd Little	30-147, 1 TD	Nov. 3, 1968	at Boston
Floyd Little	21-105, 1 TD	Sept. 14, 1969	vs. Boston
Floyd Little	15-104, 1 TD	Sept. 21, 1969	vs. New York Jets
Floyd Little	29-166, 1 TD	Oct. 19, 1969	at Cincinnati
Floyd Little	16-140, 1 TD	Oct. 25, 1970	at San Francisco
Bobby Anderson	25-106, 1 TD	Oct. 17, 1971	vs. San Diego
Floyd Little	25-113, 1 TD	Oct. 24, 1971	at Cleveland
Floyd Little	24-123, 1 TD	Oct. 31, 1971	at Philadelphia
Floyd Little	22-101, 0 TD	Nov. 14, 1971	vs. Cincinnati
Floyd Little	29-125, 0 TD	Dec. 5, 1971	vs. Chicago
Floyd Little	22-101, 0 TD	Sept. 17, 1972	vs. Houston
Floyd Little	18-100, 2 TD	Oct. 15, 1972	vs. Minnesota
Floyd Little	14-124, 1 TD	Nov. 5, 1972	at New York Giants
Floyd Little	19-123, 1 TD	Oct. 14, 1973	at Houston
Joe Dawkins	30-117, 0 TD	Oct. 28, 1973	at New York Jets
Floyd Little	22-109, 2 TD	Nov. 11, 1973	vs. San Diego
Otis Armstrong	19-131, 0 TD	Sept. 22, 1974	vs. Pittsburgh
Otis Armstrong	17-142, 1 TD	Oct. 27, 1974	at Cleveland
Otis Armstrong	19-110, 1 TD	Nov. 10, 1974	at Baltimore
Otis Armstrong	29-146, 0 TD	Nov. 24, 1974	at Oakland
Jon Keyworth	15-148, 1 TD	Nov. 24, 1974	at Oakland
Otis Armstrong	24-144, 1 TD	Nov. 28, 1974	at Detroit
Otis Armstrong	31-183, 3 TD	Dec. 8, 1974	vs. Houston
Otis Armstrong	18-142, 0 TD	Dec. 15, 1974	at San Diego
Jon Keyworth	20-132, 0 TD	Nov. 30, 1975	vs. San Diego
Otis Armstrong	16-101, 1 TD	Oct. 24, 1976	at Kansas City
Otis Armstrong	18-116, 0 TD	Nov. 7, 1976	vs. Tampa Bay
Otis Armstrong	26-116, 1 TD	Dec. 12, 1976	at Chicago
Norris Weese	12-120, 0 TD	Dec. 12, 1976	at Chicago
Otis Armstrong	21-120, 0 TD	Nov. 20, 1977	at Kansas City
Rob Lytle	16-110, 1 TD	Nov. 19, 1978	vs. Green Bay
Otis Armstrong	18-102, 1 TD	Nov. 25, 1979	vs. Oakland
Otis Armstrong	22-107, 1 TD	Oct. 13, 1980	vs. Washington
Otis Armstrong	25-106, 1 TD	Oct. 26, 1980	at New York Giants
Sammy Winder	20-119, 0 TD	Sept. 25, 1983	vs. L.A. Raiders
Sammy Winder	29-165, 0 TD	Oct. 9, 1983	at Houston
Sammy Winder	31-139, 1 TD	Sept. 23, 1984	vs. Kansas City
Sammy Winder	34-126, 0 TD	Oct. 28, 1984	at L.A. Raiders
Sammy Winder	20-103, 2 TD	Sept. 29, 1985	vs. Miami
Sammy Winder	20-104, 2 TD	Sept. 21, 1986	at Philadelphia
Joe Dudek	19-102, 0 TD	Jan. 4, 1987	vs. New England*
Tony Dorsett	23-128, 2 TD	Oct. 12, 1987	vs. L.A. Raiders
Tony Dorsett	23-113, 1 TD	Sept. 11, 1988	vs. San Diego
Sammy Winder	32-119, 2 TD	Sept. 26, 1988	vs. L.A. Raiders
Bobby Humphrey	17-100, 0 TD	Oct. 9, 1988	at San Francisco
Bobby Humphrey	23-102, 1 TD	Oct. 8, 1989	vs. San Diego
Bobby Humphrey	25-105, 2 TD	Nov. 5, 1989	vs. Pittsburgh
Bobby Humphrey	31-110, 0 TD	Nov. 20, 1989	at Washington
Bobby Humphrey	31-125, 0 TD	Dec. 3, 1989	at L.A. Raiders
Bobby Humphrey	23-128, 0 TD	Dec. 16, 1989	at Phoenix
Bobby Humphrey	19-132, 2 TD	Sept. 17, 1990	vs. Kansas City
Bobby Humphrey	25-129, 0 TD	Sept. 23, 1990	vs. Seattle
Bobby Humphrey	34-177, 1 TD	Sept. 30, 1990	at Buffalo
Gaston Green	20-106, 1 TD	Oct. 8, 1990	vs. Cleveland
Gaston Green	24-116, 0 TD	Sept. 1, 1991	vs. Cincinnati
Gaston Green	24-127, 3 TD	Sept. 22, 1991	vs. San Diego
Gaston Green	26-158, 0 TD	Sept. 29, 1991	at Minnesota
Greg Lewis	19-111, 1 TD	Nov. 3, 1991	vs. Pittsburgh

OUTSTANDING PERFORMANCES, CONT.

100-YARD RUSHING GAMES, CONT.

Player	Performance	Date, Opponent
Gaston Green	18-103, 0 TD	Nov. 10, 1991 vs. L.A. Raiders
Gaston Green	24-133, 1 TD	Nov. 17, 1991 at Kansas City
Rod Bernstine	23-101, 0 TD	Oct. 18, 1993 vs. L.A. Raiders
Rod Bernstine	21-103, 0 TD	Dec. 18, 1993 at Chicago
Leonard Russell	24-103, 0 TD	Oct. 9, 1994 at Seattle
Leonard Russell	19-109, 1 TD	Nov. 13, 1994 vs. Seattle
Terrell Davis	22-135, 1 TD	Nov. 5, 1995 vs. Arizona
Terrell Davis	30-176, 1 TD	Nov. 19, 1995 vs. San Diego
Terrell Davis	19-110, 1 TD	Nov. 26, 1995 at Houston
Glyn Milburn	18-131, 0 TD	Dec. 10, 1995 vs. Seattle
Aaron Craver	20-108, 1 TD	Dec. 24, 1995 at Oakland
Terrell Davis	28-111, 0 TD	Sept. 8, 1996 at Seattle
Terrell Davis	22-137, 1 TD	Sept. 15, 1996 vs. Tampa Bay
Terrell Davis	19-141, 2 TD	Sept. 22, 1996 at Kansas City
Terrell Davis	24-112, 0 TD	Sept. 29, 1996 at Cincinnati
Terrell Davis	28-194, 2 TD	Oct. 20, 1996 vs. Baltimore
Terrell Davis	32-154, 2 TD	Nov. 17, 1996 at New England
Terrell Davis	26-106, 1 TD	Dec. 1, 1996 at Seattle
Terrell Davis	26-101, 1 TD	Aug. 31, 1997 vs. Kansas City
Terrell Davis	21-107, 1 TD	Sept. 7, 1997 at Seattle
Terrell Davis	21-103, 0 TD	Sept. 14, 1997 vs. St. Louis
Terrell Davis	27-215, 1 TD	Sept. 21, 1997 vs. Cincinnati
Terrell Davis	32-171, 2 TD	Oct. 6, 1997 at New England
Terrell Davis	42-207, 1 TD	Oct. 26, 1997 at Buffalo
Terrell Davis	21-101, 0 TD	Nov. 2, 1997 vs. Seattle
Terrell Davis	21-104, 0 TD	Nov. 9, 1997 vs. Carolina
Terrell Davis	34-127, 0 TD	Nov. 16, 1997 at Kansas City
Terrell Davis	26-178, 1 TD	Nov. 30, 1997 at San Diego
Terrell Davis	31-184, 2 TD	Dec. 27, 1997 vs. Jacksonville*
Derek Loville	11-103, 2 TD	Dec. 27, 1997 vs. Jacksonville*
Terrell Davis	25-101, 2 TD	Jan. 4, 1998 at Kansas City*
Terrell Davis	26-139, 1 TD	Jan. 11, 1998 at Pittsburgh*
Terrell Davis	30-157, 3 TD	Jan. 25, 1998 vs. Green Bay**

(*Denotes post-season game; **Denotes Super Bowl XXXII)

TOTALS — Terrell Davis 24 (includes four postseason games), Floyd Little 15, Otis Armstrong 13, Bobby Humphrey 9, Sammy Winder 8 (includes one postseason game), Gaston Green 5, Rod Bernstine 2, Tony Dorsett 2, Cookie Gilchrist 2, Billy Joe 2, Jon Keyworth 2, Rob Lytle 2, Leonard Russell 2, Bobby Anderson 1, Aaron Craver 1, Joe Dawkins 1, Joe Dudek 1, Greg Lewis 1, Derek Loville 1 (postseason), Glyn Milburn 1, Donnie Stone 1, Norris Weese 1.

Most 100-yard games, regular season

- 10—Terrell Davis, 1997
- 7—Terrell Davis, 1996
- 7—Otis Armstrong, 1974
- 5—Gaston Green, 1991
- 5—Bobby Humphrey, 1989
- 4—Bobby Humphrey, 1990
- 4—Floyd Little, 1971

Most Consecutive 100-yard games

- 4—Terrell Davis, 1997 (three times)
- 4—Terrell Davis, 1996
- 4—Bobby Humphrey, 1990
- 4—Otis Armstrong, 1974

Most 100-yard games by a rookie

- 3—Terrell Davis, 1995
- 1—Jon Keyworth, 1974/Billy Joe, 1963

100-YARD RECEIVING GAMES — 169 TOTAL (160 REGULAR SEASON / 9 POSTSEASON)

Player	Performance	Date, Opponent
Al Carmichael	6-130, 1 TD	Sept. 9, 1960 at Boston
Lionel Taylor	6-125, 1 TD	Sept. 23, 1960 at New York
Lionel Taylor	7-101, 2 TD	Oct. 2, 1960 vs. Oakland
Al Carmichael	3-109, 2 TD	Oct. 23, 1960 vs. Boston
Lionel Taylor	10-106, 1 TD	Oct. 23, 1960 vs. Boston
Lionel Taylor	10-140, 1 TD	Nov. 6, 1960 vs. Houston
Al Carmichael	7-117, 2 TD	Nov. 6, 1960 vs. Houston
Lionel Taylor	10-138, 0 TD	Nov. 20, 1960 at Houston
Lionel Taylor	9-199, 3 TD	Nov. 27, 1960 vs. Buffalo
Lionel Taylor	9-171, 1 TD	Dec. 10, 1960 at Los Angeles

OUTSTANDING PERFORMANCES, CONT.

100-YARD RECEIVING GAMES, CONT.

Player	Performance	Date, Opponent
Lionel Taylor	7-132, 2 TD	Sept. 10, 1961 at Buffalo
Lionel Taylor	11-126, 0 TD	Sept. 24, 1961 at New York
Lionel Taylor	9-118, 0 TD	Oct. 1, 1961 at Oakland
Lionel Taylor	7-120, 1 TD	Oct. 8, 1961 vs. Dallas
Al Frazier	7-166, 1 TD	Oct. 15, 1961 vs. Oakland
Al Frazier	6-126, 1 TD	Oct. 22, 1961 vs. New York
Al Frazier	5-125, 1 TD	Nov. 12, 1961 vs. San Diego
Lionel Taylor	10-119, 0 TD	Nov. 12, 1961 vs. San Diego
Donnie Stone	9-137, 1 TD	Dec. 3, 1961 vs. Boston
Lionel Taylor	9-133, 0 TD	Sept. 15, 1962 at Buffalo
Al Frazier	4-125, 1 TD	Sept. 15, 1962 at Buffalo
Lionel Taylor	12-119, 0 TD	Sept. 21, 1962 at Boston
Jerry Tarr	4-152, 2 TD	Sept. 21, 1962 at Boston
Lionel Taylor	7-110, 0 TD	Dec. 9, 1962 at Dallas
Lionel Taylor	7-169, 1 TD	Sept. 29, 1963 vs. Boston
Lionel Taylor	7-142, 2 TD	Oct. 6, 1963 vs. San Diego
Bob Scarpitto	4-134, 2 TD	Oct. 13, 1963 vs. Houston
Lionel Taylor	10-116, 1 TD	Dec. 15, 1963 at Oakland
Gene Prebola	4-106, 1 TD	Dec. 15, 1963 at Oakland
Lionel Taylor	8-149, 0 TD	Sept. 27, 1964 vs. Houston
Hewitt Dixon	4-109, 0 TD	Oct. 25, 1964 at Oakland
Hewitt Dixon	5-121, 1 TD	Nov. 1, 1964 at Kansas City
Al Denson	3-113, 1 TD	Nov. 1, 1964 at Kansas City
Lionel Taylor	13-112, 0 TD	Nov. 29, 1964 vs. Oakland
Bob Scarpitto	11-111, 1 TD	Dec. 20, 1964 at Houston
Bob Scarpitto	5-108, 2 TD	Sept. 11, 1965 at San Diego
Lionel Taylor	9-172, 1 TD	Sept. 19, 1965 vs. Buffalo
Lionel Taylor	7-114, 0 TD	Nov. 7, 1965 vs. San Diego
Lionel Taylor	11-141, 2 TD	Nov. 21, 1965 vs. Oakland
Lionel Taylor	8-164, 0 TD	Dec. 5, 1965 at Oakland
Wendell Hayes	5-126, 1 TD	Dec. 5, 1965 at Oakland
Al Denson	5-158, 1 TD	Oct. 2, 1966 vs. Houston
Charlie Mitchell	4-126, 1 TD	Dec. 4, 1966 vs. Miami
Bob Scarpitto	5-123, 3 TD	Dec. 18, 1966 at Buffalo
Al Denson	4-131, 2 TD	Sept. 3, 1967 vs. Boston
Al Denson	7-134, 1 TD	Sept. 24, 1967 vs. New York Jets
Eric Crabtree	6-123, 1 TD	Oct. 22, 1967 vs. San Diego
Al Denson	4-107, 1 TD	Oct. 29, 1967 at Kansas City
Eric Crabtree	7-102, 2 TD	Nov. 19, 1967 at Buffalo
Eric Crabtree	8-107, 1 TD	Nov. 23, 1967 at San Diego
Eric Crabtree	6-129, 1 TD	Dec. 17, 1967 vs. Kansas City
Al Denson	8-115, 0 TD	Sept. 15, 1968 at Cincinnati
Eric Crabtree	7-113, 0 TD	Sept. 22, 1968 at Kansas City
Eric Crabtree	5-148, 1 TD	Oct. 13, 1968 at New York Jets
Jimmy Jones	8-128, 2 TD	Oct. 20, 1968 at San Diego
Floyd Little	4-165, 1 TD	Nov. 24, 1968 vs. Buffalo
Al Denson	6-131, 2 TD	Dec. 8, 1968 at Oakland
Mike Haffner	4-122, 0 TD	Dec. 14, 1968 vs. Kansas City
Al Denson	6-138, 1 TD	Sept. 28, 1969 at Buffalo
Mike Haffner	6-102, 1 TD	Oct. 26, 1969 at Houston
Al Denson	6-140, 2 TD	Nov. 23, 1969 at San Diego
John Embree	9-122, 1 TD	Nov. 23, 1969 at San Diego
Jerry Simmons	6-153, 0 TD	Nov. 21, 1971 at Kansas
Rod Sherman	4-110, 0 TD	Sept. 17, 1972 vs. Houston
Jerry Simmons	6-118, 1 TD	Oct. 22, 1972 at Oakland
Bobby Anderson	13-143, 0 TD	Sept. 10, 1973 vs. Chicago
Riley Odums	5-114, 1 TD	Nov. 4, 1973 at St. Louis
Haven Moses	5-108, 2 TD	Nov. 25, 1973 vs. Kansas City
Haven Moses	5-132, 0 TD	Oct. 13, 1974 vs. New Orleans
Floyd Little	7-127, 0 TD	Oct. 20, 1974 vs. San Diego
Riley Odums	7-125, 0 TD	Nov. 18, 1974 vs. Kansas City
Rick Upchurch	3-153, 1 TD	Sept. 21, 1975 vs. Kansas City
Haven Moses	5-168, 2 TD	Jan. 1, 1978 vs. Oakland*
Haven Moses	5-115, 0 TD	Nov. 12, 1978 at Cleveland
Haven Moses	5-101, 1 TD	Nov. 19, 1978 vs. Green Bay

OUTSTANDING PERFORMANCES, CONT.

100-YARD RECEIVING GAMES, CONT.

Player	Performance	Date, Opponent
Riley Odums	7-165, 2 TD	Dec. 10, 1978 vs. Kansas City
Haven Moses	5-116, 1 TD	Dec. 16, 1978 vs. Pittsburgh
Riley Odums	5-125, 0 TD	Sept. 23, 1979 vs. Seattle
Haven Moses	4-107, 1 TD	Oct. 14, 1979 at Kansas City
Haven Moses	5-133, 1 TD	Oct. 22, 1979 at Pittsburgh
Riley Odums	7-114, 0 TD	Oct. 28, 1979 vs. Kansas City
Haven Moses	5-103, 1 TD	Sept. 21, 1980 vs. San Diego
Haven Moses	6-141, 0 TD	Dec. 14, 1980 vs. Oakland
Riley Odums	8-128, 1 TD	Dec. 14, 1980 vs. Oakland
Steve Watson	7-143, 3 TD	Sept. 20, 1981 vs. Baltimore
Steve Watson	8-178, 2 TD	Sept. 27, 1981 vs. San Diego
Steve Watson	5-182, 2 TD	Oct. 11, 1981 vs. Detroit
Rick Upchurch	5-138, 0 TD	Oct. 18, 1981 at Kansas City
Steve Watson	5-102, 1 TD	Nov. 22, 1981 at Cincinnati
Steve Watson	2-103, 0 TD	Dec. 6, 1981 vs. Kansas City
Rick Upchurch	6-102, 2 TD	Dec. 20, 1981 at Chicago
Steve Watson	5-101, 1 TD	Dec. 5, 1982 vs. Atlanta
Steve Watson	10-183, 0 TD	Dec. 12, 1982 at Los Angeles Rams
Steve Watson	6-161, 1 TD	Sept. 11, 1983 at Baltimore
Steve Watson	8-119, 0 TD	Oct. 16, 1983 vs. Cincinnati
Steve Watson	6-121, 1 TD	Oct. 30, 1983 vs. Kansas City
Rick Upchurch	6-143, 0 TD	Oct. 30, 1983 vs. Kansas City
Steve Watson	7-110, 1 TD	Nov. 6, 1983 at Seattle
Steve Watson	4-119, 1 TD	Nov. 20, 1983 vs. Seattle
Clint Sampson	3-101, 2 TD	Dec. 4, 1983 vs. Cleveland
Steve Watson	7-111, 1 TD	Oct. 7, 1984 at Detroit
Butch Johnson	9-156, 2 TD	Nov. 4, 1984 vs. New England
Steve Watson	8-134, 1 TD	Nov. 4, 1984 vs. New England
Steve Watson	5-123, 2 TD	Nov. 18, 1984 vs. Minnesota
Steve Watson	11-177, 1 TD	Dec. 30, 1984 vs. Pittsburgh*
Vance Johnson	6-116, 1 TD	Dec. 14, 1985 vs. Kansas City
Vance Johnson	5-121, 1 TD	Jan. 25, 1987 vs. N.Y. Giants*
Bobby Micho	9-105, 2 TD	Oct. 18, 1987 at Kansas City
Vance Johnson	5-115, 1 TD	Nov. 22, 1987 at L.A. Raiders
Ricky Nattiel	4-118, 1 TD	Nov. 29, 1987 at San Diego
Vance Johnson	4-105, 0 TD	Jan. 10, 1988 vs. Houston*
Mark Jackson	4-134, 1 TD	Jan. 17, 1988 vs. Cleveland*
Vance Johnson	7-134, 0 TD	Sept. 26, 1988 vs. L.A. Raiders
Ricky Nattiel	3-102, 1 TD	Oct. 23, 1988 at Pittsburgh
Mark Jackson	6-140, 2 TD	Nov. 27, 1988 vs. L.A. Rams
Mark Jackson	7-145, 0 TD	Dec. 4, 1988 at L.A. Raiders
Mark Jackson	7-137, 1 TD	Dec. 11, 1988 at Seattle
Vance Johnson	5-145, 1 TD	Oct. 1, 1989 at Cleveland
Vance Johnson	5-145, 1 TD	Oct. 1, 1989 at Cleveland
Michael Young	6-137, 0 TD	Oct. 22, 1989 at Seattle
Vance Johnson	9-148, 1 TD	Oct. 29, 1989 vs. Philadelphia
Vance Johnson	6-154, 2 TD	Nov. 26, 1989 vs. Seattle
Mark Jackson	5-111, 0 TD	Jan. 7, 1990 vs. Pittsburgh*
Michael Young	2-123, 1 TD	Jan. 14, 1990 vs. Cleveland*
Vance Johnson	6-150, 0 TD	Sept. 17, 1990 vs. Kansas City
Vance Johnson	9-120, 0 TD	Sept. 23, 1990 vs. Seattle
Mark Jackson	6-127, 1 TD	Oct. 21, 1990 at Indianapolis
Mark Jackson	7-111, 0 TD	Oct. 6, 1991 at Houston
Vance Johnson	7-100, 0 TD	Jan. 12, 1991 at Buffalo*
Shannon Sharpe	9-118, 0 TD	Oct. 4, 1992 vs. Kansas City
Mark Jackson	5-113, 2 TD	Oct. 25, 1992 at San Diego
Arthur Marshall	5-134, 1 TD	Nov. 8, 1992 vs. N.Y. Jets
Mark Jackson	3-108, 1 TD	Nov. 15, 1992 vs. N.Y. Giants
Shannon Sharpe	7-109, 1 TD	Dec. 12, 1992 at Buffalo
Derek Russell	6-104, 0 TD	Sept. 12, 1993 at Kansas City
Vance Johnson	10-148, 1 TD	Oct. 10, 1993 at Green Bay
Derek Russell	5-111, 0 TD	Oct. 18, 1993 vs. L.A. Raiders
Shannon Sharpe	7-104, 0 TD	Nov. 14, 1993 vs. Minnesota
Shannon Sharpe	6-115, 2 TD	Jan. 2, 1994 at L.A. Raiders
Shannon Sharpe	13-156, 1 TD	Jan. 9, 1994 at L.A. Raiders*

OUTSTANDING PERFORMANCES, CONT.

100-YARD RECEIVING GAMES, CONT.

Player	Performance	Date, Opponent
Mike Pritchard	5-119, 1 TD	Sept. 4, 1994 vs. San Diego
Mike Pritchard	9-100, 0 TD	Sept. 11, 1994 at New York Jets
Anthony Miller	6-105, 1 TD	Sept. 11, 1994 at New York Jets
Shannon Sharpe	6-121, 1 TD	Oct. 23, 1994 at San Diego
Anthony Miller	6-102, 1 TD	Nov. 20, 1994 vs. Atlanta
Cedric Tillman	8-175, 0 TD	Nov. 20, 1994 vs. Atlanta
Anthony Miller	5-116, 1 TD	Nov. 27, 1994 vs. Cincinnati
Anthony Miller	6-153, 0 TD	Dec. 4, 1994 at Kansas City
Anthony Miller	3-118, 0 TD	Dec. 17, 1994 at San Francisco
Shannon Sharpe	10-180, 0 TD	Sept. 3, 1995 vs. Buffalo
Anthony Miller	6-108, 3 TD	Sept. 10, 1995 at Dallas
Anthony Miller	7-149, 2 TD	Oct. 16, 1995 vs. Oakland
Shannon Sharpe	8-137, 1 TD	Nov. 19, 1995 vs. San Diego
Anthony Miller	6-152, 2 TD	Nov. 26, 1995 at Houston
Shannon Sharpe	9-131, 0 TD	Sept. 22, 1996 at Kansas City
Anthony Miller	5-131, 1 TD	Sept. 29, 1996 at Cincinnati
Shannon Sharpe	13-153, 3 TD	Oct. 6, 1996 vs. San Diego
Shannon Sharpe	9-161, 0 TD	Oct. 20, 1996 vs. Baltimore
Rod Smith	5-122, 0 TD	Aug. 31, 1997 vs. Kansas City
Rod Smith	4-126, 2 TD	Sept. 14, 1997 vs. St. Louis
Shannon Sharpe	6-119, 1 TD	Sept. 28, 1997 at Atlanta
Rod Smith	5-130, 0 TD	Oct. 6, 1997 vs. New England
Rod Smith	5-114, 1 TD	Nov. 2, 1997 vs. Seattle
Shannon Sharpe	8-174, 0 TD	Nov. 9, 1997 vs. Carolina
Rod Smith	7-114, 0 TD	Nov. 16, 1997 at Kansas City
Shannon Sharpe	10-142, 0 TD	Nov. 24, 1997 vs. Oakland
Ed McCaffrey	7-111, 2 TD	Nov. 30, 1997 at San Diego
Rod Smith	4-115, 2 TD	Dec. 7, 1997 at Pittsburgh
Shannon Sharpe	8-162, 1 TD	Dec. 21, 1997 vs. San Diego

(*Denotes Postseason)

TOTALS — Lionel Taylor 24, Steve Watson 16 (includes one postseason game), Shannon Sharpe 15 (includes one postseason game), Vance Johnson 12 (includes three postseason games), Al Denson 10, Mark Jackson 10 (includes two postseason games), Haven Moses 10 (includes one postseason game), Anthony Miller 9, Riley Odums 6, Rod Smith 6, Eric Crabtree 5, Al Frazier 4, Bob Scarpitto 4, Rick Upchurch 4, Al Carmichael 3, Floyd Little 2, Ricky Nattiel 2, Mike Pritchard 2, Derek Russell 2, Jerry Simmons 2, Michael Young 2 (includes one postseason game), Bobby Anderson 1, John Embree 1, Wendell Jones 1, Arthur Marshall 1, Ed McCaffrey 1, Bobby Micho 1, Charlie Mitchell 1, Gene Prebola 1, Clint Sampson 1, Rod Sherman 1, Donnie Stone 1, Jerry Tarr 1, Cedric Tillman 1.

Most 100-yard games, season

- 7 — Lionel Taylor, 1960
- 6 — Rod Smith, 1997
- 5 — Anthony Miller, 1994
- 5 — Steve Watson, 1983
- 5 — Steve Watson, 1981
- 4 — Shannon Sharpe, 1997
- 4 — Mark Jackson, 1988
- 4 — Al Denson, 1967
- 4 — Lionel Taylor, 1965

Most consecutive 100-yard games

- 3 — Anthony Miller, 11/20/94, 11/27/94 and 12/4/94
- 3 — Mark Jackson, 11/27/88, 12/4/88 and 12/11/88
- 3 — Lionel Taylor, 9/24/61, 10/1/61 and 10/8/61

Most 100-yard games by a rookie

- 7 — Lionel Taylor, 1960
- 3 — Al Frazier, 1961



OUTSTANDING PERFORMANCES, CONT.

300-YARD PASSING GAMES — 57 TOTAL (54 REGULAR SEASON / 3 POSTSEASON)

Player	Performance	Opponent
Frank Tripucka	30-52-2, 375 yds., 3 TD	Nov. 6, 1960 vs. Houston
Frank Tripucka	19-41-5, 328 yds., 3 TD	Nov. 27, 1960 vs. Buffalo
Frank Tripucka	28-47-2, 376 yds., 2 TD	Sept. 7, 1962 vs. San Diego
Frank Tripucka	29-56-3, 447 yds., 2 TD	Sept. 15, 1962 at Buffalo
Frank Tripucka	26-40-1, 308 yds., 1 TD	Oct. 21, 1962 vs. Houston
Jacky Lee	11-36-1, 370 yds., 1 TD	Dec. 5, 1965 at Oakland
John McCormick	13-37-3, 328 yds., 3 TD	Dec. 18, 1966 at Buffalo
Marlin Briscoe	12-29-2, 335 yds., 4 TD	Nov. 24, 1968 vs. Buffalo
Steve Tensi	19-26-1, 301 yds., 3 TD	Nov. 23, 1969 at San Diego
Charley Johnson	20-28-0, 361 yds., 2 TD	Oct. 22, 1972 at Oakland
Charley Johnson	24-39-2, 326 yds., 1 TD	Sept. 20, 1973 vs. Chicago
Charley Johnson	28-42-2, 445 yds., 2 TD	Nov. 18, 1974 vs. Kansas City
Charley Johnson	12-20-2, 329 yds., 3 TD	Sept. 21, 1975 vs. Kansas City
Craig Morton	27-39-2, 306 yds., 2 TD	Nov. 16, 1980 vs. New York Jets
Craig Morton	18-30-1, 338 yds., 1 TD	Dec. 14, 1980 vs. Oakland
Craig Morton	17-18-0, 308 yds., 4 TD	Sept. 27, 1981 vs. San Diego
Craig Morton	25-38-1, 342 yds., 2 TD	Oct. 18, 1981 at Kansas City
Steve DeBerg	21-34-2, 305 yds., 2 TD	Nov. 22, 1981 at Cincinnati
Steve DeBerg	23-31-1, 307 yds., 2 TD	Dec. 12, 1982 at L.A. Rams
Steve DeBerg	21-41-0, 350 yds., 1 TD	Oct. 30, 1983 vs. Kansas City
John Elway	23-44-0, 345 yds., 3 TD	Dec. 11, 1983 vs. Baltimore
John Elway	25-40-1, 315 yds., 3 TD	Nov. 4, 1984 vs. New England
John Elway	28-43-1, 353 yds., 4 TD	Sept. 15, 1985 vs. New Orleans
John Elway	22-37-5, 301 yds., 1 TD	Dec. 14, 1985 vs. Kansas City
John Elway	24-42-0, 432 yds., 1 TD	Dec. 20, 1985 at Seattle
John Elway	18-32-1, 321 yds., 1 TD	Oct. 26, 1986 vs. Seattle
John Elway	29-47-2, 336 yds., 0 TD	Nov. 23, 1986 at N.Y. Giants
John Elway	22-37-1, 304 yds., 1 TD	Jan. 25, 1987 vs. N.Y. Giants*
John Elway	22-32-1, 338 yds., 4 TD	Sept. 13, 1987 vs. Seattle
John Elway	21-40-2, 341 yds., 3 TD	Nov. 16, 1987 vs. Chicago
John Elway	21-32-1, 347 yds., 3 TD	Nov. 29, 1987 at San Diego
John Elway	21-42-2, 335 yds., 1 TD	Dec. 13, 1987 at Seattle
John Elway	29-49-3, 324 yds., 2 TD	Dec. 4, 1988 at L.A. Raiders
John Elway	18-35-0, 344 yds., 2 TD	Oct. 22, 1989 at Seattle
John Elway	20-36-0, 385 yds., 3 TD	Jan. 14, 1990 vs. Cleveland*
John Elway	21-30-0, 317 yds., 2 TD	Oct. 21, 1990 at Indianapolis
John Elway	24-36-1, 328 yds., 2 TD	Dec. 9, 1990 at Kansas City
John Elway	24-42-1, 301 yds., 2 TD	Oct. 6, 1991 at Houston
John Elway	23-38-0, 311 yds., 2 TD	Oct. 4, 1992 vs. Kansas City
John Elway	28-45-1, 300 yds., 1 TD	Sept. 20, 1993 at Kansas City
John Elway	33-59-1, 367 yds., 1 TD	Oct. 10, 1993 at Green Bay
John Elway	25-36-0, 361 yds., 3 TD	Jan. 2, 1994 at L.A. Raiders
John Elway	29-47-1, 302 yds., 3 TD	Jan. 9, 1994 at L.A. Raiders*
John Elway	36-46-2, 371 yds., 3 TD	Sept. 4, 1994 vs. San Diego
John Elway	29-41-1, 319 yds., 1 TD	Sept. 11, 1994 at N.Y. Jets
John Elway	30-41-0, 349 yds., 2 TD	Oct. 30, 1994 vs. Cleveland
John Elway	27-42-1, 382 yds., 2 TD	Nov. 20, 1994 vs. Atlanta
John Elway	22-41-1, 317 yds., 0 TD	Sept. 3, 1995 vs. Buffalo
John Elway	30-47-0, 327 yds., 2 TD	Sept. 17, 1995 vs. Washington
John Elway	23-46-0, 324 yds., 2 TD	Oct. 16, 1995 vs. Oakland
John Elway	27-41-2, 332 yds., 2 TD	Nov. 26, 1995 at Houston
John Elway	24-41-1, 320 yds., 2 TD	Dec. 24, 1995 at Oakland
John Elway	23-37-1, 335 yds., 2 TD	Sept. 29, 1996 at Cincinnati
John Elway	32-41-1, 323 yds., 4 TD	Oct. 6, 1996 vs. San Diego
John Elway	25-39-1, 326 yds., 3 TD	Oct. 20, 1996 vs. Baltimore
John Elway	27-36-1, 334 yds., 2 TD	Nov. 24, 1996 at Minnesota
John Elway	26-46-0, 309 yds., 1 TD	Oct. 19, 1997 at Oakland

(*Denotes Postseason)

TOTALS—John Elway 37 (includes three post season games), Frank Tripucka 5, Charley Johnson 4, Craig Morton 4, Steve DeBerg 3, Jacky Lee 1, John McCormick 1, Marlin Briscoe 1, Steve Tensi 1.

Most 300-yard games, season

- 6—John Elway, 1994
- 5—John Elway, 1995
- 4—John Elway, 1996
- 4—John Elway, 1993
- 4—John Elway, 1987
- 3—John Elway, 1986
- 3—John Elway, 1985
- 3—Frank Tripucka, 1962


Most consecutive 300-yard games

- 3—John Elway, 1996
- 3—John Elway, 1993-94
- 2—John Elway, 1985
- 2—Frank Tripucka, 1962

Most 300-yard games by a rookie

- 1—John Elway, 1983
- 1—Marlin Briscoe, 1968

PLAYER AWARDS AND HISTORY



Linebacker Tom Jackson
All-NFL 1977-78

PLAYER HISTORY

ALL-TIME HONORS

1997

Pro Bowl: Terrell Davis, John Elway, Tom Nalen, Shannon Sharpe, Neil Smith (Elway did not play in game due to injury). **All-NFL:** Terrell Davis (AP, Sports Illustrated, The Sporting News, USA Today, Pro Football Weekly, College & Pro Football Newsweekly, Football News, Football Digest), John Elway (College & Pro Football Newsweekly 2nd team), Darrien Gordon (1st team punt returner—Sports Illustrated, The Sporting News, USA Today, Pro Football Weekly; 2nd team punt returner—Football Digest, College & Pro Football Newsweekly), John Mobley (1st team AP, The Sporting News, Pro Football Weekly, Football Digest; 2nd team College & Pro Football Newsweekly), Tom Nalen (2nd team College & Pro Football Newsweekly), Mark Schlereth (Sports Illustrated), Shannon Sharpe (AP, The Sporting News, USA Today, Pro Football Weekly, College & Pro Football Newsweekly 1st team; Football Digest 2nd team). **All-AFC:** John Elway (Pro Football Weekly, Football News), Darrien Gordon (punt returner—Pro Football Weekly, Football News), John Mobley (Pro Football Weekly), Shannon Sharpe (Pro Football Weekly). **Super Bowl XXXII Most Valuable Player (Pete Rozelle Award):** Terrell Davis. **AFC Player of the Year:** Terrell Davis (Football News, Touchdown Club of Columbus). **AFC Offensive Player of the Year:** Terrell Davis (Kansas City 101 Club). **San Diego Hall of Champions Professional Star of the Year:** Terrell Davis. **Colorado Sports Hall of Fame King of the Hill Award:** Terrell Davis. **ESPY Award for Best Performance Under Pressure:** Terrell Davis.

1996

Pro Bowl: Steve Atwater, Tyrone Braxton, Terrell Davis, John Elway, Michael Dean Perry, Bill Romanowski, Shannon Sharpe, Alfred Williams, Gary Zimmerman (Atwater, Elway and Zimmerman did not play in game due to injury). **All-NFL:** Steve Atwater (AP 2nd team), Terrell Davis (AP, Sports Illustrated, The Sporting News, USA Today, Pro Football Weekly, Football News, College & Pro Football Newsweekly), John Elway (AP 2nd team, College & Pro Football Newsweekly 2nd team, Football Digest 2nd team), Bill Romanowski (College & Pro Football Newsweekly 2nd team), Shannon Sharpe (AP, Sports Illustrated, The Sporting News, Pro Football Weekly, Football Digest, College & Pro Football Newsweekly), Alfred Williams (AP, The Sporting News, Pro Football Weekly, Football Digest, College & Pro Football Newsweekly 2nd team), Gary Zimmerman (AP, Sports Illustrated, The Sporting News, Pro Football Weekly, Football Digest, College & Pro Football Newsweekly). **All-AFC:** Steve Atwater (UPI, Pro Football Weekly), Tyrone Braxton (Football News, UPI 2nd team), Terrell Davis (UPI, Football News), John Elway (UPI, Pro Football Weekly, Football News), Michael Dean Perry (UPI 2nd team), Bill Romanowski (UPI 2nd team), Shannon Sharpe (UPI, Football News), Alfred Williams (UPI, Football News), Gary Zimmerman (UPI, Football News). **NFL All-Rookie Team:** John Mobley (Pro Football Weekly, Football News, College & Pro Football Newsweekly). **NFL Most Valuable Player:** Terrell Davis (Sports Illustrated). **NFL Offensive Player of the Year:** Terrell Davis (Associated Press). **AFC Player of the Year:** John Elway (Football News, Touchdown Club of Columbus). **AFC Most Valuable Player:** John Elway (NFLPA). **AFC Offensive Player of the Year:** Terrell Davis (UPI), John Elway (Kansas City 101 Club). **NFL Coach of the Year:** Mike Shanahan (Touchdown Club of Columbus). **AFC Coach of the Year:** Mike Shanahan (Kansas City 101 Club).

1995

Pro Bowl: Steve Atwater, Jason Elam, Glyn Milburn, Anthony Miller, Shannon Sharpe, Gary Zimmerman (Zimmerman did not play in game due to injury). **All-NFL:** Steve Atwater (College & Pro Football Newsweekly 2nd team), Jason Elam (AP 2nd team, College & Pro Football Newsweekly 2nd team, Football Digest 2nd team), Glyn Milburn (AP 2nd team, Sporting News 1st team, College & Pro Football Newsweekly 2nd team, Football Digest 1st team), Shannon Sharpe (AP 2nd team), Gary Zimmerman (AP 2nd team, Football Digest 1st team). **All-AFC:** Steve Atwater (UPI 1st team), Terrell Davis (UPI 2nd team), Jason Elam (UPI 1st team), Glyn Milburn (Football News 1st team), Michael Dean Perry (UPI 2nd team), Shannon Sharpe (UPI 2nd team), Gary Zimmerman (Football News 1st team, UPI 1st team). **NFL All-Rookie Team:** Terrell Davis (College & Pro Football Newsweekly, Football News, Pro Football Weekly). **NFL Rookie of the Year:** Terrell Davis (Football Digest). **Earl Hartman Awards (Broncos Most Valuable Players):** Terrell Davis (offense), Steve Atwater (defense), Glyn Milburn (special teams). **Bob Peck Award (Most Inspirational Player):** Michael Dean Perry. **Bob Martin Award (For cooperation with local media):** Lionel Washington.

1994

Pro Bowl: Steve Atwater, John Elway, Shannon Sharpe, Gary Zimmerman (Sharpe did not play in game). **All-NFL:** Shannon Sharpe (College & Pro Football Newsweekly 2nd team, Football Digest 2nd team). **All-AFC:** Tom Rouen (UPI 2nd team), Shannon Sharpe (UPI 2nd team), Gary Zimmerman (UPI 2nd team). **Earl Hartman Awards (Broncos Most Valuable Players):** John Elway (offense), Steve Atwater (defense), Ray Jacobs (special teams). **Bob Peck Award (Most Inspirational Player):** Shannon Sharpe. **Bob Martin Award (For cooperation with local media):** Shannon Sharpe.

1993

Pro Bowl: Steve Atwater, John Elway, Karl Mecklenburg, Shannon Sharpe, Dennis Smith. **All-NFL:** Shannon Sharpe (AP, Pro Football Weekly/Pro Football Writers of America, The Sporting News, Sports Illustrated, College & Pro Football Newsweekly, Football Digest), John Elway (AP 2nd team, College & Pro Football Newsweekly 2nd team, Football Digest 2nd team), Simon Fletcher (Football Digest 2nd team), Dennis Smith

(College & Pro Football Newsweekly 2nd team), Gary Zimmerman (AP 2nd team, College & Pro Football Newsweekly 2nd team). **All-AFC:** Steve Atwater (UPI, Football News), John Elway (UPI, Football News), Shannon Sharpe (UPI, Football News). **NFL All-Rookie:** Jason Elam (Pro Football Weekly/Pro Football Writers of America, Football News, College & Pro Football Newsweekly, Football Digest). **AFC Most Valuable Player:** John Elway (NFL Players Association). **AFC Player of the Year:** John Elway (Football News). **AFC Offensive Player of the Year:** John Elway (UPI, Kansas City 101 Club). **Rookie Coach of the Year:** Wade Phillips (College & Pro Football Newsweekly). **Earl Hartman Awards (Broncos Most Valuable Players):** John Elway (offense), Simon Fletcher (offense), Reggie Rivers (special teams). **Bob Peck Award (Most Inspirational Player):** Dennis Smith. **Bob Martin Award (For cooperation with local media):** Tyrone Braxton.

1992

Pro Bowl: Steve Atwater, Michael Brooks, Shannon Sharpe. **All-NFL:** Steve Atwater (AP, Pro Football Weekly/Pro Football Writers of America, The Sporting News, Football Digest, NEA), Michael Brooks (Sports Illustrated, College and Pro Football Newsweekly 2nd team), Greg Kragen (AP 2nd team, College and Pro Football Newsweekly 2nd team). **All-AFC:** Steve Atwater (Football News). **NFL All-Rookie:** Russell Freeman (Football News, College and Pro Football Newsweekly), Arthur Marshall (Pro Football Weekly/Pro Football Writers of America, Football News, College and Pro Football Newsweekly). **Colorado Sports Hall of Fame Pro Athlete of the Year:** Michael Brooks. **Earl Hartman Awards (Broncos Most Valuable Players):** John Elway (offense), Simon Fletcher (defense), Keith Traylor (special teams). **Bob Peck Award (Most Inspirational Player):** Dennis Smith. **Bob Martin Award (For cooperation with local media):** Reggie Rivers.

1991

Pro Bowl: Steve Atwater, Gaston Green, Karl Mecklenburg, Dennis Smith. **All-NFL:** Steve Atwater (AP, Pro Football Weekly, College and Pro Football Newsweekly 2nd team), Greg Kragen (Sports Illustrated). **All-AFC:** Steve Atwater (Football News, Pro Football Weekly). **AFC Coach of the Year:** Dan Reeves (Football News, Kansas City 101 Club). **NFL Rookie of the Year:** Mike Croel (Bert Bell Award-World Almanac, Pro Football Weekly, Washington Touchdown Club, Pro-Set). **AFC Defensive Rookie of the Year:** Mike Croel (AP, College and Pro Football Newsweekly). **NFL All-Rookie:** Mike Croel (Football News, Pro Football Weekly, College and Pro Football Newsweekly, Football Digest), Reggie Johnson (Pro Football Digest), Keith Traylor (Pro Football Weekly, Football Digest). **Earl Hartman Awards (Broncos Most Valuable Players):** John Elway (offense), Dennis Smith (defense), Alton Montgomery (special teams). **Bob Peck Memorial Award (Most Inspirational Player):** Kenny Walker. **Bob Martin Award (For cooperation with local media):** Greg Kragen.

1990

Pro Bowl: Steve Atwater, Bobby Humphrey, Dennis Smith. **All-NFL:** Steve Atwater (College and Pro Football Newsweekly-second team), Mike Horan (College and Pro Football Newsweekly-second team). **All-AFC:** Steve Atwater (UPI, Football News), Mike Horan (UPI-second team, Football News). **Earl Hartman Award (Broncos Most Valuable Players):** Bobby Humphrey (offense), Steve Atwater (defense), Kevin Clark (special teams). **Bob Peck Memorial Award (Most Inspirational Player):** Keith Kartz. **Bob Martin Award (for cooperation with media):** Mark Jackson.

1989

Pro Bowl: Greg Kragen, Karl Mecklenburg, Dennis Smith, David Treadwell. **All-NFL:** Mike Horan (College and Pro Football Newsweekly 2nd team), Karl Mecklenburg (AP, Pro Football Weekly, Sports Illustrated, NEA-World Almanac, Football Digest), Dennis Smith (AP 2nd team). **All-AFC:** Greg Kragen (Pro Football Weekly), Karl Mecklenburg (UPI, Pro Football Weekly, Football News), Dennis Smith (Pro Football Weekly, UPI 2nd team), David Treadwell (UPI, Pro Football Weekly, Football News). **NFL Rookie of the Year:** Bobby Humphrey (Touchdown Club of Washington, D.C.). **NFL Offensive Rookie of the Year:** Bobby Humphrey (NFL Players Association). **NFL Defensive Rookie of the Year:** Steve Atwater (Football Digest). **AFC Offensive Rookie of the Year:** Bobby Humphrey (Mackey Award). **NFL All-Rookie:** Steve Atwater (UPI, Pro Football Weekly, PFWA, College and Pro Football Newsweekly, Football Digest), Bobby Humphrey (UPI, Pro Football Weekly, PFWA, College and Pro Football Newsweekly), David Treadwell (Football Digest), Doug Widell (College and Pro Football Newsweekly, Football Digest). **Colorado Sports Hall of Fame Pro Athlete of the Year:** Bobby Humphrey. **Earl Hartman Award Winners (Broncos Most Valuable Players):** Bobby Humphrey (offense), Dennis Smith (defense), David Treadwell (special teams). **Bob Peck Memorial Award (Most Inspirational Player):** Marc Munford.

1988

Pro Bowl: Mike Horan. **All-NFL:** Mike Horan (AP, PFWA, The Sporting News, College and Pro Football Newsweekly, Sports Illustrated, World Almanac 2nd team). **All-AFC:** Mike Horan (UPI, Football News). **NFL All-Rookie:** Gerald Perry (UPI, Football Digest). **Earl Hartman Award Winners (Broncos Most Valuable Players):** John Elway and Sammy Winder (offense), Simon Fletcher (defense), Ken Bell (special teams). **Bob Peck Memorial Award (Most Inspirational Player):** Keith Bishop and Billy Bryan.

1987

Pro Bowl: Keith Bishop, John Elway, Karl Mecklenburg. **All-NFL:** Keith Bishop (Sports Illustrated, NEA-second team), John Elway (The Sporting News, NEA, AP-second team), Karl Mecklenburg (NEA, AP-second team). **All-AFC:** Keith Bishop (UPI-second team), John Elway (UPI, Pro Football Weekly, Football News), Ron Jones (UPI-second team), Karl Mecklenburg (UPI, Pro Football Weekly, Football News). **NFL Most Valuable Player:** John Elway (AP). **AFC Most Valuable Player:** John Elway (NFLPA). **AFC Player of the Year:** John Elway (Football News). **AFC Offensive Player of the Year:** John Elway (UPI, Kansas City 101 Club). **NFL All Rookie:**

Ricky Nattiel (UPI, College and Pro Football Newsweekly, Football Digest, PFWA, Pro Football Weekly). **Earl Hartman Award Winners (Broncos Most Valuable Players):** John Elway (offense), Karl Mecklenburg (defense), Ken Bell (special teams). **Bob Peck Memorial Award (Most Inspirational Player):** Keith Bishop.

1986

Pro Bowl: Keith Bishop, John Elway, Rulon Jones, Karl Mecklenburg, Dennis Smith, Sammy Winder. **AII-NFL:** John Elway (AP-honorable mention), Keith Bishop (AP-honorable mention), Mike Harden (AP-honorable mention), Rulon Jones (AP, Pro Football Weekly, Sports Illustrated, PFWA, The Sporting News, Football News, Football Digest, NEA-second team), Karl Mecklenburg (AP, Pro Football Weekly, Sports Illustrated, PFWA, The Sporting News, Football News, Football Digest, NEA), Dennis Smith (AP-honorable mention, Football News second team, NEA). **AII-AFC:** Keith Bishop (UPI-second team, Football News), John Elway (UPI-second team), Rulon Jones (UPI, Pro Football Weekly, Football News), Karl Mecklenburg (UPI, Pro Football Weekly, Football News), Dennis Smith (Pro Football Weekly), Gerald Willhite (UPI-second team). **AFC Defensive Player of the Year:** Rulon Jones (UPI). **AFC Player of the Year:** Karl Mecklenburg (Football News). **Colorado Sports Hall of Fame King of the Hill Award:** John Elway. **Seattle Gold Helmet Award (Professional Football Player of the Year):** John Elway. **Earl Hartman Award Winners (Broncos Most Valuable Players):** John Elway (offense), Mike Harden (defense), Darren Comeaux (special teams). **Bob Peck Memorial Award (Most Inspirational Player):** Tom Jackson.

1985

Pro Bowl: Rulon Jones, Karl Mecklenburg, Dennis Smith, Louis Wright. **AII-NFL:** John Elway (AP-honorable mention), Rulon Jones (AP-2nd team, The Sporting News, Sports Illustrated), Karl Mecklenburg (AP, Sports Illustrated, PFWA, The Football News, NEA), Dennis Smith (AP-honorable mention), Louis Wright (AP honorable mention). **AII-AFC:** Rulon Jones (UPI), Karl Mecklenburg (UPI), Dennis Smith (UPI-2nd team), Louis Wright (UPI). **Earl Hartman Award Winners (Broncos Most Valuable Players):** John Elway (offense), Rulon Jones (defense), Daniel Hunter (special teams). **Bob Peck Memorial Award (Most Inspirational Player):** Tom Jackson.

1984

Pro Bowl: Sammy Winder. **AII-NFL:** Tom Jackson (CPFW-2nd team), Dennis Smith (Pro Football Weekly, CPFW-2nd team), Louis Wright (The Sporting News, Sports Illustrated, Pro Football Weekly, NEA-2nd team, CPFW-2nd team). **AII-AFC:** Tom Jackson (Pro Football Weekly, UPI 2nd team), Dennis Smith (Pro Football Weekly, UPI-2nd team), Sammy Winder (UPI-2nd team), Louis Wright (Pro Football Weekly, UPI-2nd team). **AII-Rookie:** Winford Hood (UPI), Clarence Kay (PFWA, Pro Football Weekly). **Colorado Sports Hall of Fame Pro Athlete of the Year:** Tom Jackson. **Earl Hartman Award Winners (Broncos Most Valuable Players):** Steve Watson (offense), Louis Wright (defense), Ken Woodard (special teams). **Bob Peck Memorial Award (Most Inspirational Player):** Tom Jackson. **NFL Coach of the Year:** Dan Reeves (NFL-Sports Illustrated, Pro Football Weekly, College and Pro Football Newsweekly, AFC-Kansas City 101 Club, Football News.)

1983

Pro Bowl: Randy Gradishar, Louis Wright (DNP). **AII-NFL:** Randy Gradishar (AP-2nd team), Louis Wright (NEA, CPFW-2nd team). **AII-AFC:** Randy Gradishar (UPI-2nd team). **Earl Hartman Award Winners (Broncos Most Valuable Players):** Steve Watson (offense), Randy Gradishar (defense), Ken Woodard (special teams). **Bob Peck Memorial Award (Most Inspirational Player):** Tom Jackson.

1982

Pro Bowl: Randy Gradishar, Luke Prestridge, Rick Upchurch. **AII-NFL:** Randy Gradishar (Football Digest), Luke Prestridge (AP, Football Digest), Rick Upchurch (AP, Football Digest). **AII-AFC:** Randy Gradishar (UPI), Luke Prestridge (UPI). **Earl Hartman Award Winners (Broncos Most Valuable Players):** Billy Bryan (offense), Louis Wright (defense), Rick Upchurch and Rob Lytle (special teams). **Bob Peck Memorial Award (Most Inspirational Player):** Tom Jackson.

1981

Pro Bowl: Randy Gradishar, Bob Swenson, Bill Thompson, Steve Watson. **AII-NFL:** Bob Swenson (AP, NEA, The Sporting News), Randy Gradishar (AP 2nd team, NEA-2nd team, Pro Football Weekly, The Sporting News). **AII-AFC:** Randy Gradishar (UPI), Bill Thompson (UPI), Steve Watson (UPI), Bob Swenson (UPI-2nd team), Louis Wright (UPI-2nd team). **Earl Hartman Award Winners (Broncos Most Valuable Players):** Steve Watson (offense), Bob Swenson (defense), Jim Ryan (special teams). **Bob Peck Memorial Award (Most Inspirational Player):** Tom Jackson.

1980

AII-NFL: Randy Gradishar (The Sporting News), Fred Steinfort (Pro Football Weekly, The Sporting News). **AII-AFC:** Fred Steinfort (UPI). **Pro Football Weekly Golden Toe Award:** Fred Steinfort. **Earl Hartman Award Winners (Broncos Most Valuable Players):** Bill Bryan (offense), Randy Gradishar (defense), Fred Steinfort (special teams).

1979

Pro Bowl: Randy Gradishar, Tom Jackson, Rick Upchurch, Louis Wright. **AII-NFL:** Randy Gradishar (PFWA, Pro Football Weekly, AP-2nd team), Rich Upchurch (PFWA, Pro Football Weekly, AP-2nd team), Louis Wright (AP, NEA, PFWA, Pro Football Weekly). **AII-AFC:** Randy Gradishar (Pro Football Weekly, The Sporting News, UPI-2nd team), Bob Swenson (UPI-2nd team), Bill Thompson (UPI), Rick Upchurch (Pro Football Weekly), Louis Wright (UPI, Pro Football Weekly, The Sporting News). **Earl Hartman Award Winners (Broncos Most Valuable Players):** Craig Morton (offense), Bob Swenson (defense), Larry Canada (special teams).

1978

Pro Bowl: Lyle Alzado, Randy Gradishar, Tom Jackson, Riley Odoms, Bill Thompson, Rick Upchurch, Louis Wright. **AII-NFL:** Lyle Alzado (AP), Randy Gradishar (AP, PFWA, PFW, NEA), Tom Jackson (AP), Rick Upchurch (AP, PFWA, PFW), Louis Wright (AP, PFWA, PFW, NEA). **AII-AFC:** Lyle Alzado (UPI, PFW, TSN), Steve Foley (UPI), Randy Gradishar (UPI, PFW, TSN), Tom Jackson (UPI), Bill Thompson (UPI, PFW, TSN), Rick Upchurch (PFW), Louis Wright (UPI, PFW, TSN). **NFL Defensive Player of the Year:** Randy Gradishar (AP, PFW, NEA). **AFC Defensive Player of the Year:** Randy Gradishar (UPI, Kansas City 101 Club). **NFL Defensive Lineman of the Year:** Barney Chavous (Pittsburgh Courier). **Colorado Sports Hall of Fame Pro Athlete of the Year:** Randy Gradishar. **Earl Hartman Award Winners (Broncos Most Valuable Players):** Riley Odoms (offense), Randy Gradishar (defense), Maurice Harvey (special teams).

1977

Pro Bowl: Lyle Alzado, Randy Gradishar, Tom Jackson, Bill Thompson, Louis Wright. **AII-NFL:** Lyle Alzado (AP, UPI, PFW), Randy Gradishar (AP, UPI, PFW), Tom Jackson (AP, UPI, PFW), Bill Thompson (AP). **AII-AFC:** Louis Wright (PFW), Bill Thompson (PFW). **AFC Defensive Player of the Year:** Lyle Alzado (Kansas City 101 Club). **Colorado Sports Hall of Fame Pro Athlete of the Year:** Craig Morton. **Earl Hartman Award Winners (Broncos Most Valuable Players):** Craig Morton (offense), Tom Jackson (defense), Rick Upchurch (special teams). **NFL Coach of the Year:** Red Miller (AP, UPI, PFW, TSN, Football Digest, Washington Touchdown Club, Kansas City 101 Club, Columbus Touchdown Club).

1976

Pro Bowl: Rick Upchurch, Otis Armstrong. **AII-NFL:** Rick Upchurch. **Earl Hartman Award Winners (Broncos Most Valuable Players):** Riley Odoms (offense), Tom Jackson (defense), Rick Upchurch (special teams).

1975

Pro Bowl: Randy Gradishar, Riley Odoms. **AII-Pro:** Riley Odoms. **Earl Hartman Award Winners (Broncos Most Valuable Players):** Bobby Maples (offense), Lyle Alzado (defense), Jim Turner (special teams).

1974

Pro Bowl: Otis Armstrong, Riley Odoms. **AII-Pro:** Riley Odoms, Otis Armstrong. **Earl Hartman Award Winners (Broncos Most Valuable Players):** Otis Armstrong (offense), Tom Jackson (defense), Ken Criter (special teams).

1973

Pro Bowl: Floyd Little, Haven Moses, Paul Smith, Riley Odoms. **AII-Pro:** Riley Odoms. **Earl Hartman Award Winners (Broncos Most Valuable Players):** Charley Johnson (offense), Paul Smith (defense). **Colorado Sports Hall of Fame Pro Athlete of the Year:** Paul Smith. **AFC Coach of the Year:** John Ralston (AP, UPI, PFWA, Kansas City 101 Club). **NFLPA Rookie of the Year:** Barney Chavous. **AII-Rookie:** Barney Chavous (AP, UPI).

1972

Pro Bowl: Floyd Little, Paul Smith. **Colorado Sports Hall of Fame Pro Athlete of the Year:** Floyd Little.

1971

Pro Bowl: Floyd Little, Rich Jackson.

1970

Pro Bowl: Rich Jackson. **AII-Pro:** Rich Jackson. **Colorado Sports Hall of Fame Pro Athlete of the Year:** Rich Jackson.

1969

AII-AFL: Floyd Little, Rich Jackson. **AFL AII-Star Game:** Rich Jackson, Al Denson, Mike Current, George Goeddeke, Floyd Little, Dave Costa.

1968

AII-AFL: Rich Jackson. **AFL AII-Star Game:** Floyd Little, Dave Costa, Rich Jackson.

1967

AFL AII-Star Game: Al Denson, Larry Kaminski, Dave Costa, Nemiah Wilson.

1966

AII-AFL: Bob Scarpitto. **AFL AII-Star Game:** Bob Scarpitto, Jerry Sturm, Goose Gonsoulin, John Bramlett.

1965

AII-AFL: Cookie Gilchrist, Lionel Taylor, Eldon Danenhauer. **AFL AII-Star Game:** Eldon Danenhauer, Cookie Gilchrist.

1964

AII-AFL: Willie Brown. **AFL AII-Star Game:** Willie Brown, Jerry Sturm, Goose Gonsoulin, Jim Fraser.

1963

AII-AFL: Goose Gonsoulin. **AFL AII-Star Game:** Bud McFadin, Goose Gonsoulin.

1962

AII-AFL: Bud McFadin, Goose Gonsoulin, Eldon Danenhauer, Bob Zeman. **AFL AII-Star Game:** Eldon Danenhauer, Bud McFadin, Gene Mingo, Bob Zeman, Goose Gonsoulin, Jim Fraser, Lionel Taylor, Frank Tripucka. **AFL Coach of the Year:** Jack Faulkner (AP, UPI).

1961

AII-AFL: Lionel Taylor, Bud McFadin. **AFL AII-Star Game:** Bud McFadin, Ken Adamson, Goose Gonsoulin, Don Stone.

1960

AII-AFL: Lionel Taylor, Bud McFadin, Goose Gonsoulin.

BRONCOS IN THE PRO BOWL (1970-97)

(please see All-Time Honors, beginning on page 478, for year-by-year Broncos Pro Bowl and AFL All-Star Game participation. **Current players in bold**)

PLAYER	NO. OF PRO BOWLS AS A BRONCO	SEASONS SELECTED
Lyle Alzado	2	1977, 1978
Otis Armstrong	2	1974, 1976
Steve Atwater	7	1990, 1991, 1992, 1993, 1994, 1995, 1996
Keith Bishop	2	1986, 1987
Tyrone Braxton	1	1996
Michael Brooks	1	1992
Terrell Davis	2	1996, 1997
Jason Elam	1	1995
John Elway	8	1986, 1987, 1989, 1991, 1993, 1994, 1996, 1997
Randy Gradishar	7	1975, 1977, 1978, 1979, 1981, 1982, 1983
Gaston Green	1	1991
Mike Horan	1	1988
Bobby Humphrey	1	1990
Rich Jackson	2	1970, 1971
Tom Jackson	3	1977, 1978, 1979
Rulon Jones	2	1985, 1986
Greg Kragen	1	1989
Floyd Little	3	1971, 1972, 1973
Karl Mecklenburg	6	1985, 1986, 1987, 1989, 1991, 1993
Glyn Milburn	1	1995
Anthony Miller	1	1995
Haven Moses	1	1973
Tom Nalen	1	1997
Riley Odoms	4	1973, 1974, 1975, 1978
Michael Dean Perry	1	1996
Luke Prestridge	1	1982
Bill Romanowski	1	1996
Shannon Sharpe	6	1992, 1993, 1994, 1995, 1996, 1997
Dennis Smith	6	1985, 1986, 1989, 1990, 1991, 1993
Neil Smith	1	1997
Paul Smith	2	1972, 1973
Bob Swenson	1	1981
Billy Thompson	3	1977, 1978, 1981
David Treadwell	1	1989
Rick Upchurch	4	1976, 1978, 1979, 1982
Steve Watson	1	1981
Alfred Williams	1	1996
Sammy Winder	2	1984, 1986
Louis Wright	5	1977, 1978, 1979, 1983, 1985
Gary Zimmerman	3	1994, 1995, 1996

BRONCOS IN THE AFL ALL-STAR GAME (1960-69)

Ken Adamson	1	1961
John Bramlett	1	1966
Willie Brown	1	1964
Dave Costa	3	1967, 1968, 1969
Mike Current	1	1969
Eldon Danenhauer	2	1962, 1965
Al Denson	2	1967, 1969
Jim Fraser	2	1962, 1964
Cookie Gilchrist	1	1965
George Goeddeke	1	1969
Goose Gosoulin	5	1961, 1962, 1963, 1964, 1966
Rich Jackson	2	1968, 1969
Larry Kaminski	1	1967
Floyd Little	2	1968, 1969
Bud McFadin	3	1961, 1962, 1963
Gene Mingo	1	1962
Bob Scarpitto	1	1966
Don Stone	1	1961
Jerry Sturm	2	1964, 1966
Lionel Taylor	1	1962
Frank Tripucka	1	1962
Nemiah Wilson	1	1967
Bob Zeman	1	1962

BRONCOS TEAM AWARD WINNERS

For a period of Broncos history, team members were asked to vote on individual honors for their teammates. Listed below are the winners of those honors, and the years those awards were given.

EARL HARTMAN AWARD

OFFENSE	DEFENSE	SPECIAL TEAMS
1995 Terrell Davis	Steve Atwater	Glyn Milburn
1994 John Elway	Steve Atwater	Ray Jacobs
1993 John Elway	Simon Fletcher	Reggie Rivers
1992 John Elway	Simon Fletcher	Keith Traylor
1991 John Elway	Dennis Smith	Alton Montgomery
1990 Bobby Humphrey	Steve Atwater	Kevin Clark
1989 Bobby Humphrey	Dennis Smith	David Treadwell
1988 John Elway/ Sammy Winder	Simon Fletcher	Ken Bell
1987 John Elway	Karl Mecklenburg	Ken Bell
1986 John Elway	Mike Harden	Darren Comeaux
1985 John Elway	Rulon Jones	Daniel Hunter
1984 Steve Watson	Louis Wright	Ken Woodard
1983 Steve Watson	Randy Gradishar	Ken Woodard
1982 Billy Bryan	Louis Wright	Rob Lytle/ Rick Upchurch
1981 Steve Watson	Bob Swenson	Jim Ryan
1980 Billy Bryan	Randy Gradishar	Fred Steinfort
1979 Craig Morton	Bob Swenson	Larry Canada
1978 Riley Odoms	Randy Gradishar	Maurice Harvey
1977 Craig Morton	Tom Jackson	Rick Upchurch
1976 Riley Odoms	Tom Jackson	Rick Upchurch
1975 Bobby Maples	Lyle Alzado	Jim Turner
1974 Otis Armstrong	Tom Jackson	Ken Criter
1973 Charley Johnson	Paul Smith	

BOB PECK MEMORIAL AWARD (MOST INSPIRATIONAL PLAYER)

1995 Michael Dean Perry
1994 Shannon Sharpe
1993 Dennis Smith
1992 Dennis Smith
1991 Kenny Walker
1990 Keith Kartz
1989 Marc Munford
1988 Keith Bishop/Billy Bryan
1987 Keith Bishop
1986 Tom Jackson
1985 Tom Jackson
1984 Tom Jackson
1983 Tom Jackson
1982 Tom Jackson
1981 Tom Jackson

BOB MARTIN AWARD (FOR COOPERATION WITH THE MEDIA)

1995 Lionel Washington
1994 Shannon Sharpe
1993 Tyrone Braxton
1992 Reggie Rivers
1991 Greg Kragen
1990 Mark Jackson

DENVER BRONCOS RING OF FAME PROFILES

The Denver Broncos' Ring of Fame was inaugurated in 1984 to honor former players and administrators who played significant roles in the franchise's history.

The most recent induction came in 1993 when cornerback **Louis Wright** (1975-86) was inducted into the Ring of Fame, and linebacker **Tom Jackson** (1973-86) entered the Ring of Fame in 1992.

Linebacker **Randy Gradishar** (1974-83) was the only 1989 inductee into the Ring of Fame, while quarterback **Craig Morton** (1977-82), wide receiver **Haven Moses** (1972-81), and kicker **Jim Turner** (1971-79) were inducted in 1988.

Former defensive back **Bill Thompson** (1969-81) was honored in 1987 and three players joined the elite group in 1986, quarterbacks **Frank Tripucka** (1960-63) and **Charley Johnson** (1972-75), and defensive end **Paul Smith** (1968-78).

In 1985, former owner **Gerald H. Phipps** became the first non-player to have his name placed on the Ring.

Four former players were the original Ring of Fame inductees, running back **Floyd Little** (1967-75), defensive end **Rich Jackson** (1967-72), wide receiver **Lionel Taylor** (1960-66), and safety **Austin "Goose" Gonsoulin** (1960-66).

The Ring of Fame is on the facade of Mile High Stadium's east stands, just below the third level. The following are brief sketches of each of the 15 Ring of Fame members, in alphabetical order.



AUSTIN "GOOSE" GONSOULIN

Year Inducted: 1984

Years with Broncos: 1960-66

SAFETY

23

THEN: Austin "Goose" Gonsoulin was one of the four original Ring of Fame inductees in 1984, recognized for his splendid play at safety for seven seasons. Gonsoulin was one of the original Broncos from the 1960 season. At the end of his Bronco career, he was the all-time American Football League leader in interceptions with 43. His 11 pickoffs in 1960 are still a Denver club record, and he shares the team record for interceptions in a game with four, a feat he accomplished Sept. 18, 1960 at Buffalo. Gonsoulin was an All-AFL choice in 1960, 1962 and 1963. His amazing durability and toughness enabled him to start 61 consecutive games at one point in his career. Gonsoulin was also the captain of his college team at Baylor.

Now: Gonsoulin has operated a construction company in Texas since his retirement.

GONSOULIN'S DENVER BRONCOS CAREER RECORD

Int.	Yds.	Avg.	TD
43	542	12.6	2



RANDY GRADISHAR

Year Inducted: 1989

Years with Broncos: 1974-83

LINEBACKER

53

THEN: Randy Gradishar was the only Ring of Fame inductee in 1989, in recognition of a 10-year career at linebacker with the Broncos. During his career, Gradishar was a seven-time Pro Bowler, the most by any Bronco at the end of his career, and he is also the all-time leader in tackles for Denver, finishing with 1,958. Gradishar never missed a game, playing in 145 in a row. He accounted for 33 turnovers in his career (20 INTs and 13 fumble recoveries) and was voted the Defensive Player of the Year in 1978 by AP, UPI, *Pro Football Weekly* and NEA (George Halas Award). His teammates also voted him team defensive MVP in 1978 and 1980. While at Ohio State, Gradishar was referred to by his head coach — the legendary Woody Hayes — as "the best linebacker I ever coached at Ohio State." Randy was a three-year starter for the Buckeyes and was named to every All-America team following his senior season, as well as being an Academic All-America selection, graduating with a degree in distributive education. Gradishar was also the president of the Denver Broncos Youth Foundation from 1982-92. He was inducted in 1998 into the College Football Hall of Fame.

Now: Gradishar joined the Phil Long Dealerships as Leadership Manager in December 1997, a position in which he helps train, equip and support employees in the quest to achieve their goals and objectives. In that capacity he encourages employees to exceed customer expectations and ensure customer satisfaction. Gradishar is also instrumental in the Phil Long Community Fund, which operates in conjunction with the Denver Broncos Charities Fund to make an investment back into the communities with which it does business, as well as the Phil Long University, furnishing employees with career opportunities through quality education and state-of-the-art training. Gradishar lives in Denver and has three children: Paige, Meredith and Mark.

GRADISHAR'S DENVER BRONCOS CAREER RECORD

Games	Starts	Int.	Yds.	Avg.	TD
145	134	20	335	16.8	3



RICH JACKSON

Year Inducted: 1984

Years with Broncos: 1967-72

DEFENSIVE END

87

THEN: Rich Jackson is one of the four original Ring of Famers who were inducted in 1984. He was considered by many as the best defensive end in professional football during his prime. Jackson was the first Bronco to be named to the All-NFL first team in 1970. He posted his career high in quarterback sacks in 1969 with 11, and had 10 sacks in both 1968 and 1970. He was All-AFL from 1968-69 in addition to starting in the 1970 Pro Bowl. He made the Pro Bowl again in 1971 despite playing in only seven games due to a knee injury which eventually forced him out of football. Jackson finished his career with 34 sacks. He was a standout end at Southern University on both sides of the ball. He also lettered in track and was the NAIA shotput champion.

Now: Jackson is a school administrator in New Orleans, La., where he and his wife, Katherine, reside.



TOM JACKSON

Year Inducted: 1992

Years with Broncos: 1973-86

LINEBACKER

57

THEN: Tom Jackson was the only player inducted into the Ring of Fame in 1992. "TJ" was always one of the most popular players among his teammates, who voted him most inspirational player six consecutive seasons (1981-86). He finished his career having played the most games in Broncos history at 191 and still ranks second on that list behind John Elway. He is also tied for third in games played at 177. Jackson is one of only three Broncos to wear the Denver uniform for 14 seasons, joining Dennis Smith and John Elway. He made three consecutive Pro Bowl appearances from 1977-79 and was named first team All-Pro twice (1977-78). He was also named as Denver's defensive MVP in 1974, '76, and '77. Upon his retirement in 1986, Jackson was tied for first with fellow Ring of Famer Randy Gradishar for the most interceptions in Broncos history by a linebacker with 20, and was fifth on the all-time sack list with 44. Jackson was also a standout performer at Louisville, where he was the Missouri Valley Conference Player of the Year twice — as a sophomore in 1970 and as a senior in 1972.

Now: Jackson currently is a reporter for ESPN, and along with Chris Berman, Chris Mortensen, Joe Thiesmann and Sterling Sharpe, hosts the award-winning "NFL Countdown" show every Sunday morning during the NFL season. During the season he makes occasional trips to Denver to do interviews for Bronco features on the show. Tom, his wife Jennifer and their daughter, Taylor, reside in Cincinnati, Ohio.

JACKSON'S DENVER BRONCOS CAREER RECORD

Games	Starts	Int.	Yds.	Avg.	TD
191	179	20	340	17.0	3



CHARLEY JOHNSON

Year Inducted: 1986

Years with Broncos: 1972-75

QUARTERBACK

12

THEN: Charley Johnson was one of three inductees into the Ring of Fame in 1986, along with fellow quarterback Frank Tripucka and defensive end Paul Smith. Johnson, who came to Denver in a trade from Houston, quarterbacked the Broncos to their first winning season (7-5-2 in 1973), a landmark moment in the first 14 years of franchise history. Johnson set a new Broncos record for passing accuracy (since broken) in 1974 by completing 55.6% of his passes. He made the All-AFC team picked by UPI and *Pro Football Weekly* after the 1973 season. He once threw for 445 yards in a game and also threw a touchdown pass in 10 consecutive games, a Broncos record at the time. Johnson was star quarterback at New Mexico State, where he led his team to two Sun Bowl titles.

Now: Johnson now has a Ph.D., and has been working in the engineering field. He resides in Texas.

JOHNSON'S PROFESSIONAL RECORD

Att.	Comp.	Yards.	Pct.	TD	INT	LG
3,392	1,737	24,410	51.2	170	181	901

**FLOYD LITTLE**

Year Inducted: 1984

Years with Broncos: 1967-75

RUNNING BACK**44**

THEN: Floyd Little is one of the four original Ring of Fame inductees from 1984. He was the first No. 1 draft pick ever signed by the Broncos and was widely regarded as "The Franchise" for much of his nine-year career. Little was the first serious threat for the Broncos at running back. A Pro Bowl participant in 1971, Floyd twice played in the AFL All-Star game (1968 and 1969) and is still the Broncos' all-time leader in rushing yards (6,323) and rushing attempts (1,641). Little is also the Broncos' all-time leading touchdown scorer with 54, and he leads all rushers with 43. He still ranks sixth on the Broncos' all-time scoring list with 324 points. Little totaled 12,103 all-purpose yards during his career, including a team-record 2,523 on

kickoff returns. Little also holds the Broncos' record for the longest non-scoring kickoff return, of 89 yards (vs. Oakland, Nov. 10, 1968). When Little retired, he was among the Top-10 all-time rushers in NFL history. Little was a three-time All-American at Syracuse, following in the footsteps of Jim Brown and the late Ernie Davis as superstar tailbacks for the Orangemen. Little actually shattered most of the records set by his two predecessors, rushing for 2,704 yards, returning punts for 845, kickoffs for 797, and passed for 19 — for a grand total of 4,947 yards. He also scored in 22 of 30 regular season games, including five times in one game.

Now: Little has gone into business for himself and owns an auto dealership in Seattle, Wash.

LITTLE'S DENVER BRONCOS CAREER RECORD

RUSHING				RECEIVING				KICK RETURNS			
Rushes	Yards	Avg.	TD	No.	Yds.	Avg.	TD	No.	Yds.	Avg.	TD
1,641	6,323	3.9	43	215	2,677	12.5	9	104	2,523	24.3	0

**CRAIG MORTON**

Year Inducted: 1988

Years with Broncos: 1977-82

QUARTERBACK**7**

THEN: Craig Morton was one of three inductees in 1988, along with fellow teammates wide receiver Haven Moses and kicker Jim Turner. Morton, who came to the Broncos through a trade with the New York Giants in 1977, was Denver's starting quarterback for most of the period from 1977-82 and led the team to its first Super Bowl berth in 1977, as he engineered the Broncos to a 12-2 regular season record and home play-off wins over Pittsburgh and arch-rival Oakland. Morton, who also starred with the Dallas Cowboys in the early 1970s, earned a variety of awards for his on-field performance in 1977, including AFC Most Valuable Player honors. During his career

with Denver, he led the team to two divisional titles (1977-78). He ranks second in all-time Broncos history in total plays from scrimmage (1,693), total offense (12,355), most passes attempted (1,594), most completions (907), most passing yards (11,895) and most touchdown passes (74). His average gain per play figure of 7.30 is tied for first with fellow Ring of Fame quarterback Charley Johnson. Morton also once completed 16 consecutive passes in a game and once had a streak of nine consecutive games with a touchdown pass. Morton was a consensus All-American at the University of California, and he was also a baseball star for the Golden Bears.

Now: Morton has gone into business in Scottsdale, Ariz., where he now resides.

MORTON'S PROFESSIONAL RECORD

Att.	Comp.	Yds.	Pct.	TD	INT
3,786	2,053	27,908	54.2	183	183

**HAVEN MOSES**

Year Inducted: 1988

Years with Broncos: 1972-81

WIDE RECEIVER**25**

THEN: Haven Moses was inducted into the Ring of Fame in 1988 with two others, quarterback Craig Morton and kicker Jim Turner. Moses played 10 seasons for the Broncos as one of the team's primary wide receivers, and ranks sixth all-time among Denver receivers with 302 catches. He ended his career with 5,450 receiving yards. He is also tied for first with fellow Ring of Famer Lionel Taylor in all-time receiving touchdowns with 44. His yards-per-catch average was 18.0, and he averaged over 19 yards a catch (1974, '76 and '77). In the AFC Championship Game on New Year's Day, 1978, Moses caught five passes for 168 yards and two touch-

downs. He was also a two-year letterman and an All-American as a wide receiver and defensive back at San Diego State University.

Now: Moses still resides in the Denver area and is very active in the community, getting involved in various community projects throughout the year.

MOSES' PROFESSIONAL RECORD

Games	Rec.	Yards	Avg.	TD
201	448	8,121	18.1	56

**GERALD PHIPPS**

Year Inducted: 1985

Years with Broncos: 1961-81

OWNER

THEN: Gerald H. Phipps became the first and only non-player to be inducted into Denver Broncos' Ring of Fame in 1985. Under the guidance of Phipps and his brother Allan, the Broncos rose from their less than auspicious beginnings to the top of the American Football Conference. In 1977, the Broncos laid claim to their first ever AFC Championship, won the Western Division title in 1977 and 1978 and made three consecutive playoff appearances (1977-79). Under Phipps, the Broncos ultimately rose to a position as one of the NFL's most stable franchises. With the success of the Broncos, the doors were opened for other major league teams from

other sports to grab a piece of the Denver sports pie. Following the takeover by the Phipps brothers, Denver Broncos season ticket sales improved from 8,002 in 1964 to 22,905 in 1965. Before purchasing the Broncos on February 15, 1965, Phipps was the president of the Gerald H. Phipps Inc. Construction Company, which he continued to operate. Phipps was born March 4, 1915 in Denver.

Mr. Phipps passed away August 6, 1993.

**PAUL SMITH**

Year Inducted: 1986

Years with Broncos: 1968-78

DEFENSIVE TACKLE**70**

THEN: Paul Smith was inducted into the Ring of Fame in 1986, along with quarterbacks Frank Tripucka and Charley Johnson. Smith posted 55 sacks for his career, sixth-most on the Broncos' all-time list. He also posted 11 sacks in both the 1972 and 1973 seasons, propelling him to back-to-back Pro Bowl appearances. Smith was one of the leaders during the years when Denver was establishing its reputation for defensive excellence. His head coach, John Ralston, once said that Smith was "the finest defensive tackle in pro football." Smith's 11-year career was the longest in Bronco annals until he was surpassed by fellow Ring of Famer Billy

Thompson. He was the first 10-year man in Bronco history. Smith played collegiately at New Mexico.

Now: Smith still resides in the Denver area and works in sales.

SMITH'S DENVER BRONCOS CAREER RECORD

Games	Sacks
134	55

**LIONEL TAYLOR**

Year Inducted: 1984

Years with Broncos: 1960-66

END**87**

THEN: Lionel Taylor, one of the original Broncos, was also one of the original Ring of Famers, being inducted with the inaugural class in 1984. He is the Broncos' all-time leading receiver in terms of both receptions (543) and yardage (6,872). He is also tied for first in touchdown receptions for a career with 44. Taylor caught 92 passes during the 1960 season and followed that campaign with a team-record 100 receptions in 1961, leading the AFL in receiving for five of the league's first six years of existence. Taylor was regarded by many as the possessor of the best hands in pro football. He never had fewer than 76 receptions in a season over those first six

years, averaging 84.7 catches from 1960-65, at that time the highest six-year total in football history. Taylor was an All-AFL selection in 1960, '61 and '65 and played in the league all-star game in 1962. Taylor performed collegiately at New Mexico Highlands.

Now: Taylor has enjoyed an extensive coaching career as an assistant in the NFL, including with the championship teams of the Pittsburgh Steelers in the 1970's, and also in the collegiate ranks. He is currently the head coach of the England Monarchs of NFL Europe, formerly the World League.

TAYLOR'S DENVER BRONCOS CAREER RECORD

Rec.	Yards	Avg.	TD
543	6,872	12.8	44

**BILLY THOMPSON**

Year Inducted: 1987
Years with Broncos: 1969-81

DEFENSIVE BACK**36**

THEN: Billy Thompson, regarded by many as the best defensive back in Denver Broncos annals, was the only Ring of Fame inductee in 1987. He was the first player in team history to play 13 seasons with Denver, and he was the team captain for many years. Thompson, despite being retired for 15 seasons, still ranks second on the Broncos' all-time list for games started with 178, second in consecutive starts with 142, and sixth in games played with 179. He finished his career with 61 turnovers, (most in team history), 40 of which came via interceptions (third in team history). He holds two NFL records, one of which has stood for over two decades.

As a rookie in 1969, Thompson became the only player in NFL history to lead the league in both kickoffs and punt returns in the same season. He is also one of only two players in NFL history to return four opponent fumbles for touchdowns. Thompson was a three-time Pro Bowl selection (1977, '78 and '81), and earned All-NFL honors twice (1977 and '78) and All-AFC honors four times (1977-79, '81). Billy also enjoyed a brilliant career at Maryland State (now Maryland-Eastern Shore), earning All-CIAA honors three times as a defensive back and being named team MVP as a senior. He also twice earned NAIA All-America honors. Thompson also made All-CIAA three times in baseball as a centerfielder.

Now: Thompson was a college scout for the Broncos for two years before moving into his current position as Director of Player Relations and Alumni Coordinator. As Director of Player Relations, Thompson coordinates three major functions: family assistance, continuing education and career development. Each of these programs is designed to assist the player with his life off the field. As Alumni Coordinator, Billy works with the Alumni Council and former Broncos who live in the area, who are considered an important part of the Broncos' organization. Thompson is also a member of the Board of Directors of the African American Leadership Institute and Metropolitan State College. He also volunteers time with the Urban League, Hispanic Chamber of Commerce and several other non-profit organizations. Thompson, his wife Barbara, and their son Richie make their home in Aurora, Colo.

THOMPSON'S DENVER BRONCOS CAREER RECORD

Games	Starts	No.	Yds.	Avg.	TD
179	178	40	784	19.6	3

**FRANK TRIPUCKA**

Year Inducted: 1986
Years with Broncos: 1960-63

QUARTERBACK**18**

THEN: Frank Tripucka — who was one of the four original Ring of Fame inductees — is also one of the original Broncos, playing for the team from 1960-63. Tripucka led the Broncos to their first ever .500 season in 1962 (7-7). He was half of the Tripucka-to-Lionel Taylor passing combination, as the duo (both Ring of Famers) went on to set various marks together. Tripucka's best statistical season came in 1960 when he completed 248 of 478 passes (51.9%) for 3,038 yards and 24 touchdowns. His 447 yards passing against Buffalo (9/15/62) still stands as the team record, and he shares the team record for most touchdown passes in a game with five (10/28/62 vs. Buffalo). Tripucka also played in the AFL All-Star Game in 1962.

Now: Tripucka is now a retired beer distributor. He currently resides in New Jersey.

TRIPUCKA'S DENVER BRONCOS CAREER RECORD

Att.	Comp.	Pct.	Yds.	TD	INT
1,277	622	51.8	7676	51	85

**JIM TURNER**

Year Inducted: 1988
Years with Broncos: 1971-79

KICKER**15**

THEN: Jim Turner, a 1988 inductee into the Ring of Fame, ranks as one of the most prolific kickers of all time in professional football. At the time of his retirement, Turner ranked second in NFL career scoring with 1,439 points, as well as second in field goals with 304. Turner kicked 521 extra points and was the fourth player to ever reach the 500 mark. He never missed a game as a pro and finished with a streak of 228 consecutive appearances, including 130 as a Bronco, for whom he scored 742 points, easily establishing himself as Denver's all-time scoring leader. He once had a string of 221 consecutive extra points, which was then the second-longest streak in NFL history. Before joining the Broncos in 1971, Turner was an outstanding kicker for the New York Jets, helping lead the club to a victory in Super Bowl III. He was a three-time letterman as a quarterback at Utah State in the early 1960s.

Now: Turner resides in the Denver area and is active in the community.

TURNER'S PROFESSIONAL RECORD

Conversions			Field Goals			
Games	No.-Att.	Pct.	No.-Att.	Pct.	LG	Pts.
228	521-546	.954	304-489	.622	53	1439

**LOUIS WRIGHT**

Year Inducted: 1993
Years with Broncos: 1975-86

CORNERBACK**20**

THEN: Louis Wright was the most recent inductee into the Broncos' Ring of Fame, going in in 1993. Wright enjoyed a stellar career at cornerback for Denver, playing in 166 games (163 starts, seventh on all-time Broncos list), reeling in 26 interceptions — one of which he returned for a touchdown — and 11 fumble recoveries. Wright was named to the Pro Bowl five times in his career (1977-79, '83 and '85). He was named All-NFL by The Sporting News and Pro Football Weekly and the NEA in 1977. He also received All-AFC honors from UPI in 1985. Wright also was named Most Valuable Defensive Player by his teammates on two different occasions.

Wright played collegiately at San Jose State, where he lettered twice as a defensive back. He also won two letters in track and once ran the 100 in 9.6 seconds.

Now: Wright is the head football coach at Montbello High School in Denver, and also does color commentary for the Broncos' spanish-language game broadcasts on KBNO radio, along with Frank Ponce and Fernando Sergio. He resides in Aurora, Colo.

WRIGHT'S PROFESSIONAL RECORD

Games	Starts	No.	Yds.	Avg.	TD
166	163	26	360	13.8	1

DENVER BRONCOS ALUMNI COUNCIL

The Denver Broncos Alumni Council was formed in 1991 to provide an opportunity for former players to remain actively involved with the Broncos' organization.

The Alumni Council serves as a goodwill extension of the Denver Broncos and the members are available to counsel current players on life after football.

The 15 members of the alumni council are Odell Barry, Greg Boyd, Barney Chavous, Larry Evans, Steve Foley, John Grant, Rich Karlis, Fran Lynch, Karl Mecklenburg, Gene Mingo, Claudie Minor, Jim Ryan, Steve Sewell, Bill Thompson and Rick Upchurch.

ALL-TIME DRAFT CHOICES

1960 (First selections)

Name	Pos.	School
Harry Ball	T	Boston College
Charley Britt	QB	Georgia
Dave Canary	E	Cincinnati
Paul Candro	HB	Boston University
Bill Carlino	G	North Texas State
Larry Cundiff	C	Michigan State
Bernard Darré	T	Tulane
Roger Davis	T	Syracuse
Lonnie Dennis	G	Brigham Young
John Dingens	T-G	Detroit
Maurice Duke	G	Texas
Mike Dowdle	FB	Texas
Wayne Hawkins	T	Pacific
Gary Huber	C	Miami (Ohio)
Dave Hudson	E	Florida
Claude King	HB	Houston
Don Klochak	FB	North Carolina
Roger LeClerc	C	Trinity (CT)
Dean Look	QB	Michigan State
Bill Mathis	HB	Clemson
Ken McNeece	T-G	San Jose State
James Monroe	QB	Arkansas
Ray Norton	HB	San Jose State
Robert Rosbaugh	HB	Miami (Fla.)
Mel Semenko	E	Colorado
Lebron Shields	T	Tennessee
Jack Spikes	FB	Texas Christian
Howard Turley	E	Louisville
Jim Walden	QB	Wyoming
Willie West	HB	Oregon
John Willener	G	Oregon
Bob Yates	T	Syracuse
Ken Young	E	Valparaiso
Bob Zimpler	T-G	Bowling Green

1960 (Second selections)

Name	Pos.	School
Mel Branch	T-G	Louisiana State
Ronnie Cain	E	Kentucky
Jack Campbell	E	Toledo
Tom Chapman	E	Detroit
LaVelle Coleman	HB	Western Michigan
Jim Colvin	T-G	Houston
Teddy Foret	T-G	Auburn
Bobby Green	HB	Florida
Jack Hanlon	HB	Penn State
G. Hershberger	T-G	Wichita State
Sam Homer	HB	Virgin Military
Bob Hudson	E	Lamar
Vic Jones	HB	Indiana
Billy Luplow	T-G	Arkansas
George Phelps	HB	Cornell College (Iowa)
Tom Roberts	T-G	Georgia Tech
Sam Stenger	C	Denver
Olin Treadway	QB	Iowa
John Wilkins	T-G	Southern California
Emmet Wilson	T-G	Georgia Tech

1961

Rd.	Name	Pos.	School
1	Bob Gaiters	HB	New Mexico State
2	Jerry Hill	HB	Wyoming
3	Chas Strange	C	Louisiana State
4a	Roland McDole	T	Nebraska
4b	Sonny Davis	E	Baylor
	(from New York)		
5	Charles Cowan	E	New Mex. Highlands
6	Dale Evans	HB	Kansas State
7	Pat Patchen	E	Florida
9	Phil Nugent	QB	Tulane
10	Chas. Sturgeon	HB	Kentucky
11	John Simko	E	Augustana (S.D.)
12	Jerry Miller	E	Howard Payne
13	Ron Greene	G	Washington State
14	Bill Cooper	FB	Muskingum
15	Willie Crafts	G	Texas A&I

16	Jim Larkin	T	Hillsdale
17	Chuck Weiss	FB	Colorado
18	Chick Graning	H B	Georgia Tech
19	John Hobbs	G	Maryland-E. Shores
20	Buck McLeod	T	Baylor
21	Jim Morgan	HB	Iowa State
22	Tom Hackler	E	Tennessee Tech
23	Tom Jewell	T	Idaho State
24	E. A. Simms	E	New Mexico State
25	Pete Samms	T	Central State (Okla.)
26	Sam Smith	HB	Florence State
27	Donald Olson	HB	Nebraska
28	Wayne Lee	G	Colorado State
29	Archie Cobb	T	Nebraska
30	Dave Mills	HB	N.E. Missouri State

1962

Rd.	Name	Pos.	School
1	Merlin Olsen	T	Utah State
2	Jerry Hillebrand	E	Colorado
3	Charles Holmes	FB	Maryland-E. Shores
4	John Furman	QB	Texas-El Paso
7	John McGeever	HB	Auburn
8	Elbert Harris	HB	S.E. Louisiana
9	Larry Jepson	C	Furman
10	Gale Weidner	QB	Colorado
11	Mike Kline	G	Oregon State
13	Bob Cegelski	C	Montana State
14	Sonny Gibbs	QB	Texas Christian
15	Bill Loudon	G	Benedictine
16	Gary Ballman	HB	Michigan State
17	Jerry Tarr	E	Oregon
18	Pete Schenk	E	Washington State
20	Mike Martin	E	Washington State
21	Jim Perkins	T	Colorado
22	Don Kasso	HB	Oregon State
23	Ken Tureaud	HB	Michigan
24	Neil Thomas	G	Hillsdale
25	Dave Edwards	E	Auburn
26	Jim Roberts	T	Mississippi
27	A. VonSonn	C	UCLA
28	Paul Holmes	C	Georgia
29	Lynn Hoyem	C	Long Beach State
30	Walter Mince	HB	Arizona
31	Bill Williamson	T	Bakersfield J.C.
32	Vester Flanagan	T	Cal. State-Humboldt
33	Duane Allen	E	Santa Ana J.C.
34	Steve Stonebraker	E	Detroit

1963

Rd.	Name	Pos.	School
1	Kermit Alexander	HB	UCLA
2a	Ray Poage	FB	Texas
	(from New York)		
2b	Tom Nomina	T	Miami (Ohio)
3	Tommy Janik	HB	Texas A&I
4	Lou Slaby	LB	Pittsburgh
5	Ray Mansfield	C	Washington
6	Anton Peters	T	Florida
7a	Mickey Slaughter	QB	Louisiana Tech
	(from San Diego)		
7b	Paul Flatley	E	Northwestern
8a	Hewitt Dixon	FB	Florida A&M
	(from Buffalo)		
8b	John Griffin	HB	Memphis State
9	Marv Fleming	E	Utah
10a	Lonnie Sanders	HB	Michigan State
10b	Pat Richter	E	Wisconsin
	(from Houston)		
11	Billy Joe	FB	Villanova
12	John Gamble	E	Pacific
13	James Maples	C	Baylor
15	W. Freeman	E	North Texas State
16	David Crossan	G	Maryland
17	Bob Paremore	HB	Florida A&M
18	Charles Mitchell	HB	Washington
19a	Frank Baker	FB	Toledo
19b	Bruce Starling	HB	Florida
	(from Dallas)		

20	Dan Grimm	G	Colorado
21	Ross Nolan	E	N.E. Louisiana
22	Dave Mathiesen	QB	Washington State
23	Billy Mooty	HB	Arkansas
24	C. B. Simons	LB	Stanford
25	Forest Farmer	LB	Purdue
26	Monta Day	T	Fresno State
27	John Sellers	T	Bakersfield JC
28	Bill Reddell	HB	Occidental
29	Kern Carson	HB	San Diego State

1964

Rd.	Name	Pos.	School
1	Bob Brown	T	Nebraska
3a	Marv Woodson	DB	Indiana
3b	Matt Snorton	DE-E	Michigan State
	(from Boston)		
6a	Don Shackelford	T	Pacific
6b	Al Denson	FL	Florida A&M
	(from Oakland)		
7	Ray Kubala	C-T	Texas A&M
7a	Jerry Richardson	LB	West Texas State
	(from Houston)		
8	Wally Hilgenberg	G-LB	Iowa
9	John Mims	T	Rice
12	Paul Krause	DB	Iowa
13	Charley Parker	G	Southern Mississippi
14	Bob Hayes	HB	Florida A&M
15	Chuck Logan	E	Northwestern
16	Bob Cherry	E	Wittenburg
17	Jim McNaughton	E	Utah State
18	George Mira	QB	Miami (Fla.)
19	Odell Barry	FL	Findlay
21	Dick Herzog	T	Drake
22	Gary Lewis	HB	Arizona State
23	Ken Brusvan	T	Oregon State
24	Mickey Biltko	LB	Dayton
25	Jim Jones	E	Wisconsin
26	Bob Berry	QB	Oregon

1965

Rd.	Name	Pos.	School
2	Dick Butkus	LB	Illinois
3	Glen Ressler	C	Penn State
4	George Donnelly	DB	Illinois
5a	Bob Breitenstein	T	Tulsa
5b	Max Leetow	DT	Idaho
	(from Oakland)		
6	Tom Wilhelm	T	Syracuse
7	Jim Garcia	DE	Purdue
8	John Holman	G	Wisconsin
9	Gary Bussell	DB	Georgia Tech
10	Gene Jeter	LB	Arkansas-Pine Bluff
11	Tom Vaughan	HB	Iowa State
12	Tom Myers	QB	Northwestern
13	Mike Stofalino	LB	Villanova
14	John Frick	G	Ohio Univ.
15	Jeff Jordan	DB	Tulsa
16	Brian Schweda	T	Kansas
18	Larry Dupree	HB	Florida
19	Ron Oelschlager	HB	Kansas
20	Terry Metchner	G	Albion

1966

Rd.	Name	Pos.	School
1	Jerry Shay	T	Purdue
2	Freeman White	E	Nebraska
3	Bob Hadrick	E	Purdue
4	Randy Johnson	QB	Texas A&I
5	Billy Clay	QB	Mississippi
6	James Fulgham	T	Minnesota
7	Jerry Jone	G	Bowling Green
7a	Scotty Glacken	QB	Duke
	(from Buffalo)		
8	Goldie Sellers	DB	Grambling
9	Ron Sbranti	LB	Utah State
10	Larry Cox	T	Abilene Christian
11	James Burns	G	Northwestern
13	Eric Crabtree	DB	Pittsburgh
14	Fred Forsberg	DT	Washington
15	Mike Ringer	DB	Oklahoma
16	Frank Rogers	K	Colorado

17	Gary Eickman	DE	Illinois
18	Tom Talaga	T	Notre Dame
19	Tom Coughlin	DE	Miami
20	Cliff Hysell	T	Montana State

1967

Rd.	No.	Name	Pos.	School
1	6	Floyd Little	HB	Syracuse
2	32	Thomas Beer	TE	Houston
3a	58	Mike Current	T	Ohio State
		(from Miami)		
3b	59	George Goeddeke	C	Notre Dame
4	85	Carl Cunningham	DE	Houston
5a	110	Fran Lynch	FB	Hofstra
		(from Miami)		
5b	113	John Huard	LB	Maine
6	139	Neal Sweeney	E	Tulsa
7	165	Frank Richter	G	Georgia
8	191	Tom Cassese	E	C.W. Post
9	217	James Summers	DB	Michigan State
10	243	Paul Krause	QB	Dubuque
11	269	Lou Andrus	DE	Brigham Young
13	321	Dennis Furjanic	DE	Houston
14	347	Tom Francisco	HB	Virginia Tech
15	373	Donald Smith	G	Florida A&M
16	399	Jack Lantz	QB	Holy Cross
17	425	Wayne Valley	T	Oregon State

1968

Rd.	No.	Name	Pos.	School
2	31	Curley Culp	DE	Arizona State
3a	58	Garrett Ford	RB	West Virginia
3b	75	Robert Vaughan	T	Mississippi
		(from Kansas City)		
4b	91	Gordon Lambert	LB	Tennessee-Martin
		(from Miami)		
4c	102	Drake Garrett	DB	Michigan State
		(from Kansas City)		
4d	111	Gus Holloman	DB	Houston
		(from Cincinnati)		
8	196	Steve Holloway	LB	Weber State
9	222	Paul Smith	DB	New Mexico
10	252	Bob Langford	T	Middle Tenn. St.
12	304	Robert Hendrix	T	Mississippi
13	330	Charles Greer	DB	Colorado
14	357	Marlin Briscoe	RB	Nebraska-Omaha
15	386	Jeff Kuhnman	LB	Vermont
16	412	Adin Brown	LB	William & Mary
17	438	Steve Grady	RB	So. California

1969

Rd.	No.	Name	Pos.	School
2	36	Grady Cavness	DB	Texas-El Paso
3	61	Bill Thompson	DB	Maryland-E. Shores
4a	84	Mike Schnitker	LB	Colorado
		(from Boston through Kansas City)		
4b	88	Edward Hayes	DB	Morgan State
		(from Buffalo)		
5	113	Frank Quayle	RB	Virginia
6a	131	Wandy Williams	RB	Hofstra
		(from Buffalo)		
6b	140	Mike Coleman	RB	Tampa
7	165	Al Giffin	TE	Auburn
9	217	Henry Jones	RB	Grambling
10	244	Jim Smith	DB	Utah State
11	270	Alan Pastrana	QB	Maryland
12	296	Wes Plummer	DB	Arizona State
13	321	John Sias	SE	Georgia Tech
14	348	Gary Crane	LB	Arkansas State
15	373	Errol Kahoun	G	Miami (Ohio)
16	400	Billy Woods	DB	North Texas St.
17	425	Buster O'Brien	QB	Richmond

1970

Rd.	No.	Name	Pos.	School
1	11	Bob Anderson	RB	Colorado
2	37	Alden Roche	DE	Southern
3	63	John Kohler	T	South Dakota
4	89	Jerry Hendren	WR	Idaho
5	115	Bill McKoy	LB	Purdue
6	141	John Mosier	TE	Kansas
7	167	Randy Montgomery	CB	Weber State



ALL-TIME DRAFT CHOICES, CONT.

8	208	Lewis Porter	RB	Southern
		(from Kansas City)		
9	219	Dave Washington	LB	Alcorn State
10	247	Maurice Fullerton	DT	Tuskegee
11	271	Cleve Bryant	DB	Ohio Univ.
12	301	Greg Jones	RB	UW-Whitewater
13	323	Jim McKay	CB	Parsons College
14	349	Jeff Slipp	LB	Brigham Young
15	375	Maheer Barakat	K	S. Dakota Tech.
16	401	Bob Stewart	QB	Northern Arizona
17	427	Frank Kalfoos	K	Montana State

1971				
Rd.	No.	Name	Pos.	School
1	12	Marv Montgomery	T	So. California
2	35	Dwight Harrison	WR	Texas A&I
4a	79	Lyle Alzado	DE	Yankton College
		(from Boston)		
4b	87	Cleo Johnson	CB	Alcorn State
6	139	Harold Phillips	C	Michigan State
7	165	Doug Adams	CB	Ohio State
8	187	Tom Beard	LB	Michigan State
		(from Houston)		

9	217	John Handy	LB	Purdue
10	243	Carlis Harris	WR	Idaho State
11	269	Roger Roitsch	DT	Rice
12	295	Floyd Franks	WR	Mississippi
13	321	Craig Blackford	QB	Evansville
14	350	Tommy Lyons	C	Georgia
15	373	Lawrence James	RB	Norfolk State
16	399	Steve Thompson	DT	Minnesota
17	425	Jack Simcsak	P-K	Virginia Tech

1972				
Rd.	No.	Name	Pos.	School
1	5	Riley Odums	TE	Houston
3	58	Bill Phillips	LB	Arkansas State
4	102	Tom Graham	LB	Oregon
		(from Minnesota)		
5	118	Jim Krieg	WR	Washington
		(from Philadelphia)		
8	186	Ronnie Estay	LB	Louisiana State
9	214	Floyd Priestler	DB	Boston Univ.
10	239	Richard Wilkins	DE	Maryland-E. Shores
11	263	Larry Brunson	WR	Colorado
12	292	Randy McDougall	DB	Weber State
13	317	Bob Warner	RB	Bloomsburg
14	342	Jerome Kundich	G	Texas-El Paso
15	370	Skip Parmenter	DT	Massachusetts
16	395	Tom Bougus	RB	Boston College
17	420	Lou Harris	RB	So. California

1973				
Rd.	No.	Name	Pos.	School
1	9	Otis Armstrong	RB	Purdue
2	36	Barney Chavous	DE	S. Carolina St.
3a	54	Paul Howard	G	Brigham Young
		(from New Orleans through Wash. & Cleve.)		
3b	70	John Wood	DT	Louisiana State
		(from San Francisco through Wash. & S.D.)		
4	88	Tom Jackson	LB	Louisville
5	113	Charles McTorry	DB	Tennessee State
7a	165	Mike Askea	T	Stanford
7b	166	John Grant	DE	So. California
		(from Baltimore)		
9	217	Lyle Blackwood	DB	Texas Christian
10	244	Al Marshall	WR	Boise State
11	269	Elton Brown	DT	Utah State
12	296	Jim O'Malley	LB	Notre Dame
13a	319	Ed Smith	DE	Colorado College
		(from Buffalo)		
13b	321	Ed White	RB	Tulsa
14	348	John Hufnagel	QB	Penn State
15	373	Calvin Jones	DB	Washington
16a	398	Oliver Ross	RB	Alabama A&M
		(from Buffalo)		
16b	200	Ken Muhlbauer	C	Idaho
17	425	Kenneth Morgan	TE	Elon College

1974				
Rd.	No.	Name	Pos.	School
1	14	Randy Gradishar	LB	Ohio State
2	42	Carl Wafer	DT	Tennessee State
3	68	Claude Minor	T	San Diego State
		(from Cleveland)		

4	92	Ozell Collier	CB	Colorado
6	145	John Winesberry	WR	Stanford
10	248	Charlie Johnson	CB	Southern
11	276	Steve Buchanan	RB	Holy Cross
12	301	Larry Cameron	LB	Alcorn State
13	326	John Clerkley	DT	Fort Valley State
14	345	Rich Marks	DB	Northern Illinois
15	379	Piel Pennington	QB	Massachusetts
16	404	Darrell Austin	T	South Carolina
17	432	Boyd Brown	TE	Alcorn State

1975				
Rd.	No.	Name	Pos.	School
1	17	Louis Wright	CB	San Jose State
2	43	Charlie Smith	DE	N. Carolina Cen.
3a	54	Mike Frankowiak	QB/KS	Central Michigan
		(from New York Giants)		

3b	69	Drew Mahalic	LB	Notre Dame
4a	84	Steve Taylor	DB	Georgia
		(from Kansas City)		
4b	95	Rick Upchurch	WR	Minnesota
5a	107	Stan Rogers	T	Maryland
		(from Atlanta)		

5b	121	Rubin Carter	DT	Miami (Fla.)
8	199	Steve Foley	S-QB	Tulane
9	225	Roussell Williams	DB	Arizona
10	240	Hank Englehardt	C	Pacific
		(from Kansas City)		

10	251	Steve Haggerty	WR	Nev.-Las Vegas
12	303	Harry Walters	LB	Maryland
13	329	Eric Penick	RB	Notre Dame
14	355	Jerry Arnold	G	Oklahoma
15	381	Ken Shelton	TE	Virginia
16	401	Bubba Bridges	DT	Colorado
17	433	Lester Sherman	RB	Albany State

1976				
Rd.	No.	Name	Pos.	School
1	15	Tom Glassic	G	Virginia
2	43	Kurt Knoff	S	Kansas
4	107	Craig Penrose	QB	San Diego State
5	139	Lonnie Perrin	RB	Illinois
8	224	James Betterson	RB	North Carolina
9a	252	Jim Czirr	CB	Michigan
9b	260	Jim Lisko	L	Arkansas State
		(from St. Louis)		
10	278	Art Gilliam	DE	Grambling
11	306	Greg Pittman	LB	Iowa State
12	334	Randy Moore	DT	Arizona State
13	362	Donnie McGraw	CB	Houston
14	390	Larry Evans	LB	Mississippi Coll.
15	418	Wilbur Summers	P	Louisville
16	446	John Huddleston	LB	Utah
17	474	Randy Cozens	LB	Pittsburgh

1977				
Rd.	No.	Name	Pos.	School
1	18	Steve Schindler	G	Boston College
2	45	Rob Lytle	RB	Michigan
4	101	Bill Bryan	C	Duke
7	185	Larry Swider	P	Pittsburgh
8	212	Calvin Culliver	RB	Alabama
9	241	Charles Jackson	NT	Washington
10	268	Orna Middlebrook	WR	Arkansas State
11	297	Phil Heck	LB	California
12	324	Scott Levenhagen	TE	Western Illinois

1978				
Rd.	No.	Name	Pos.	School
1	27	Don Latimer	DT	Miami (Fla.)
2	55	Bill Gay	TE	So. California
6	221	Frank Smith	T	Alabama A&M
10	277	Vince Kinney	WR	Maryland
11	305	Lacy Brumley	T	Clemson

1979				
Rd.	No.	Name	Pos.	School
1	22	Kelvin Clark	T	Nebraska
3	77	Bruce Radford	DE	Grambling
4	105	Charles Jefferson	DB	McNeese State
5	132	Rick Leach	QB	Michigan
6	148	Jeff McIntyre	LB	Arizona State
7	188	Luke Prestridge	P	Baylor
9	242	Charlie Taylor	WR	Rice
11	297	Zachary Dixon	RB	Temple
12	325	David Jacobs	K	Syracuse

1980				
Rd.	No.	Name	Pos.	School
2	42	Rulon Jones	DE	Utah State
		(from Cleveland)		
3	74	Larry Carter	DB	Kentucky
4	107	Rick Parros	RB	Utah State
5a	131	Mike Harden	S	Michigan
5b	136	Laval Short	NT	Colorado
		(from San Diego)		
6	157	Keith Bishop	G	Baylor
7	184	John Havekost	G	Nebraska
8	197	Don Coleman	WR	Oregon
		(from Baltimore)		
9	243	Greg Bracelin	LB	California
10	270	Virgil Seay	RS	Troy State
11	297	Phil Farris	WR	North Carolina

1981				
Rd.	No.	Name	Pos.	School
1	15	Dennis Smith	S	So. California
2	42	Clay Brown	TE	Brigham Young
4	98	Mark Hermann	QB	Purdue
5	125	Ken Lanier	T	Florida State
6	151	Alvin Lewis	RB	Colorado State
7	181	Steve Busick	LB	So. California
9	234	Rusty Olsen	DE	Washington
11	290	Pat Walker	WR	Miami (Fla.)
12a	317	John Hankerd	LB	Notre Dame
		(from Detroit)		
12b	321	Mandel Robinson	RB	Wyoming

1982				
Rd.	No.	Name	Pos.	School
1	21	Gerald Willhite	RB	San Jose State
		(from Buffalo)		
2	50	Orlando McDaniel	WR	Louisiana State
4	106	Dan Plater	WR	Brigham Young
		(from Buffalo)		
5	131	Sammy Winder	RB	So. Mississippi
7	189	Alvin Ruben	DE	Houston
9	243	Keith Uecker	T	Auburn
10	274	Ken Woodard	LB	Tuskegee
11	300	Stuart Yatsko	G	Oregon
12	327	Brian Clark	G	Clemson

1983				
Rd.	No.	Name	Pos.	School
1	4	Chris Hinton	G	Northwestern
2	31	Mark Cooper	T	Miami (Fla.)
3	60	Clinton Sampson	WR	San Diego State
5a	116	Weedy Harris	LB	Houston
5b	125	Bruce Baldwin	CB	Harding
		(from New Orleans)		
6	143	Victor Heflin	CB	Delaware State
7	172	Myron Dupree	CB	N. Carolina Cent.
8	197	Gary Kubiak	QB	Texas A&M
		(from Baltimore)		
9	228	Brian Hawkins	CB	San Jose State
10	254	Walt Bowyer	DE	Arizona State
11	283	Don Bailey	C	Miami (Fla.)
12	310	Karl Mecklenburg	NT/DE	Minnesota

1984				
Rd.	No.	Name	Pos.	School
2	46	Andre Townsend	NT/DE	Mississippi
3	78	Tony Lilly	S	Florida
4	89	Randy Robbins	CB	Arizona
		(from San Diego through Tampa Bay)		
6	159	Aaron Smith	LB	Utah State
7	186	Clarence Kay	TE	Georgia
8a	207	Winford Hood	G	Georgia
		(from Green Bay)		
8b	218	Scott Garnett	NT	Washington
9	245	Chris Brewer	RB	Arizona
10	272	Bobby Micho	TE	Texas
11	298	Gene Lang	RB	Louisiana State
12	326	Murray Jarman	WR	Clemson

1984 Supplemental Draft				
Rd.	No.	Name	Pos.	School
1	19	Freddie Gilbert	DE	Georgia
2	46	Rick Massie	WR	Kentucky
3	78	Reggie Smith	T	Kansas

1985				
Rd.	No.	Name	Pos.	School
1	26	Steve Sewell	RB	Oklahoma
2a	31	Vance Johnson	WR	Arizona
		(from Houston)		
2b	54	Simon Fletcher	DE	Houston
4	110	Keli McGregor	TE	Colorado State
5	139	Billy Hinson	G	Florida
		(from Miami)		
7	194	Dallas Cameron	NT	Miami (Fla.)
8	222	Eric Riley	CB	Florida State
9	249	Daryl Smith	CB	North Alabama
10a	269	Buddy Funck	QB	New Mexico
		(from New England)		
10b	278	Ron Anderson	LB	Southern Meth.
11	306	Gary Rolle	WR	Florida
12	334	Dan Lynch	G	Washington St.

1986				
Rd.	No.	Name	Pos.	School
4	104	Jim Juriga	G	Illinois
5	134	Tony Colorito	NT	So. California
6a	151	Orson Mobley	TE	Salem College (W.V.)
		(from Green Bay)		
6b	161	Mark Jackson	WR	Purdue
7	188	Ray Phillips	LB	N. Carolina St.
8	217	Bruce Klostermann	LB	S. Dakota St.
9	244	Joe Thomas	WR	Miss. Valley St.
10	271	Victor Hall	TE	Jackson State
11	301	Thomas Dendy	RB	South Carolina

1987				
Rd.	No.	Name	Pos.	School
1	27	Ricky Nattiel	WR	Florida
3	86	Michael Brooks	LB	Louisiana State
4	111	Marc Munford	LB	Nebraska
6	167	Warren Marshall	RB	James Madison
7	194	Wilbur Strozier	TE	Georgia
8	222	Dan Morgan	G	Penn State
9	250	Bruce Plummer	CB	Mississippi State
10	278	Rafe Wilkinson	LB	



ALL-TIME DRAFT CHOICES, CONT.

1989				
Rd.	No.	Name	Pos.	School
1	20	Steve Atwater (from Cleveland)	S	Arkansas
2a	41	Doug Widell	G/T	Boston College
2b	47	Warren Powers (from Cleveland)	DE	Maryland
3	69	Darrell Hamilton	T	North Carolina
4	97	Richard McCullough	DE	Clemson
5	132	Darren Carrington (from Cleveland)	CB	Northern Arizona
6	152	Anthony Stafford	WR	Oklahoma
7	180	Melvin Bratton	RB	Miami (Fla.)
8	208	Paul Green	TE	So. California
9a	236	Monte Smith	G	North Dakota
9b	241	Wayne Williams (from Cleveland)	RB	Florida
10	264	Anthony Butts	NT	Mississippi State
11	292	Richard Shelton	CB	Liberty
12	320	John Javis	WR	Howard

1989 Supplemental Draft				
Rd.	No.	Name	Pos.	School
1		Bobby Humphrey	RB	Alabama

1990				
Rd.	No.	Name	Pos.	School
2	52	Alton Montgomery	DB	Houston
4	92	Jeroy Robinson (from Dallas)	LB	Texas A&M
5a	111	Jeff Davidson (from Atlanta)	G	Ohio State
5b	136	Le-Lo Lang	DB	Washington
6	164	Ronnie Haliburton	TE	Louisiana State
7	192	Shannon Sharpe	WR	Savannah State
8	219	Brad Leggett	C	So. California
9	247	Todd Ellis	QB	South Carolina
10a	259	James Szymanski (from Indianapolis)	DE	Michigan State
10b	275	Anthony Thompson	LB	East Carolina

1991				
Rd.	No.	Name	Pos.	School
1	4	Mike Croel	LB	Nebraska
2	30	Reggie Johnson	TE	Florida State
3	61	Keith Traylor	LB	Central St. (Okla.)
4	89	Derek Russell (from L.A. Rams)	WR	Arkansas
5	115	Greg Lewis	RB	Washington
6	142	Nick Subis	T/C	San Diego State
8	200	Kenny Walker	DE	Nebraska
9	227	Don Gibson	WR	So. California
10	253	Curtis Mayfield	NT	Oklahoma State
11	284	Shawn Moore	QB	Virginia

1992				
Rd.	No.	Name	Pos.	School
1	25	Tommy Maddox	QB	UCLA
2	54	Shane Dronett	DE	Texas
4	110	Chuck Johnson	T/G	Texas
5	137	Frank Robinson	CB	Boise State
7a	170	Ron Geater (from Tampa Bay)	DE	Iowa
7b	181	Jim Johnson (from New York Jets)	T	Michigan State
7c	193	Jon Bostick	WR	Nebraska
8	208	Dietrich Lockridge (from New York Jets)	T/G	Jackson State
9	249	Muhammad Oliver	CB	Oregon
10	278	Bob Meeks	C/T	Auburn
11	305	Cedric Tillman	WR	Alcorn State
12	334	John Granby	CB/S	Virginia Tech

1993				
Rd.	No.	Name	Pos.	School
1	11	Dan Williams (from Cleveland)	DE	Toledo
2	43	Glyn Milburn	RB	Stanford
3a	69	Rondell Jones (from L.A. Rams)	S	North Carolina
3b	70	Jason Eiam	P/K	Hawaii
4	98	Jeff Robinson	DE	Idaho
5	126	Kevin Williams	RB	UCLA
6	154	Melvin Bonner	WR	Baylor
7a	169	Clarence Williams (from New England)	TE	Washington St.
7b	182	Tony Kimbrough	WR	Jackson State
8	210	Brian Stablein	WR	Ohio State

1994				
Rd.	No.	Name	Pos.	School
2	51	Allen Aldridge	LB	Houston
4	123	Randy Fuller	CB	Tennessee State
7a	210	Keith Burns	LB	Oklahoma State
7b	212	Butler By'not'e (from Green Bay)	RB	Ohio State
7c	218	Tom Nalen (from New York Giants)	C	Boston College

1995				
Rd.	No.	Name	Pos.	School
4a	121	Jamie Brown (from Minnesota)	T	Florida A&M
4b	124	Ken Brown (from Dallas)	LB	Virginia Tech
5	146	Phil Yeboah-Kodie	LB	Penn State
6a	182	Fritz Fequiere	OG	Iowa
6b	196	Terrell Davis (from Minnesota)	RB	Georgia
7a	218	Steve Russ	LB	Air Force
7b	222	Byron Chamberlain	WR	Wayne State (Neb.)

1996				
Rd.	No.	Name	Pos.	School
1	15	John Mobley	LB	Kutztown
2	44	Tory James	CB	Louisiana State
3a	65	Detron Smith (from Baltimore)	FB	Texas A&M
3b	78	Mark Campbell	DT	Florida
4a	100	Jeff Lewis (from Baltimore)	QB	Northern Arizona
4b	122	Darius Johnson (from Carolina)	CB	Oklahoma
5	149	Patrick Jeffers (from Carolina)	WR	Virginia
6	181	Tony Veland	S	Nebraska
7a	213	Leslie Ratliffe (from Baltimore)	T	Tennessee
7b	226	Chris Banks	G	Kansas
7c	235	L.T. Levine (from Carolina)	RB	Kansas
7d	236	Brian Gragert	P	Wyoming

1997				
Rd.	No.	Name	Pos.	School
1	28	Trevor Pryce	DT	Clemson
2	67	Dan Neil	G/C	Texas
4	124	Cory Gilliard	S	Ball State

1998				
Rd.	No.	Name	Pos.	School
1	30	Marcus Nash	WR	Tennessee
2	61	Eric Brown	S	Mississippi State
3	91	Brian Griesse	QB	Michigan
4	122	Curtis Alexander	RB	Alabama
5	153	Chris Howard	RB	Michigan
7a	200	Trey Teague (from Philadelphia)	T	Tennessee
7b	219	Nate Wayne	LB	Mississippi



EQUALIZATION, EXPANSION DRAFTS

1962 — **AFL Equalization Draft:** Broncos obtain OG John Denvir from San Diego, OE Jerry Richardson from San Diego, QB Richie Lucas from Buffalo, DT Ike Lassiter from Dallas and HB Charles Bolden from Houston.

1966 — **Expansion Draft:** Broncos lost LB Tom Erlandson, DE Ed Cooke, OG Tommy Nomina and DB John McGeever to Miami.

1968 — **Expansion Draft:** Broncos lost RB Cookie Gilchrist, OG Pat Matson, LB Henry Sorrell, RB Mike Kellogg and DB Lonnie Wright to Cincinnati.

1976 — **Expansion Draft:** Broncos lost OT Mike Current and DT Bubba Bridges to Tampa Bay and DB Steve Taylor to Seattle.

1995 — **Expansion Draft:** Broncos lost WR Cedric Tillman to Jacksonville and FS Charles Swann to Carolina.

PLAN B SIGNINGS (1989-92)

1989 — **(Signed)** T Paul Blair (Chicago), DE Alphonso Carreker (Green Bay), T Bill Contz (New Orleans), TE Doug Cosbie (Dallas), LB Scott Curtis (Philadelphia), RB Kerry Goode (Tampa Bay), CB Wymon Henderson (Minnesota), LB Blake Peterson (Washington), RB Reggie Ware (Raiders), CB Dennis Woodberry (Washington), WR Michael Young (Rams).

(Lost) DE Walt Bowyer (Kansas City), WR Sam Graddy (Raiders), WR Jason Johnson (Pittsburgh).

1990 — **(Signed)** LB Ty Allert (Philadelphia), RB Lorenzo Hampton (Miami), WR Jason Johnson (Pittsburgh), TE David Little (Philadelphia), DE Mark Mraz (Raiders), CB Elliott Smith (San Diego), LB Rod Stephens (Seattle), TE Chris Verhulst (Houston), DE Robb White (Giants).

(Lost) TE Pat Kelly (Jets), LB Bruce Klostermann (Raiders), C Mike Ruether (Atlanta), LB Randy Thornton (Giants).

1991 — **(Signed)** CB Charles Dimry (Atlanta), G Crawford Ker (Dallas), FB Robert Perryman (Dallas).

(Lost) LB Marc Munford (Kansas City), RB Kerry Porter (Houston).

1992 — **(Signed)** TE Robert Awalt (Dallas), G/T Elbert Crawford (New England), QB Steve Pelleur (Kansas City), T Frank Pollack (San Francisco).

(Lost) S Randy Robbins (New England).

FREE AGENCY SIGNINGS/LOSSES (1993-98)

1993 — **Signed:** RB Rod Bernstine (San Diego), RB Robert Delpino (Los Angeles Rams), G Brian Habib (Minnesota), T Don Maggs (Houston), LB Dave Wyman (Seattle). **Lost:** LB Michael Brooks (New York Giants), WR Mark Jackson (New York Giants).

1994 — **Signed:** WR Jeff Campbell (Detroit), CB Ray Crockett (Detroit), LB Richard Harvey (Buffalo), Randy Hilliard (Cleveland), WR Anthony Miller (San Diego). **Lost:** WR Vance Johnson (San Diego).

1995 — **Signed:** RB Aaron Craver (Miami), LB Britt Hager (Philadelphia), S Tim Hauck (Green Bay), DT James Jones (Cleveland), OL Bill Lewis (Arizona), DT Mike Lodish (Buffalo), WR Ed McCaffrey (San Francisco), T Reggie McElroy (Minnesota), QB Bill Musgrave (San Francisco), DT Michael Dean Perry (Cleveland), G Mark Schlereth (Washington), T Bill Schultz (Houston), CB Eric Thomas (N.Y. Jets), T Broderick Thompson (Philadelphia), CB Lionel Washington (L.A. Raiders). **Lost:** LB Richard Harvey (New Orleans), T Kirk Scrufford (San Francisco), Ted Washington (Buffalo), Dave Widell (Jacksonville).

1996 — **Signed:** CB Toi Cook (New Orleans), DT Jumpy Geathers (Atlanta), RB Vaughn Hebron (Philadelphia), LB Bill Romanowski (Philadelphia), WR Mike Sherrard (N.Y. Giants), DE Aaron Wallace (Oakland), DE Alfred Williams (49ers). **Lost:** DT Shane Dronett (Atlanta).

1997 — **Signed:** LB Arnold Ale (San Diego), WR Flipper Anderson (Washington), QB Bubby Brister, S Dedrick Dodge (San Francisco), CB Darrien Gordon (San Diego), WR Willie Green (Carolina), FB Howard Griffith (Carolina), RB Derek Loville (San Francisco), RB Anthony Lynn (San Francisco), LB Godfrey Myles (Dallas), DE Neil Smith (Kansas City), T Harry Swayne (San Diego), DT Keith Traylor (Kansas City). **Lost:** RB Aaron Craver (San Diego), S Tim Hauck (Seattle), S Rondell Jones (Baltimore), DE Jeff Robinson (St. Louis), OL Ralph Tamm (Kansas City).

1998 — **Signed:** Doug Nussmeier (New Orleans), Marvin Washington (San Francisco). **Lost:** Allen Aldridge (Detroit), Brian Habib (Seattle).

MAJOR TRADES

1998

Obtained 7th-1998 (Trey Teague) from Philadelphia in exchange for 6th-1999.
Obtained 2nd-1999 from San Francisco in exchange for T Jamie Brown.

1997

Obtained 3rd-1997 (Dan Neil) from N.Y. Jets for 3rd-1997 (Dedric Ward), 6th-1997 (Chuck Clements), 7th-1997 (Jason Ferguson) and 6th-1998 (Dustin Johnson).
Obtained T Tony Jones from Baltimore for 2nd-1997 (DB Kim Herring).

1996

Obtained WR Todd Kinchen from St. Louis for 5th-1997 (Taje Allen).
Obtained 2nd-1996 [traded to Baltimore (Deron Jenkins) for three more picks: 3rd-1996 (Detron Smith), 4th-1996 (Jeff Lewis) and 7th-1996 (Leslie Ratliff)] and 7th-1996 (Brian Gragert) from Detroit in exchange for RB/KR Glyn Milburn.
Obtained 4th-1996 (Darius Johnson), 5th-1996 (Patrick Jeffers) and 7th-1996 (L.T. Levine) from Carolina for 4th-1996 (Emmanuel McDaniel).

1995

Obtained 4th-1995 (Jamie Brown) and 6th-1995 (Terrell Davis) from Minnesota in exchange for 4th-1995 (Chad May).

1994

Obtained 7th-1994 (Tom Nalen) from New York Giants in exchange for WR Arthur Marshall.
Obtained WR Mike Pritchard and 7th-1995 (Byron Chamberlain) from Atlanta in exchange for 3rd-1994 (Alai Kalanivalu) and 1st-1995 (dealt to Minnesota who selected Derrick Alexander).
Obtained DT Ted Washington from San Francisco in exchange for 5th-1994 (to Green Bay; Dorsey Levens).
Obtained CB Ben Smith from Philadelphia in exchange for 3rd-1995 (Chris T. Jones) and 5th-1996 (Whit Marshall).

1993

Obtained T Gary Zimmerman from Minnesota in exchange for 1st-1994 (Dewayne Washington), 6th-1994 (Andrew Jordan) and 2nd-1995 (Orlando Thomas).
Obtained 7th-1994 (Butler By not'e) from Green Bay in exchange for G Doug Widell.
Obtained undisclosed conditional draft choice from Minnesota in exchange for WR Vance Johnson.
Obtained 1st-1993 (Dan Williams) from Cleveland for 1st-1993 (Steve Everitt) and 3rd-1993 (Mike Caldwell).
Obtained 3rd-1993 (Rondell Jones) from L.A. Raiders for RB Gaston Green.
Obtained 3rd-1993 (dealt to Cleveland who selected Mike Caldwell) and 7th-1993 (Clarence Williams) from Atlanta for S Alton Montgomery.

1992

Obtained RB Sammie Smith from Miami for RB Bobby Humphrey.
Obtained 7th-1992 (Jim Johnson) and 8th-1992 (Dietrich Lockridge) from New York Jets in exchange for 6th-1992 (Jeff Blake).
Obtained 7th-1992 (Ron Geater) from Tampa Bay in exchange for WR Ricky Nattiel.

1991

Obtained T Harvey Salem from Detroit in exchange for 3rd-1992 (Thomas McLemore).
Obtained RB Gaston Green and 4th-1991 (Derek Russell) from Los Angeles Rams for T Gerald Perry and 12th-1991 (Jeff Pahukoa).

1990

Obtained DE David Galloway from Phoenix for 8th-1991 (Greg Amsler).
Obtained T/C David Widell from Dallas for 7th-1991 (Leon Lett).
Obtained 8th-1991 (traded back to Phoenix, who selected Greg Amsler) from Phoenix for TE David Little.
Obtained 10th-1990 (James Szymanski) from Los Angeles Raiders for 11th-1990 (Ron Lewis).
Obtained 5th-1990 (Jeff Davidson) from New England for 4th-1991 (dealt to Pittsburgh: Sammy Walker).

1989

Obtained DE Ron Holmes from Tampa Bay for 4th-1990 (Tony Mayberry).
Obtained DE Kevin Brooks and 4th-1990 (Jeroy Robinson) from Dallas for 3rd-1990 (dealt to New England who selected Greg McMurtry).
Obtained K David Treadwell from Phoenix in exchange for 12th-1990 (Ken McMichel).
Obtained 1st-1989 (Steve Atwater), 2nd-1989 (Warren Powers), and a 5th-1989 (Darren Carrington) from Cleveland for 1st-1989 (Eric Metcalf).

1988

Obtained FB Calvin Thomas from Chicago in exchange for undisclosed conditional draft choice.
Obtained NT Shawn Knight from New Orleans for NT Ted Gregory.
Obtained undisclosed future draft choice from Washington in exchange for RB/TE Bobby Micho.
Obtained C Mike Ruether from Phoenix in exchange for LB Ricky Hunley.
Obtained RB Tony Dorsett from Dallas in exchange for conditional 5th-1989 (Jeff Roth).
Obtained rights to S Kip Corrington from Detroit in exchange for conditional undisclosed future draft choice.

1987

Obtained 10th-1988 (Channing Williams) from Pittsburgh for LB Ken Woodard.
Obtained G Stefan Humphries from Chicago for P Bryan Wagner.
Obtained C/G Larry Lee from Miami for 8th-1988 (Louis Cheek).

1986

Obtained 11th-1987 (Steve Roberts) and undisclosed future draft choice (7th-1988; Pat Kelly) from Los Angeles Rams in exchange for LB Steve Busick.
Obtained CB Mark Haynes from the New York Giants in exchange for 2nd-1986 (Pepper Johnson) and 6th-1986 (obtained from Tampa Bay; Giants selected Ron Brown), and 2nd-1987 (Adrian White).

1985

Obtained TE Mike Barber from Los Angeles Rams in exchange for 12th-1986 (Marcus DuPree).
Obtained 2nd-1985 (Vance Johnson) from Houston in exchange for 2nd-1985 (obtained from Tampa Bay; Houston selected Richard Byrd) and 5th-1985 (Lee Johnson).
Obtained 6th-1986 (Orson Mobley) from Green Bay in exchange for QB Scott Brunner.

1984

Obtained 6th-1986 (traded to Giants in 1986 in Mark Haynes deal; Giants selected Ron Brown) from Tampa Bay in exchange for DE Brison Manor.
Obtained rights to LB Ricky Hunley from Cincinnati for 1st-86 (Tim McGee), 3rd-1986 (David Fulcher) and 5th-1987 (Greg Horne).
Obtained WR Butch Johnson from Houston in exchange for 3rd-1985 (Mike Kelley).
Obtained WR Dave Logan from Cleveland in exchange for 4th-1984 (Rickey Bolden).
Obtained QB Scott Brunner from New York Giants in exchange for 4th-1984 (Gary Reasons).
Obtained 4th-1984 (Randy Robbins) and conditional undisclosed future draft choice (2nd-1985; traded to Houston who selected Richard Byrd) from Tampa Bay in exchange for QB Steve DeBerg.
Obtained TE Eason Ramson from San Francisco in exchange for 5th-1984 (dealt to Atlanta: Cliff Benson).
Obtained LB Stan Blinka from New York Jets in exchange for 6th-1985 (Rich Miano).

1983

Obtained 5th-1985 (Billy Hinson) from Miami in exchange for LB Larry Evans.
Obtained 8th-1984 (Winford Hood) from Green Bay in exchange for DE Greg Boyd.
Obtained rights to QB John Elway from Baltimore Chris Hinton, 1st-1984 (Ron Solt), and QB Mark Herrmann.

1982

Obtained 4th-1984 (dealt to Cleveland for Dave Logan; Cleveland selected Rickey Bolden) from New Orleans in exchange for T Kelvin Clark.
Obtained S J.T. Thomas from Pittsburgh in exchange for 8th-1983 (Henry Odom).
Obtained linebacker Robert L. Jackson from Cleveland for 6th-1982 (Mike Whitwell).
Obtained 1st-1982 (Gerald Willhite) and 4th-1982 (Dan Plater) from Buffalo Bills for 1st-1982 (Perry Tuttle).

1981

Obtained QB Steve DeBerg from San Francisco for 4th-1983 (dealt to Rams who selected Chuck Nelson).
Obtained WR Wade Manning from Buffalo for 8th-1982 (dealt to Dallas who selected George Peoples).
Obtained future undisclosed draft choice (5th-1983; Bruce Baldwin) from New Orleans for LB Rob Nairne.
Obtained RB Tony Reed from Kansas City for 3rd-1981 (Roger Taylor) and 4th-1982 (Stuart Anderson).

1980

Obtained WR Emery Moorehead from New York Giants for 8th-1981 (Mark Reed).
Obtained RB Don Hardeman from Baltimore for 12th-1980 (Marvin Sims).
Obtained CB Perry Smith from St. Louis for 8th-1980 (Grant Hudson) and 10th-1981 (Jim Joiner).
Obtained RB Lawrence McCutcheon from Los Angeles for 3rd-1982 (dealt to Houston; Robert Abraham).
Obtained QB Matt Robinson from N.Y. Jets for 1st-1980 (dealt to San Francisco, who selected Jim Stuckey), 2nd-1980 (Ralph Clayton) and QB Craig Penrose.

1979

Obtained 8th-1980 (Don Coleman) from Baltimore for P Bucky Dilts.
Obtained 2nd-1980 (Rulon Jones) and 5th-1980 (Laval Short) and 3rd-1981 (traded to Kansas City who selected Roger Taylor) for DE Lyle Alzado.

1978

Obtained OT Tom Neville from New England for 10th-1979.
Obtained DB Charlie West and 6th-1979 (McIntyre) for TE Bill Gay.
Obtained future undisclosed draft choice from Detroit for center Mike Montier.

1977

Obtained RB Jim Jensen from Dallas for 6th-1979 (Martin Cox).
Obtained OT Andy Maurer from San Francisco for 9th-1978 (Steve McDaniels).
Obtained C Mike Montler from Buffalo for 2nd-1979 (Jim Haslett).
Obtained DB Bernard Jackson from Cincinnati for 3rd-1978 (Don Bass) and 7th-1978 (G Dan Bass).
Obtained QB Craig Morton from the New York Giants for QB Steve Ramsey and 5th-1978 (Brian DeRoo).

1976

Obtained LB Godwin Turk from New York Jets for 5th-1977 (Gary Gregory).
Obtained OT Bill Bain from Green Bay for 3rd-1977 (Rick Scribner).
Obtained 9th-1976 (Jim Lisko) from St. Louis for DB Jeff Severson.

MAJOR TRADES, CONT.

1975

Obtained DB Jeff Sevenson from Houston for 7th-1976 (Larry Harris).
Obtained past considerations from Kansas City for TE Billy Masters.
Obtained C Phil Olsen from Los Angeles for WR Otto Stowe, 3rd-1976 and 6th-1977 (Art Best).
Obtained DB Clarence Ellis from Atlanta for DB Charles Greer, WR Jerry Simmons and 6th-1976 (Stan Varner).
Obtained DT Greg Marx and 5th-1975 (Stan Rogers) from Atlanta for G Larron Jackson.

1974

Obtained 4th-1975 (Steve Taylor) from Kansas City for LB Tom Graham.
Obtained 10th-1975 (Hank Englehardt) from Kansas City for T Tom Drougas.
Obtained 3rd-1975 (Mike Franckowiak) from New York Giants for RB Joe Dawkins.
Obtained RB Jon Keyworth from Washington for 6th-1975 (Mark Doak) and 11th-1975 (Arnell Johnson).
Obtained DB John Rowser from Pittsburgh for 6th-1974 (James Wolfe) and 9th-1974 (Tommy Reamon).

1973

Obtained LB Ray May from Baltimore for 3rd-1974 (Robert Pratt) and 8th-1974 (Paul Miles).
Obtained DB Dale Hackbart from St. Louis for 10th-1974 (Greg Hartle).
Obtained LB Bill Laskey from Baltimore for 7th-1974 (Dan Dickel).
Obtained WR Gene Washington from Minnesota for WR Rod Sherman and 5th-1974 (Jim Ferguson).

1972

Obtained 3rd-1974 (Claudie Minor) and 6th-1974 (traded to Pittsburgh, who selected James Wolfe) from Cleveland for QB Don Horn.
Obtained WR Haven Moses from Buffalo for WR Dwight Harrison.
Obtained 3rd-1973 (Paul Howard) from Cleveland for DE Rich Jackson.
Obtained C Bobby Maples from Pittsburgh for 6th-1973 (Ron Bell).
Obtained T Rick Sharp from Pittsburgh for 8th-1973 (Loren Toews).
Obtained DE-T Lloyd Voss from Pittsburgh for 5th-1973 (Dave Reavis).
Obtained QB Charley Johnson from Houston for 3rd-1973 (dealt to Baltimore, who selected Bill Olds).
Obtained RB Eddie Ray and 3rd-1973 (John Wood) from San Diego for DT Dave Costa.
Obtained 7th-1973 (John Grant) from Baltimore for TE John Mosier.
Obtained LB Al Andrews from Buffalo for LB Dave Washington.
Obtained 5th-1973 (traded to Pittsburgh, who selected Dave Reavis) from New Orleans for LB John Huard.

1971

Obtained RB Joe Dawkins from Houston for RB Dickie Post.
Obtained OG Larron Jackson and 5th-1972 from Houston for DB Cleophus Johnson.
Obtained LB Olen Underwood from Houston for OG Bob Young.
Obtained 5th-1972 (Jim Krieg) from Philadelphia for QB Pete Liske.
Obtained RB Dickie Post from San Diego for 2nd-1972 (dealt to Rams, who selected Jim Bertelsen).
Obtained QB Steve Ramsey from New Orleans for 4th-1972 (dealt to Dallas, who selected Tim Kearney).
Obtained T Roger Shoals from Detroit for LB Carl Cunningham.
Obtained QB John Stofa from Miami for 7th-1972 (Bill Adams).
Obtained DB Butch Byrd from Buffalo for 5th-1972 (Robert Penchion).
Obtained DB Leroy Mitchell from Houston for DB John Charles.
Obtained DB John Charles and 4th-1972 (Tom Graham) from Minnesota for WR Al Denson.
Obtained QB Don Horn and 1st-1972 (Riley Odums) from Green Bay for DE Alden Roche and 1st-1972 (Willie Buchanan).
Obtained K Jim Turner from New York Jets for K Bobby Howfield.

1970

Obtained DB Cornell Gordon from New York Jets for DB Gus Hollomon.
Obtained TE Jim Whalen from Boston for TE Tom Beer.
Obtained DB Paul Martha from Pittsburgh for C Walter Highsmith and T Wallace Dickey.
Obtained RB Booker Edgerson from Buffalo for 5th-1972 (dealt to Houston and then Atlanta; Billy Taylor).
Obtained FB Willis Crenshaw from St. Louis for 3rd-1971 (Jim Livesay).
Obtained TE Billy Masters from Buffalo for 5th-1971 (Tim Beamer).
Obtained 8th-1971 (Tom Beard) from Houston for RB Tom Smiley.
Obtained 4th-1971 (Lyle Alzado) from Boston for K Charlie Gogolak.

1969

Obtained RB Tom Smiley from Cincinnati for WR Eric Crabtree.
Obtained T Walt Barnes from Kansas City for 8th-1970 (Fred Barry).

1968

Obtained a future draft choice from the New York Jets for DB Nemiah Wilson, later cancelled when Wilson was cut by the Jets.
Obtained 4th-1969 (Mike Schnitker) from Kansas City for DT Curley Culp.
Obtained 3rd-1968 (Robert Vaughan) from Kansas City for DB Goldie Sellers.
Obtained 4th-1968 (Drake Garrett) from Kansas City for RB Wendell Hayes.
Obtained 6th-1969 (Wandy Williams) from Buffalo for RB Charlie Mitchell.

1967

Obtained QB Steve Tensi from San Diego for 1st-1968 (Russ Washington) and 1st-1969 (Marty Domres).
Obtained OG Dick Tyson, LB Ray Schmutz and DE Rich Jackson from Oakland for WR Lionel Taylor and C Jerry Sturm.
Obtained RB Cookie Gilchrist, QB George Wilson, OG Ernie Park and DE Earl Faison from Miami for DE Dan LaRose, LB Jerry Hopkins RB Abner Haynes, and 6th-1968 (Kim Hammond).
Obtained WR Bill Cronin from Miami for DT Ray Jacobs.
Obtained DT Dave Costa from Buffalo for 4th-1968 (Edgar Chandler).
Obtained DT Rex Mirich and 3rd-1967 (dealt to Buffalo, who selected Tom Rhoads) from Oakland for DB Willie Brown and QB Mickey Slaughter.

1966

Obtained 3rd-1967 (Mike Current) and 5th-1967 (Fran Lynch) from Miami for RB Cookie Gilchrist.
Obtained LB Archie Matsos from Oakland for RB Hewitt Dixon.

1965

Obtained RB Cookie Gilchrist from Buffalo for RB Billy Joe.
Obtained RB Abner Haynes from Kansas City for LB Jim Fraser.

1964

Obtained DT Stan Fanning and 6th-1964 (Al Denson) from Oakland for RB Gene Mingo.
Obtained QB Jacky Lee for two years use from Houston for 1st-1965 and DT Bud McFadin.
Obtained LB Marv Matuszak and DB Billy Atkins from Buffalo for C Walt Cudzick.

Obtained DT-K Dick Guesman, DE Ed Cooke, DT Charlie Janerette, OG Sid Fournet and LB Jim Price from New York Jets for DB Bob Zeman, LB Wahoo McDaniel, WR Gene Prebola and DT Gordy Holz.

1962

Obtained RB Bo Dickinson from Dallas for OB Carl Carpenter.
Obtained HB Bob Scarpitto, DB Bob Zeman and OE Luther Hayes from San Diego for cash.

1960

Obtained DB Goose Gonsoulin from Dallas for FB Jack Spikes.



RETIRED NUMBERS

The Denver Broncos have retired two jersey numbers in their 36-year history, quarterback Frank Tripucka and running back Floyd Little.

Tripucka, who wore number 18, was Denver's first quarterback and called signals for the Broncos from 1960-63. He played in the American Football League all-star game in 1962 and passed for 7,676 yards in his Denver career.

Little, who wore number 44 for the Broncos, as well as during his legendary college career at Syracuse, played in Denver from 1967-75 and is the team's all-time leader in rushing (6,323 yards) and total touchdowns (54). Little was All-AFL in 1969 and played in two AFL all-star games (1968, 1969) and three Pro Bowls (1971, 1972, 1973).



BRONCOS TRANSACTIONS (JUNE 1997 — JUNE 1998)

BY DATE

June 11 Signed RB Reggie Rivers
 June 30 Signed LB Keith Burns
 July 15 Signed TE Dwayne Carswell
 July 16 Signed DE Ernest Jones
 Signed TE Shannon Sharpe
 Waived C Tom Nuten
 Placed T Matt Lepsis on the active/non-football injury list
 July 17 Signed S George Coghill
 Signed TE Byron Chamberlain
 Signed G David Diaz-Infante
 Signed T Reggie McElroy
 Signed QB Bill Musgrave
 Signed G/C Dan Neil
 July 18 Waived DE Dan Williams
 July 24 Signed DT Trevor Pryce
 July 25 Signed S Cory Gilliard
 July 30 Signed WR Marco Martos
 July 30 Waived WR Darrick Branch (injured)
 Aug. 5 Signed DT Sylvester Stanley
 Aug. 6 Signed CB Selwyn Jones
 Signed DT Mike Lodish
 Placed DT Jumpy Geathers on injured reserve
 Waived P Nathan Morreale
 Aug. 13 Waived RB Joe Abdullah
 Waived LB Ken Brown
 Waived TE Jeremy Burkett
 Waived CB Dalton Simmons
 Waived DT Sylvester Stanley
 Waived DT Ken Talanoa
 Waived S Robert Turner
 Aug. 14 Waived DT Mark Campbell
 Waived T Keith Alex
 Aug. 18 Waived DL Kurt Barber
 Waived QB Tom Beck
 Waived LB Bernard Carter
 Waived WR David Gamble
 Waived G John Jones
 Waived WR Chad Mackey
 Waived TE Luther Morris
 Waived QB Bill Musgrave
 Waived RB Reggie Rivers
 Waived WR Larry Wallace
 Waived RB Jamal Willis
 Placed CB Tory James on injured reserve
 Placed C K.C. Jones on injured reserve
 Placed CB Selwyn Jones on injured reserve
 Aug. 19 Waived CB Jamal Ellis
 Placed T Matt Lepsis on the reserve/non-football injury list
 Aug. 20 Signed CB Tim McKyer
 Waived LB Godfrey Myles
 Aug. 24 Waived LB Arnold Ale
 Waived G Chris Banks
 Waived S George Coghill
 Waived S Cory Gilliard
 Waived CB Vance Joseph
 Waived T Reggie McElroy
 Waived WR Sir Mawn Wilson
 Aug. 25 Signed G Chris Banks to the practice squad
 Signed S George Coghill to the practice squad
 Signed S Cory Gilliard to the practice squad
 Signed WR Sir Mawn Wilson to the practice squad
 Aug. 27 Signed OL Tashe Williams to the practice squad
 Sep. 9 Signed T Gary Zimmerman
 Signed WR David Gamble to the practice squad
 Waived T Scott Adams
 Waived T Tashe Williams from the practice squad
 Signed LB Hillary Butler to the practice squad
 Waived S Cory Gilliard from the practice squad
 Oct. 1 Signed K Scott Bentley to the practice squad
 Waived LB Hillary Butler from the practice squad

Oct. 6 Signed K Scott Bentley to the active roster from the practice squad
 Waived WR Willie Anderson
 Oct. 7 Signed WR Willie Anderson
 Waived K Scott Bentley
 Oct. 14 Signed LB Hillary Butler to the practice squad
 Nov. 18 Signed WR David Gamble to the active roster from the practice squad
 Waived WR Willie Anderson
 Nov. 19 Signed G Randy Bierman to the practice squad
 Dec. 8 Signed WR Sir Mawn Wilson from the practice squad
 Waived WR David Gamble
 Dec. 9 Signed WR David Gamble to the practice squad
 Dec. 16 Waived DT Michael Dean Perry
 Dec. 19 Signed LB Jon Hesse
 Jan. 2 Signed WR Andre Cooper to a future contract
 Signed LB Erick Herrin to a future contract
 Signed WR Kevin Jordan to a future contract
 Signed LB Ryan McCoy to a future contract
 Signed T Melvin Tuten to future contract
 Jan. 6 Waived OL Randy Bierman from the practice squad
 Jan. 8 Signed DL Duane Ashman to the practice squad
 Jan. 12 Signed RB Ryan Christopherson to a future contract
 Signed DE Pat Ivey to future contract
 Signed TE/OL Kendell Watkins to a future contract
 Jan. 28 Signed DE Duane Ashman
 Signed DB Tomur Barnes
 Signed LB Hillary Butler
 Signed DB George Coghill
 Signed WR David Gamble
 Signed T Craig Novitsky
 Signed G Chris Banks
 Jan. 30 Signed WR Darrick Branch
 Feb. 9 Signed DE Dameian Jeffries
 Feb. 11 Waived CB Randy Hilliard
 Feb. 12 Signed CB Ray Crockett
 Signed TE Dwayne Carswell
 Feb. 13 Signed WR Edward Hervey
 Feb. 19 Signed QB Josh LaRocca
 Feb. 24 Signed G Mark Schlereth
 Signed WR Justin Armour
 Signed CB Carl Kidd
 Mar. 2 Signed DE Marvin Washington
 Mar. 6 Signed QB Doug Nussmeier
 Mar. 17 Signed CB Terry Ray
 Mar. 23 Signed WR Sir Mawn Wilson
 Apr. 6 Signed G/C Leo Goeas
 Signed DE Ernest Jones
 Apr. 15 Acquired a 1999 second-round draft choice from San Francisco in exchange for T Jamie Brown
 Apr. 23 Signed LB Chris Gizzi
 Signed CB Jason Kaiser
 May 1 Signed DE Cyron Brown
 Signed TE Jeremy Burkett
 Signed C Courtney Hall
 Signed S Tori Noel
 Signed P/K Mike Panasuk
 May 7 Signed S Tito Paul
 May 28 Signed DE Martin Harrison
 Waived WR Edward Hervey
 Waived QB Josh LaRocca
 June 1 Signed RB Derek Loville
 June 5 Waived CB Tomur Barnes

BY PLAYER

ABDULLAH, Joe — RB
 8/13/97 Waived
 ADAMS, Scott — OL
 9/9/97 Waived
 ALE, Arnold — LB
 8/24/97 Waived
 ALEX, Keith — OL
 8/14/97 Waived
 ANDERSON, Willie "Flipper" — WR
 10/6/97 Waived
 10/7/97 Signed
 11/18/97 Waived
 ARMOUR, Justin — WR
 2/24/98 Signed
 ASHMAN, Duane — DL
 1/8/98 Signed to practice squad
 1/26/98 Practice squad contract expired
 1/28/98 Signed
 BANKS, Chris — G
 8/24/97 Waived
 8/25/97 Signed to practice squad
 1/28/98 Practice squad contract expired
 1/30/98 Signed
 BARBER, Kurt — DL
 8/18/97 Waived
 BARNES, Tomur — DB
 1/28/98 Signed
 6/5/98 Waived
 BECK, Tom — QB
 8/18/97 Waived
 BENTLEY, Scott — K
 10/1/97 Signed to practice squad
 10/6/97 Signed
 10/7/97 Waived
 BIERMAN, Randy — G
 11/19/97 Signed to practice squad
 1/6/98 Waived from practice squad
 BRANCH, Darrick — WR
 7/30/97 Waived
 2/9/98 Signed
 BROWN, Cyron — DE
 5/1/98 Signed
 BROWN, Jamie — T
 4/15/98 Traded to San Francisco in exchange for a 1999 second-round draft choice
 BROWN, Ken — LB
 8/13/97 Waived
 BURKETT, Jeremy — RB
 8/13/97 Waived
 5/1/98 Signed
 BURNS, Keith — LB
 6/30/97 Signed
 BUTLER, Hillary — LB
 9/24/97 Signed to practice squad
 10/1/97 Waived from practice squad
 10/13/97 Signed to practice squad
 1/26/98 Practice squad contract expired
 1/28/98 Signed
 CAMPBELL, Mark — DT
 8/14/97 Waived
 CARSWELL, Dwayne — TE
 7/15/97 Signed
 2/12/98 Signed
 CARTER, Bernard — LB
 8/18/97 Waived
 CHAMBERLAIN, Byron — TE
 7/17/97 Signed
 CHRISTOPHERSON, RYAN — RB
 1/12/98 Signed to future contract
 COGHILL, George — S
 7/17/97 Signed
 8/24/97 Waived
 8/25/97 Signed to practice squad
 1/26/98 Practice squad contract expired
 1/29/98 Signed

COOPER, Andre — WR

1/2/98 Signed to future contract
 CROCKETT, Ray — CB
 2/12/98 Signed
 DIAZ-INFANTE, David — G
 7/17/97 Signed
 ELLIS, Jamal — CB
 8/19/97 Waived
 GAMBLE, David — WR
 8/18/97 Waived
 9/9/97 Signed to practice squad
 11/18/97 Signed
 12/8/97 Waived
 12/9/97 Signed to practice squad
 1/26/98 Practice squad contract expired
 1/28/98 Signed
 GEATHERS, Jumpy — DT
 8/6/97 Placed on injured reserve
 GILLIARD, Cory — S
 7/25/97 Signed
 8/24/97 Waived
 8/25/97 Signed to practice squad
 9/24/97 Waived from practice squad
 GIZZI, Chris — LB
 4/23/98 Signed
 GOEAS, Leo — C/G
 4/6/98 Signed
 HALL, Courtney — C
 5/1/98 Signed
 HARRISON, Martin — DE
 5/28/98 Signed
 HERRIN, Erick — LB
 1/2/98 Signed to future contract
 HERVEY, Edward — WR
 2/13/98 Signed
 5/28/98 Waived
 HESSE, Jon — LB
 12/19/97 Signed
 HILLIARD, Randy — CB
 2/11/98 Waived
 IVEY, Pat — DE
 1/12/98 Signed to future contract
 JAMES, Tory — CB
 8/18/97 Placed on injured reserve
 JEFFRIES, Dameian — DE
 2/11/98 Signed
 JONES, Ernest — DE
 7/16/97 Signed
 4/6/98 Signed
 JONES, John — OL
 8/18/97 Waived
 JONES, K.C. — C
 8/18/97 Placed on injured reserve
 JONES, Selwyn — CB
 8/6/97 Signed
 8/18/97 Placed on injured reserve
 JORDAN, Kevin — WR
 1/2/98 Signed to future contract
 JOSEPH, Vance — DB
 8/24/97 Waived
 KAISER, Jason — CB
 4/23/98 Signed
 KIDD, Carl — CB
 2/24/98 Signed
 LAROCCA, Josh — QB
 2/19/98 Signed
 5/28/98 Waived
 LEPSIS, Matt — T
 7/16/97 Placed on active/non-football injury list
 8/19/97 Placed on reserve/non-football injury list
 LODISH, Mike — DT
 8/6/97 Signed
 LOVILLE, Derek — RB
 6/1/98 Signed
 MACKEY, Chad — WR
 8/18/97 Waived

BRONCOS TRANSACTIONS (JUNE 1997 — JUNE 1998), CONT.

MARTOS, Marco — WR
7/30/97 Signed
8/9/97 Contract expired

McELROY, Reggie — T
7/17/97 Signed
8/24/97 Waived

McCOY, Ryan — LB
1/2/98 Signed to future contract

McKYER, Tim — CB
8/20/97 Signed

MORREALE, Nathan — P
8/6/97 Waived

MORRIS, Luther — TE
8/18/97 Waived

MUSGRAVE, Bill — QB
7/16/97 Signed
8/18/97 Waived

MYLES, Godfrey — LB
8/20/97 Waived

NEIL, Dan — G/C
7/17/97 Signed

NOEL, Tori — S
5/1/98 Signed

NOVITSKY, Craig — OL
1/28/98 Signed

NUSSMEIER, Doug — QB
3/5/98 Signed

NUTTEN, Tom — OL
7/16/97 Waived

PANASUK, Mike — P/K
5/1/98 Signed

PAUL, Tito — CB
5/7/98 Signed

PERRY, Michael Dean — DT
12/16/97 Waived

PRYCE, Trevor — DT
7/24/97 Signed

RAY, Terry — CB
3/17/98 Signed

RIVERS, Reggie — RB
8/18/97 Waived

SCHLERETH, Mark — G
2/24/98 Signed

SHARPE, Shannon — TE
7/16/97 Signed

SIMMONS, Dalton — CB
8/13/97 Waived

STANLEY, Sylvester — DT
8/5/97 Signed
8/13/97 Waived

TALANOA, Ken — DE
8/13/97 Waived

TUTEN, Melvin — T
1/2/98 Signed to future contract

VWALLACE, Larry — WR
8/18/97 Waived

WASHINGTON, Marv in — DE
3/2/98 Signed

WATKINS, Kendall — OL
1/12/98 Signed to future contract

WILLIAMS, Dan — DE
7/18/97 Waived

WILLIAMS, Tashe — OL
8/27/97 Signed to practice squad
9/9/97 Waived from practice squad

WILLIS, Jamal — RB
8/18/97 Waived

WILSON, Sir Mawn — WR
8/24/97 Waived
8/25/97 Signed to practice squad
12/8/97 Signed
3/23/98 Signed

ZIMMERMAN, Gary — T
9/9/97 Signed

PILING UP THE POINTS

Through the 1997 season, the Broncos have scored 11,738 points in 38 seasons of play and 564 regular season games (308.9 per season, 20.8 per game). The 10,000th point in franchise history was scored Oct. 31, 1993 by running back Robert Delpino when he plunged into the end zone from one yard out in the third quarter of Denver's 28-17 win over Seattle. The total was at 9,997 points before the touchdown. At Denver's current seasonal pace, the club will score its 15,000th point sometime during the 2008 season. Their 12,000th point should be scored this season.

FORMER BRONCOS IN THE PRO FOOTBALL HALL OF FAME

Two players enshrined in the Pro Football Hall of Fame — cornerback **Willie Brown** and running back **Tony Dorsett** — spent a portion of their professional playing careers with the Denver Broncos. A brief review of their Hall of Fame careers is outlined below.

WILLIE BROWN

CB

INDUCTED: 1984



Cornerback **Willie Brown**, inducted into the Hall of Fame in 1984, played for the Broncos from 1963-66, and was named All-American Football League in 1964. He intercepted nine passes that season, including a team-record four in one game (vs. New York, 11/15/64), and was named the outstanding back in the AFL All-Star game in January, 1965.

The 6-foot-1, 195-pound Brown, who played his college ball at Grambling, joined the Broncos as a free agent in Aug. 1963 and played four seasons with the club. In 50 games he intercepted 15 passes and tallied 195 yards in returns, while also returning three punts for 29 yards (9.7) and three kickoffs for 70 yards (23.3).

Brown was traded to Oakland in 1967 and went on to play 12 seasons with the Raiders (1967-78). He was an all-league performer every year from 1968-73, while making three AFL All-Star game (1967-69) and four Pro Bowl (1970-73) appearances. In 16 seasons Brown played in 204 games and finished his career with 54 interceptions for 472 return yards and two touchdowns.

TONY DORSETT

RB

INDUCTED: 1994



Running Back **Tony Dorsett**, though best known for his brilliant 11-year tenure with the Dallas Cowboys, was a Denver Bronco during the 1988 and 1989 seasons. He joined the Broncos in 1988 and went on to lead the club in rushing that season with 703 yards on 181 carries. He spent the 1989 season on injured reserve before his retirement, and was inducted into the Hall of fame in 1994.

Dorsett, who ranks third on the all-time NFL rushing list with 12,739 yards, captured rookie of the year honors in 1977 with the Cowboys, en route to four Pro Bowl selections (1978, 1981-83). His highest rushing total came in 1981 when he ran for 1,646 yards, just one of eight 1,000-yard seasons during his brilliant career. Dorsett also caught 398 passes for 3,554 yards (8.9) and accounted for 91 total touchdowns (77 rushing, 13 receiving, 1 fumble recovery).

Dorsett was a college star at the University of Pittsburgh where he won the Heisman Trophy in 1976 while leading the Panthers to the national title.

BRONCOS ALL-TIME ROSTER

List includes players who spent time on the active roster during the regular or postseason. Current players in bold.

A

81	Bob Adams	TE	Pacific	1975
73	Scott Adams	T	Georgia	1997
60	Kenneth M. Adamson	G	Notre Dame	1960-62
57	Allen Adridge	LB	Houston	1994-97
68	Steve Alexakos	G	San Jose State	1970
58	Elijah Alexander	LB	Kansas State	1993-95
40	Jeff Alexander	RB	Southern	1989, 1992
80	Ray Alexander	WR	Florida A&M	1984
25	Ted Alfien	RB	Springfield College	1969
22	Elihu (Buddy) Allen	HB	Utah State	1961
24	Donald R. Allen	FB	Texas	1960
57	Ty Allert	LB	Texas	1990
73	Henry Allison	T	San Diego State	1977
62	Vaughn S. (Buddy) Alliston	LB	Mississippi	1960
77	Lyle Alzado	DE	Yankton College	1971-78
22	David R. Ames	HB	Richmond	1961
11	Robert Anderson	HB	Colorado	1970-73
83	Willie "Flipper" Anderson	WR	UCLA	1997
86	Mitch Andrews	TE	Louisiana State	1987
84	Lou Andrus	LB	Brigham Young	1967
24	Otis Armstrong	RB	Purdue	1973-80
65	LeFrancis Arnold	G/C	Oregon	1974
73	Mike Askea	T	Stanford	1973
28	Billy Atkins	DB	Auburn	1964
74	Frank Atkinson	DE	Stanford	1964
47	George Atkinson	S	Morris Brown	1979
27	Steve Atwater	S	Arkansas	1989-97
67	John Ayers	G	West Texas State	1987

B

56/65	Jay Bachman	C	Cincinnati	1968-71
75	Bill Bain	T	Southern California	1976, 1978
74	Jerry Baker	T	Tulane	1983
85	Mike Barber	TE	Louisiana Tech	1985
62	Ernie Barnes	G	North Carolina College	1963-64
73	Walter Barnes	DE	Nebraska	1969-71
86	Dean Barnett	TE	Nevada-Las Vegas	1983
42	Odell Barry	HB	Findlay	1964-65
52	James Barton	C	Marshall	1961-62
54	Rick Baska	LB	UCLA	1976-77
46	Norman Bass	DB	Pacific	1964
64	Scott Beavers	G	Georgia Tech	1990
85	Tom Beer	TE	Houston	1967-69
56	Dave Behrman	C	Michigan State	1967
73	Kevin Belcher	T	Wisconsin	1987
20	Henry Bell	HB	No college	1960
35	Ken Bell	RB-WR	Boston College	1986-89
3	Scott Bentley	PK	Florida State	1997
43	Frank Bernardi	DB	Colorado	1960
74	Lee Bernet	T	Wisconsin	1965-66
33	Rod Bernstine	RB	Texas A&M	1993-95
54	Keith Bishop	C-G	Baylor	1980, 1982-89
24	Tony Boddie	RB	Montana State	1986-87
82/83	Melvin Bonner	WR	Baylor	1993-94
89	Gordon Bowdell	WR	Michigan State	1971
65	Walt Bowyer	DE	Arizona State	1983-84, 1987-88
77	Greg Boyd	DE	San Diego State	1980-82
52	Greg Bracelin	LB	California	1980
23	Ronnie Bradford	DB	Colorado	1993-95
24	Phil Brady	S	Brigham Young	1969
56	John Bramlett	LB	Memphis State	1965-66
32	Melvin Bratton	RB	Miami, Fla.	1989-90
34	Tyrone Braxton	DB	North Dakota State	1987-93, 1995-97
19	Don Breaux	QB	McNeese State	1963
76	Bob Breitenstein	T	Tulsa	1965-67
26	Chris Brewer	RB	Arizona	1984

15	Marlin Briscoe	QB	Omaha	1968
6	Bubby Brister	QB	Northeast Louisiana	1997
36	John W. (Red) Brodnax	FB	Louisiana State	1960
56	Michael Brooks	LB	Louisiana State	1987-92
87	Boyd Brown	TE	Alcorn State	1974-76
89	Clay Brown	TE	Brigham Young	1983
34/46	Hardy Brown	LB	Tulsa	1960
70	Jamie Brown	T	Florida A&M	1995-97
55	Ken Brown	LB	Virginia Tech	1995
55	Ken Brown	C	New Mexico	1979
82	Laron Brown	WR	Texas	1987
24	Willie Brown	DB	Grambling	1963-66
64/68/72	Sam Brunelli	G	Colorado State	1966-71
82	Larry Brunson	WR	Colorado	1980
64	Bill Bryan	C	Duke	1977-88
95	Steve Bryan	DE/LB	Oklahoma	1987-88
80	Tom Buckman	TE	Texas A&M	1969
33	Fred Bukaty	FB	Kansas	1961
60	Joe Burch	C	Texas Southern	1994
21	Bobby Burnett	RB	Arkansas	1969
56	Keith Burns	LB	Oklahoma State	1994-97
41	George Burrell	S	Pennsylvania	1969
58	Steve Busick	LB	Southern California	1981-85
21/22	Gerry Bussell	DB	Georgia Tech	1965
51	Bill Butler	LB	San Fernando Valley	1970
28	Butler By'not'e	CB	Ohio State	1994
24	George (Butch) Byrd	DB	Boston University	1971

C

59	Glenn Cadrez	LB	Houston	1995-97
28	Scott Caldwell	RB	Texas-Arlington	1987
79	Carter Campbell	DE	Weber State	1971
86	Jeff Campbell	WR	Colorado	1994
67	Mark Campbell	DT	Florida	1996
35	Larry Canada	FB	Wisconsin	1978-79, 1981
40	Albert R. Carmichael	HB	Southern California	1960-61
40	Paul Carmichael	HB	El Camino J.C.	1965
86	Don Carothers	E	Bradley	1960
89	Kenneth L. Carpenter	E	Oregon State	1960
92	Alphonso Carreker	DE	Florida State	1989, 1991
29	Darren Carrington	CB	Northern Arizona	1989
89	Dwayne Carswell	TE	Liberty	1994-97
68	Rubin Carter	DT	Miami, Fla.	1975-86
51	Tim Casey	LB	Oregon	1969
66	John E. Cash	E	Allen	1961-62
45	Tom Cassese	DB	C.W. Post	1967
28	Jeremiah Castille	CB	Alabama	1987-88
40	Grady Cavness	CB	Texas-El Paso	1969
86	Byron Chamberlain	TE	Wayne State	1995-97
79	Barney Chavous	DE	South Carolina State	1973-85
15	Max Chobolan	QB	San Fernando State	1966
78	Tom Cichowski	T	Maryland	1968-69
54	Ralph Cindrich	LB	Pittsburgh	1974
78	Brian Clark	T	Clemson	1982
43	Derrick Clark	RB	Evangel College	1994
20/27	Kevin Clark	DB	San Jose State	1987-88, 1990-91
73	Kelvin Clark	T	Nebraska	1979-81
15	Mike Clendenen	K	Houston	1987
26	Don Coffey	E	Memphis State	1963
76	Steve Coleman	DE	Delaware State	1974
69	Tony Colorito	NT	Southern California	1986
59	Darren Comeaux	LB	Arizona State	1982-86
80	Ed Cooke	DE	Maryland	1964-65
63	Mark Cooper	G/T	Miami, Fla.	1983-87
25	Kip Corrington	S	Texas A&M	1989-90
63	Dave Costa	DT	Utah	1967-71
66	Bill Cottrell	G	Delaware Valley	1972
66/77	Larry Cox	DT	Abilene Christian	1966-68
41	Eric Crabtree	FL	Pittsburgh	1966-68
68	Gary Crane	LB	Arkansas State	1969
29	Aaron Craver	RB	Fresno State	1995-96
33	Willis Crenshaw	FB	Kansas State	1970



BRONCOS ALL-TIME ROSTER, CONT.

53/78	Ken Criter	LB	Wisconsin	1969-74
39	Ray Crockett	CB	Baylor	1994-97
51	Mike Croel	LB	Nebraska	1991-94
54	Ed Cummings	LB	Stanford	1965
50	Carl Cunningham	LB	Houston	1967-70
74	Mike Current	T	Ohio State	1967-75
58	Scott Curtis	LB	New Hampshire	1989-90

D

5	Brad Daluiso	K	UCLA	1992
75	Eldon V. Danenhauer	T	Pittsburg (Kan.)	1960-65
76	William A. Danenhauer	E	Emporia College	1960
62	Jeff Davidson	G/T	Ohio State	1990-92
32	Dick Davis	RB	Nebraska	1970
62	Jack T. Davis	T	Arizona	1960
78	Marvin Davis	DT	Wichita State	1966
30	Terrell Davis	RB	Georgia	1995-97
33	Joe Dawkins	RB	Wisconsin	1971-73
84	Albert E. Day	T	Eastern Michigan	1960
17	Steve DeBerg	QB	San Jose State	1981-83
39	Robert Delpino	RB	Missouri	1993
55	Rick Dennison	LB	Colorado State	1982-90
88	Al Denson	FL	Florida A&M	1964-70
65	John Denvir	G	Colorado	1962
63	David Diaz-Infante	G/C	San Jose State	1996-97
71	Wallace Dickey	T	Southwest Texas State	1968-69
35	Richard L. (Bo) Dickinson	FB	Southern Mississippi	1962-63
10	Doug (Bucky) Dilts	P	Georgia	1977-78
29	Charles Dimry	CB	Nevada-Las Vegas	1991-93
30	Hewitt Dixon	FB/TE	Florida A&M	1963-65
31	Zachary Dixon	RB	Temple	1979
2	Joe DiVito	QB	Boston College	1968
33	Dedrick Dodge	S	Florida State	1997
59	Kirk Dodge	LB	Nevada-Las Vegas	1987
82	Jack Dolbin	WR	Wake Forest	1975-79
76	Tom Domres	DT	Wisconsin	1971-72
54	Mitch Donahue	LB	Wyoming	1993-94
33	Tony Dorsett	RB	Pittsburgh	1988-89
45	Gary Downs	RB	North Carolina State	1995
14	Richard A. (Skip) Doyle	HB	Ohio State	1960
99	Shane Dronett	DE	Texas	1993-95
76	Tom Drougas	T	Oregon	1974
97	Darren Drozdov	DT	Maryland	1993-94
32	Joe Dudek	RB	Plymouth State	1987
4	Rick Duncan	K	Eastern Montana	1967
21	Myron Dupree	CB	North Carolina Central	1983
55	Pete Duranko	DE	Notre Dame	1967-70, 72-74

E

24	Booker Edgersson	CB	Western Illinois	1970
85	Ron Egloff	TE	Wisconsin	1977-83
1	Jason Elam	K	Hawaii	1993-97
62	Jim Elfrid	LB	Colorado State	1961
7	John Elway	QB	Stanford	1983-97
89	John Embree	WR	Compton J.C.	1969-70
14	George Hunter Enis	QB	Texas Christian	1962
88	Pat Epperson	E	Adams State	1960
53	Tom Erlandson	LB	Washington State	1962-65
16	Mike Ernst	QB	Cal State Fullerton	1972
46	Terry Erwin	HB	Boston College	1968
40	Jay Dale Evans	HB	Kansas City	1961
88	Jerry Evans	TE	Toledo	1993-95
56	Larry Evans	LB	Mississippi College	1976-82
35	Blake Ezor	RB	Michigan State	1990

F

86	Stan Fanning	DE	Idaho	1964
44	Miller Farr	DB	Wichita State	1965
63	Sean Farrell	G	Penn State	1990-91
37	Steve Fitzhugh	DB	Miami (Ohio)	1987



20	Billy Ray Fletcher	E	Memphis State	1966
73	Simon Fletcher	LB/DE	Houston	1985-95
61	Eric Floyd	OL	Auburn	1995
43	Steve Foley	DB	Tulane	1976-86
32	Garrett Ford	FB	West Virginia	1968
57	Fred Forsberg	LB	Washington	1968, 70-73
84	Jason Franci	E	Santa Barbara	1966
31	Mike Franckowiak	RB	Central Michigan	1975-76
51/55	Jim Fraser	LB/P	Wisconsin	1962-64
42	Al Frazier	HB	Florida A&M	1961-63
86	Marv Frazier	WR	Cheyney State	1973-75
62	Mike Freeman	G	Arizona	1984, 1986-87
68	Russell Freeman	T	Georgia Tech	1992-94
24	Randy Fuller	CB	Tennessee State	1994
2	Will Furrer	QB	Virginia Tech	1994

G

64	George Gaiser	T	Southern Methodist	1968
28	Bob Galters	HB	New Mexico State	1963
99	David Galloway	DE	Florida	1990
82	David Gamble	WR	New Hampshire	1997
52	Dave Garnett	LB	Stanford	1995
66	Scott Garnett	NT	Washington	1984
23	Drake Garrett	DB	Michigan State	1968-70
61	Charles E. Gavin	DE	Tennessee State	1960-63
92	Ron Geater	NT	Iowa	1992
79	Jumpy Geathers	DT	Wichita State	1996-97
57	Bob Geddes	LB	UCLA	1972
40	Jack Gehrke	WR	Utah	1971
6	Ralph Giacommaro	P	Penn State	1987
90	Freddie Gilbert	DE	Georgia	1986-88
2/30	Cookie Gilchrist	FB	No college	1965, 1967
17	Scotty Glacken	QB	Duke	1966-67
49	Glenn Glass	DB	Tennessee	1966
62	Tom Glassic	G	Virginia	1976-83
67	George Goeddeke	G	Notre Dame	1967-72
23	Austin (Goose) Gonsoulin	DB	Baylor	1960-66
79	John Gonzaga	G	No college	1966
62	Brian Goodman	G	UCLA	1975
64	Harvey Goodman	G	Colorado	1976
28	Cornell Gordon	CB	North Carolina A&T	1970-72
23	Darrien Gordon	CB	Stanford	1997
83	Sam Graddy	WR	Tennessee	1987-88
52/53	Randy Gradishar	LB	Ohio State	1974-83
58/83	Tom Graham	LB	Oregon	1972-74
35	John Granby	S	Virginia Tech	1992
63	John Grant	DT/DE	Southern California	1973-79
72	Marsharne Graves	T	Arizona	1984
28	Gaston Green	RB	UCLA	1991-92
87	Paul Green	TE	Southern California	1989
85	Willie Green	WR	Mississippi	1997
20	Charles Greer	DB	Colorado	1968-74
85	James D. Greer	E	Elizabeth City State	1960
46	John Griffin	HB	Memphis State	1964-66
29	Howard Griffith	FB	Illinois	1997
89	Bill Groman	HB/E	Heidelberg	1963
77	Dick Guesman	T-K	West Virginia	1964
37	Kevin Guidry	CB	Louisiana State	1988
53	Donald Gulseth	LB	North Dakota	1966
63	Melwood N. (Buzz) Guy	G	Duke	1961-62

H

75	Brian Habib	G	Washington	1993-97
48	Dale Hackbart	S	Wisconsin	1973
85	Joey Hackett	TE	Elon College	1986
84	Mike Haffner	E	UCLA	1968-70
54	Britt Hager	LB	Texas	1995-96
22	Steve Haggerty	DB	Colorado	1975
26	Chris Hale	DB	Southern California	1993
93	Ronnie Haliburton	LB	Louisiana State	1990-91
40	Darryl Hall	S	Washington	1993-94
69	Darrell Hamilton	T	North Carolina	1989-91



BRONCOS ALL-TIME ROSTER, CONT.

72	Wayne Hammond	DT	Montana State	1976
23	Billy Hardee	DB	Virginia Tech	1976
31	Mike Harden	CB/S	Michigan	1980-88
78	Archie Harris	OL	William and Mary	1987
47	Tony Harris	WR	Toledo	1972
82	Dwight Harrison	WR	Texas A&I	1971-72
27	Maurice Harvey	DB	Ball State	1978, 1980
52	Richard Harvey	LB	Tulane	1994
96	Harald Hasselbach	DE	Washington	1994-97
67	Johnny Ray Hatley	T	Sul Ross State	1960
37	Tim Hauck	S	Montana	1995-96
71	Arthur A. Hauser	T	Xavier	1961
29/33	Wendell Hayes	HB	Humboldt State	1965-67
28	Abner Haynes	HB	North Texas State	1965-66
36	Mark Haynes	CB	Colorado	1986-89
23	Alfred Haywood	RB	Bethune-Cookman	1975
22	Vaughn Hebron	RB	Virginia Tech	1996-97
24	Wymon Henderson	CB	Nevada-Las Vegas	1989-92
86	Jerry Hendren	WR	Idaho	1970
68	Brad Henke	DE/NT	Arizona	1989
89	Gary Henson	E	Colorado	1964
43	Lonnie Hepburn	CB	Texas Southern	1974
16	George W. Herring	QB/P	Southern Mississippi	1960-61
10	Mark Herrmann	QB	Purdue	1981-82
50	Jon Hesse	LB	Nebraska	1997
31	Bo Hickey	FB	Maryland	1967
28	Clifford Hicks	CB	Oregon	1995
56/65	Walter Highsmith	C	Florida A&M	1968-69
84	Jack Hill	HB	Utah State	1961
21	Randy Hilliard	CB	Northwestern (La.) State	1994-97
23	George Hoey	DB	Michigan	1975
87	John Hoffman	DE	Hawaii	1972
64	John Hohman	G	Wisconsin	1965-66
34	Gus Holloman	DB	Houston	1968-69
73	Shawn Hollingsworth	T	Angelo St.	1983
90	Ron Holmes	DE	Washington	1989-92
73/74	Gordon Holz	DT	Minnesota	1960-63
74/78	Winford Hood	G/T	Georgia	1984-88
50	Jerry Hopkins	LB	Texas A&M	1963-66
2	Mike Horan	P	Long Beach State	1986-92
13	Don Horn	QB	San Diego State	1971-72
60	Paul Howard	G	Brigham Young	1973-75, 1977-86
3	Bobby Howfield	K	No college	1968-70
57	John Huard	LB	Maine	1967-69
53	Robert Hudson	LB	Clemson	1960-61
14/16	John Hufnagel	QB	Penn State	1974-75
26	Bobby Humphrey	RB	Alabama	1989-91
2	Bob Humphreys	K	Wichita State	1967-68
79	Stefan Humphries	G	Michigan	1987-88
98	Ricky Hunley	LB	Arizona	1984-87
25	Daniel Hunter	CB	Henderson State	1985-86
65/67	Glenn Hyde	G-T	Pittsburgh	1976-81, 1984-85

73	Martin Imhof	DE	San Diego State	1976
62	Jerry Inman	DT	Oregon	1966-71, 73

29	Bernard Jackson	DB	Washington State	1977-80
68	Larron Jackson	G	Missouri	1971-74
78	Larry Jackson	DE	Texas A&M	1995
80	Mark Jackson	WR	Purdue	1986-92
87	Richard Jackson	DE	Southern	1967-72
25/28	Roger Jackson	DB	Bethune-Cookman	1982-85, 1987
57	Tom Jackson	LB	Louisville	1973-86
52	Frank Jackunas	C	Detroit	1963
50	Ray Jacobs	LB	North Carolina	1994-95
83	Ray Jacobs	DT	Howard Payne	1963-66
20	Tory James	CB	Louisiana State	1996-97



70	Charlie Janerette	DT	Penn State	1964-65
26	Tom Janik	DB/P	Texas A&I	1963-64
43	Pete Jaquess	DB	Eastern New Mexico	1967-70
81/82	Patrick Jeffers	WR	Virginia	1996-97
30	Jim Jensen	RB	Iowa	1977, 1979-80
81	William Jessup	E	Southern California	1960
51	Eugene Jeter	LB	Arkansas AM&N	1965-67
3	William (Billy) Joe	FB	Villanova	1963-64
86	Barry Johnson	WR	Maryland	1991
86	Butch Johnson	WR	Cal-Riverside	1984-85
12	Charley Johnson	QB	New Mexico State	1972-75
66	Chuck Johnson	T	Texas	1992-93
25	Darius Johnson	CB	Oklahoma	1996-97
21	Earl Johnson	DB	South Carolina	1987
87	Jason Johnson	WR	Illinois State	1988
89	Reggie Johnson	TE	Florida State	1991-93
82	Vance Johnson	WR	Arizona	1985-93, 1995
95	Tim Joiner	LB	Louisiana State	1987
26	Calvin Jones	CB	Washington	1973-76
53	Danté Jones	LB	Oklahoma	1995
69	David Jones	OL	Texas	1987
20	Darryl Jones	DB	Georgia	1987
72	Ernest Jones	DE	Oregon	1996-97
35	Henry Jones	RB	Grambling	1969
93	James Jones	DT	Northern Iowa	1995
80	Jimmy Jones	WR	Wisconsin	1968
	K.C. Jones	C	Miami, Fla.	(IR) 1997
32	Leonard Jones	DB	Texas State	1987
31	Rondell Jones	S	North Carolina	1993-96
75	Rulon Jones	DE	Utah State	1980-88
	Selwyn Jones	CB	Colorado State	(IR) 1997
77	Tony Jones	T	Western Carolina	1997
31	Victor Jones	RB	Louisiana State	1992
54/85	Larry Jordan	E/LB	Youngstown	1962, 1964
83	Donald G. Joyce	E	Tulane	1962
66	Jim Juriga	T/G	Illinois	1988-90

K

55	John Kacherski	LB	Ohio State	1992
59	Larry Kaminski	C	Purdue	1966-73
72	Bob Kampa	DT	California	1974
12	Ken Karcher	QB	Tulane	1987-88
3	Rich Karlis	K	Cincinnati	1982-88
72	Keith Kartz	C-T	California	1987-94
88	Clarence Kay	TE	Georgia	1984-92
61	Bill Keating	DT	Michigan	1966-67
32	Mike Kellogg	FB	Santa Clara	1966-67
86/87	Pat Kelly	TE	Syracuse	1988-89
68	Crawford Ker	G	Florida	1991
32	Jon Keyworth	RB	Colorado	1974-80
33	Jim Kiick	RB	Wyoming	1976-77
80/82	Tony Kimbrough	WR	Jackson State	1993-94
81	Todd Kinchen	WR	Louisiana State	1996
70	Donald W. King	E	Kentucky	1960
84	Vince Kinney	WR	Maryland	1978-79
97	Bruce Klostermann	LB	South Dakota State	1987-89
16	Jeff Knappe	QB	Northern Colorado	1980
99	Shawn Knight	NT	Brigham Young	1988
56	Mike Knox	LB	Nebraska	1987
73	Robert E. Konovsky	E	Wisconsin	1961
71	Greg Kragen	NT	Utah State	1985-93
86	Jim Krieg	WR	Washington	1972
12	Gary Kroner	K	Wisconsin	1965-67
52	Ray Kubala	C	Texas A&M	1964-67
8	Gary Kubiak	QB	Texas A&M	1983-91
52	Frank W. Kuchta	C	Notre Dame	1960
22	Aaron Kyle	DB	Wyoming	1980-82

L

40	Ron Lamb	FB	South Carolina	1968
51/76	Gordon Lambert	LB	Tennessee-Martin	1968-69
50	Pat Lamberti, Jr.	LB	Richmond	1961



BRONCOS ALL-TIME ROSTER, CONT.

33	Gene Lang	RB	Louisiana State	1984-87
21	Le-Lo Lang	CB	Washington	1990-93
67/76	Ken Lanier	T	Florida State	1981-92, 94
80	Dan LaRose	DE	Missouri	1966
77	Carl James Larpenter	G	Texas	1960-61
87	Bill Larson	TE	Colorado State	1980
45	Bill Laskey	LB	Michigan	1973-74
73	Isaac T. Lassiter	E	St. Augustine	1962-64
75	Kit Lathrop	DE	Arizona State	1979
72	Don Latimer	DT	Miami, Fla.	1978-83
10	Jim Leclair	QB	C.W. Post	1967-68
53	Roger LeClerc	C	Trinity (Conn.)	1967
15	Jacky Lee	QB	Cincinnati	1964-65
68	Larry Lee	C/G	UCLA	1987
81	Max Leetzow	DE	Idaho	1965-66
54	Mike Lemon	LB	Kansas	1975
28	Jack Lentz	S	Holy Cross	1967-68
26	Darrell Lester	FB	McNeese State	1965-66
20/41	Greg Lewis	RB	Washington	1991-92
48	Herman Lewis	DE	Virginia Union	1968
8	Jeff Lewis	QB	Northern Arizona	1996-97
22	Tony Lilly	S	Florida	1984-87
33	Hub Lindsey	HB	Wyoming	1968
14	Pete Liske	QB	Penn State	1969-70
44	Floyd Little	HB	Syracuse	1967-75
74	Bill Lobenstein	DL	Wisconsin-Whitewater	1987
89	Kerry Locklin	TE	New Mexico State	1987
97	Mike Lodish	DT	UCLA	1995-97
89	Dave Logan	WR	Colorado	1984
31	Derek Loville	RB	Oregon	1997
58/59	Tim Lucas	LB	California	1987-93
21	Tommy Luke	LB	Mississippi	1968
22	Fran Lynch	HB	Hofstra	1967-76
37	Anthony Lynn	RB	Texas Tech	1993, 1997
61	Tom Lyons	G	Georgia	1971-76
41	Rob Lytle	TE/RB	Michigan	1977-83

M

52	Dan MacDonald	LB	Idaho State	1987
8	Tommy Maddox	QB	UCLA	1992-93
78	Don Maggs	G/T	Tulane	1993-94
33	Ernest G. (Pete) Mangum	LB	Mississippi	1960
83	Wade Manning	WR	Ohio State	1981-82
66	Brisson Manor	DE	Arkansas	1977-84
50	Bobby Maples	C	Baylor	1972-78
86	Arthur Marshall	WR	Georgia	1992-93
43	Charles E. Marshall	HB	Oregon State	1962
29	Warren Marshall	RB	James Madison	1987
47	Paul Martha	S	Pittsburgh	1970
83/85	Rick Massie	WR	Kentucky	1987-88
81	Billy Masters	TE	Louisiana State	1970-74
73	Pat Matson	G	Oregon	1966-67
55	Archie Matsos	LB	Michigan State	1966
76/77	Jack Mattox	T	Fresno State	1961-62
55	Marv Matuszak	LB	Tulsa	1964
74	Andy Maurer	T	Oregon	1977
14	Dean May	QB	Louisville	1987
56	Ray May	LB	Southern California	1973-75
87	Ed McCaffrey	WR	Stanford	1995-97
40	Brendan McCarthy	FB	Boston College	1968-69
10/11	John McCormick	QB	Massachusetts	1963, 65-66, 68
96	Jake McCullough	DE	Massachusetts	1989-90
67	Robert V. McCullough	G	Colorado	1962-65
33	Lawrence McCutcheon	RB	Colorado State	1980
54	Ed (Wahoo) McDaniel	LB	Oklahoma	1961-63
82	Orlando McDaniel	WR	Louisiana State	1982
68	Reggie McElroy	G/T	West Texas State	1995-96
64	Lewis B. (Bud) McFadin	DT	Texas	1960-63
47	John McGeever	DB	Auburn	1962-65



89	Keli McGregor	TE	Colorado State	1985
16	Monte McGuire	QB	Texas Tech	1987
58	Bill McKoy	LB	Purdue	1970-72
26	Tim McKyer	CB	Texas-Arlington	1997
68	Ron McLean	DL	Cal State Fullerton	1987
45	James R. McMillin	DB	Colorado State	1960-62, 1964-65
41	Robert McNamara	HB	Minnesota	1960-61
77/97	Karl Mecklenburg	LB/DE	Minnesota	1983-94
61	Bob Meeks	C	Auburn	1992-94
64	Jon Melander	G	Minnesota	1993-94
59	Mark Merrill	LB	Minnesota	1981-82
46/87	Bobby Micho	RB/TE	Texas	1986-87
22	Glyn Milburn	RB	Stanford	1993-95
17	Hugh Millen	QB	Washington	1994-95
83	Anthony Miller	WR	Tennessee	1994-96
52	Jeff Mills	LB	Nebraska	1990-93
21	Eugene Mingo	HB/K	No college	1960-64
71	Claudie Minor	T	San Diego State	1974-82
20	Tommy Earl Minter	HB	Baylor	1962
67	Dean Miraldi	T	Utah	1985
75	Rex Mirich	DE	Northern Arizona	1967-69
49	Alvin Mitchell	S/WR	Morgan State	1970
27	Charlie Mitchell	HB	Washington	1963-67
41	Leroy Mitchell	CB	Texas Southern	1971-73
51	John Mobley	LB	Kutztown	1996-97
89	Orson Mobley	TE	Salem College (W.V.)	1986-90
22	Alton Montgomery	S/CB	Houston	1990-92
78	Marv Montgomery	T	Southern California	1971-76
21	Randy Montgomery	CB	Weber State	1971-73
52	Mike Montler	C	Colorado	1977
2	Alex Moore	HB	Norfolk State	1968
87	Bob Moore	TE	Stanford	1978
78	Leroy Moore	DE	Fort Valley State	1964-65
76	Randy Moore	DT	Arizona State	1976
12	Shawn Moore	QB	Virginia	1991-93
86	Emery Moorehead	WR/RB	Colorado	1980
7	Craig Morton	QB	California	1977-82
25	Haven Moses	WR	San Diego State	1972-81
85	John Mosier	TE	Kansas	1971
86	Bobby Moten	TE	Bishop College	1968
51	Marc Munford	LB	Nebraska	1987-90
57	Mark Murray	LB	Florida	1991
14	Bill Musgrave	QB	Oregon	1995-96
29	Wilbur Myers	S	Delta State	1983
39	Jesse Myles	RB	Louisiana State	1983-84
54	Chip Myrtle	LB	Maryland	1967-72

N

58	Rob Nairne	LB	Oregon State	1977-80
66	Tom Nalen	C	Boston College	1994-97
84	Ricky Nattiel	WR	Florida	1987-92
62	Dan Neil	C/G	Texas	1997
80	Ron Nery	E	Wisconsin	1963
76	Tom Neville	*T	Mississippi State	1978
51	Lee (Mike) Nichols	C	Arkansas A&M	1960-61
43	John Nocera	LB	Iowa	1963
68	Tom Nomina	T	Miami (Ohio)	1963-65
38	Ben Norman	RB	Colorado State	1980
1/4	Chris Norman	P	South Carolina	1984-86
15	Philip H. Nugent	HB	Tulane	1961

O

27	Tom Oberg	S	Portland State	1968-69
88	Riley Odoms	TE	Houston	1972-83
42	Muhammad Oliver	DB	Oregon	1992
58	Phil Olsen	C	Utah State	1975-76
76	Harold Olson	T	Clemson	1963-64
0	John Olszewski	FB	California	1962
66	Jim O'Malley	LB	Notre Dame	1973-75
91	Willie Oshodin	DE	Villanova	1993-95

BRONCOS ALL-TIME ROSTER, CONT.

P

23	Chris Pane	DB	Chico State	1976-79
56	Don Parish	LB	Stanford	1972
60	Ernie Park	G	McMurray College	1967
60	Charlie Parker	G	Southern Mississippi	1965
1	Daren Parker	P	South Carolina	1992
74	Scott Parrish	T	Utah State	1976
24	Rick Parros	RB	Utah State	1981-84
12	Al Pastrana	QB	Maryland	1969-70
88	Russell Payne	TE	Appalachian State	1987
71	Jack Peavey	OL	Troy State	1987
12	Craig Penrose	QB	San Diego State	1976-79
71	James W. Perkins	T	Colorado	1962-64
33/35	Lonnie Perrin	RB	Illinois	1976-78
60	Gerald Perry	G/T	Southern University	1988-90
95	Michael Dean Perry	DT	Clemson	1995-97
33	Robert Perryman	FB	Michigan	1991-92
77	Anton Peters	T	Florida	1963
26	Lyle Pickens	DB	Colorado	1987
48	John Pitts	S	Arizona State	1973-75
82	Dave Pivec	TE	Notre Dame	1969
38	Bruce Plummer	DB	Mississippi State	1987-88, 1990
22	Bobby Ply	DB	Baylor	1967
21	Randy Polt	DB	Stanford	1975-77
47	David Poole	DB	Carson-Newman	1993
34	Nathan Poole	RB	Louisville	1982-83, 1985, 1987
31	Kerry Porter	RB	Washington State	1990
23	Dickie Post	RB	Houston	1971
91	Warren Powers	DE	Maryland	1989-91
88	Eugene Prebola	E	Boston University	1961-63
23	Steve Preece	S	Oregon State	1972
46	Dave Preston	HB	Bowling Green	1978-83
11	Luke Prestridge	P	Baylor	1979-83
56	James Price	LB	Auburn	1964
25	Errol Prisby	DB	Cincinnati	1967
81	Mike Pritchard	WR	Colorado	1994-95
93	Trevor Pryce	DT	Clemson	1997
83	John J. Pyeatt	HB	No college	1960

Q

26	Frank Quayle	RB	Virginia	1969
----	--------------	----	----------	------

R

78	Bruce Radford	DE	Grambling	1979
10	Steve Ramsey	QB	North Texas State	1971-76
	Leo T. Reed	T	Colorado State	1961
32	Tony Reed	RB	Colorado	1981
74	Dan Remsberg	T	Abilene Christian	1986-87
40	Randy Rich	DB	New Mexico	1977
43	Bob Richardson	DB	UCLA	1966
99	David Richie	DT	Washington	1997
	Frank Richter	LB	Georgia	1967-69
26	Larry Riley	DB	Salem College (W.V.)	1977
38	Reggie Rivers	RB	Southwest Texas State	1991-96
59	Joe Rizzo	LB	Merchant Marines	1974-80
48	Randy Robbins	DB	Arizona	1984-91
36	Frank Robinson	CB	Boise State	1992-93
94	Jeff Robinson	DE	Idaho	1993-96
95	Jeroy Robinson	LB	Texas A&M	1990
17	Matt Robinson	QB	Georgia	1980
77	Alden Roche	DE	Southern University	1970
4	Ruben Rodriguez	P	Arizona	1992
68	William E. Roehnelt	LB	Bradley	1961-62
73	Stan Rogers	T	Maryland	1975
35	David S. Rolle	FB	Oklahoma	1960-61
53	Bill Romanowski	LB	Boston College	1996-97
42	Albert Romine	HB	Florence State	1960
81	Barry Rose	WR	Wisconsin-Stevens Point	1993

30	Oliver Ross	RB	Alabama A&M	1973-75
11	Tobin Rote	QB	Rice	1966
16	Tom Rouen	P	Colorado	1993-97
33	Justin D. Rowland	HB	Texas Christian	1962
46	John Rowser	DB	Michigan	1974-76
11	T.J. Rubley	QB	Tulsa	1996
40	Martin Rudolph	DB	Arizona	1987
57	Mike Ruether	C	Texas	1988-89
58	Steve Russ	LB	Air Force	1997
39	Darryl Russell	DB	Appalachian State	1987
85	Derek Russell	WR	Arkansas	1991-94
42	Leonard Russell	RB	Arizona State	1994
50	Jim Ryan	LB	William and Mary	1979-88
80	Tom Rychlec	E	American International	1963

S

26	George Saines	S	Michigan State	1970-72
74	Harvey Salem	T	California	1991
84	Clint Sampson	WR	San Diego State	1983-86
55	Glenell Sanders	LB	Louisiana Tech	1994
83	John Sawyer	TE	Southern Mississippi	1983-84
54	Ron Sbranti	LB	Utah State	1966
82	Robert Scarpitto	WR/P	Notre Dame	1962-67
67	Carl Schaukowitz	G	Penn State	1975
67	Steve Schindler	G	Boston College	1977-78
69	Mark Schlereth	G	Idaho	1995-97
64	Mike Schnitker	G	Colorado	1969-74
74	Bill Schultz	T	Southern California	1995
84/86	John Schultz	WR	Maryland	1976-78
45	Lew Scott	DB	Oregon State	1966
76	Kirk Scrafford	T	Montana	1993-94
35	James H. Sears	H B	Southern California	1960-61
21	Goldie Sellers	DB	Grambling	1966-67
45	Jeff Severson	DB	Long Beach State	1975
30	Steve Sewell	RB/WR	Oklahoma	1985-92
65	Don Shackelford	G	Pacific	1964
75	Rick Sharp	T	Washington	1972
81/84	Shannon Sharpe	WR	Savannah State	1990-97
17	George H. Shaw	QB	Oregon	1962
45	Richard Shelton	CB	Liberty	1989
84	Rod Sherman	WR	Southern California	1972
88	Mike Sherrard	WR	UCLA	1996
75	Roger T. Shoals	T	Maryland	1971
63	Laval Short	DT	Colorado	1980
80	Jerry Simmons	WR	Bethune-Cookman	1971-74
51	Leon Simmons	LB	Grambling	1963
51	Mike Simone	LB	Stanford	1972-74
67	Jack M. Simpson	LB	Mississippi	1961
45	John Sklopan	HB	Southern Mississippi	1963
7/14	Milton (Mickey) Slaughter	QB	Louisiana Tech	1963-66
39	Tom Smiley	RB	Lamar Tech	1969
56	Aaron Smith	LB	Utah State	1984
55	Art Smith	LB	Hawaii	1980
26	Ben Smith	CB	Georgia	1994
20	Daniel Eugene Smith	HB	Northeast Oklahoma	1961
49	Dennis Smith	S	Southern California	1981-94
42	Detron Smith	FB	Texas A&M	1996-97
14	Don Smith	G	Florida A&M	1967
75	Ed Smith	DE	Colorado College	1973-75
28	Elliott Smith	CB	Alcorn A&M	1990
72	Harold Smith	T	UCLA	1960
	Hugh B. Smith	E	Kansas	1962
47	James Smith	S	Utah State	1969
57	Matt Smith	LB	West Virginia	1987
65	Monte Smith	G	North Dakota	1989
90	Neil Smith	DE	Nebraska	1997
70	Paul Smith	DT/DE	New Mexico	1968-78
45	Perry Smith	DB	Colorado State	1980-81
80	Rod Smith	WR	Missouri Southern	1995-97
32	Sammie Smith	RB	Florida State	1992
71	Willie Smith	G	Michigan	1960
84	Matt Snorton	TE	Michigan State	1964

BRONCOS ALL-TIME ROSTER, CONT.

70	Brian Sochia	NT/DE	Northwestern Oklahoma State	1991-92
39	Roland Solomon	CB	Utah	1981
51	Henry Sorrell	LB	Chattanooga	1967
78	Rich Stachowski	DE/NT	California	1983
62	Jerry N. Stalcup	LB	Wisconsin	1961-62
85	Tim Stallworth	WR	Washington State	1990
14	Scott Stankavage	QB	North Carolina	1984, 1986
46	Bruce Starling	HB	Florida	1963
23	Larry Steele	P	Santa Rosa	1974
19	Fred Steinfert	K	Boston College	1979-81
36	James E. Stinnette	FB/LB	Oregon State	1961-62
21	Jesse Stokes	DB	Corpus Christi	1968
34	Don E. Stone	FB	Arkansas	1961-64
82	Otto Stowe	WR	Iowa State	1974
22	Robert J. Stransky	HB	Colorado	1960
63	David Strickland	T/G	Memphis State	1960
41	Deon Strother	RB	Southern California	1994
70	Dave Studdard	T	Texas	1979-88
72	Jerry G. Sturm	C/T/G	Illinois	1961-66
60	Nick Subis	G/C	San Diego State	1991
50	John Sullins	LB	Alabama	1992
46	Don Summers	TE	Boise State	1984-85
85	Jim Summers	DB	Michigan State	1967
25	Charles Swann	WR/DB	Indiana State	1994
80	Shane Swanson	WR	Nebraska	1987
74	Harry Swayne	T	Rutgers	1997
49	Neal Sweeney	FL	Tulsa	1967
51	Bob Swenson	LB	California	1975-79, 1981-83
23	Gene Sykes	DB	Louisiana State	1967
94	Jim Szymanski	DE	Michigan State	1990-91

T

64	Ralph Tamm	G/C	West Chester	1995-96
98	Maa Tanuvasa	DE	Hawaii	1995-97
65	George Tarasovic	DE	Louisiana State	1967
41	Jerry L. Tarr	E	Oregon	1962
95	Alphonso Taylor	DT	Temple	1993
81	Kitrick Taylor	WR	Washington State	1993
87	Lionel T. Taylor	E	New Mexico Highlands	1960-66
13	Steve Tensi	QB	Florida State	1967-70
84	Jim Thibert	LB	Toledo	1965
32	Calvin Thomas	RB	Illinois	1988
48	Earlie Thomas	DB	Colorado State	1975
26	Eric Thomas	CB	Tulane	1995
26	J. T. Thomas	S	Florida State	1982
82	Zach Thomas	WR/PR	South Carolina State	1983-84
53	Anthony Thompson	LB	East Carolina	1990
61	Arland Thompson	G	Baylor	1980
36	Bill Thompson	DB	Maryland State	1969-81
76	Broderick Thompson	T	Kansas	1995-96
77	Jim Thompson	DT	Southern Illinois	1965
4	Robert Thompson	WR	Youngstown State	1987
87	Cedric Tillman	WR	Alcorn State	1992-94
51	Dave Tobey	LB	Oregon	1968
61	Andre Townsend	DE/NT	Mississippi	1984-90
54/94	Keith Traylor	LB	Central State (Okla.)	1991-92, 1997
20	Jerry Traynham	HB	Southern California	1961
9	David Treadwell	K	Clemson	1989-92
37	Steve Trimble	DB	Maryland	1981-83
18	Frank Tripucka	QB	Notre Dame	1960-63
91	Jeff Tupper	DL	Oklahoma	1987
55	Godwin Turk	LB	Southern	1976-78
35	Clem Turner	RB	Cincinnati	1970-72
15	Jim Turner	K	Utah State	1971-79
23	Maurice Tyler	S	Morgan State	1973-74
72	Richard Tyson	G	Tulsa	1967

U

67	Keith Uecker	T	Auburn	1982-83
80	Rick Upchurch	WR	Minnesota	1975-83
50	Olen Underwood	LB	Texas	1971

V

42	Bill Van Heusen	WR/P	Maryland	1968-76
61	Bob Vaughan	G	Mississippi	1968
32	Tony Veland	S	Nebraska	1997
86	Chris Verhulst	TE	Chico State	1990
65	Lloyd Voss	T	Nebraska	1972

W

37	Bob Wade	CB	Morgan State	1970
30	Clarence Walker	HB	Southern Illinois	1963
96	Kenny Walker	DE	Nebraska	1991-92
59	Brett Wallerstedt	LB	Arizona State	1994
56	Dave Washington	LB	Alcorn A&M	1971
56	Dave Washington	E	Southern California	1968
84	Gene Washington	WR	Michigan State	1973
48	Lionel Washington	CB	Tulane	1995-96
98	Ted Washington	NT	Louisville	1994
81	Steve Watson	WR	Temple	1979-87
14	Norris Weese	QB	Mississippi	1976-79
40	Ted Wegert	FB	No college	1960
13	Jack Weil	P	Wyoming	1986
29	Bill West	CB	Tennessee State	1972
40/42	Charlie West	DB	Texas-El Paso	1978-79
20	Willie West	DB	Oregon	1964
89	Max Wettstein	E	Florida State	1966
83	Jim Whalen	TE	Boston College	1970-71
89	Andre White	TE	Florida A&M	1967
78	Jim White	DE	Colorado State	1976
79	Dave Widell	C/G	Boston College	1990-94
67	Doug Widell	G	Boston College	1989-92
47	Gerald Willhite	RB	San Jose State	1982-88
91	Alfred Williams	DE	Colorado	1996-97
90	Dan Williams	DE	Toledo	1993-96
	Harold Williams	HB	Miami (Ohio)	1961
29	Wandy Williams	RB	Hofstra	1969-70
85	Jeff Wilner	TE	Wesleyan (Conn.)	1995
48	Nemiah Wilson	DB	Grambling	1965-67
91	Troy Wilson	DE	Pittsburg State	1995
88	Sir Mawn Wilson	WR	Syracuse	1997
45	Steve Wilson	CB	Howard	1982-88
23	Sammy Winder	RB	Southern Mississippi	1982-90
55	Bryant Winn	LB	Houston	1987
16	Dick Wood	QB	Auburn	1962
52	Ken Woodard	LB	Tuskegee Institute	1982-86
99	Ray Woodard	DE	Texas	1987
85	Chris Woods	WR	Auburn	1989
58	Jack Work	DB	Denver	1960
87	James Earl Wright	HB	Memphis State	1964
35/87	Jim Wright	TE	Texas Christian	1980-85
42	Lonnie Wright	DB	Colorado State	1966-67
20	Louis Wright	CB	San Jose State	1975-86
57/92	Dave Wyman	LB	Stanford	1993-95

Y

76	William G. Yelverton	E	Mississippi	1960
65	Joseph A. Young	E	Arizona	1960-61
83	Michael Young	WR	UCLA	1989-92
60	Robert Young	G	Howard Payne	1966-70

Z

46	Bob Zeman	DB	Wisconsin	1962-63
65	Gary Zimmerman	T	Oregon	1993-97

BRONCOS ALL-TIME ROSTER, CONT.

NUMBER OF PLAYERS PER SCHOOL

- 25 — Colorado
 17 — Oregon
 16 — Southern California, Wisconsin
 15 — Colorado State, Louisiana State, Texas
 14 — Maryland, UCLA
 13 — Nebraska, Washington
 12 — Arizona, Georgia, Stanford
 11 — Boston College, Utah State
 10 — Houston
 9 — Baylor, California, Florida State, Michigan, Michigan State, Mississippi, San Diego State, Texas A&M, Tulane
 8 — Auburn, Florida A&M, Notre Dame
 7 — Arizona State, Clemson, Florida, Ohio State, Oklahoma
 6 — Grambling, Illinois, Kansas, Memphis, Miami (Fla.), Minnesota, Oregon State, Penn State, San Jose State, Southern Mississippi
 5 — Arkansas, Brigham Young, Cincinnati, Idaho, Pittsburgh, Purdue, Southern, Tulsa, Washington State, Wyoming
 4 — Alcorn State, Hawaii, Louisville, Nevada-Las Vegas, North Carolina, South Carolina, Toledo, Utah, Virginia, Virginia Tech, Wichita State
 3 — Alabama, Bethune-Cookman, Duke, Georgia Tech, Iowa, Louisiana Tech, Mississippi State, Missouri, Morgan State, New Mexico, Northern Arizona, Pacific, Syracuse, Temple, Tennessee, Texas Christian, Texas Southern, West Virginia
 2 — Abilene Christian, Appalachian State, Boise State, Boston Univ., Bradley, Cal State Fullerton, Chico State, C.W. Post, Fresno State, Hofstra, Howard Payne, Kansas State, Kentucky, Liberty, Long Beach State, McNeese State, Miami (Ohio), Montana, Montana State, New Hampshire, New Mexico State, North Carolina State, North Dakota, North Texas State, Pittsburg State, Richmond, Salem College, South Carolina State, Southern Illinois, Southwest Texas State, Tennessee State, Texas A&I, Texas-Arlington, Texas-El Paso, Texas Tech, Villanova, Weber State, West Texas State, William & Mary, Youngstown State
 1 — Adams State, Air Force Academy, Alabama A&M, Allen, American International, Angelo State, Arkansas A&M, Arkansas AM&N, Arkansas State, Ball State, Bishop College, Bowling Green, Carson-Newman, Central Michigan, Central State (Okla.), Chattanooga, Cheyney State, Colorado College, Compton JC, Corpus Christi, Delaware, Delaware State, Delta State, Denver, Detroit, East Carolina, Eastern Michigan, Eastern Montana, East New Mexico, El Camino JC, Elizabeth City State, Elon, Emporia, Evangel, Findlay, Florence State, Fort Valley, Heidelberg, Henderson State, Holy Cross, Howard, Humboldt, Idaho State, Indiana State, Iowa State, Jackson State, James Madison, Kansas City, Kutztown, Lamar Tech, Maine, Marshall, Maryland State, Massachusetts, McMurray College, Merchant Marines, Missouri Southern, Morris Brown, New Mexico Highlands, Norfolk, North Carolina A&T, North Carolina Central, North Dakota State, Northeast Louisiana, Northeast Oklahoma, Northern Colorado, Northern Iowa, Northwest Louisiana, Northwest Oklahoma State, Oklahoma State, Omaha, Pennsylvania, Plymouth State, Portland State, Rice, Rutgers, St. Augustine, San Fernando Valley, San Fernando State, Santa Clara, Santa Rosa, Savannah State, South Dakota State, Springfield, Sul Ross State, Tennessee-Martin, Texas State, Trinity (Conn.), Troy State, Tuskegee, UC Riverside, UC Santa Barbara, Virginia Union, Wake Forest, Wayne State, Wesleyan (Conn.), West Chester, Western Carolina, Western Illinois, Wisconsin-Stevens Point, Wisconsin-Whitewater, Xavier, Yankton.

Seven players did not attend college.

SERVICE

- 15 YEARS — John Elway 1983-97
 14 YEARS — Tom Jackson 1973-86; Dennis Smith 1981-94.
 13 YEARS — Barney Chavous 1973-85; Paul Howard 1973-75, 1977-86; Ken Lanier 1981-92, '94; Bill Thompson 1969-81.
 12 YEARS — Billy Bryan 1977-88; Rubin Carter 1975-86; Karl Mecklenburg 1983-94; Riley Odoms 1972-83; Louis Wright 1975-86.
 11 YEARS — Simon Fletcher 1985-95; Steve Foley 1976-86; Paul Smith 1968-78.
 10 YEARS — Tyrone Braxton 1987-93; Randy Gradisher 1974-83; Vance Johnson 1985-93, '95; Fran Lynch 1967-78; Haven Moses 1972-81; Jim Ryan 1979-88; Dave Studdard 1979-88.
 9 YEARS — Steve Atwater 1989-97; Keith Bishop 1980, 1982-89; '95-97; Mike Current 1967-75; Rick Dennison 1982-90; Mike Harden 1980-88; Rulon Jones 1980-88; Clarence Kay 1984-92; Greg Kragen 1985-93; Gary Kubiak 1983-91; Floyd Little 1967-75; Claudie Minor 1974-82; Jim Turner 1971-79; Rick Upchurch 1975-83; Billy Van Heusen 1968-76; Steve Watson 1979-87; Sammy Winder 1982-90.
 8 YEARS — Lyle Alzado 1971-78; Otis Armstrong 1973-80; Tom Glassic 1976-83; Glenn Hyde 1976-81; Larry Kaminski 1966-73; Keith Kartz 1987-94; Brison Manor 1977-84; Randy Robbins 1984-91; Steve Sewell 1985-92; Shannon Sharpe 1990-97; Bob Swenson 1975-79; 1981-83.
 7 YEARS — Al Denson 1964-70; Pete Duranko 1967-70, 1972-74; Ron Egloff 1977-83; Larry Evans 1976-82; Goose Gosnolin 1960-66; John Grant 1973-79; Charles Greer 1968-74; Mike Horan 1986-92; Jerry Inman 1966-71; Mark Jackson 1986-92; Rich Karlis 1982-88; Jon Keyworth 1973-79; Tim Lucas 1987-93; Rob Lytle 1977-83; Bobby Maples 1972-78; Joe Rizzo 1974-80; Lionel Taylor 1960-66; Andre Townsend 1984-90; Gerald Willhite 1982-88; Steve Wilson 1982-88.
 6 YEARS — Sam Brunelli 1966-71; Michael Brooks 1987-92; Ken Criter 1969-74; Eldon Danonhauer 1960-65; George Goeddeke 1967-72; Richard Jackson 1967-72; Don Latimer 1978-83; Tommy Lyons 1971-76; Marv Montgomery 1971-76; Craig Morton 1977-82; Chip Myrtle 1967-72; Dave Preston 1978-83; Steve Ramsey 1971-76; Reggie Rivers 1991-96; Bob Scarpitto 1962-67; Mike Schnitker 1969-74; Jerry Sturm 1961-66.

BRONCOS ALL-TIME NUMERICAL ROSTER

All-Time Numerical Roster Notes

*Every jersey number has been worn at least once in franchise history.

Numbers Worn Just Once

#0	John Olszewski	FB	62
5	Brad Daluiso	K	92
9	David Treadwell	K	89-92
18	Frank Tripucka	QB	60-63

Players Who Have Worn Two Numbers

Chris Norman	P	# 1, 4
Cookie Gilchrist	RB	2, 30
Mickey Slaughter	QB	7, 14
John McCormick	QB	10, 11
John Hufnagel	QB	14, 16
Kevin Clark	DB	20, 27
Greg Lewis	RB	20, 41
Gerry Bussell	DB	21, 22
Roger Jackson	DB	25, 28
Wendell Hayes	HB	29, 33
Lonnie Perrin	RB	33, 35
Charlie West	DB	40, 42
Bobby Micho	RB	46, 87
Jim Fraser	LB	51, 55
Gordon Lambert	LB	51, 76
Randy Gradisher	LB	52, 53
Ken Criter	LB	53, 78
Keith Traylor	LB/DT	54, 94
Jay Bachman	C	56, 65
Walter Highsmith	C	56, 85
Dave Wyman	LB	57, 92
Tim Lucas	LB	58, 59
Glenn Hyde	G	65, 67
Larry Cox	DT	66, 77
Ken Lanier	T	67, 76
Gordon Holz	DT	73, 74
Jack Mattox	T	76, 77
Winford Hood	G	74, 78
Jack Mattox	T	76, 77
Karl Mecklenburg	LB	77, 87
Tony Kimbrough	WR	80, 82
Patrick Jeffers	WR	81, 82
Shannon Sharpe	WR	81, 84
Melvin Bonner	WR	82, 83
Rick Massie	WR	83, 85
John Schultz	WR	84, 86
Pat Kelly	TE	86, 87

BRONCOS ALL-TIME NUMERICAL ROSTER, 1960-97

0	John Olszewski	FB	1962
1	Jason Elam	K	1993-97
	Daren Parker	P	1992
	Chris Norman	P	1984-85
2	Will Furrer	QB	1994
	Mike Horan	P	1986-92
	Alax Moore	RB	1968
	Joe DiVito	QB	1968
	Bob Humphreys	K	1967-68
	Cookie Gilchrist	FB	1965
3	Scott Bentley	K	1997
	Rich Karlis	K	1982-88
	Bobby Howfield	K	1968-70
	Billy Joe	FB	1963-64

4	Ruben Rodriguez	P	1992
	Chris Norman	P	1986
	Robert Thompson	WR	1987
	Rick Duncan	K	1967
5	Brad Daluiso	K	1992
6	Bubby Brister	QB	1997
	Ralph Giacommaro	P	1987
7	John Elway	QB	1983-97
	Craig Morton	QB	1977-82
	Mickey Slaughter	QB	1963-66
8	Jeff Lewis	QB	1996-97
	Tommy Maddox	QB	1992-93
	Gary Kubiak	QB	1983-91
9	David Treadwell	K	1989-92
10	Mark Herrmann	QB	1981-82
	Bucky Ditts	P	1977-78
	Steve Ramsey	QB	1971-76
	Jim Leclair	QB	1967-68
	John McCormick	QB	1963, 1965-66
11	T.J. Rubley	QB	1996
	Luke Prestridge	P	1979-83
	Bobby Anderson	HB	1970-73
	Tobin Rote	QB	1966
	John McCormick	QB	1968
12	Shawn Moore	QB	1992-93
	Ken Karcher	QB	1987-88
	Craig Penrose	QB	1976-79
	Charley Johnson	QB	1972-75
	Al Pastrana	QB	1969-70
	Gary Kroner	K	1965-67
13	Jack Weil	P	1986
	Don Horn	QB	1971-72
	Steve Tensi	QB	1967-70
14	Bill Musgrave	QB	1995-96
	Dean May	QB	1987
	Scott Stankavage	QB	1984, 1986
	Norris Weese	QB	1976-79
	John Hufnagel	QB	1974
	Pete Liske	QB	1969-70
	Mickey Slaughter	QB	1963-66
	Don Smith	G	1967
	George Hunter Enis	QB	1962
	Skip Doyle	HB	1960
15	Mike Clendenen	K	1987
	Jim Turner	K	1971-79
	Marlin Briscoe	QB	1968
	Max Chobolian	QB	1966
	Jacky Lee	QB	1964-65
	Philip Nugent	HB	1961

BRONCOS ALL-TIME NUMERICAL ROSTER, CONT.

16				Dickie Post	RB	1971
Tom Rouen	P	1993-97		Drake Garrett	DB	1968-70
Monte McGuire	QB	1987		Gene Sykes	DB	1967
Jeff Knapple	QB	1980		Goose Gonsoulin	DB	1960-66
John Hufnagel	QB	1975		24		
Mike Ernst	QB	1972		Randy Fuller	CB	1994
Dick Wood	QB	1962		Wyman Henderson	CB	1989-91
George Herring	QB	1960-61		Tony Boddie	RB	1986-87
17				Rick Paros	RB	1981-84
Hugh Millen	QB	1994-95		Otis Armstrong	RB	1973-80
Steve DeBerg	QB	1981-83		Butch Byrd	DB	1971
Matt Robinson	QB	1980		Booker Edgersen	CB	1970
Scotty Glacken	QB	1966-67		Phil Brady	S	1969
George Shaw	QB	1962		Willie Brown	DB	1963-66
18				Donald Allen	FB	1960
Frank Tripucka	QB	1960-63		25		
19				Darius Johnson	CB	1996-97
Fred Steintort	K	1979-81		Charles Swann	DB	1994
Don Breau	QB	1963		Kip Corrington	S	1989-90
20				Roger Jackson	DB	1987
Tory James	CB	1996		Daniel Hunter	CB	1985-86
Greg Lewis	RB	1992		Haven Moses	WR	1972-81
Darryl Jones	DB	1987		Ted Allen	RB	1969
Kevin Clark	DB	1990-91		Errol Prisby	DB	1967
Louis Wright	CB	1975-86		26		
Charles Greer	DB	1968-74		Tim McKyer	CB	1997
Billy Ray Fletcher	E	1966		Eric Thomas	CB	1995
Willie West	DB	1964		Ben Smith	CB	1994
Tommy Minter	HB	1962		Chris Hale	DB	1993
Daniel E. Smith	HB	1961		Bobby Humphrey	RB	1989-91
Jerry Traynham	HB	1961		Lyle Pickens	DB	1987
Henry Bell	HB	1960		Chris Brewer	RB	1984
21				J.T. Thomas	DB	1982
Randy Hilliard	CB	1994-97		Larry Riley	DB	1977
Le-Lo Lang	CB	1990-93		Calvin Jones	CB	1973-76
Earl Johnson	DB	1987		George Saines	S	1970-72
Myron Dupree	CB	1983		Darrell Lester	FB	1965-66
Randy Polli	DB	1975-77		Tommy Janik	DB	1963-64
Randy Montgomery	CB	1971-73		Frank Quayle	RB	1969
Bobby Burnett	RB	1969		Don Coffey	E	1963
Tommy Luke	LB	1968		27		
Jesse Stokes	DB	1968		Steve Atwater	S	1989-97
Goldie Sellers	DB	1966-67		Kevin Clark	DB	1987-88
Gerry Bussell	DB	1965		Maurice Harvey	DB	1978, 80
Eugene Mingo	HB	1960-64		Tom Oberg	S	1968-69
22				Charlie Mitchell	HB	1963-67
Vaughn Hebron	RB	1996-97		28		
Glyn Milburn	RB	1993-95		Clifford Hicks	CB	1995
Alton Montgomery	S	1990-93		Butler By'not'e	RB	1994
Tony Lilly	S	1984-87		Gaston Green	RB	1991-92
Aaron Kyle	DB	1980-82		Elliot Smith	CB	1990
Steve Haggerty	DB	1975		Jeremiah Castille	CB	1987-88
Fran Lynch	HB	1967-76		Scott Caldwell	RB	1987
Bobby Ply	DB	1967		Roger Jackson	DB	1982-85
Gerry Bussell	DB	1965		Cornell Gordon	CB	1970-72
Elihu (Buddy) Allen	HB	1961		Jack Lentz	S	1967-68
David Ames	HB	1961		Abner Haynes	HB	1965-66
Bob Stransky	HB	1960		Billy Atkins	DB	1964
23				Bobby Gaiters	HB	1963
Darrien Gordon	CB	1997		29		
Ronnie Bradford	CB	1993-95		Howard Griffith	FB	1997
Sammy Winder	RB	1982-90		Aaron Craver	RB	1995-96
Chris Pane	DB	1976-79		Charles Dimry	CB	1991-93
Billy Hardee	CB	1976		Darren Carrington	DB	1989
Alfred Haywood	RB	1975		Warren Marshall	RB	1987
George Hoey	DB	1975		Wilbur Myers	S	1983
Larry Steele	P	1974		Bernard Jackson	DB	1977-80
Maurice Tyler	S	1973-74		Bill West	CB	1972
Steve Preece	S	1972		Wandy Williams	RB	1969-70
				Wendell Hayes	HB	1965

30				Kevin Guldry	CB	1988
Terrell Davis	RB	1995-97		Steve Fitzhugh	DB	1987
Steve Sewell	RB	1985-92		Steve Trimble	DB	1981-83
Jim Jensen	RB	1977, 1979-80		Bob Wade	CB	1970
Oliver Ross	RB	1973-75		38		
Cookie Gilchrist	FB	1963-65		Reggie Rivers	RB	1991-96
Hewitt Dixon	HB	1963		Bruce Plummer	DB	1987-88, 1990
Clarence Walker	HB			Ben Norman	RB	1980
31				39		
Derek Loville	RB	1997		Ray Crockett	CB	1994-97
Rondell Jones	S	1993-96		Robert Delpino	RB	1993
Victor Jones	RB	1992		Darryl Russell	DB	1987
Kerry Porter	RB	1990		Tommie Smiley	RB	1969
Mike Harden	CB	1980-88		Jesse Myles	RB	1983-84
Zachery Dixon	RB	1979		Roland Solomon	CB	1981
Mike Francowiak	RB	1975-76		40		
Bo Hickey	FB	1967		Darryl Hall	S	1993-94
32				Jeff Alexander	RB	1989, 1992
Tony Veland	S	1997		Martin Rudolph	DB	1987
Sammie Smith	RB	1992		Charlie West	DB	1978-79
Melvin Bratton	RB	1989-90		Randy Rich	DB	1977
Calvin Thomas	RB	1988		Jack Gehrke	WR	1971
Joe Dudek	RB	1987		Grady Cavness	CB	1969
Leonard Jones	DB	1987		Ron Lamb	FB	1968
Tony Reed	RB	1981		Brendon McCarthy	FB	1968-69
Jon Keyworth	RB	1974-80		Paul Carmichael	HB	1965
Dick Davis	RB	1970		Jay Dale Evans	HB	1961
Garrett Ford	FB	1968		Albert Carmichael	HB	1960-61
Mike Kellogg	FB	1966-67		Ted Wegert	FB	1960
33				41		
Dedrick Dodge	S	1997		Deon Strother	RB	1994
Rod Bernstine	RB	1993-95		Greg Lewis	RB	1991
Robert Perryman	FB	1991-92		Rob Lytle	RB	1977-83
Tony Dorsett	RB	1988-89		Leroy Mitchell	CB	1971-73
Gene Lang	RB	1984-87		Eric Crabtree	FL	1966-68
Lawrence McCutcheon	RB	1980		George Burrell	S	1969
Lonnie Perrin	RB	1976		Jerry Tarr	E	1962
Jim Klick	RB	1976-77		Bob McNamara	HB	1960-61
Joe Dawkins	RB	1971-73		42		
Willis Crenshaw	FB	1970		Detron Smith	FB	1996-97
Hub Lindsey	QB	1968		Leonard Russell	RB	1994
Wendell Hayes	HB	1966-67		Muhammad Oliver	CB	1992
Justin Rowland	HB	1962		Charlie West	DB	1978
Fred Bukaty	FB	1961		Billy Van Heusen	WR	1968-76
Pete Mangum	LB	1960		Lonnie Wright	DB	1966-67
34				Odell Barry	HB	1964-65
Tyrone Braxton	DB	1987-93, 1995-97		Al Frazier	HB	1961
Nathan Poole	RB	1982-83, 1985, 1987		Albert Romine	HB	1960
Gus Holloman	DB	1968-69		43		
Don Stone	FB	1961-64		Derrick Clark	RB	1994
Hardy Brown	LB	1960		Steve Foley	DB	1976-86
35				Lonnie Hepburn	CB	1974
John Granby	DB	1992		Pete Jaquess	DB	1967-70
Blake Ezor	RB	1990		Bob Richardson	DB	1966
Ken Bell	RB	1986-89		Charles Marshall	HB	1962
Larry Canada	FB	1978-79, 1981		John Nocera	CB	1963
Lonnie Perrin	RB	1977-78		Frank Bernardi	DB	1960
Clem Turner	RB	1970-72		44		
Henry Jones	RB	1969		Floyd Little	HB	1967-75
James Wright	HB	1964		Miller Farr	DB	1965
Richard Dickinson	FB	1962-63		45		
Jim Sears	HB	1961		Gary Downs	RB	1995
Dave Rolle	FB	1960		Richard Shelton	CB	1989
36				Steve Wilson	CB	1982-88
Frank Robinson	CB	1992-93		Perry Smith	DB	1980-81
Mark Haynes	CB	1986-89		Jeff Severson	DB	1975
Billy Thompson	DB	1969-81		Bill Laskey	LB	1973-75
Jim Stinnette	FB	1961-62		Tom Cassese	DB	1967
Red Brodnax	FB	1960		Lew Scott	DB	1966
37				Jim McMillin	DB	1964-65
Anthony Lynn	RB	1993, 1997		John Sklopan	HB	1963
Tim Hauck	S	1995-96				

BRONCOS ALL-TIME NUMERICAL ROSTER, CONT.

46					
Bobby Micho	RB	1986			
Bruce Starling	HB	1963			
Dave Preston	HB	1978-83			
John Rowser	DB	1974-76			
Terry Erwin	HB	1968			
Jim Summers	DB	1967			
John Griffin	HB	1964-66			
Norman Bass	DB	1964			
Bob Zeman	DB	1962-63			
Hardy Brown	LB	1960			
47					
David Poole	DB	1993			
Gerald Willhite	RB	1982-88			
George Atkinson	DB	1979			
Tony Harris	WR	1972			
Paul Martha	S	1970			
James Smith	S	1969			
John McGeevay	DB	1962-65			
48					
Lionel Washington	CB	1995-96			
Randy Robbins	DB	1984-91			
Earlie Thomas	DB	1975			
John Pitts	S	1973-75			
Dale Hackbart	S	1973			
Herman Lewis	DE	1968			
Nemiah Wilson	DB	1965-67			
49					
Dennis Smith	S	1981-94			
Alvin Mitchell	S/WR	1970			
Neal Sweeney	FL	1967			
Glenn Glass	DB	1966			
50					
Jon Hesse	LB	1997			
Ray Jacobs	LB	1994-95			
John Sullins	LB	1992			
Jim Ryan	LB	1979-88			
Bobby Maples	C	1972-78			
Olen Underwood	LB	1971			
Carl Cunningham	LB	1967-70			
Jerry Hopkins	LB	1963-66			
Pat Lambert, Jr.	E	1961			
51					
John Mobley	LB	1996-97			
Mike Croel	LB	1991-94			
Marc Munford	LB	1987-90			
Bob Swenson	LB	1975-79, 1981-83			
Mike Simone	LB	1972-74			
Bill Butler	LB	1970			
Tim Casey	LB	1969			
Gordon Lambert	LB	1969			
Dave Tobey	LB	1968			
Henry Sorrell	LB	1967			
Eugene Jeter	LB	1965-67			
Jim Fraser	LB	1964			
Leon Simmons	LB	1963			
Lee (Mike) Nichols	C	1960-61			
52					
Dave Garrett	LB	1995			
Richard Harvey	LB	1994			
Jeff Mills	LB	1990-93			
Ken Woodard	LB	1982-86			
Dan MacDonald	LB	1987			
Greg Bracelin	LB	1980			
Mike Montier	C	1977			
Randy Gradishar	LB	1974			
Ray Kubala	C	1964-67			
Frank Jackunas	C	1963			
James Barton	C	1961-62			
Frank Kuchta	C	1960			
53					
Bill Romanowski	LB	1996-97			
Danté Jones	LB	1995			
Anthony Thompson	LB	1990			
Randy Gradishar	LB	1975-83			
Ken Criter	LB	1971-74			
Roger LeClerc	C	1967			
Don Gulseth	LB	1966			
Tom Erlandson	LB	1962-65			
Bob Hudson	LB	1960-61			
54					
Britt Hager	LB	1995-96			
Mitch Donahue	LB	1993-94			
Keith Traylor	LB	1991-92			
Keith Bishop	C	1980, 1982-89			
Richard Baska	LB	1976-77			
Mike Lemon	LB	1975			
Ralph Cindrich	LB	1974			
Chip Myrtle	LB	1967-72			
Ron Sbranti	LB	1966			
Ed Cummings	LB	1965			
Larry Jordan	LB	1964			
Ed (Wahoo) McDaniel	LB	1961-63			
55					
Ken Brown	LB	1995			
Glenell Sanders	LB	1994			
John Kacherski	LB	1992			
Rick Dennison	LB	1982-90			
Bryant Winn	LB	1987			
Art Smith	LB	1980			
Ken Brown	C	1979			
Godwin Turk	LB	1976-78			
Pete Duranko	DE	1967-70, 1972-74			
Archie Matsos	LB	1966			
Marv Matuszak	LB	1964			
Jim Fraser	LB	1962-63			
56					
Keith Burns	LB	1994-97			
Michael Brooks	LB	1987-92			
Mike Knox	LB	1987			
Aaron Smith	LB	1984			
Larry Evans	LB	1976-82			
Ray May	LB	1973-75			
Don Parish	LB	1972			
Dave Washington	LB	1971			
Jay Bachman	C	1969-70			
Walter Highsmith	C	1968			
Dave Washington	E	1968			
Dave Behrman	C	1967			
John Bramlett	LB	1965-66			
Jim Price	LB	1964			
57					
Allen Aldridge	LB	1994-97			
Dave Wyma	LB	1993			
Mark Murray	LB	1991			
Ty Allert	LB	1990			
Mike Ruether	C	1988-89			
Matt Smith	LB	1987			
Tom Jackson	LB	1973-86			
Bob Geddes	LB	1972			
Fred Forsberg	LB	1968, 1970-73			
John Huard	LB	1967-69			
58					
Steve Russ	LB	1997			
Elijah Alexander	LB	1992-95			
Scott Curtis	LB	1989-90			
Tim Lucas	LB	1987			
Steve Busick	LB	1981-85			
Rob Nairne	LB	1977-80			
Phil Olsen	C	1975-76			
Tom Graham	LB	1973-74			

Bill McKoy	LB	1970-72	John Denvir	G	1962
Frank Richter	LB	1967-69	Joe Young	E	1960-61
Jack Work	LB	1960			
59					
Glenn Cadrez	LB	1995-97	Tom Nalen	C	1994-97
Brett Wallerstedt	LB	1994	Chuck Johnson	T	1992-93
Tim Lucas	LB	1987-93	Jim Juriga	T	1988-90
Kirk Dodge	LB	1987	Scott Garnett	NT	1984
Darren Comeaux	LB	1982-86	Brisan Manor	DE	1977-84
Mark Merrill	LB	1981-82	Jim O'Mally	LB	1973-75
Joe Rizzo	LB	1974-80	Bill Cottrell	G	1972
Larry Kaminski	C	1966-73	Larry Cox	DT	1966-67
			John Cash	E	1961-62
60					
Joe Burch	C	1994	Mark Campbell	DT	1996
Nick Subis	G	1991	Ken Lanier	T	1994
Gerald Perry	G	1988-90	Doug Widell	G	1989-92
Paul Howard	G	1973-75, 1977-86	John Ayers	G	1987
Bob Young	G	1966-70	Dean Miraldi	T	1985
Ernie Park	G	1966	Glenn Hyde	G	1984-85
Charlie Parker	G	1965	Keith Uecker	T	1982-83
Ken Adamson	G	1960-62	Steve Schindler	G	1977-78
			Carl Schaukowitz	G	1975
61					
Eric Floyd	G	1995	George Goeddeke	G	1967-72
Bob Meeks	G	1992-94	Robert McCullough	G	1962-65
Andre Townsend	DE	1984-90	Jack Simpson	LB	1961
Ariand Thompson	G	1980	John Hatley	T	1960
Tom Lyons	G	1971-76			
Bob Vaughan	G	1968	Reggie McElroy	T	1995-96
Bill Keating	DT	1968-67	Russell Freeman	T	1992-94
Charles Gavin	DE	1960-63	Crawford Ker	G	1991
			Brad Henke	DE	1989
62					
Dan Neil	C/G	1997	Larry Lee	C	1987
Jeff Davidson	G	1990-92	Rubin Carter	DT	1975-86
Mike Freeman	G	1984, 1986-87	Larron Jackson	G	1971-74
Tom Glassic	G	1976-83	Steve Alexakos	G	1970
Brian Goodman	G	1975	Sam Brunelli	G	1966
Jerry Inman	DT	1966-71	Tom Nomina	T	1963-65
Ernie Barnes	G	1963-64	Bill Roehneit	LB	1961-62
Jerry Stalcup	LB	1961-62	Gary Crane	LB	1969
Jim Elfrid	LB	1961	Ron McLean	DL	1967
Vaughn (Buddy) Alliston	LB	1960			
Jack Davis	T	1960			
63					
David Diaz-Infante	G/C	1996-97	Mark Schlereth	G	1995-97
Sean Farrell	G	1990-91	Darrell Hamilton	T	1989-91
Mark Cooper	G	1983-87	David Jones	OL	1987
Laval Short	DT	1980	Tony Colonito	NT	1986
Brian Grant	DE	1973-79			
Dave Costa	DT	1967-71	Jamie Brown	T	1995-97
Melwood Guy	G	1961-62	Brian Sochia	NT/DE	1991-92
Dave Strickland	G	1960	Dave Studdard	T	1979-88
			Paul Smith	DT	1968-78
			Charlie Janerette	DT	1964-65
			Donald King	E	1960
64					
Ralph Tamm	G/C	1995-96			
Jon Melander	G/T	1993-94	Greg Kragen	NT	1985-93
Scott Beavers	G	1990	Jack Peavey	OL	1987
Billy Bryan	C	1977-88	Claudia Minor	T	1974-82
Harvey Goodman	G	1976	Wallace Dickey	T	1968-69
Mike Schnitker	G	1969-74	Jim Perkins	T	1962-64
George Gaiser	T	1968	Art Hauser	T	1961
Sam Brunelli	G	1967	Willie Smith	G	1960
John Hohman	G	1965-66			
Bud McFadin	DT	1960-63			
65					
Gary Zimmerman	T	1993-97	Ernest Jones	DE	1996-97
Monte Smith	G	1989	Keith Kartz	C	1987-94
Walt Bowyer	DE	1983-84, 1987-88	Marshane Graves	T	1984
Glenn Hyde	G	1978-81	Don Latimer	DT	1978-83
LaFrancis Arnold	G/C	1974	Wayne Hammond	DT	1976
Lloyd Voss	T	1972	Bob Kampa	DT	1974
Jay Bachman	C	1968, 1970-71	Sam Brunelli	G	1968-71
Walter Highsmith	C	1969	Richard Tyson	G	1967
George Tarasovic	DE	1967	Jerry Sturm	C	1961-66
Don Shackelford	G	1964			

HISTORICAL HIGHLIGHTS

1959

AUGUST 14 — First American Football League organizational meeting held in Chicago. Denver, with Bob Howsam as its principal owner, named as a charter member along with New York, Dallas, Los Angeles, Minneapolis and Houston. **NOVEMBER 22** — First player selection draft held through 32 rounds. Denver's first pick is Roger LeClerc, center, Trinity. **DECEMBER 1** — Dean Griffing named general manager of the Broncos.

1960

JANUARY 1 — Frank Filchock named first head coach of the Broncos. **JANUARY 30** — Denver placed in AFL's western division with Dallas, Oakland and Los Angeles. **JULY** — First Bronco training camp opens at Colorado School of Mines. **SEPTEMBER 9** — After losing all five pre-season games, the Broncos become the first AFL victor when they defeat the Patriots in Boston in history's first AFL game, 13-10. Attendance — 21,597. **OCTOBER 2** — Broncos play first home game in Bears Stadium, defeat Oakland, 31-24, before crowd of 18,372. **DECEMBER** — Offensive End Lionel Taylor, Defensive Tackle Bud McFadin and Safety Goose Gonsoulin all named to first official all-AFL team.

1961

MAY 26 — Bob and Lee Howsam, original principal owners of the Broncos, sell their stock to a new syndicate headed by Cal Kunz and Gerry Phipps. **JUNE 1** — Cal Kunz named president and operating head of Empire Sports. **DECEMBER** — Lionel Taylor sets professional record with 100 pass receptions for season. Taylor and Bud McFadin named to all-AFL team. **DECEMBER** — Frank Filchock released as Broncos head coach.

1962

FEBRUARY 1 — Jack Faulkner hired as Broncos head coach. **JULY 1** — Dean Griffing released as Broncos general manager. Faulkner named to dual post as head coach and general manager. **JULY** — Public burning ceremony of Broncos' notorious vertically striped socks at Broncos' intra squad game. **DECEMBER** — Jack Faulkner named coach of the year in AFL. Gene Mingo set professional field goal record of 27 in a season. Eldon Danenhauer, Lionel Taylor, Goose Gonsoulin and Bob Zeman named to the official all-AFL team.

1963

DECEMBER — Billy Joe named AFL rookie of the year. Goose Gonsoulin only Bronco to make the all-AFL team. Lionel Taylor wins fourth straight pass receiving title.

1964

JANUARY — Broncos and Jets complete historic nine-player trade, largest ever made in the AFL, Broncos send Gene Prebola, Wahoo McDaniel, Gordy Holz and Bob Zeman to Jets for Dick Guesman, Ed Cooke, Charlie Janerette, Jim Price and Sid Fournet. **OCTOBER 4** — Jack Faulkner released as head coach. **OCTOBER 5** — Mac Speedie accepts appointment as interim head coach. **DECEMBER 12** — Mac Speedie named head coach. **DECEMBER** — Jim Fraser wins third straight punting title. Willie Brown named to all-AFL team.

1965

FEBRUARY 15 — Gerald and Allan Phipps purchase 52 percent of the stock of Empire Sports, thus giving them virtually 100 percent ownership and saving the Bronco franchise for Denver. **MARCH 5** — Record sale of 941 season tickets in one day. **APRIL 1** — Season ticket drive goal of 20,000 sales reached. Figure to reach 22,000 by May 1. **MAY 17** — Allan Phipps named president of Empire Sports, Inc. Gerry Phipps re-named Chairman of the Board. **MAY 29** — Jim Burris, Bears general manager, named executive vice-president of Empire Sports. **DECEMBER 12** — Lionel Taylor makes the 500th catch of his career in game against Boston to become the first AFL player to top this figure. **DECEMBER** — Tackle Eldon Danenhauer, Split End Lionel Taylor and Fullback Cookie Gilchrist named to the all-AFL team. Lionel Taylor wins fifth pass receiving crown and Abner Haynes — wins league kickoff return championship.

1966

JUNE 8 — Merger of American and National Leagues announced. **SEPTEMBER 19** — Ray Malavasi named Head Coach of the Broncos. **DECEMBER** — John Bramlett, Goose Gonsoulin, Bob Scarpitto and Jerry Sturm chosen to play in AFL All-Star contest in January. **DECEMBER 19** — Lou Saban signs a 10-year contract as General Manager and Head Coach of the Denver Broncos.

1967

MARCH 1 — Broncos move to new suburban executive offices with adjacent practice field and locker room facilities for both preseason and regular season training. **MARCH 17** — Metropolitan Denver voters turn down stadium bond issue, but Bronco fans immediately organize for fund raising drive to improve Bears Stadium and keep Broncos in Denver. **MAY 17** — Floyd Little, Denver's No. 1 draft choice, signs with Broncos. Little becomes the first No. 1 choice to sign with Denver in the history of the club. **AUGUST 5** — Broncos defeat Detroit Lions 13-7 in pre-season game at DU for AFL's first win over the NFL. **AUGUST 15** — Quarterback Steve Tensi acquired from San Diego for first round draft choices in both 1968 and 1969. **DECEMBER** — Floyd Little paces AFL in punt returning with a 16.9 average. Bob Scarpitto repeats as punt leader with a 44.9 norm. Flanker Al Denson selected All League in player balloting.

1968

JANUARY — Flanker Al Denson, defensive tackle Dave Costa, center Larry Kaminski and cornerback Nemiah Wilson participate in AFL All-Star game. Lou Saban and staff coach the West stars. **FEBRUARY** — Civic drive to raise \$1.8 million ends successfully and City of Denver receives stadium as a gift after purchase of the facility from Empire Sports, Inc. by non-profit group. Construction begins on 16,000 seat upper deck that will raise capacity to 50,000 for 1968 season. **SEPTEMBER 21** — Broncos move into new administrative building at 5700 Logan Street. **DECEMBER 14** — Bears Stadium is officially re-named Denver Mile High Stadium.

1969

JANUARY 19 — Dave Costa, Rich Jackson and Floyd Little participate in AFL All-Star Game in Jacksonville, Florida. **DECEMBER** — Floyd Little and Rich Jackson named to first team All League. **DECEMBER** — Bill Thompson (rookie) tops AFL list in punt and kickoff returns, the first player in NFL history to ever hold both titles.

1970

JANUARY 17 — Rich Jackson, Dave Costa, Floyd Little, Mike Current and George Goeddeke play in All-Star game on West team. **SEPTEMBER** — Season ticket sale hits record number of 43,584. **DECEMBER 20** — Floyd Little gains 44 yards to win American Conference rushing title with 901 yards. It was first rushing crown and first season Little played in all 14 games.

1971

JANUARY — Richard Jackson named to official National Football League all-star team. **JANUARY** — Richard Jackson and Floyd Little make starting lineups for American Conference in first AFC-NFC Pro Bowl game. **MAY 12** — Broncos stop sale of season tickets at record 47,500. **OCTOBER 24** — Denver coach Lou Saban and Broncos down Cleveland 27-0. It was first time Browns were shut-out since 1952. It was also to be Saban's last victory as Bronco coach. **NOVEMBER 17** — Lou Saban resigns as head coach of Broncos, a position he had held for five years. Offensive line coach Jerry Smith is named interim head coach. Saban, in December, resigns as General Manager to return to Buffalo Bills as head coach. **DECEMBER 19** — Floyd Little compiles 79 yards against Raiders in Oakland to finish as pro football's top runner with 1,133 yards. Little also becomes first Bronco to rush for more than 1,000 yards in a season.

1972

JANUARY 5 — John Ralston, successful head coach at Stanford, is announced as Denver's new head coach. He later adds the title of General Manager. **MARCH 16** — For the first time in the history of Denver professional football, there will be no public sale of season tickets, it is reported. Season ticket holders renewed 46,500 of the 47,500 available season tickets, and further exercised their option for 8,000 additional tickets. **APRIL 5** — Long-time Rocky Mountain Empire Sports employee Earl Hartman dies of cancer. Hartman was Treasurer of Empire Sports and Business Manager of the Broncos at the time of his death.

1973

MARCH 3 — Season ticket holders renew 47,800 of 48,000 season tickets to assure Denver again of having no public sale of season tickets. **OCTOBER 14** — Charley Johnson also becomes the 18th quarterback in pro football history to go over 20,000 yards lifetime as he connects for 214 yards plus three TDs to Haven Moses in a 48-20 win at Houston. **OCTOBER 22** — With "Orange Monday" banners waving, the Broncos perhaps play the most important game to date in the club's history against Oakland on national television. Denver comes back to knot the contest, 23-23, on a 35-yard field goal by Jim Turner. **NOVEMBER 25** — Denver defeats Kansas City, 14-10, to take over first place in the AFC West with three games to go. The win moves the Broncos to 6-3-2 — the six victories the second best mark ever for a Denver team to date. **DECEMBER 9** — Denver 42, San Diego 28! The Broncos are winners at last, as Denver clinches the team's seventh victory of the season, assuring the club of a winning year.

1974

JANUARY — Four Broncos — Floyd Little, Haven Moses, Riley Odoms and Paul Smith — are invited to play in the Pro Bowl. John Ralston is named AFC Coach of the Year for guiding Denver to its first winning season ever. Odoms is named All-Pro by NEA. **SEPTEMBER 10** — Denver voters pass a \$25 million bond issue to expand and improve Mile High Stadium to over 75,000 seats. The stadium was projected to be finished in time for the 1976 regular season. **SEPTEMBER 22** — The Broncos and the Pittsburgh Steelers play in the first regular season overtime game as a 35-35 score was present at the end of regulation play. Neither team scored in the sudden death period. **NOVEMBER 28** — Before a television audience estimated at 35 million, the Broncos riddle the Detroit Lions 31-27 on Denver's first Thanksgiving Day game in Detroit. **DECEMBER 8** — Denver assures itself of the team's second consecutive winning season and Otis Armstrong sets a single game rushing mark of 183 yards as the Broncos down Houston 37-14. **DECEMBER 15** — Otis Armstrong finishes the season with 1407 yards and the NFL rushing title becoming one of a half dozen players ever to average more than 100 yards per game in pro football.

1975

JANUARY — Otis Armstrong and Riley Odoms represent the Broncos in the annual Pro Bowl game in Miami, Fla. **FEBRUARY** — Expansion of Mile High Stadium begins, which will provide 63,500 capacity for the 1976 season and an ultimate capacity of 75,000 in 1977. **DECEMBER 14** — Floyd Little winds up his career as the seventh all-time rusher in the NFL with 6,323 yards.



HISTORICAL HIGHLIGHTS, CONT.

1976

JANUARY 26 — Tight end Riley Odoms and linebacker Randy Gradishar are the Broncos representatives in the Pro Bowl in New Orleans. **MARCH 28** — Quarterback Charley Johnson announces his retirement from the National Football League after a 15-year career. Johnson led the club to its first two winning seasons in 1973 and 1974. **JUNE 27** — Lyle Alzado is one of three finalists for the man of the Year Award and Rick Upchurch is honored as the American Conference Offensive Rookie of the Year by the NFL Players Association. **SEPTEMBER 26** — Rick Upchurch ties an NFL record by returning two punts for touchdowns in a 44-13 win over the visiting Cleveland Browns. **OCTOBER 24** — Rick Upchurch ties an NFL record with his fourth punt return touchdown of the season in a 35-26 win over Kansas City. **NOVEMBER 7** — With two field goals and six extra points, Jim Turner becomes the fifth player in pro football history to surpass 1,200 points. **NOVEMBER 14** — Denver shuts out San Diego, 17-0, marking first time the team has recorded two shutouts in one season. Denver had shut out the Chargers 26-0 Oct. 3. **DECEMBER 12** — The Broncos stop Chicago, 28-14, for the ninth win of the season, highest total in Denver history. Otis Armstrong rushes for 116 yards to reach 1,008 for the season, his second 1,000-yard in his career. **DECEMBER 18** — Fred Gehrke, long-time Bronco administrator, is named general manager.

1977

JANUARY 17 — Rick Upchurch and Otis Armstrong are the Bronco participants in the annual AFC-NFC Pro Bowl in Seattle. **JANUARY 31** — John Ralston resigns as Head Coach of the Denver Broncos. **FEBRUARY 1** — Robert (Red) Miller, a former Bronco assistant coach, is named as the team's eighth head coach. **JUNE 12** — Lyle Alzado is named winner of the National Football League Players Association's Byron (Whizzer) White Award as the group's Man of the Year. **OCTOBER 16** — Pushing their season record to 5-0, the Broncos use seven interceptions and a touchdown pass to kicker Jim Turner to trounce the defending world champion Oakland Raiders, 30-7. **NOVEMBER 27** — In a showdown of the two best records in the NFL, the Broncos get a 73-yard interception return for a touchdown by Tom Jackson to dump Baltimore, 27-13, and run their record to 10-1. **DECEMBER 4** — With a 24-14 win at Houston the Broncos clinch a playoff berth, first in the club's history. Later in the day, the Broncos clinch the AFC Western Division championship when the Raiders fall to the Los Angeles Rams. **DECEMBER 18** — The Broncos lose to Dallas in the regular season finale, 14-6, but post the best record in the history of the franchise, 12-2, tied with Dallas for the best in the NFL. **DECEMBER 24** — Before the largest crowd ever to watch a sporting event in the state of Colorado, 75,011, the Broncos stop the Pittsburgh Steelers in the first round of playoff action, 34-21.

1978

JANUARY 1 — In a hard-fought game at Mile High Stadium, the Broncos dethrone the Raiders, 20-17, for the AFC championship and a trip to the Super Bowl in New Orleans. **JANUARY 15** — Broncos fall to the Cowboys, 27-10, in the Super Bowl. **JANUARY 23** — Lyle Alzado, Randy Gradishar, Tom Jackson, Billy Thompson and Louis Wright represent the Broncos in the Pro Bowl, the largest Denver contingent in history. **MARCH** — Only 143 season tickets are not renewed, a new all-time low. **DECEMBER 3** — Broncos win by 21-6 score at Oakland, holding the Raiders without a touchdown for the second time in the season, and moving within one game of AFC West crown. **DECEMBER 10** — Denver downs Kansas City, 24-3, winning second straight division championship, as QB Craig Morton goes 19-for-22 with 16 straight completions, both second best all-time NFL marks. **DECEMBER 30** — Denver loses in the playoffs to eventual Super Bowl champion Pittsburgh Steelers, 33-10.

1979

JANUARY 29 — Broncos are represented by an all-time high of seven players in the NFL Pro Bowl, including Lyle Alzado, Randy Gradishar, Tom Jackson, Riley Odoms, Bill Thompson, Rick Upchurch, and Louis Wright. **MARCH** — Only 161 season tickets are not renewed, virtually assuring the Broncos of their tenth straight sellout season. **NOVEMBER 11** — Rick Upchurch becomes the all-time pro football record holder in career punt return yardage. He set the record vs. New England, surpassing the late Emlen Tunnell's total of 2,209 yards. **DECEMBER 17** — Denver clinches a playoff berth for the third straight year. **DECEMBER 23** — Denver loses in wild card playoff game at Houston, 13-7.

1980

JANUARY 27 — The Broncos are represented in the Pro Bowl game by Randy Gradishar, Tom Jackson, Rick Upchurch, and Louis Wright. **MARCH** — Only 146 season tickets are not renewed for 1980, virtually assuring the club of its 11th consecutive sellout campaign. **OCTOBER 5** — Randy Gradishar returns interception 93 yards for a touchdown vs. Cleveland, the longest such return in team history and the NFL's longest for 1980 season. **OCTOBER 13** — Fred Steinfert kicks 57-yard field goal, tying record for third-longest kick in NFL history.

1981

JANUARY — Fred Steinfert is named by Pro Football Weekly as that publication's Golden Toe Award winner for the 1980 season, having tied for the league lead with 26 field goals. **FEBRUARY 25** — Edgar F. Kaiser, Jr. is introduced as the new owner of the Denver Broncos, having purchased the club from principal owners Gerald H. Phipps and Allan R. Phipps. **MARCH 10** — Grady Alderman is named new General Manager and Dan Reeves is named as the new Head Coach. **MARCH** — The Broncos are sold out for their 12th consecutive season. **SEPTEMBER** — Craig Morton throws four touchdown passes in each of two consecutive games, vs. Baltimore and San Diego, a first in franchise history. Wide receiver Steve Watson ties a team record with three touchdown receptions against the Colts on September 20. **NOVEMBER 22** — Watson catches a touchdown pass at



Cincinnati to set a new team record with 13 TD catches in one season. **DECEMBER 20** — Watson gains 82 yards on receptions at Chicago, establishing a new Bronco single season mark with 1,244 reception yards. Individually, Morton set single season records for yards gained (3,213), yards passing (3,195), and average gain per play (8.37), while Watson led the AFC in reception yardage and in touchdown receptions (13).

1982

JANUARY 31 — The Broncos are represented in the Pro Bowl game by Randy Gradishar, Bob Swenson, Bill Thompson, and Steve Watson. **MARCH** — Only 49 season ticket accounts have not been renewed for 1982, virtually assuring the Broncos of their 13th consecutive sellout season in Mile High Stadium. **SEPTEMBER 21** — The NFL Players Association begins the first regular season strike in NFL history, resulting in the cancellation of games for eight consecutive weeks. **DECEMBER 3** — Hein Poulus is named Vice President and General Manager of the Broncos. **DECEMBER 19** — Rick Upchurch returns a punt 78 yards for a touchdown against Kansas City to tie the all-time pro football record of eight career touchdowns on punt returns.

1983

JANUARY 3 — Final NFL statistics show Rick Upchurch as the NFL's punt return leader with a 16.1 average and Luke Prestridge as the league's leading punter with a 45.0 mark. **FEBRUARY 6** — The Broncos are represented in the Pro Bowl game by Randy Gradishar, Luke Prestridge, and Rick Upchurch. **MARCH 15** — Only 89 season ticket accounts have not been renewed for 1983, virtually assuring the Broncos of their 14th consecutive sellout season in Mile High Stadium. **MAY 2** — In the biggest trade in franchise history, Denver acquires quarterback John Elway, the first player taken in the NFL draft, and signs him to a five-year contract. **DECEMBER 11** — Elway throws three fourth quarter touchdown passes to erase a 19-0 deficit and lead the Broncos to a 21-19 playoff-clinching win over Baltimore. This marks the fourth Bronco appearance in playoff competition. **DECEMBER 24** — Denver loses the wild card game at Seattle, 31-7.

1984

JANUARY 29 — Randy Gradishar makes his seventh Pro Bowl appearance. Louis Wright also was named to the AFC Pro Bowl team, but was unable to play because of a fractured finger. **MARCH** — Only 146 season ticket accounts have not been renewed for 1984, virtually assuring the Broncos of their 15th consecutive sellout season in Mile High Stadium. **MARCH 23** — Pat Bowlen is introduced as the new owner of the Denver Broncos, assuming the title of President and Chief Executive Officer. **NOVEMBER 18** — The Broncos beat Minnesota 42-21 for the club's 10th straight victory, a team record. John Elway tied a Denver record throwing five touchdown passes in the game. **DECEMBER 15** — Denver wins its 13th game of the season, the most in Bronco history, and captures the AFC West crown with a 31-14 win over Seattle. Sammy Winder finishes the season with 1,153 yards rushing, and Steve Watson gains 1,170 yards receiving — the first time Denver has had 1,000-yard performers in both categories in the same season. **DECEMBER 30** — Pittsburgh defeats Denver 24-17 in a divisional playoff game.

1985

JANUARY 27 — Sammy Winder represents the Broncos in the NFL Pro Bowl. **FEBRUARY 18** — Owner Pat Bowlen names John Beake as General Manager and Dan Reeves as Vice President of the club. **MARCH** — Only 82 season ticket accounts have not been renewed for the 1985 season, virtually assuring the Broncos of their 16th consecutive sellout season in Mile High Stadium. **DECEMBER 20** — Denver beats Seattle 27-24 to close out the season at 11-5. The Broncos set season records with total yards (5,496) and total points (380). John Elway, who threw for 432 yards against Seattle, set Denver records in total offense (4,144 yards) and passing yards (3,891) for the season, and Karl Mecklenburg's 13 quarterback sacks also set a new Bronco standard.

1986

FEBRUARY 2 — The Broncos are represented by four players in the Pro Bowl — Rulon Jones, Karl Mecklenburg, Dennis Smith, and Louis Wright. **FEBRUARY 26** — Owner Pat Bowlen holds ground breaking ceremonies for 60 luxury Penthouse Suites to be built atop Mile High Stadium's fifth level. **MARCH** — Only 127 season ticket accounts have not been renewed for the 1986 season, virtually assuring the Broncos of their 17th consecutive sellout season in Mile High Stadium. **OCTOBER 12** — Broncos post a 31-14 win over San Diego to equal best start in team history with 6-0 record. **DECEMBER 13** — Denver, which had clinched AFC Western Division title by virtue of a Seattle win over Los Angeles the previous Monday night, clinched home field advantage for first playoff game by defeating Washington, 31-30. **DECEMBER 20** — Broncos conclude regular season play with second straight 11-5 record. Thirty-five individual and team records were set by the Broncos in 1986. DE Rulon Jones was named the AFC Defensive Player of the Year by UPI, and LB Karl Mecklenburg was named the AFC Player of the Year by the Football News.

1987

JANUARY 4 — Broncos post a 22-17 playoff win over New England Patriots before 76,105, largest crowd ever to watch a Denver home game. **JANUARY 11** — Broncos post a thrilling, 23-20 overtime win over the Cleveland Browns to win the AFC championship and earn a trip to Super Bowl XXI. **JANUARY 18** — A crowd of over 63,000 attends a Mile High Stadium rally prior to team's departure for Pasadena. **JANUARY 25** — The Broncos lose to the New York Giants by a 39-20 score in Super Bowl XXI, a game watched by 101,063 at the Rose Bowl and played before a national television audience of 127,000,000. In addition, the game was televised live in 53 other nations. **JANUARY 26** — Over 100,000 fans welcome Broncos home in parade through downtown Denver. **FEBRUARY 1** — Six Broncos play in the Pro Bowl game, including Keith Bishop, John Elway, Rulon Jones, Karl Mecklenburg, Dennis Smith, and Sammy Winder. **MARCH** — Only 58 season ticket accounts have not been renewed for the 1987 season, virtually assuring the Broncos of their 18th consecutive sellout season in Mile High



HISTORICAL HIGHLIGHTS, CONT.

Stadium, longest sellout streak in the AFC and second longest in the NFL. **AUGUST 9** — The Broncos lose 28-27 to the Los Angeles Rams in American Bowl '87, a preseason game played in storied Wembley Stadium in London, England. **SEPTEMBER 22** — The NFL Players Association goes on strike, resulting in the cancellation of games for the weekend of Sept. 28. **OCTOBER 4** — Denver loses 40-10 to Houston in the first of three "replacement" games. **NOVEMBER 29** — Denver grabs a 31-17 win over San Diego in the 400th game for both franchises. The contest also marks Dan Reeves' 100th game as the Broncos' head coach. **DECEMBER 27** — The Broncos win their third AFC West title in four years after shutting out San Diego 24-0 in a blizzard. Denver finishes the season with a 10-4-1 record, the only team in the NFL to post eight 10-win seasons since 1977. Quarterback John Elway is named NFL Most Valuable Player by AP.

1988

JANUARY 10 — The Broncos advance to the AFC Championship Game with a 34-10 victory over Houston before 75,968 in Mile High Stadium. **JANUARY 17** — Denver becomes the first AFC team to win consecutive conference championships since Pittsburgh of 1978-79 by defeating Cleveland 38-33. The game garnered a 91 television share in the Denver area, believed to be an all-time national viewing high. **JANUARY 31** — The Broncos lose to Washington 42-10 in Super Bowl XXII in San Diego Jack Murphy Stadium. **FEBRUARY 6** — Three players represent Denver in the Pro Bowl Game, Keith Bishop, John Elway, and Karl Mecklenburg. **MARCH** — The Broncos are virtually assured of their 19th consecutive sellout campaign as just 91 season ticket accounts are not renewed for the 1988 campaign. **JUNE 3** — The Broncos acquire future Hall of Fame RB Tony Dorsett from the Dallas Cowboys in exchange for a future draft choice. The 1988 campaign will be Dorsett's 12th in pro football. **SEPTEMBER 26** — RB Tony Dorsett eclipses Jim Brown to become the second leading rusher in pro football history, trailing only Walter Payton. **DECEMBER 17** — The Broncos close out the season with a 21-10 win over New England and a disappointing 8-8 record, marking the end of Denver's two-year reign as AFC champions. QB John Elway concludes the season with 3,309 yards passing and 234 rushing to become the first player in football history to have four consecutive years with over 3,000 passing yards combined with over 200 rushing yards. Dorsett finishes the year second to Payton among football's all-time rushing leaders with 12,739 yards.

1989

JANUARY 29 — Punter Mike Horan is the Broncos' lone representative in the AFC-NFC Pro Bowl Game. **APRIL** — The Broncos conclude season ticket renewals and waiting list additions for 1989, virtually assuring the team of its 20th consecutive sellout campaign at Mile High Stadium. **NOVEMBER 26** — The Broncos clinch their third AFC West title in four seasons after a 41-14 victory at home against Seattle. **DECEMBER 16** — Denver wraps up home field advantage for the AFC Playoffs with 37-0 win at Phoenix.

1990

JANUARY 7 — The Broncos advance to the AFC Championship Game with a come-from-behind 24-23 win over Pittsburgh. **JANUARY 14** — The Broncos become the only AFC team to win three conference titles in the 1980s with a 37-21 victory over Cleveland in the AFC Championship Game. **JANUARY 28** — Denver loses 55-10 to San Francisco in Super Bowl XXIV in the New Orleans Superdome. **FEBRUARY 4** — Three players represent the Broncos in the Pro Bowl; Kicker David Treadwell, nose tackle Greg Kragen and safety Dennis Smith. Linebacker Karl Mecklenburg was selected to start in the game but could not participate because of a knee injury suffered in the Super Bowl. **FEBRUARY 26** — The National Football League announces that the Broncos will face Seattle in an Aug. 4 preseason game in Tokyo, Japan. **MARCH 5** — The Paul D. Bowlen Memorial Broncos Centre opens in southeast Denver, housing all of the team's office and training facilities. **AUGUST 5** — The Broncos defeat the Seattle Seahawks by a score of 10-7 in American Bowl '90, played before a sellout audience in the Tokyo Dome in Tokyo, Japan. The game marks Denver's second appearance in an international game, having played the Los Angeles Rams in London in a 1987 American Bowl contest. **NOVEMBER 22** — The Broncos drop a 40-27 game to the Detroit Lions in the Lions' annual Thanksgiving Day contest, marking Denver's fifth appearance in a Thanksgiving Day game, including four in Detroit and one in Denver (a 46-45 loss to the New York Titans in 1962). **DECEMBER 30** — Running back Bobby Humphrey finishes the season with 1,202 rushing yards, becoming one of just 10 backs to rush for over 1,000 yards in each of their first two NFL seasons. Mike Horan leads the entire NFL in punting (44.4) and in net punting average (38.9). The Broncos also boast the NFL's kickoff return leader in Kevin Clark who posts a 25.3 average.

1991

FEBRUARY 3 — Safeties Steve Atwater and Dennis Smith, along with running back Bobby Humphrey, appear in the AFC-NFC Pro Bowl game in Honolulu, Hawaii. It is the first appearance each for Atwater and Humphrey. **JULY 27** — The Broncos lose 14-3 to Detroit in the Hall of Fame Game played in Canton, Ohio. Former Broncos assistant coach Stan Jones is inducted into the Hall. **SEPTEMBER 1** — Denver records its biggest opening day win ever with a 45-14 pounding of Cincinnati. **DECEMBER 8** — A 17-7 win at Cleveland clinches a playoff berth for the Broncos. **DECEMBER 22** — Denver closes out the regular season at 12-4 and wins the AFC West title for the fifth time in eight years.

1992

JANUARY 4 — The Broncos overcome a 21-6 deficit to defeat Houston 26-24 in an AFC Divisional Playoff Game. The winning field goal was set up by a drive that began at the Denver two. The Broncos converted two fourth down plays to keep the possession alive. **JANUARY 12** — Despite a sterling effort by Denver's defense,



the Broncos fall 10-7 to Buffalo in the AFC Championship Game. The Bills' high-powered offense managed just 213 yards and 12 first downs in the game. **FEBRUARY 2** — Running back Gaston Green, linebacker Karl Mecklenburg, and safeties Steve Atwater and Dennis Smith represent the Broncos in the Pro Bowl. **MARCH** — The Broncos conclude season ticket renewals and waiting list additions for 1992, virtually assuring the franchise of its 23rd consecutive sellout season. Denver is also named a participant in America Bowl '92, to be played in Berlin. **AUGUST 15** — The Broncos lose to the Miami Dolphins, 31-27, in American Bowl '92 in Berlin's Olympic Stadium. **DECEMBER 28** — Denver Broncos President Pat Bowlen announces that the franchise will not renew the contract of Dan Reeves, thus creating a coaching vacancy in Denver for the first time since 1981. Reeves ends his Denver career with a record of 116-78-1.

1993

JANUARY 25 — Wade Phillips is hired as the 10th head coach in Bronco history, signing a three-year contract as head coach after four seasons as the Broncos' defensive coordinator. **MAY** — The Broncos conclude their season ticket sales, guaranteeing the 24th straight sellout campaign at Mile High Stadium. **DECEMBER** — Quarterback John Elway is named AFC Most Valuable Player (UPI, Kansas City 101 Club, Football News) after his best pro season, in which he led the AFC in rating (92.8), attempts (551), completions (348), completion percentage (63.2), touchdowns (25), and yards (4,030).

1994

JANUARY 9 — The Broncos return to the playoffs as a Wild Card team, dropping a 42-24 first round game to the Los Angeles Raiders at the Los Angeles Memorial Coliseum. The wild card playoff game marked Denver's ninth nationally televised game of the 1993 season, bringing the Broncos' eight-year total (1986-93) to 84 national television dates. **FEBRUARY 6** — The Broncos are represented in the AFC-NFC Pro Bowl game by quarterback John Elway, tight end Shannon Sharpe, linebacker Karl Mecklenburg, and safeties Steve Atwater and Dennis Smith. **MARCH** — The Broncos and Raiders are named to oppose each other in an American Bowl '94 Game in Barcelona. The Broncos thus join San Francisco as the only two teams to have been asked to represent the NFL in London, Tokyo, Berlin, and Barcelona. **MAY** — The Broncos conclude season ticket renewals and waiting list additions for 1994, leading to an anticipated 25th consecutive season of sellouts at Mile High Stadium.

1995

JANUARY 31 — Mike Shanahan is hired as the 11th head coach in Bronco history. Shanahan, a Denver assistant coach from 1984-87 and 1989-91, signed a seven-year contract as head coach after spending the previous three years in San Francisco where he served as offensive coordinator. **FEBRUARY 5** — The Broncos are represented in the annual AFC-NFC Pro Bowl by safety Steve Atwater, quarterback John Elway and offensive tackle Gary Zimmerman. Tight end Shannon Sharpe was also selected but did not play. **MARCH** — The Broncos are selected to face San Francisco in an American Bowl '95 Game in Tokyo, joining the 49ers and Dallas as the only NFL teams to participate in five American Bowl Games. **AUGUST 5** — The Broncos defeat San Francisco 24-10 in the American Bowl in Tokyo, Japan. **NOVEMBER 5** — John Elway passes for 256 yards in a 38-6 Broncos home win over Arizona to surpass the 40,000-yard passing plateau, just the seventh player in pro football history to accomplish that feat. **NOVEMBER 19** — KOA play-by-play announcer Larry Zimmer calls his 500th Broncos game as a member of the KOA broadcast team, as Denver defeats San Diego 30-27. **DECEMBER 10** — Broncos running back/kick returner Glyn Milburn tallies an NFL-record 404 all-purpose yards in a 31-27 loss to Seattle at Mile High Stadium. He surpassed Billy Cannon's previous record of 373 yards, set 35 years prior to the day (12/10/61). Milburn racked up 131 rushing yards, 45 receiving yards, 133 yards on kickoff returns and 95 yards on punt returns. **DECEMBER 24** — The Broncos close the season with a 31-28 win at Oakland, and establish franchise single-season records in seven different offensive categories: points scored (388), total yards (6,040), avg. gain per play (5.70), avg. gain per rush (4.53), touchdown passes (27, tie), passing yards (4,045) and first downs passing (205).

1996

FEBRUARY 4 — Denver is represented in the annual AFC-NFC Pro Bowl in Honolulu by safety Steve Atwater, kicker Jason Elam, running back/kick returner Glyn Milburn, wide receiver Anthony Miller and tight end Shannon Sharpe. Tackle Gary Zimmerman was selected but did not play because of injury. **OCTOBER 20** — Terrell Davis sets a franchise record with 194 rushing yards in a 45-34 win over the Baltimore Ravens. **DECEMBER 1** — The Broncos win the AFC West and clinch home-field advantage for the playoffs with a 34-7 win over Seattle. The win is also Denver's ninth straight, the second-longest streak in franchise history. **DECEMBER 15** — John Elway becomes the winningest quarterback in NFL history with a 24-19 defeat of Oakland, the 126th of his career. The win also secures a perfect 8-0 home record for the season, for just the second time in franchise history. **DECEMBER 22** — Elway becomes just the third player in NFL history to pass for over 45,000 yards in a career. Terrell Davis wins the AFC rushing crown with a franchise-record 1,538 yards, while also posting franchise bests in carries (345), rushing touchdowns (13) and total touchdowns (15). The team ties for the NFL's best record (13-3; tied for best in franchise history) and ranks first in the league in total offense and rushing offense, as well as fourth in total defense, including a No. 1 mark against the run. Franchise records are set for points scored (391), highest average gain per rush (4.5; tie with '95 team), fewest rushing yards allowed (1,331) and fewest rushing first downs allowed (67). **DECEMBER 26** — Terrell Davis is named NFL Offensive Player of the Year by the Associated Press, and joins three other Broncos as first-team All-Pro performers: Shannon Sharpe, Alfred Williams and Gary Zimmerman.

HISTORICAL HIGHLIGHTS, CONT.


1997

JANUARY 4 — Denver hosts its first playoff game since Jan. 4, 1992 as the Jacksonville Jaguars come to Mile High Stadium for an AFC Divisional Playoff contest. **FEBRUARY 2** — Denver is represented in the annual AFC-NFC Pro Bowl in Honolulu by safety Tyrone Braxton, running back Terrell Davis, defensive tackle Michael Dean Perry, linebacker Bill Romanowski, tight end Shannon Sharpe and defensive end Alfred Williams. Safety Steve Atwater, quarterback John Elway and tackle Gary Zimmerman are also selected but do not play in the game because of injury. **FEBRUARY 4** — The Broncos unveil new uniforms featuring the traditional Bronco orange with a navy blue, and a new helmet logo that features a powerful, dynamic Bronco. The helmet is blue, with the horse done in white with orange highlights. **MARCH** — The Broncos are selected to face Miami in an American Bowl '97 contest in Mexico City, Mexico. The appearance marks the Broncos' sixth in an American Bowl, tying the club with San Francisco for most in the NFL since American Bowl games began being played in 1985. **AUGUST 4** — Denver and Miami meet in Mexico City, Mexico, in an American Bowl '97 contest, won by the Dolphins, 38-19, at Estadio Guillermo Canedo. **SEPTEMBER 21** — Running back Terrell Davis sets a franchise record by rushing for 215 yards in a 38-20 win over Cincinnati at Mile High Stadium. He is named AFC Offensive Player of the Week, en route to an AFC Player of the Month award for September. **OCTOBER 6** — Denver defeats New England 34-13 in a Monday Night battle of the league's two remaining unbeaten teams, representing the furthest into a season that two undefeated teams have met on Monday Night Football. Linebacker John Mobley is named AFC Defensive Player of the Week in recognition of his 15-tackle effort that included an interception return for a touchdown. **OCTOBER 26** — The Broncos defeat the Bills 23-20 in overtime at Buffalo's Rich Stadium, a mere 15 hours after arriving in Buffalo, due to a severe snowstorm that dumped more than a foot of snow on the Denver area, with drifts piled several feet higher in some areas. The Broncos' chartered flight leaves Denver 10 hours late, at 8 p.m. (MT) Saturday, Oct. 25, after an ordeal that involves numerous players' vehicles being stranded in snow-drifts trying to reach the team buses at Broncos headquarters. Several players make their way to headquarters by way of snowmobiles after being picked up by citizens. **NOVEMBER 2** — John Elway sets two milestones and earns AFC Offensive Player of the Week honors on this day as the Broncos defeat Seattle 30-27 at Mile High Stadium. With 252 passing yards, Elway moves past Fran Tarkenton into second-place all-time in NFL passing yardage, and his 276 total yards make him just the third player in NFL history to top the 50,000-yard plateau. He will later be named NFL Offensive Player of the Month for November. **NOVEMBER 9** — Cornerback Darrien Gordon ties an NFL record by returning two punts for touchdowns in the same quarter, a feat previously accomplished just twice in NFL history. His scoring returns of 82 and 75 yards in the first quarter staked Denver to a 14-0 lead en route to a 34-0 defeat of Carolina. The two touchdown returns in a game also tie Rick Upchurch's franchise record, while his 168 punt return yards set a new franchise standard, as Gordon wins AFC Special Teams Player of the Week honors. **DECEMBER 21** — Denver closes its regular season with a 38-3 victory over San Diego to secure its second straight undefeated regular season at home, only the third NFL team to do so since the schedule expanded to 16 games in 1978. The Broncos set new franchise records by posting nine double-digit victories in one season and scoring more than 30 points in nine different games. **DECEMBER 27** — The Broncos defeat Jacksonville 42-17 in an AFC Wild Card Game at Mile High Stadium to record their first playoff victory since Jan. 4, 1992. In the game, Denver sets club postseason records for rushing yards (310), total yards (511), rushing attempts (49), points in a quarter (21; 4th quarter), total points (42), first downs (28), rushing first downs (18) and third-down efficiency (75%). Terrell Davis rushes for a club postseason record 184 yards, and is complemented by Derek Loville's 103 yards rushing, making Denver just the third team in NFL postseason history to post two 100-yard rushers in the same game. Denver's 40:59 of possession time and 310 rushing yards both rank as the fifth-highest totals ever in an NFL playoff game. Instrumental in the performance is the offensive line, which, as a unit, is named NFL Offensive Player of the Week. It marks just the second time in NFL history — and first in the postseason — that an Offensive Line is named Player of the Week.

1998

JANUARY 4 — Denver wins a road playoff game for only the second time in franchise history by defeating the Chiefs 14-10 in an AFC Divisional Playoff Game at Kansas City's Arrowhead Stadium. **JANUARY 11** — The Broncos win their fifth AFC Championship — and win on the road for the second straight week in the playoffs — by topping the Steelers 24-21 at Pittsburgh's Three Rivers Stadium. The win makes Denver just the fifth Wild Card team to advance to the Super Bowl since the Wild Card format was adopted in 1970. **JANUARY 25** — Denver claims its first World Championship with a 31-24 victory over defending champion Green Bay in Super Bowl XXXII at Qualcomm Stadium in San Diego. The Broncos become the first team from the American Football Conference in 14 years to win the Super Bowl, and only the second Wild Card team ever to do so. Running back Terrell Davis sets a Super Bowl record with three rushing touchdowns to claim the Pete Rozelle Award as the game's Most Valuable Player. Davis finishes with 157 yards rushing and ties the Super Bowl record for total touchdowns (3) and points scored (18). The game marks the first time in Super Bowl history that each team scored a touchdown on its first possession, and the Broncos become just the fourth team in Super Bowl history to score on each of their first three possessions. **JANUARY 27** — An estimated 650,000 fans gather in downtown Denver for a victory parade and rally to honor the World Champion Denver Broncos. The parade follows a route along 17th street, from Wynkoop to Broadway, and then along Broadway for several blocks before working its way to the steps of the Denver City and County Building, where a rally is held. Broncos owner Pat Bowlen, head coach Mike Shanahan, quarterback John Elway, running back Terrell Davis, Colorado Governor Roy Romer and Denver Mayor Wellington Webb address the sea of Broncos fans who pack the grounds in front of the stage, and Elway and Davis are honored with street signs bearing their names. **FEBRUARY 1** — The Broncos are represented in the annual AFC-NFC Pro Bowl in Honolulu by running back Terrell Davis, center Tom Nalen, tight end Shannon Sharpe and defensive end Neil Smith. Quarterback John Elway is also selected, but opts not to play in the game due to injury. **APRIL 22** — Colorado Governor Roy Romer signs into law SB 171, a bill authorizing voters to decide upon a ballot issue that would appropriate tax money to partially fund a new football stadium in Denver.

MISCELLANEOUS



Linebacker Bill Romanowski

DENVER BRONCOS IN THE COMMUNITY

DENVER BRONCOS CHARITIES FUND

Help Begins at Home

For more than 35 years, the Broncos have committed both financial support and the time of players, coaches and staff to the community in which we live and work. The establishment of the Denver Broncos Charities Fund (DBCF) in 1993 has enabled the team to extend its reach even further. Through the Fund the Broncos are able to raise and grant money to qualified non-profit organizations throughout the state of Colorado. Each dollar raised by the Fund is matched by the McCormick Tribune Foundation, greatly increasing the level of assistance provided to the non-profit sector.

The impact of DBCF is best demonstrated by its financial contributions. Since its inception, the Fund has granted 6.3 million dollars to charitable organizations in Denver and across the state. In 1997 alone, the Fund raised more than \$2.5 million.

DBCF focuses its support on three critical areas: programs designed to impact young people in the areas of education, athletics and life skills with efforts aimed at disadvantaged and at-risk youth, programs devoted to physically or mentally challenged individuals and programs for the hungry and homeless. Throughout the year, the Fund holds nearly 20 events with partners who work in one or more of these mission areas.



CHILDREN'S PROGRAMS

DCBF's efforts begin with those least able to help themselves — children. From programs that benefit youth who have been physically, sexually or emotionally abused to initiatives that promote health, fitness and teamwork, Fund partners are helping to provide a promising future for the young people of Colorado.

BRONCOS ACADEMY

Communities in Schools of Colorado (CISCO), DBCF, the Nike Corporation and Denver Public Schools work together to operate Broncos Academy — a "school within a school" for high-risk youth in Denver at East High School. Broncos Academy is one of more than 80 such programs across the nation to help kids turn away from violence and despair with counseling, health services, tutoring, employment and gang intervention.

Since the academy's inception in 1994, enrollment has grown from 23 students to more than 150. Broncos Academy provides a safe environment for high-risk teens free from gangs, violence and other factors that contribute to the dropout problem and teen crime. A team of caring professionals and volunteers from businesses and the community work to ensure that students attend school, increase academic success and meet individual and family needs. While the dropout rate across Denver Public Schools is more than 50%, Broncos Academy has seen less than three percent of its students leave.



Some award-winning Broncos Academy students get a special visit from a few players and the Vince Lombardi Trophy.

"LIGHT THE HOUSE" CAMPAIGN

The Denver Ronald McDonald House kicks off its annual "Light the House" campaign by lighting a structure on the east side of Mile High Stadium at the start of the holiday season. The campaign is a collaborative effort of Ronald McDonald House Charities, DBCF, KWGN-TV and the "Yes 2 Youth" Fund, which is also a fund of the McCormick Tribune Foundation.

The lighted structure is over 50 feet tall and depicts the outline of the Ronald McDonald House with a heart directly in the center. For each gift of \$5 or more, a bulb is lit in the structure in the donor's name. A portion of the proceeds benefit the Denver Ronald McDonald House, which provides temporary housing for families of ill or injured children who are being treated at Denver-area hospitals. The campaign raised more than \$250,000 in 1997.

THE CHILDREN'S MUSEUM OF DENVER

The Children's Museum of Denver has provided a vital service to the six-county Denver metropolitan area for 25 years, providing interactive learning experiences for young people. The Museum hosted 187,000 visitors in 1997 and had a membership of 1,700 families. DBCF is partnering with Children's Museum for the first time in 1998 to assist in repositioning the facility as an early childhood learning center and launching their new initiative, The Center for the Young Child.

The Fund will match proceeds generated by the Museum's 25th Birthday Gala in October. The change in focus to address a younger crowd — children ages birth to eight — will be reflected in the evening's "Spend a Night in Their Shoes" theme. The partnership should help raise the Museum's public profile and improve the image of the Children's Museum in the community.

PROGRAMS FOR THE DISABLED

DBCF also support programs devoted to physically or mentally challenged individuals. Football is a sport played by people with tremendous physical gifts — DBCF partners enable those without such gifts to still know the joy of athletic participation.

SPECIAL OLYMPICS

Special Olympics provides year-round training and athletic competition for children and adults with developmental disabilities. Broncos owner Pat Bowlen has served as honorary chairperson for DBCF's annual Hall of Fame dinner honoring the Special Olympians of the year since its inception in 1987. The event provides an opportunity to recognize the accomplishments of not only Special Olympics athletes, but also the volunteers and supporters who contribute their time, money and spirit to ensuring the success of Special Olympics and its programs.



Pat and Annabel Bowlen pose with honoree Jason Pratt at the 1998 Special Olympics Hall of Fame gala.

Colorado Special Olympics currently serves more than 3,700 athletes in 22 sports and six championships. But the impact of Special Olympics on its participants lasts far longer than the competitions themselves. A 1995 Yale University report stated that Special Olympics' athletes perform better at school, at work and at home the longer they participate in the program.



The Broncos have made the Wells Fargo Bank Cup an annual event that raises money for the National Sports Center for the Disabled, located at Winter Park Ski Area.

NATIONAL SPORTS CENTER FOR THE DISABLED/WELLS FARGO BANK CUP

The National Sports Center for the Disabled (NSCD) is another group that provides recreational opportunities for children and adults with disabilities and benefits from DBCF support. What started in 1970 as a one-time ski lesson for 23 amputee children from Denver has grown into the largest and most successful program of its kind in the world. Last year 2,800 people with a disability recorded 20,588 lessons in various NSCD programs.

DBCF helps host the annual Wells Fargo Bank Cup, a fund-raising ski event for NSCD. Broncos general manager John Beake first brought the two organizations together more than 20 years ago. Broncos alumni and cheerleaders have also historically played a prominent role in the event, skiing alongside pros, disabled athletes and sponsors.

COLORADO FAMILY CLASSIC

Successes of celebrity marathons in the early 1980s inspired the start of the Colorado Family Classic. Over the years, the event has become a favorite for both young and serious runners and has raised nearly \$400,000 for indigent care programs. Pat Bowlen serves as honorary chairman and runs in the event every year.

The St. Joseph Hospital Foundation uses the funds raised by the event to provide services such as acute illness intervention, teen childbirth preparation, home health visits and more for medically indigent and low income residents of the Denver area.

HUNGER AND HOMELESSNESS

The third key area of DBCF attention is hunger and homelessness. While people who suffer from these conditions are often difficult to find and assist, the work is no less vital.



Broncos staff members, as well as current and former players, have donated their time generously to make the annual Colorado Family Classic a hit with kids and a major fund-raiser for St. Joseph Hospital.

BRONCOS WIVES FOOD DRIVE

For sixteen years, Broncos fans have generously contributed to the Broncos Wives Food Drive. Wives of Broncos players and female staff members collect cash donations and non-perishable food items at Mile High Stadium before a home football game each year. Compa Food Ministries distributes the non-perishables to area food pantries, while cash donations are matched by DBCF and granted to Compa and Catholic Charities.

BRONCOS WIVES FASHION SHOW AND LUNCHEON

1998 marks the first year for the Broncos Wives Fashion Show and Luncheon — an extension of the food drive targeted at the corporate community. The two events are expected to raise more than \$100,000 in cash and 20 tons of non-perishable food for worthwhile causes across Colorado.

THE GATHERING PLACE

When the Gathering Place opened its doors in 1986, its purpose was to provide a safe haven during the day and to meet the basic needs of women and children who were seeking refuge from



Lisa McCaffrey accepts a donation for the Broncos Wives Food Drive from two fans who know how to beat the cold November weather at Mile High Stadium.

street harassment and the outside elements. DBCF partners with the Gathering Place to host the annual Brown Bag Benefit, which raised more than \$34,000 for the shelter in 1997.

The Gathering Place is Denver's only day shelter for homeless women and children. Each day between 150 and 200 women and children request day shelter, food and housing. Last year the Gathering Place handled more than 60,000 meals and nearly 17,000 food boxes along with visits from more than 29,000 women and 11,000 children.



Former Bronco Larry Brunson helps sell "Huddle Hankies" before a game to benefit Denver Broncos Charities Fund partner Supporters of Children.

PROJECT HOME

The Colorado Coalition for the Homeless (CCH) supports homeless families and children in Colorado through the Project Home fund-raising campaign. Project Home helps CCH assist families and individuals in improving their level of self-sufficiency while increasing public awareness of homeless issues.

Broncos wide receiver Ed McCaffrey serves as honorary chair for the annual campaign. In 1997, Project Home raised more than \$50,000 for CCH efforts, including transitional and permanent housing, medical and dental services and mental health counseling.

DBCF organizations can always use your support. To make a donation, simply write a check to "Denver Broncos Charities Fund" and mail it to:

Denver Broncos Charities Fund
13655 Broncos Parkway
Englewood, CO 80112

Donations are matched and granted back to a program within one of DBCF's three mission areas, making Colorado a better place for us all.

1998-99 DENVER BRONCOS CHARITIES FUND EVENTS AND PARTNERS

Wells Fargo Bank Cup — National Sports Center for the Disabled
First Down Hill — A Grassroots Aspen Experience
Colorado Academy Auction — Colorado Academy scholarships
Sungate Gala — Children's Advocacy and Resource Center
Hall of Fame Gala — Special Olympics
Capuchin Friars Gala — Capuchin Friars inner-city programs
Mike Shanahan Golf Classic — Fantasy Playground Project
Colorado Family Classic — St. Joseph Hospital Foundation
Billy Thompson Kiwanis Golf Tournament — Open Door Youth Gang Alternatives
Jazzercise Challenge — Family Tree
Alumni Reunion Weekend Golf Tournament — DBCF
Girls Night Out — Girls, Inc.
25th Anniversary Gala — Children's Museum
Western Fantasy — Volunteers of America
Brown Bag Benefit — The Gathering Place
Broncos Wives Food Drive — Compa Food Ministries/Catholic Charities
Sack 'Em Project — St. Anthony's Health Foundation
Light the House — Ronald McDonald House
Project Home — Colorado Coalition for the Homeless



THE DENVER BRONCOS CHEERLEADERS

Now in their sixth year, the Denver Broncos Cheerleaders are one of the newest squads in the National Football League, especially for an NFL franchise that is in its 39th year. The Broncos brought cheerleading back in 1993 after a 17-year absence and are proud of the work the squad does both on the field and in the community.

The Broncos Cheerleaders are chosen through auditions held each spring. This year, over 250 women tried out for the 26 available positions on the team. Auditions focus primarily on dance ability. However, appearance and personal attributes are also contributing factors.

Known for their distinctive Western uniforms, the Cheerleaders wear long leather chaps and jackets in the fall months, ski-wear for cold games and a more traditional cheerleading short leather skirt and vest in the summer months. The three uniform changes gives them flexibility with the ever-changing Colorado weather.

Each member of the Broncos Cheerleaders has an average of 14 years or more of dance experience. In addition, the team is comprised of athletes, students, mothers and businesswomen. For example, on this year's team there are five mothers, a law student, a CPA, a pilot and three women with master's degrees.

The Denver Broncos Cheerleaders are active in the Denver community, donating their time for appearances on behalf of a variety of non-profit organizations, including the Broncos Charities Fund. During the off-season the Cheerleaders spend many hours at an assortment of different promotions. In 1998 the Broncos Cheerleaders will have a calendar, poster and other merchandise for sale.

For more information on the Cheerleaders call (303) 649-0553, or look up their page on the official Denver Broncos website at www.DenverBroncos.com.



Teresa Schroeder
Director



Shelly True
Dance Coordinator



THUNDER — THE DENVER BRONCOS MASCOT

When the Denver Broncos take the field at Mile High Stadium, Thunder, the team's mascot, with rider Angela Moore, leads the charge.

Although Thunder's registered name is JB Kobask, he was given the "stage name" Thunder for his mascot duties. Thunder made his Mile High Stadium debut September 12, 1993 for the Broncos' victory over the San Diego Chargers.

The 15-year old, pure-bred Arabian stallion, provided by Magness Arabians of Fort Lupton, Colo., is in his fifth season with the Denver Broncos Football Club in 1998. In his first four seasons, Thunder has delighted the crowds and been a big hit with the children. He has also started a new tradition with the Broncos, holding an annual Christmas party for underprivileged kids of the Denver area.

"We are avid Bronco fans and felt that an Arabian stallion would be an appropriate mascot. We are thrilled to have this chance to show the general public that Arabians are athletic, intelligent and friendly animals," says Sharon Magness, administrator of Magness Arabians.

Thunder lives on a 350-acre ranch that serves as the training, showing, breeding and marketing center of Magness Arabians. Sharon Magness also owns and operates a ranch bearing the same name in Santa Ynez, Calif., which she ran jointly with her husband Bob until his death two years ago. The Denver Broncos family mourns the passing of a good friend, but is proud to continue the close relationship it has had with the Magness family over the years.

One constant in the switch from the pasture to the playing field is Thunder's rider, Angela Moore. Moore, the other half of the Denver Broncos mascot tandem, has been showing horses and competing in barrel racing most of her life. As assistant manager of Magness Arabians, Moore trains, assists with veterinary care and grooms the horses.

The 32-year old Fort Lupton resident's love of animals does not stop at horses. Moore has a B.S. degree in equine science with a second major in zoology from Colorado State University. Her goal is to go back to school and receive her master's degree and doctorate in zoology to begin field research in feline physiology.

Neither Thunder nor Moore is shy in front of crowds. Thunder is a champion show horse whose wins include the Hunter Pleasure Champion of the Wyoming Arabian Horse Association Show in 1993, Reserve Champion of the Pure Breed Western Pleasure at the Colorado State Fair in 1989 and first place in Pure Breed Western Pleasure at the Rocky Mountain Arabian Horse Show in 1989. Moore's honors include the Scottsdale top-10 for Hunter Pleasure and three-time Colorado Hunter Futurity.

Thunder is trained by Tom Hudson, manager/trainer of Magness Arabians and accomplished equestrian. Hudson shows horses in the top Arabian horse shows around the country, although not with Thunder — he has been taken off the horse-show circuit for his career in football.



Thunder — with rider Angela Moore — made his debut as the Broncos' mascot in 1994 and was an instant hit with fans in Mile High Stadium.

MILE HIGH STADIUM

Mile High Stadium, home of the Denver Broncos, has been filled for every regular season game since the beginning of the 1970 season, with the exception of two replacement games played during the 1987 player's strike (both games were sold out before the strike). The Broncos have sold out 211 consecutive non-strike regular season games, and with postseason contests the total reaches 222 over the 28-year period.

Expansion of the stadium, begun in 1975, was completed for the 1977 season to give the Broncos the seventh-largest home facility in the league (capacity 76,078).

Denver voters passed a \$25 million bond issue in 1974 to expand and improve the stadium from its capacity of 51,706 to 75,100. The stadium held 63,532 for the 1976 season, halfway through the project.

Bringing the stadium capacity to its present 76,273 in 1986 was the construction of the Penthouse Suites atop the west stands. There are 60 luxury suites that seat 14, 16 or 24 fans each, accessed by private elevators and fully serviced for every Bronco home game.

Making Mile High Stadium unique, however, is its movable east stands. The east stands move in a single section which, when fully extended, forms a horseshoe configuration for football. When the section is retracted, the stadium is in position for baseball.

The dynamics involved in the move are fascinating. First, bear in mind that the east stands section is a three-tiered structure, 535 feet long, 135 feet tall and 200 feet deep, weighing nearly nine million pounds. Second, the stands must be moved a distance of 145 feet.

How is it done? The answer, says DMJM-Phillips-Reister, the engineering-architectural firm in charge of the project, is water.

More than 90,000 square feet of runways serve as the operating surfaces over which the stands will move. Water is pumped onto the runways and form a .003 inch sheet upon which the stands rest. Hydraulic rams then push the stands forward at the rate of three feet per minute, making the move last somewhere around two hours.

Originally called Bears Stadium, the facility was built in 1948 for the Denver Bears of baseball's old Western League, with long range plans to utilize it for football as well. When Denver became a charter member of the American Football League in 1959, the south stands (8,100 seats) and portable east stands (9,616 seats) were added to give a capacity of 34,657 for football.

After Denver voters turned down a stadium bond issue to build an all-purpose metropolitan stadium in 1967, a non-profit group began a fund-raising drive with the goal of purchasing the stadium for the city.

In February of 1968, the group bought the stadium from Rocky Mountain Empire Sports for \$1.8 million and presented it to the city of Denver. A 16,000-seat upper deck was immediately constructed over the west stands, raising the capacity to over 50,000 for the 1968 season. In December of 1968, the stadium was renamed Denver Mile High Stadium.



BRONCOS' RADIO NETWORK



Dave Logan
Play-by-Play



Scott Hastings
Color Commentary

It's a Rocky Mountain tradition: 850 KOA and the Denver Broncos. For the 29th consecutive season, Denver's 50,000-watt station serves as the flagship for the Denver Broncos game broadcast network.

Dave Logan is in his second full season as voice of the World Champion Broncos, following seven years as a color analyst. Logan's background reads like an All-American dream: A Colorado native, he is one of two athletes (Dave Winfield) drafted by MLB, the NBA and the NFL. Logan chose the latter, starting for the Cleveland Browns from 1976-83, and ascending into the top 5 of virtually every receiving category in the franchise record books. He played his final season in Denver in 1984.

Since then, Logan has brought his love for sports and knowledge of the games to Colorado radio listeners as co-host of KOA's award-winning talk show, the Sports Zoo, weekdays from 3-7 p.m. He was named 1997 Broadcast Citizen of the Year in Colorado, following Colorado Sportscenter of the Year awards in 1992 and '93. Logan and Ron Zappolo co-host the weekly, in-season television show, "Broncos Huddle with Mike Shanahan," on KUSA-TV, and he is also the head football coach at Arvada (Colo.) West High School, leading his team to a state championship in 1997.

Scott Hastings joins Logan in the booth for his second year as color commentator, having proved himself a savvy and thorough analyst, complimenting Logan's play-by-play during the Broncos' World Championship season of 1997. An 11-year veteran of the National Basketball Association, Hastings was a member of the 1989-90 World Champion Detroit Pistons.

In addition to his co-hosting duties on KOA's Sports Zoo, Hastings provides NBA sideline reports for TNT and color analysis for Fox Sports Rocky Mountain, and is a former sports anchor on Denver's Channel 2 "Sports Tonight."

DENVER BRONCOS RADIO NETWORK • 1998 AFFILIATE STATIONS

COLORADO

Alamosa	KALQ	93.5 FM
Aspen	KNFO	106.1 FM
Colorado Springs	KVOR	1300 AM
Craig	KRAI	550 AM
Durango	KRSJ	100.5 FM
Fort Collins	KIIX	600 AM
Fort Morgan	KSIR	1010 AM
Frisco	KYSL	93.9 FM
Glenwood Springs	KMTS	99.1 FM
Granby	KRKY	930 AM
Grand Junction	KEKB	99.9 FM
Greeley	KFKA	1310 AM
Gunnison	KPKE	1490 FM
La Junta	KBZZ	1400 AM
Lamar	KLMR	93.3 FM
Montrose	KUBC	580 AM
Pueblo	KCSJ	590 AM
Rifle	KRGS	690 AM
Salida	KVRH	1340 AM
Steamboat Springs	KBCR	1230 AM
Sterling	KNNG	104.7 FM
Walsenburg	KSPK	102.3 FM

KANSAS

Garden City	KYBD	94.5 FM
-------------	------	---------

Goodland	KLOE	730 AM
----------	------	--------

Ulysses	KULY	1420 AM
---------	------	---------

MONTANA

Billings*	KGHL	790 AM
Bozeman*	KMMS	1450 AM
Butte*	KBOW	550 AM
Dillon*	KDBM	1490 AM
Glendive*	KDZN	96.5 FM
Kalispell*	KOFI	1180 AM
Livingston*	KPRK	1340 AM
Malta*	KMMR	100.1 FM
Miles City*	KMTA	1050 AM
Wolf Point*	KVCK	1450 AM

Colstrip Cable Radio*

NEBRASKA

Alliance	KCOW	1400 AM
Chadron	KCSH	610 AM
Kearney	KKPR	1460 AM
Lincoln	KLMS	1480 AM
North Platte	KOOQ	1410 AM
Ogallala	KOGA	99.7 FM
Scottsbluff	KNEB	960 AM

NEW MEXICO

Albuquerque	KNML	1050 AM
Farmington	KENN	1390 AM
Las Cruces	KGRT	570 AM
Portales	KSEL	1450 AM
Raton	KRTN	93.7 FM

OKLAHOMA

Norman	KNOR	1400 AM
--------	------	---------

SOUTH DAKOTA

Belle Fourche*	KBFS	1450 AM
----------------	------	---------

Rapid City	KOTA	1380 AM
------------	------	---------

UTAH

Blanding	KUTA	790 AM
Logan	KVNU	610 AM
Salt Lake City	KFNZ	1320 AM

WYOMING

Buffalo Springs*	KBBS	1450 AM
Casper	KTWG	1030 AM
Cheyenne	KGAB	650 AM
Cody*	KODI	1400 AM
Douglas*	KKTY	1470 AM
Gillette*	KIML	1270 AM
Green River*	KUGR	1490 AM
Kemmerer*	KMER	950 AM
Laramie	KOWB	1290 AM
Newcastle*	KASL	1240 AM
Newtontown*	KVOE	1450 AM
Sheridan*	KROE	930 AM
Wheatland*	KYCN	1340 AM
Worland*	KWOR	1340 AM

*Northern Sports Network

FINAL 1997 NFL STANDINGS

AMERICAN FOOTBALL CONFERENCE

Eastern Division

	W	L	T	Pct.	Pts.	OP
New England*	10	6	0	.625	369	289
Miami#	9	7	0	.563	339	327
N.Y. Jets	9	7	0	.563	348	287
Buffalo	6	10	0	.375	255	367
Indianapolis	3	13	0	.188	313	401

Central Division

	W	L	T	Pct.	Pts.	OP
Pittsburgh*	11	5	0	.688	372	307
Jacksonville#	11	5	0	.688	394	318
Tennessee	8	8	0	.500	333	310
Cincinnati	7	9	0	.438	355	405
Baltimore	6	9	1	.406	326	345

Western Division

	W	L	T	Pct.	Pts.	OP
Kansas City*	13	3	0	.813	375	232
Denver#	12	4	0	.750	472	287
Seattle	8	8	0	.500	365	362
Oakland	4	12	0	.250	324	419
San Diego	4	12	0	.250	266	425

NATIONAL FOOTBALL CONFERENCE

Eastern Division

	W	L	T	Pct.	Pts.	OP
N.Y. Giants*	10	5	1	.656	307	265
Washington	8	7	1	.531	327	289
Philadelphia	6	9	1	.406	317	372
Dallas	6	10	0	.375	304	314
Arizona	4	12	0	.250	283	379

Central Division

	W	L	T	Pct.	Pts.	OP
Green Bay*	13	3	0	.813	422	282
Tampa Bay#	10	6	0	.625	299	263
Detroit#	9	7	0	.563	379	306
Minnesota#	9	7	0	.563	354	359
Chicago	4	12	0	.250	263	421

Western Division

	W	L	T	Pct.	Pts.	OP
San Francisco*	13	3	0	.813	375	265
Carolina	7	9	0	.438	265	314
Atlanta	7	9	0	.438	320	361
New Orleans	6	10	0	.375	237	327
St. Louis	5	11	0	.313	299	359

*Division winner. #Wild Card qualifier for playoffs.

Miami finished ahead of the New York Jets based on head-to-head sweep (2-0). Pittsburgh finished ahead of Jacksonville based on better net division points (78 to Jaguars' 23). Oakland finished ahead of San Diego based on better division record (2-6 to Chargers' 1-7). Detroit finished ahead of Minnesota based on head-to-head sweep (2-0). Carolina finished ahead of Atlanta based on head-to-head sweep (2-0).

1997 POSTSEASON

AFC Wild Card Playoff Games

DENVER 42, Jacksonville 17
NEW ENGLAND 17, Miami 3

AFC Divisional Playoff Games

PITTSBURGH 7, New England 6
Denver 14, KANSAS CITY 10

AFC Championship Game

Denver 24, PITTSBURGH 21

NFC Wild Card Games

Minnesota 23, N.Y. GIANTS 22
TAMPA BAY 20, Detroit 10

NFC Divisional Playoff Games

SAN FRANCISCO, 38, Minnesota 22
GREEN BAY 21, Tampa Bay 7

NFC Championship Game

Green Bay 23, SAN FRANCISCO 10

Super Bowl XXXII at the Qualcomm Stadium, San Diego, Calif.

Denver (AFC) 31, Green Bay (NFC), 24

AFC-NFC Pro Bowl at Aloha Stadium, Honolulu, Hawaii

AFC 29, NFC 24

ALL-TIME CHAMPIONSHIP SCORES

SUPER BOWLS

1997	Denver 31, Green Bay 24, San Diego
1996	Green Bay 35, New England 21 at New Orleans
1995	Dallas 27, Pittsburgh 17 at Tempe
1994	San Francisco 49, San Diego 26 at Miami
1993	Dallas 30, Buffalo 13 at Atlanta
1992	Dallas 52, Buffalo 17 at Pasadena
1991	Washington 37, Buffalo 24 at Minneapolis
1990	New York Giants 20, Buffalo 19 at Tampa
1989	San Francisco 55, Denver 10 at New Orleans
1988	San Francisco 20, Cincinnati 16 at Miami
1987	Washington 42, Denver 10 at San Diego
1986	New York Giants 39, Denver 20 at Pasadena
1985	Chicago 46, New England 10 at New Orleans
1984	San Francisco 38, Miami 16 at Palo Alto, Calif.
1983	Los Angeles Raiders 38, Washington 9 at Tampa
1982	Washington 27, Miami 17 at Pasadena
1981	San Francisco 26, Cincinnati 21 at Detroit
1980	Oakland 27, Philadelphia 10 at New Orleans
1979	Pittsburgh 31, Los Angeles 19 at Pasadena
1978	Pittsburgh 35, Dallas 31 at Miami
1977	Dallas 27, Denver 10 at New Orleans
1976	Oakland 32, Minnesota 14 at Pasadena
1975	Pittsburgh 21, Dallas 17 at Miami
1974	Pittsburgh 16, Minnesota 6 at New Orleans
1973	Miami 24, Minnesota 7 at Houston
1972	Miami 14, Washington 7 at Los Angeles
1971	Dallas 24, Miami 3 at New Orleans
1970	Baltimore 16, Dallas 13 at Miami
1969	Kansas City 23, Minnesota 7 at New Orleans
1968	New York Jets 16, Baltimore 7 at Miami
1967	Green Bay 33, Oakland 14 at Miami
1966	Green Bay 35, Kansas City 10 at Los Angeles

AFL-AFC CHAMPIONSHIP GAMES

1997	Denver 24, Pittsburgh 21
1996	New England 20, Jacksonville 6
1995	Pittsburgh 20, Indianapolis 16
1994	San Diego 17, Pittsburgh 13
1993	Buffalo 30, Kansas City 13
1992	Buffalo 29, Miami 10
1991	Buffalo 10, Denver 7
1990	Buffalo 51, L.A. Raiders 3
1989	Denver 37, Cleveland 21
1988	Cincinnati 21, Buffalo 10
1987	Denver 38, Cleveland 33
1986	Denver 23, Cleveland 20 (OT)
1985	New England 31, Miami 14
1984	Miami 45, Pittsburgh 28
1983	L.A. Raiders 30, Seattle 14
1982	Miami 14, New York Jets 0
1981	Cincinnati 27, San Diego 7
1980	Oakland 34, San Diego 27
1979	Pittsburgh 27, Houston 13
1978	Pittsburgh 34, Houston 5
1977	Denver 20, Oakland 17
1976	Oakland 24, Pittsburgh 7
1975	Pittsburgh 16, Oakland 10
1974	Pittsburgh 24, Oakland 13
1973	Miami 27, Oakland 10
1972	Miami 21, Pittsburgh 17
1971	Miami 21, Baltimore 0
1970	Baltimore 27, Oakland 17
1969	Kansas City 17, Oakland 7
1968	New York Jets 27, Oakland 23
1967	Oakland 40, Houston 7
1966	Kansas City 31, Buffalo 7
1965	Buffalo 23, San Diego 0
1964	Buffalo 20, San Diego 7
1963	San Diego 51, Boston 10
1962	Dallas 20, Houston 17 (OT)
1961	Houston 10, San Diego 3
1960	Houston 24, Los Angeles 16

NFL-NFC CHAMPIONSHIP GAMES

1997	Green Bay 23, San Francisco 10
1996	Green Bay 30, Carolina 13
1995	Dallas 38, Green Bay 27
1994	San Francisco 38, Dallas 28
1993	Dallas 38, San Francisco 21
1992	Dallas 30, San Francisco 20
1991	Washington 41, Detroit 10
1990	N.Y. Giants 15, San Francisco 13
1989	San Francisco 30, Los Angeles 3
1988	San Francisco 28, Chicago 3
1987	Washington 17, Minnesota 10
1986	New York Giants 17, Washington 0
1985	Chicago 24, Los Angeles Rams 0
1984	San Francisco 23, Chicago 0
1983	Washington 24, San Francisco 17
1982	Washington 34, Dallas 17
1981	San Francisco 28, Dallas 27
1980	Philadelphia 20, Dallas 7
1979	Los Angeles 9, Tampa Bay 0
1978	Dallas 28, Los Angeles 0
1977	Dallas 23, Minnesota 6
1976	Minnesota 24, Los Angeles 13
1975	Dallas 37, Los Angeles 7
1974	Minnesota 14, Los Angeles 10
1973	Minnesota 27, Dallas 10
1972	Washington 26, Dallas 3
1971	Dallas 14, San Francisco 3
1970	Dallas 17, San Francisco 10
1969	Minnesota 27, Cleveland 7
1968	Baltimore 34, Cleveland 0
1967	Green Bay 21, Dallas 17
1966	Green Bay 34, Dallas 27
1965	Green Bay 23, Cleveland 12
1964	Cleveland 27, Baltimore 0
1963	Chicago 14, New York Giants 10
1962	Green Bay 16, New York Giants 7
1961	Green Bay 37, New York Giants 0
1960	Philadelphia 17, Green Bay 13
1959	Baltimore 31, New York Giants 16
1958	Baltimore 23, New York Giants 17 (OT)
1957	Detroit 59, Cleveland 14
1956	New York Giants 47, Chicago 7
1955	Cleveland 38, Los Angeles 14
1954	Cleveland 56, Detroit 10
1953	Detroit 17, Cleveland 16
1952	Detroit 17, Cleveland 7
1951	Los Angeles 24, Cleveland 17
1950	Cleveland 30, Los Angeles 28
1949	Philadelphia 14, Los Angeles 0
1948	Philadelphia 7, Chicago Cardinals 0
1947	Chicago Cardinals 28, Philadelphia 21
1946	Chicago Bears 24, New York Giants 14
1945	Cleveland Rams 15, Washington 14
1944	Green Bay 14, New York Giants 7
1943	Chicago Bears 41, Washington 21
1942	Washington 14, Chicago Bears 6
1941	Chicago Bears 37, New York Giants 9
1940	Chicago Bears 73, Washington 0
1939	Green Bay 27, New York Giants 0
1938	New York Giants 23, Green Bay 17
1937	Washington 28, Chicago Bears 21
1936	Green Bay 21, Boston Redskins 6
1935	Detroit Lions 26, New York Giants 7
1934	N.Y. Giants 30, Chicago Bears 13
1933	Chicago Bears 23, N.Y. Giants 21

FUTURE SUPER BOWLS

Super Bowl XXXIII	January 31, 1999	Pro Player Park, Miami, Fla.
Super Bowl XXXIV	January 30, 2000	Georgia Dome, Atlanta, Ga.
Super Bowl XXXV	January 28, 2001	Tampa, Fla.

COLDEST GAMES IN DENVER BRONCOS HISTORY

(Note - Many play-by-plays from 1960 to 1969 did not include weather information. Wind chill figures are included only when noted on the play-by-play.)

Date	Game	Temp.	Wind Chill	Date	Game	Temp.	Wind Chill
Dec. 18, 1983	at Kansas City	0	-30	Nov. 3, 1991	vs. Pittsburgh	23	
Dec. 10, 1972	vs. San Diego	9		Dec. 2, 1979	at Buffalo	24	
Dec. 20, 1981	at Chicago	14		Nov. 15, 1964	vs. NY Jets	25	
Jan. 1, 1978	vs. Oakland	18		Nov. 16, 1968	vs. NY Jets	26	
Dec. 14, 1975	vs. Philadelphia	18		Nov. 18, 1962	vs. Dallas Texans	26	
Dec. 27, 1987	vs. San Diego	20	-9	Dec. 2, 1984	at Kansas City	28	
Nov. 11, 1985	vs. San Francisco	20		Nov. 9, 1997	vs. Carolina	28	13
Dec. 3, 1972	at Kansas City	20		Sept. 29, 1985	vs. Miami	29	
Nov. 16, 1987	vs. Chicago	22	19	Oct. 15, 1984	vs. Green Bay	29	
Oct. 12, 1969	vs. Oakland	22		Nov. 27, 1994	vs. Cincinnati	30	-2
Dec. 10, 1989	vs. NY Giants	23	0	Jan. 11, 1987	at Cleveland	30	5
Dec. 1, 1991	vs. New England	23	17	Nov. 14, 1993	vs. Minnesota	30	16

TRAINING CAMP SITES

1960-61	Colorado School of Mines	Golden, Colo.
1962-64	Colorado State University	Fort Collins, Colo.
1965-66	Colorado School of Mines	Golden, Colo.
1967-71	Broncos headquarters	Adams County, Colo.
1972-75	California Poly-Pomona	Pomona, California
1976-81	Colorado State University	Fort Collins, Colo.
1982-98	University of Northern Colorado	Greeley, Colo.

ALL-TIME RECORD ON ARTIFICIAL TURF

Opponent	Stadium	Record	Postseason
Arizona*	Busch Stadium	0-0-1	
Atlanta	Georgia Dome	1-0	
Buffalo	Rich Stadium	4-6	0-1
Chicago	Soldier Field	1-3	
Cincinnati	Riverfront Stadium	2-3	
Dallas	Texas Stadium/Superdome	0-2	0-1
Detroit	Silverdome	1-2	
Indianapolis	Hoosier Dome/RCA Dome	3-1	
Kansas City	Arrowhead Stadium	10-21	
Miami	Orange Bowl	0-1	
Minnesota	Metrodome	2-2	
New England	Schaefer Stadium	0-2	
New Orleans	Superdome	0-1	
New York Giants	Giants Stadium	1-1	
New York Jets	Giants Stadium	1-2	
Philadelphia	Veterans Stadium	1-4	
Pittsburgh	Three Rivers Stadium	5-4	1-1
San Francisco	Superdome		0-1
Seattle	Kingdome	10-11	0-1
Tennessee*	Astrodome	3-6	0-1
Total		45-72-1 (.386)	1-6 (.167)
Division record		20-32 (.385)	
Non-division record		25-40-1 (.386)	

*The Arizona franchise was known as the St. Louis Cardinals when the game took place

**The Tennessee franchise was known as the Houston Oilers when the games took place.



MEDICAL GLOSSARY

AC Joint — Acromioclavicular joint; joint of the shoulder where acromion process of the scapula and the distal end of the clavicle meet; most shoulder separations occur at this point.

Abduct — Movement of any extremity away from the midline of the body. This action is achieved by an abductor muscle.

Abrasion — Any injury which rubs off the surface of the skin.

Abscess — An infection which produces pus; can be the result of a blister, callus, penetrating wound or laceration.

Adduct — Movement of an extremity toward the midline of the body. This action is achieved by an adductor muscle.

Adhesion — Abnormal adherence of collagen fibers to surrounding structures during immobilization following trauma or as a complication of surgery which restricts normal elasticity of the structures involved.

Aerobic — Exercise in which energy needed is supplied by oxygen inspired and is required for sustained periods of vigorous exercise with a continually high pulse rate.

Anabolic Steroids — Steroids that promote tissue growth by creating protein in an attempt to enhance muscle growth. The main anabolic steroid is testosterone (male sex hormone).

Anaerobic — Exercise without use of oxygen as an energy source; short bursts of vigorous exercises.

Anaphylactic Shock — Shock that is caused by an allergic reaction.

Anterior Compartment Syndrome — Condition in which swelling within the anterior compartment of the lower leg jeopardizes the viability of muscles, nerves and arteries that serve the foot. In severe cases, emergency surgery is necessary to relieve the swelling and pressure.

Anterior Cruciate Ligament (ACL) — A primary stabilizing ligament within the center of the knee joint that prevents hyperextension and excessive rotation of the joint. A complete tear of the ACL necessitating reconstruction could require up to 12 months of rehabilitation.

Anterior Talofibular Ligament — A ligament of the ankle that connects the fibula (lateral ankle bone) to the talus. This ligament is oft times subject to sprain.

Anti-Inflammatory — Any agent which prevents inflammation, such as aspirin or ibuprofen.

Anterogram — A film demonstrating arteries after injection of a dye.

Arthrogram — X-ray technique for joints using air and/or dye injected into the affected area; useful in diagnosing meniscus tears of the knee and rotator cuff tears of the shoulder.

Arthroscope — An instrument used to visualize the interior of a joint cavity.

Arthroscopy — A surgical examination of the internal structures of a joint by means of viewing through an arthroscope. An arthroscopic procedure can be used to remove or repair damaged tissue or as a diagnostic procedure in order to inspect the extent of any damage or confirm a diagnosis.

Aspiration — The withdrawal of fluid from a body cavity by means of a suction or siphonage apparatus, such as a syringe.

Atrophy — To shrivel or shrink from disuse, as in muscular atrophy.

Avascular Necrosis — Death of a part due to lack of circulation.

Avulsion — The tearing away, forcibly, of a part or structure.

Baker's Cyst — Localized swelling of a bursa sac in the posterior knee as a result of fluid that has escaped from the knee capsule. A Baker's cyst indicates that there is a trauma inside the knee joint that leads to excessive fluid production.

Bone Scan — An imaging procedure in which a radioactive-labeled substance is injected into the body to determine the status of a bony injury. If the radioactive substance is taken up the bone at the injury site, the injury will show as a "hot spot" on the scan image. The bone scan is particularly useful in the diagnosis of stress fractures.

Brachial Plexus — Network of nerves originating from the cervical vertebrae and running down to the shoulder, arm, hand, and fingers.

Bruise — A discoloration of the skin due to an extravasation of blood into the underlying tissues.

Bursa — A fluid-filled sac that is located in areas where friction is likely to occur, then minimizes the friction; for example between a tendon and bone.

Capsule — An enclosing structure which surrounds the joint and contains ligaments which stabilize that joint.

Cartilage — Smooth, slippery substance preventing two ends of bones from rubbing together and grating.

CAT Scan — Use of a computer to produce a cross sectional view of the anatomical part being investigated from X-ray data.

Cellulitis — Inflammation of cellular or connective tissue.

Cervical Vertebrae — Group of seven vertebrae located in the neck.

Charley Horse — A contusion or bruise to any muscle resulting in intramuscular bleeding. No other injury should be called a charley horse.

Colles' Fracture — A fracture of the distal end of the radius with the lower end being displaced backward.

Concentric Muscle Contraction — A shortening of the muscle as it develops tension and contracts to move a resistance.

Concussion — Jarring injury of the brain resulting in dysfunction. It can be graded as mild, moderate or severe depending on loss of consciousness, amnesia and loss of equilibrium.



Contusion — An injury to a muscle and tissues caused by a blow from a blunt object.

Cortical Steroids — Used to suppress joint inflammation.

Costochondral — Cartilage that separates the bones within the rib cage.

Cryokinetics — Treatment with cold and movement.

Cryotherapy — A treatment with the use of cold.

Cyst — Abnormal sac containing liquid or semi-solid matter.

Degenerative Joint Disease — Changes in the joint surface as a result of repetitive trauma.

Deltoid Ligament — Ligament that connects the tibia to bones of the medial aspect of the foot and is primarily responsible for stability of the ankle on the medial side. Is sprained less frequently than other ankle ligaments.

Deltoid Muscle — Muscles at top of the arm, just below the shoulder, responsible for shoulder motions to the front, side and back.

Disc, Intervertebral — A flat, rounded plate between each vertebrae of the spine. The disc consists of a thick fiber ring which surrounds a soft gel-like interior. It functions as a cushion and shock absorber for the spinal column.

Disc, Intervertebral — A flat, rounded plate between each vertebrae of the spine. This disc consists of a thick fiber ring which surrounds a soft gel-like interior. It functions as a cushion and shock absorber for the spinal column.

Dislocation — Complete displacement of joint surfaces.

Eccentric Muscle Contraction — An overall lengthening of the muscles as it develops tension and contracts to control motion performed by an outside force; oft times referred to a "negative" contraction in weight training.

Eccymosis — Bleeding into the surface tissue below the skin, resulting in a "black and blue" effect.

Edema — Accumulation of fluid in organs and tissues of the body; swelling.

Effusion — Accumulation of fluid, in various spaces in the body, or the knee itself. Commonly, the knee has an effusion after an injury.

Electrical Galvanic Stimulation (EGS) — An electrical therapeutic modality that sends a current to the body at select voltages and frequencies in order to stimulate pain receptors, disperse edema, or neutralize muscle spasms among other functional applications.

Electromyogram (EMG) — Test to determine nerve function.

Epicondylitis — Inflammation in the elbow due to overuse.

Ethyl Chloride — "Cold spray," a chemical coolant sprayed onto an injury site to produce a local, mild anesthesia.

Fat Percentage — The amount of body weight that is adipose, fat tissue. Fat percentages can be calculated by underwater weighing, measuring select skinfold thickness, or by analyzing electrical impedance.

Femur Thigh bone; longest bone in the body.

Fibula — Smaller of the two bones in the lower leg; runs from knee to the ankle along the outside of the lower leg.

Flexibility — The ability of muscle to relax and yield to stretch forces.

Flexibility Exercise — General term used to describe exercise performed by a player to passively or actively elongate soft tissue without the assistance of an athletic trainer.

Fracture — Breach of continuity of a bone. Types of fractures include simple, compound, comminuted, greenstick incomplete, impacted, longitudinal, oblique, stress, or transverse.

Gamekeeper's Thumb — Tear of the ulnar collateral ligament of the metacarpophalangeal joint of the thumb.

Glycogen — Form in which foods are stored in the body as energy.

Grade One Injury — A mild injury in which ligament, tendon, or other musculoskeletal tissue may have been stretched or contused, but not torn or otherwise disrupted.

Grade Two Injury — A moderate injury when musculoskeletal tissue has been partially, but not totally, torn which causes appreciable limitation in function of the injured tissue.

Grade Three Injury — A severe injury in which tissue has been significantly, and in some cases totally, torn or otherwise disrupted causing a virtual total loss of function.

Hamstring — Category of muscle that runs from the buttocks to the knee along the back of the thigh. It functions to flex the knee, and is oft times injured as a result of improper conditioning or lack of muscle flexibility.

Heat Cramps — Painful muscle spasms of the arms or legs caused by excessive body heat and depletion of fluids and electrolytes.

Heat Exhaustion — Mild form of shock due to dehydration because of excessive sweating when exposed to heat and humidity.

Heat Stroke — Condition of rapidly rising internal body temperature that overwhelms the body's mechanisms for release of heat and could result in death if not cared for appropriately.

Heel Cup — Orthotic device that is inserted into the shoe and worn under the heel to give support to the Achilles tendon and help absorb impacts at the heel.

Hematoma — Tumor-like mass produced by an accumulation of coagulated blood in a cavity.

Hot Pack — Chemical pack that rests in water, approximately 160 degrees, and retains its heat for 15-20 minutes when placed in a towel for general therapeutic application.

Humerus — Bone of the upper arm that runs from the shoulder to the elbow.

MEDICAL GLOSSARY, CONT.

Hydrotherapy — Treatment using water.

Hyperextension — Extreme extension of a limb or body part.

Iliotibial Band — A thick, wide fascial layer that runs from the iliac crest to the knee joint and is occasionally inflamed as a result of excessive running.

Inflammation — The body's natural response to injury in which the injury site might display various degrees of pain, sweating, heat, redness, and/or loss of function.

Internal Rotation — Rotation of a joint or extremity medially, to the inside.

Lesion — Wound, injury or tumor.

Ligament — Band of fibrous tissue that connects bone to bone or bone to cartilage and supports and strengthens joints.

Lumbar Vertebrae — Five vertebrae of the lower back that articulate with the sacrum to form the lumbosacral joint.

Magnetic Resonance Imaging (MRI) — Imaging procedure in which a radio frequency pulse causes certain electrical elements of the injured tissue to react to this pulse and through this process a computer display and permanent film establish a visual image. MRI does not require radiation and is very useful in the diagnosis of soft tissue, disc, and meniscus injuries.

Meniscectomy — An intra-articular surgical procedure of the knee by which all or part of the damaged meniscus is removed.

Meniscus — Crescent shaped cartilage, usually pertaining to the knee joint; also known as "cartilage." There are two menisci in the knee, medial and lateral. These work to absorb weight within the knee and provide stability.

Metacarpals — Five long bones of the hand, running from the wrist to the fingers.

Metatarsals — Five long bones of the foot, running from the ankle to the toes.

Myositis — Inflammation of a muscle.

Necrotic — Relating to death of a portion of tissue.

Neoprene — Lightweight rubber used in joint and muscle sleeves designed to provide support and/or insulation, heat retention to the area.

Neuritis — Inflammation of a nerve.

Orthotic — Any device applied to or around the body in the care of physical impairment or disability, commonly used to control foot mechanics.

Paresthesia — Sensation of numbness or tingling, indicating nerve irritation.

Patella — The kneecap. The patella functions to protect the distal end of the femur as well as increase the mechanical advantage and force generating capacities of the quadriceps muscle group.

Patella Tendinitis — Inflammation of the patella ligament; also known as "jumper's knee."

Patellofemoral Joint — Articulation of the knee cap and femur. Inflammation of this joint can occur through: 1) acute injury to the patella, 2) overuse from excessive running particularly if there is an associated knee weakness, 3) chronic wear and tear of the knee, 4) as a result of poor foot mechanics. Patellofemoral irritation can lead to chondromalacia, which in its most chronic condition, could require surgery.

Peroneal Muscles — Group of muscles of the lateral lower leg that are responsible for evert the knee. Tendons of these three muscles are vital to the stability of the ankle and foot.

Phalanx — Any bone of the fingers or toes; plural is phalanges.

Phlebitis — Inflammation of a vein.

Plica — Fold of tissue in the joint capsule and a common result of knee injury.

Posterior Cruciate Ligament (PCL) — A primary stabilizing ligament of the knee that provides significant stability and prevents displacement of the tibia backward within the knee joint. A complete tear of this ligament necessitating reconstruction could require up to 12 months of rehabilitation.

Quadricep Muscles "Quads" — A group of four muscles of the front thigh that run from the hip and form a common tendon at the patella; they are responsible for knee extension.

Radiography — Taking of X-rays.

Radius — Forearm bone on the thumb side.

Reconstruction — Surgical rebuilding of a joint using natural, artificial or transplanted materials.

Referred Pain — Pain felt in an undamaged area of body away from the actual injury.

Retraction — The moving of tissue to expose a part or structure of the body.

Rotator Cuff — Comprised of four muscles in the shoulder area that can be irritated by over use. The muscles are the supraspinatus (most commonly injured), infraspinatus, teres minor, and subscapularis.

Rotator Cuff Impingement Syndrome — A microtrauma or overuse injury caused by stress, and the four stages are: 1) Tendinitis with temporary thickening of the bursa and rotator cuff; 2) Fiber dissociation in the tendon with permanent thickening of the bursa and scar formation; 3) A partial rotator cuff tear of less than 1 cm.; and 4) A complete tear of 1 cm. or more.

Sacrum — Group of five fused vertebrae located just below the lumbar vertebrae of the low back.

Scapula — Shoulder blade.

Sciatica — Irritation of the sciatic nerve resulting in pain or tingling running down the inside of the leg.

Sciatic Nerve — Major nerve that carries impulses for muscular action and sensations between the low back and thigh and lower leg; it is the longest nerve in the body.

Shin Splint — A catch-all syndrome describing pain in the skin that is not a fracture or tumor and cannot be defined otherwise.

Sorbothane — An energy absorbing polyurethane utilized in some foot orthotics to absorb shock forces of the foot.

Spasm (Theory) — Muscle soreness induced by exercise; is the result of reduced muscle blood flow, which results in pain.

Spleen — Large, solid organ responsible for the normal production and destruction of blood cells.

Spondylitis — Inflammation of one or more vertebrae.

Spondylolisthesis — Forward displacement of one vertebrae over another below it due to a developmental defect in the vertebrae.

Spondylosis — Abnormal vertebral fixation or immobility.

Sprain — Injury resulting from a stretch or twist of the joint and causes various degrees of stretch or tear of a ligament or other soft tissue at the joint.

Sternum — The breast bone.

Steroids — Any one of a large number of hormone-like substances. See Anabolic steroids and cortical steroids.

Strain — Injury resulting from a pull or torsion to the muscle or tendon that causes various degrees of stretch or tear to the muscle or tendon tissue.

Stress Fracture — A hair-line type of break in a bone caused by overuse.

Stress X-ray — A continual X-ray taken when a portion of the body is stressed to its maximum in order to determine joint stability. This is a test utilized in some ankle injuries.

Stretching — Any therapeutic maneuver designed to elongate shortened soft tissue structures and thereby increase flexibility.

Subluxation — Partial dislocation of a joint. The term usually implies that the joint can return to its normal position without formal reduction.

Talus — The ankle bone that articulates with the tibia and fibula to form the ankle joint.

Target Heart Rate — A pre-determined pulse to be obtained during exercise when circulation is working at full efficient capacities.

Tarsals — Group of seven bones of the foot consisting of the calcaneus, talus, cuboid and three cuneiform bones.

Temporomandibular Joint (TMJ) — The articulation of the jaw and skull; considered by some to be vital in resolution of injuries throughout the body.

Tendinitis — Inflammation of the tendon and/or tendon sheath, caused by chronic overuse or sudden injury.

Tendon — Tissue that connects muscle to bone.

Tennis Elbow — General term for lateral elbow pain.

Tennis Elbow — General term for lateral elbow pain.

Thoracic — Group of twelve vertebrae located in the thorax and articulate with the twelve ribs.

Thoracic Outlet Compression Syndrome — A neuro-vascular disorder of the upper extremity common in throwing.

Tibia — Larger of the two bones of the lower leg and is the weight-bearing bone of the shin.

Tomograph — A special type of X-ray apparatus that demonstrates an organ or tissue at a particular depth.

Trachea — The windpipe.

Transcutaneous Electrical Nerve Stimulator (TENS) — An electrical modality that sends a mild current through pads at the injury site which stimulates the brain to release the natural analgesic, endorphin.

Transverse Process — Small lateral projection off the right side and left side of each vertebrae that functions as an attachment site for muscles and ligaments of the spine.

Trapezius — Flat triangular muscle covering the posterior surface of the neck and shoulder.

Triceps — Muscle of the back of the upper arm, primarily responsible for extending the elbow.

Ulna — Forearm bone that runs from the tip of the elbow to the little finger side of the wrist.

Ulnar Nerve — Nerve in elbow commonly irritated from excessive throwing.

Ultrasound — An electrical modality that transmits a sound wave through an applicator into the skin to the soft tissue in order to heat the local area for relaxing the injured tissue and/or disperse edema.

Valgus — Angulation outward and away from the midline of the body.

Varus — Angulation inward and toward the midline of the body.

Vasoconstriction — Decrease of local blood flow.

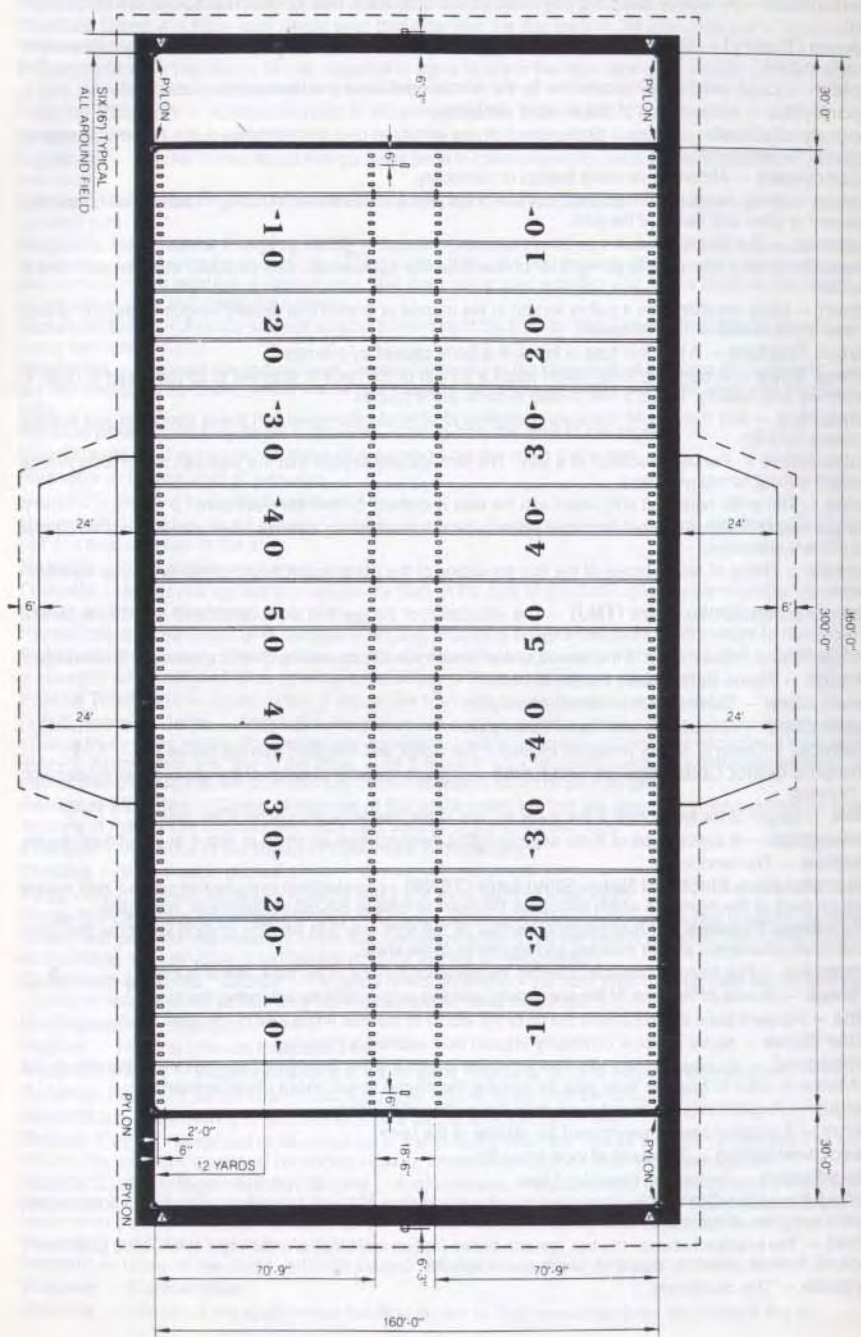
Vasodilation — Increase of local blood flow.

"Wind Knocked Out" — Syndrome describing a contraction of the abdominal nerve trunk, the solar plexus, as a result of an abdominal contusion.


Wrist — The junction between the two forearm bones (radius and ulna) and the eight wrist bones (trapezium, capitate, hamate, pisiform, triquetrum, lunate and scaphoid).

Zygoma — The cheekbone.

PLAN OF THE PLAYING FIELD



THE 1998 SEASON



Center Tom Nalen
1997 Pro Bowl Selection

NATIONAL FOOTBALL LEAGUE CALENDAR

1998

- June 1 — Deadline for old clubs to send tender to unsigned unrestricted free agents to receive exclusive negotiating rights for rest of season if player is not signed by another club by July 15.
- June 1 — Deadline for old clubs to send tender to unsigned restricted free agents or to extend qualifying offer to retain exclusive negotiating rights for rest of season.
- June 14 — World Bowl '98, Frankfurt, Germany
- June 15 — Deadline for old clubs to withdraw original qualifying offer to unsigned restricted agents and still retain exclusive negotiating rights by submitting tender of 110 percent of previous year's salary.
- Mid-July — Training camp opens. Clubs not permitted to open camps before July 5. Veteran players cannot be required to report earlier than 15 days prior to club's first preseason game or July 15, whichever is later.
- July 15 — Signing period ends at 4 p.m., Eastern Daylight Time, for Unrestricted Free Agents who received June 1 tender.
- August 1 — Pro Football Hall of Fame Game, Canton, Ohio: Pittsburgh Steelers vs. Tampa Bay Buccaneers.
- American Bowl Tokyo, Japan: Green Bay Packers vs. Kansas City Chiefs.
- August 6-9 — First full preseason weekend.
- August 15 — American Bowl, Vancouver, British Columbia, Canada: San Francisco 49ers vs. Seattle Seahawks.
- August 17 — American Bowl, Mexico City, Mexico: Dallas Cowboys vs. New England Patriots.
- August 18 — Roster cutdown to maximum of 60 players.
- August 23 — Roster cutdown to maximum of 53 players.
- August 24 — Clubs may establish a Practice Squad of five players.
- September 6-7 — Kickoff '98 Weekend.
- September 16 — Priority on multiple waiver claims is now based on the current season's standing.
- October 6 — All trading ends at 4 p.m., Eastern Daylight Time.
- November 3 — Deadline for clubs to sign drafted players, franchise and transition players, and restricted and unrestricted free agents to whom June 1 tender was made. If such players are not signed by this date, they are prohibited from playing in the NFL in 1997.
- December 26-28 — Regular season closes.

1999

- January 2-3 — Wild Card Playoff Games.
- January 9-10 — Divisional Playoff Games.
- January 17 — AFC and NFC Championship Games.
- January 31 — Super Bowl XXXIII at Pro Player Stadium, Miami, Fla.
- February 7 — AFC-NFC Pro Bowl, Honolulu, Hawaii.

BRONCOS 1998 OPPONENTS

GAME 1

NEW ENGLAND PATRIOTS

Mon., Sept. 7 • Mile High Stadium • 6:20 p.m. (MST) • ABC

TEAM COLORS: Blue, Red, Silver and White
 ADDRESS: Foxboro Stadium, 60 Washington Street, Foxboro, MA 02035
 PHONE: (508) 543-8200
 PRESIDENT/CHIEF EXECUTIVE OFFICER: Robert K. Kraft
 VICE PRESIDENT/OWNER'S REP.: Jonathan A. Kraft
 HEAD COACH: Pete Carroll (2nd year)
 CARROLL'S CAREER RECORD: 16-16
 MEDIA RELATIONS: Stacey James
 LAST PLAYOFF APPEARANCE: 1997
 1997 RECORD (FINISH): 10-6 (1st AFC East)
 1997 PRO BOWLERS: Bruce Armstrong, Drew Bledsoe, Ben Coates, Chris Slade, Larry Whigham
 REGULAR SEASON SERIES:
 Broncos lead, 19-12
 Last Broncos win: 1997 (34-13 at Denver)
 Last Patriots win: 1980 (23-14 at New England)
 Shanahan vs. Patriots: 3-0
 Carroll vs. Broncos: 1-1

GAME 2

DALLAS COWBOYS

Sun., Sept. 13 • Mile High Stadium • 2:15 p.m. (MST) • FOX

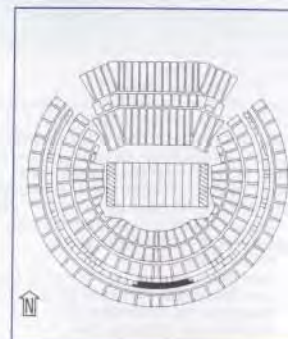
TEAM COLORS: Blue, Metallic Silver Blue, Silver
 ADDRESS: Cowboys Center, One Cowboys Parkway, Irving, TX 75063-4727
 PHONE: (972) 556-9900
 PRESIDENT AND GENERAL MANAGER: Jerry Jones
 EXECUTIVE VICE PRESIDENT/DIRECTOR OF PLAYER PERSONNEL: Stephen Jones
 HEAD COACH: Chan Gailey (1st year)
 GAILEY'S CAREER RECORD: 0-0
 PUBLIC RELATIONS: Director — Rich Dalrymple
 LAST PLAYOFF APPEARANCE: 1996
 1997 RECORD (FINISH): 6-10 (4th NFC East)
 1997 PRO BOWLERS: Larry Allen, Delon Sanders, Erik Williams, Darren Woodson
 REGULAR SEASON SERIES:
 Cowboys lead, 4-2
 Last Broncos win: 1986 (29-14 at Denver)
 Last Cowboys win: 1995 (31-21 at Dallas)
 Shanahan vs. Cowboys: 0-1
 Gailey vs. Broncos: 0-0

GAME 3

OAKLAND RAIDERS

Sun., Sept. 20 • Oakland-Alameda County Coliseum • 1:15 p.m. (PST) • CBS

TEAM COLORS: Silver and Black
 ADDRESS: 1220 Harbor Parkway, Alameda, CA 94502
 PHONE: (510) 864-5000
 PRESIDENT/OWNER: Al Davis
 HEAD COACH: Jon Gruden (1st year)
 GRUDEN'S CAREER RECORD: 0-0
 PUBLIC RELATIONS: Director — Al LoCasale, Assistant — Mike Taylor
 LAST PLAYOFF APPEARANCE: 1993
 1997 RECORD (FINISH): 4-12 (4th AFC West)
 1997 PRO BOWLERS: Tim Brown, Chester McGlockton, Steve Wisniewski
 REGULAR SEASON SERIES:
 Raiders lead, 49-24-2
 Last Broncos win: 1997 (31-3 at Denver)
 Last Raiders win: 1997 (28-25 at Oakland)
 Shanahan vs. Raiders: 5-1
 Gruden vs. Broncos: 0-0



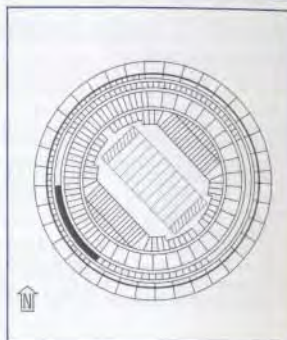
BRONCOS 1998 OPPONENTS, CONT.

GAME 4

WASHINGTON REDSKINS

Sun., Sept. 27 • Jack Kent Cooke Stadium • 1:01 p.m. (EST) • CBS

TEAM COLORS: Burgundy and Gold
ADDRESS: Redskin Park, P.O. Box 17247, Washington, DC 20041
PHONE: (703) 478-8900
PRESIDENT: John Kent Cooke
GENERAL MANAGER: Charley Casserly
HEAD COACH: Norv Turner (5th year)
TURNER'S CAREER RECORD: 26-37-1
PUBLIC RELATIONS: Director — Mike McCall
LAST PLAYOFF APPEARANCE: 1992
1997 RECORD (FINISH): 8-7-1 (2nd NFC East)
1997 PRO BOWLERS: Cris Dishman, Darrell Green, Ken Harvey, *Dana Stubblefield, Matt Turk *(selected as a 49er)
REGULAR SEASON SERIES:
Broncos lead, 4-3
Last Broncos win: 1995 (38-31 at Denver)
Last Redskins win: 1992 (34-3 at Washington)
Shanahan vs. Redskins: 1-0
Turner vs. Broncos: 0-1



GAME 5

PHILADELPHIA EAGLES

Sun., Oct. 4 • Mile High Stadium • 2:15 p.m. (MST) • FOX

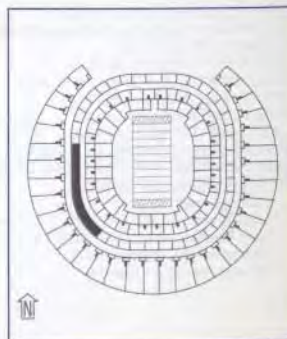
TEAM COLORS: Midnight Green, Silver, Black and White
ADDRESS: Veterans Stadium, 3501 South Broad Street, Philadelphia, PA 19148
PHONE: (215) 463-2500
OWNER/CHIEF EXECUTIVE OFFICER: Jeffrey Lurie
SENIOR VICE PRESIDENT: Joe Banner
HEAD COACH: Ray Rhodes (3rd year)
RHODES' CAREER RECORD: 26-21-1
PUBLIC RELATIONS: Director — Ron Howard
LAST PLAYOFF APPEARANCE: 1996
1997 RECORD (FINISH): 6-9-1 (3rd NFC East)
1997 PRO BOWLERS: Irving Fryar
REGULAR SEASON SERIES:
Eagles lead, 6-2
Last Broncos win: 1986 (33-7 at Philadelphia)
Last Eagles win: 1995 (31-13 at Philadelphia)
Shanahan vs. Eagles: 0-1
Rhodes vs. Broncos: 1-0

GAME 6

SEATTLE SEAHAWKS

Sun., Oct. 11 • Kingdome • 1:15 p.m. (PST) • CBS

TEAM COLORS: Blue, Green, Silver
ADDRESS: 11220 N.E. 53rd Street, Kirkland, WA 98033
PHONE: (206) 827-9777
OWNER: Paul Allen
PRESIDENT: Bob Whitsitt
HEAD COACH: Dennis Erickson (4th year)
ERICKSON'S CAREER RECORD: 23-25
VICE PRESIDENT/COMMUNICATIONS: Gary Wright
PUBLIC RELATIONS: Director — Dave Pearson
LAST PLAYOFF APPEARANCE: 1988
1997 RECORD (FINISH): 8-8 (4th AFC West)
1997 PRO BOWLERS: Kevin Glover*, Warren Moon, Michael Sinclair, Darryl Williams *(selected as a Detroit Lion)
REGULAR SEASON SERIES:
Broncos lead, 26-16
Last Broncos win: 1997 (30-27 at Denver)
Last Seahawks win: 1995 (31-27 at Denver)
Shanahan vs. Seahawks: 4-5
Erickson vs. Broncos: 2-4



GAME 7

JACKSONVILLE JAGUARS

Sun., Oct. 25 • Mile High Stadium • 2:15 p.m. (MDT) • CBS

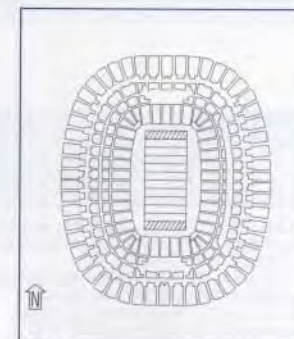
TEAM COLORS: Teal, Black and Gold
ADDRESS: One ALLTELL Stadium Place, Jacksonville, FL 32202
PHONE: (904) 633-6000
CHAIRMAN, PRESIDENT AND CEO: Wayne Weaver
SENIOR VICE PRESIDENT/FOOTBALL OPERATIONS: Michael Huyghue
HEAD COACH: Tom Coughlin (4th year)
COUGHLIN'S CAREER RECORD: 24-24
PUBLIC RELATIONS: Executive Director/Communications — Dan Edwards
LAST PLAYOFF APPEARANCE: 1997
1997 RECORD (FINISH): 11-5 (2nd AFC Central)
1997 PRO BOWLERS: Bryan Barker, Tony Boselli, Mark Brunell, Mike Hollis, *Bryce Paup, Jimmy Smith *(selected as a Buffalo Bill)
REGULAR SEASON SERIES:
Broncos lead, 1-0
Last Broncos win: 1995 (31-23 at Denver)
Last Jaguars win: none
Shanahan vs. Jaguars: 1-0
Coughlin vs. Broncos: 0-1

GAME 8

CINCINNATI BENGALS

Sun., Nov. 1 • Cinergy Field • 1:01 p.m. (EDT) • CBS

TEAM COLORS: Black, Orange and White
ADDRESS: 200 Riverfront Stadium, Cincinnati, OH 45202
PHONE: (513) 621-3550
PRESIDENT AND GENERAL MANAGER: Mike Brown
VICE PRESIDENT: John Sawyer
HEAD COACH: Bruce Coslet (2nd year)
COSLET'S CAREER RECORD: 40-50
PUBLIC RELATIONS: Director — Jack Brennan
LAST PLAYOFF APPEARANCE: 1990
1997 RECORD (FINISH): 7-9 (4th AFC Central)
1997 PRO BOWLERS: None
REGULAR SEASON SERIES:
Broncos lead, 13-6
Last Broncos win: 1997 (38-20 at Denver)
Last Bengals win: 1981 (38-21 at Cincinnati)
Shanahan vs. Bengals: 2-1
Coslet vs. Broncos: 0-3



GAME 9

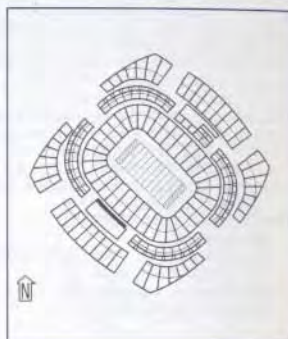
SAN DIEGO CHARGERS

Sun., Nov. 8 • Mile High Stadium • 2:15 p.m. (MDT) • CBS
See Game 12

GAME 10
KANSAS CITY CHIEFS

Mon., Nov. 16 • Arrowhead Stadium • 7:20 p.m. (CDT) • ABC

TEAM COLORS: Red, Gold, White
ADDRESS: One Arrowhead Drive, Kansas City, MO 64129
PHONE: (816) 924-9300
OWNER: Lamar Hunt
PRESIDENT/GENERAL MGR.: Carl Peterson
HEAD COACH: Marty Schottenheimer (10th year)
SCHOTTENHEIMER'S CAREER RECORD: 143-84-1
PUBLIC RELATIONS: Director — Bob Moore
LAST PLAYOFF APPEARANCE: 1997
1997 RECORD (FINISH): 13-3 (1st AFC West)
1997 PRO BOWLERS: Kimble Anders, Dale Carter, James Hasty, Andre Rison, Will Shields, Derrick Thomas
REGULAR SEASON SERIES:
 Chiefs lead, 43-32
 Last Broncos win: 1997 (19-3 at Denver)
 Last Chiefs win: 1997 (24-22 at Kansas City)
 Shanahan vs. Chiefs: 4-5
 Schottenheimer vs. Broncos: 8-13

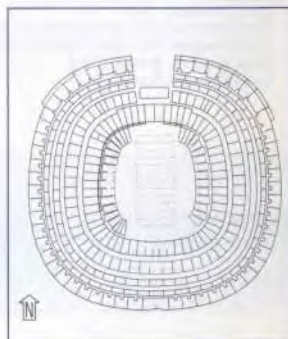

GAME 11
OAKLAND RAIDERS

Sun., Nov. 22 • Mile High Stadium • 2:15 p.m. (MDT) • ABC
 See Game 3

GAME 12
SAN DIEGO CHARGERS

Sun., November 29 • Qualcomm Stadium • 5:20 p.m. (PDT) • ESPN

TEAM COLORS: Navy Blue, White and Gold
ADDRESS: 4020 Murphy Canyon Road, San Diego, CA 92123
PHONE: (619) 874-4500
CHAIRMAN OF THE BOARD: Alex Spanos
GENERAL MANAGER: Bobby Beathard
HEAD COACH: Kevin Gilbride (2nd year)
GILBRIDE'S CAREER RECORD: 4-12
PUBLIC RELATIONS: Director — Bill Johnston
LAST PLAYOFF APPEARANCE: 1995
1997 RECORD (FINISH): 4-12 (5th AFC West)
1997 PRO BOWLERS: Eric Metcalf (now with Cardinals), Junior Seau
REGULAR SEASON SERIES:
 Broncos lead, 41-34-1
 Last Broncos win: 1997 (38-28 at San Diego)
 Last Chargers win: 1996 (16-10 at San Diego)
 Shanahan vs. Chargers: 7-2
 Gilbride vs. Broncos: 0-2

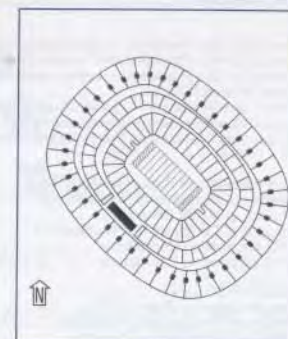

GAME 13
KANSAS CITY CHIEFS

Sun, Dec. 6 • Mile High Stadium • 2:15 p.m. (MDT) • CBS
 See Game 10

GAME 14
NEW YORK GIANTS

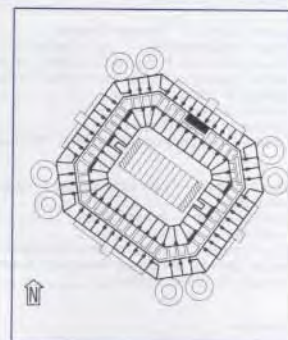
Sun., Dec. 13 • Giants Stadium • 1:01 p.m. (EDT) • CBS

TEAM COLORS: Blue, Red and White
ADDRESS: Giants Stadium, East Rutherford, NJ 07073
PHONE: (201) 935-8111
PRESIDENT/CO-CEO: Wellington T. Mara
CHAIRMAN/CO-CEO: Preston Robert Tisch
VICE PRESIDENT/GENERAL MANAGER: Ernie Acorsi
HEAD COACH: Jim Fassel (2nd year)
FASSEL'S CAREER RECORD: 10-5-1
PUBLIC RELATIONS: Director — Pat Hanlon
LAST PLAYOFF APPEARANCE: 1997
1997 RECORD (FINISH): 5-10-1 (1st NFC East)
1997 PRO BOWLERS: Jessie Armstead, Michael Strahan
REGULAR SEASON SERIES:
 Tied, 3-3
 Last Broncos win: 1992 (27-13 at Denver)
 Last Giants win: 1989 (14-7 at Denver)
 Shanahan vs. Giants: 0-0
 Fassel vs. Broncos: 0-0


GAME 15
MIAMI DOLPHINS

Mon., Dec. 21 • Pro Player Stadium • 8:20 p.m. (EDT) • ABC

TEAM COLORS: Aqua, Coral, Blue and White
ADDRESS: 7500 S.W. 30th Street, David, FL 33314
PHONE: (954) 452-7000
OWNER/CHAIRMAN OF THE BOARD: H. Wayne Huizenga
PRESIDENT/CHIEF OPERATING OFFICER: Eddie J. Jones
GENERAL MANAGER/HEAD COACH: Jimmy Johnson (3rd year)
JOHNSON'S CAREER RECORD: 61-51
PUBLIC RELATIONS: Director — Harvey Greene
LAST PLAYOFF APPEARANCE: 1997
1997 RECORD (FINISH): 9-7 (2nd AFC East)
1997 PRO BOWLERS: None
REGULAR SEASON SERIES:
 Dolphins lead, 5-2, with one tie
 Last Broncos win: 1968 (21-14 at Denver)
 Last Dolphins win: 1985 (30-26 at Denver)
 Shanahan vs. Dolphins: 0-1
 Johnson vs. Broncos: 1-0


GAME 16
SEATTLE SEAHAWKS

Sun., Dec. 27 • Mile High Stadium • 2:15 p.m. • CBS
 See Game 6

NATIONAL FOOTBALL LEAGUE

280 Park Ave., New York, NY 10017 • (212) 450-2000 • www.nfl.com

Commissioner Paul Tagliabue President Neil Austrian

LEAGUE OFFICE

Executive Vice President — Labor Relations/Chairman NFLMC Harold Henderson
 Executive Vice President and League Counsel Jeff Pash
 Executive Vice President — League and Football Development Roger Goodell
 Chief Financial Officer Tom Spock
 Senior Vice President — Communications and Government Affairs Joe Browne
 Senior Vice President — Broadcasting and Network Television Dennis Lewin
 Senior Vice President — Football Operations George Young

COMMUNICATIONS

Vice President of Public Relations Greg Aiello
 Director of International Public Affairs Pete Abitante
 Director of Media Services Leslie Hammond
 Director of Corporate Communications Chris Widmaier
 AFC Information Coordinator Dan Masonson
 NFC Information Coordinator Chris McCloskey

BROADCASTING

Vice President — Programming John Collins
 Director of Broadcasting Research Joe Ferreira
 Director of Broadcasting Services Dick Maxwell

LEAGUE AND FOOTBALL DEVELOPMENT

Vice President — Club Administration and Stadium Management Joe Ellis
 Senior Director of Security Milt Ahlerich
 Senior Director of Officiating Jerry Seeman
 Director of Strategic Development Neil Glat
 Director of Game Operations Peter Hadzazy
 Director of Football Development Gene Washington

SPECIAL EVENTS

Vice President of Special Events Jim Steeg
 Director of Special Events Operations Don Renzulli
 Director of Special Events Planning Sue Robichek

MANAGEMENT COUNCIL

Vice President — General Counsel Dennis Curran
 Senior Vice President — Labor Relations Peter Ruocco
 Vice President of Player & Employee Development Lem Burnham
 Senior Director of Player Personnel/Football Operations Joel Bussert
 Director of Labor Relations Lal Heneghan
 Director of Compliance Mike Keenan
 Director of Player Programs Guy Troupe
 Director — Labor Administration & Information John Jones

FINANCE AND ADMINISTRATION

Vice President — Law Enterprises, Broadcast & Finance Frank Hawkins
 Treasurer Joe Siclare
 Vice President — Internal Audit Tom Sullivan
 Controller Peter Lops
 Vice President — Systems and Information Processing Mary Olivetti
 Senior Director of Human Resources & Administration John Buzzee
 Director, Business Planning Dan Margoshes

NFL ENTERPRISES

President Ron Bernard
 Senior Vice President — International Don Garber
 Vice President — NFL Interactive Ann Kirschner
 Vice President — Marketing & Sales Tola Murphy-Baran
 Vice President — International TV Distribution Anne Murray
 Vice President — International Doug Quinn
 CFO/Chief Administration Officer, NFL Europe Ken Saunders

NFL FILMS

President Steve Sabol
 Senior Vice President — Finance & Operations Barry Wolper
 Vice President — Cinematography Steve Andrich
 Vice President — In Charge of Production Jay Gerber
 Vice President — Video Operations Jeff Howard
 Vice President — Production Director Hal Lipman
 Vice President — Editor-In-Chief Bob Ryan
 Vice President — Special Projects Phil Tuckett

NFL PROPERTIES

President Sara Levinson
 Senior Vice President — Consumer Products Jim Connelly
 Senior Vice President — Business Affairs & General Counsel Gary Gertzog
 Senior Vice President — Marketing Howard Handler
 Senior Vice President — Club Services Mark Holtzman
 Senior Vice President — Corporate Sponsorships Jim Schwebel
 Vice President — Advertising and Design Bruce Burke
 Vice President — Finance Ralph Carras
 Vice President — Events David Newman
 Vice President — Corporate Sponsorships Steve Phelps
 Vice President — Publishing John Wiebusch

NATIONAL FOOTBALL LEAGUE
PUBLIC RELATIONS DIRECTORS

AMERICAN FOOTBALL CONFERENCE

Baltimore — Kevin Byrne	(410) 654-6200
Buffalo — Denny Lynch	(716) 648-1800
Cincinnati — Jack Brennan	(513) 621-3550
Indianapolis — Craig Kelley	(317) 297-2658
Jacksonville — Dan Edwards	(904) 633-6000
Kansas City — Bob Moore	(816) 924-9300
Miami — Harvey Greene	(954) 452-7010
New England — Stacey James	(508) 543-8200
New York Jets — Frank Ramos	(516) 560-8100
Oakland Raiders — Al LoCasale	(510) 864-5000
Pittsburgh — Ron Wahl	(412) 323-1200
San Diego — Bill Johnston	(619) 874-4500
Seattle — Dave Pearson	(206) 827-9777
Tennessee — Tony Wyllie	(615) 673-1500



NATIONAL FOOTBALL CONFERENCE

Arizona — Paul Jensen	(602) 379-0101
Atlanta — Charlie Taylor	(770) 945-1111
Carolina — Charlie Dayton	(704) 358-7000
Chicago — Bryan Harlan	(847) 295-6600
Dallas — Rich Dalrymple	(972) 556-9900
Detroit — Mike Murray	(810) 335-4131
Green Bay — Lee Rammel	(414) 496-5700
Minnesota — TBA	(612) 828-6500
New Orleans — Greg Benschel	(504) 733-0255
New York Giants — Pat Hanlon	(201) 935-8111
Philadelphia — Ron Howard	(215) 463-2500
St. Louis Rams — Rick Smith	(314) 982-7267
San Francisco — Rodney Knox	(408) 562-4949
Tampa Bay — Reggie Roberts	(813) 870-2700
Washington — Mike McCall	(703) 478-8900

MEDIA INFORMATION

The Broncos' media guide was prepared to assist in coverage of Denver's 1998 NFL season. Regarding game credentials, contact:

JIM SACCOMANO

Senior Director of Media Relations
Denver Broncos, 13655 Broncos Parkway,
Englewood, CO 80112

Telephones: Office — (303) 649-9000

Office Private — (303) 649-0572

Media Relations Assistant Paul Kirk — (303) 649-0503

Media Relations Assistant Richard Stewart — (303) 649-0512

Home: Jim Saccomano — (303) 288-1182

When making requests for working press credentials, please allow time for mailing. Press credentials are normally issued approximately seven days before the game. Should transmission facilities be required, please arrange for same through local representatives.

As a general rule, the Denver Broncos do not issue any types of press credentials to weekly newspapers or magazines, unless they are of national circulation on specific assignment.

It is understood that all credentials will be used for the purpose for which they were issued, without exception. Violation of this policy will subject the bearer to ejection from Mile High Stadium.

WORKING PRESS: Admittance to the Broncos' press box is restricted to the WORKING PRESS ONLY. Credentials are marked with individual identification. Passes are non-transferable.

PHOTOGRAPHERS: Photographers are asked to take special note of the following conditions for use of press credentials, as set by the National Football League:

NOTICE OF CREDENTIAL USE CONDITIONS

"This working credential is issued to an organization (the "Accredited Organization") for the sole purpose of providing stadium access to an individual (the "Bearer") who has a legitimate working function (media or game service) in connection with the game for which this credential is issued (the "Game"). IT IS NON-TRANSFERABLE. Any unauthorized use of this credential subjects the Bearer to ejection from the stadium and prosecution for criminal trespass, and subjects the Accredited Organization to revocation of its credentials for future NFL games or events. The NFL is defined for the purposes of this credential to include the National Football League, its affiliates, its member clubs, and their agents and employees.

This credential (if issued for a media function) authorizes (i) the use by the Accredited Organization, for news and editorial coverage of the Game, of any descriptions (including statistical descriptions), accounts, photographs, films, audio or video recordings, or drawings of the game or of any player interviews, press conferences, or other stadium activities related to the Game (collectively, "Game Information") taken, made, created or compiled by the Accredited Organization or the Bearer, and (ii) the use by the Accredited Organization of any NFL or NFL club logos or trademarks (the "Marks") in connection with its authorized use of the Game Information. Any other use or attempted use by the Bearer or the Accredited Organization of Game Information or Marks, including any distribution of Game Information to third parties other than ultimate consumers (e.g., newspaper readers) for their use (whether before or after the conclusion of the Game, and whether or not for editorial purposes) and any authorization of any third party to redistribute any Game Information or to use any Marks, is expressly prohibited, unless the Accredited Organization has obtained the advanced written permission of the NFL for such other use.

Accredited Organizations agree that Game Information taking the form of film, video or digital video recordings ("Video Material") may only be used in connection with a regularly scheduled broadcast television newscast aired by the Accredited Organization within a seven-day period following the Game, and further agree that their use of Video Material in such newscasts shall not exceed (a) six (6) minutes of "same-day" post-game highlights on game days and (b) two (2) minutes of current-season highlights on any other day, or (c) if an Accredited Organization airs a continuous-loop news service, Video Material includ-

ing more than seven (7) plays in any 15-minute segment or fourteen (14) plays in any 30-minute segment of such service. Use of Video Material in any other manner without the advance written permission of the NFL and, where applicable, NFL Films, Inc., is expressly prohibited.

The Accredited Organization and the Bearer assume all risk incident to the performance by the Bearer of his or her services; assume all risk incident to attending NFL games; agree that the NFL has no responsibility for any equipment in use in the stadium; agree that they are not acting for the NFL in any manner whatsoever and are not employees or agents of the NFL; and agree to indemnify and hold harmless the NFL, its affiliates, its member clubs, and their agents and employees from and against all liability, loss, damage or expense, resulting from or arising out of the issuance of this credential or the Bearers' presence in the stadium, except to the extent such liability, loss, damage or expense arises out of the willful or intentional misconduct of the NFL or any other indemnified party.

This credential is subject to such additional credential use conditions as to which the Denver Broncos from time to time may give notice. Any violation of terms of credential use or such additional conditions may result in the withholding or revocation of this credential and any credential for any subsequent Denver Broncos football games.

Acceptance of the credential constitutes agreement by the Accredited Organization and the Bearer to abide by the foregoing conditions. Thank you for your cooperation."

Sideline photo passes will be tightly controlled by the Public Relations Department and are generally limited to photographers shooting for a daily newspaper, wire service, or magazine of national circulation on specific assignment, or television station.

RADIO-TELEVISION: In making requests for broadcast credentials, please specify requirements for spotters and/or statisticians.

STADIUM ACCESS: To get to Mile High Stadium, which is located at 19th Avenue and Eliot Street, take Interstate 25 to the Mile High Stadium Exit (19th Avenue Exit). The Press Box is located on the West side of the stadium.

DRIVING INSTRUCTIONS TO MILE HIGH STADIUM FROM DENVER INTERNATIONAL AIRPORT: Exit airport on Pena Boulevard and continue to Interstate 70. Take Interstate 70 West to Interstate 25 South. Continue on Interstate 25 South until you come to Mile High Stadium Exit (19th Avenue Exit).

DRIVING INSTRUCTIONS TO DENVER INTERNATIONAL AIRPORT FROM MILE HIGH STADIUM: Take one of two routes depending on your parking lot location. You can take 20th Avenue East to Clay Street, turning left at Clay and proceeding to 23rd Avenue. Take a right at 23rd Avenue and continue to Interstate 25 entrances. Another route (Northbound) would be to take 17th Avenue East, which will continue beneath an overpass and will take you directly to Interstate 25 north. Take I-25 North to I-70 East. Follow the signs to DIA. Please allow 45 minutes from Mile High Stadium to DIA.

TRANSMISSION FACILITIES: The Broncos provide five complimentary telephones in the visitors area of the working pressbox for use with VDT or telecopier equipment. Only collect, credit card or third party billing calls can be made from these telephones. Should you wish a private telephone installed at your seat, the Broncos will be pleased to assign you a seat location and provide you with a contact for you to make the appropriate arrangements with the local telephone company.

POST-GAME TRANSPORTATION: Please advise Broncos PR personnel as soon as possible should you require transportation following the game. The amount of time you must wait will obviously decline as time goes by following the conclusion of the game. All taxis will make pick-ups curb side at the Ticket Office, which is located at 19th Avenue and Eliot Street. Should you wish to make your own arrangements, the numbers of local cab companies are 777-7777 and 333-3333.

DENVER BRONCOS HIGHLIGHT VIDEO

Edge Gel is the sponsor of the Denver Broncos highlight video, which is available through NFL Films. The highlight video for the 1997 season, titled "Salute the World Champions," can be obtained by contacting NFL Films at (609) 778-1600. The address is 330 Fellowship Road, Mt. Laurel, NJ, 08054.

1998 NFL SCHEDULE

(ALL TIMES LOCAL AT GAME SITE)

WEEK ONE CBS-TV National Weekend

Sunday, September 6	
Arizona at Dallas	3:05
Atlanta at Carolina	1:01
Buffalo at San Diego	1:15
Detroit at Green Bay	12:01
Jacksonville at Chicago	12:01
Miami at Indianapolis	3:15
New Orleans at St. Louis	12:01
New York Jets at San Francisco	1:15
Pittsburgh at Baltimore	1:01
Seattle at Philadelphia	1:01
Tampa Bay at Minnesota	12:01
Tennessee at Cincinnati	1:01
Washington at New York Giants	1:01
Oakland at Kansas City	(ESPN) 7:20

Monday, September 7
New England at Denver(ABC) 6:20

WEEK TWO FOX-TV National Weekend

Sunday, September 13	
Arizona at Seattle	1:15
Baltimore at New York Jets	1:01
Buffalo at Miami	1:01
Carolina at New Orleans	12:01
Chicago at Pittsburgh	1:01
Cincinnati at Detroit	1:01
Dallas at Denver	2:15
Kansas City at Jacksonville	1:01
Minnesota at St. Louis	12:01
New York Giants at Oakland	1:15
Philadelphia at Atlanta	1:01
San Diego at Tennessee	12:01
Tampa Bay at Green Bay	12:01
Indianapolis at New England	(ESPN) 8:20

Monday, September 14
 San Francisco at Washington(ABC) 8:20

WEEK THREE CBS-TV National Weekend

<i>(Open Dates: Atlanta, Carolina, New Orleans, San Francisco)</i>	
Sunday, September 20	
Baltimore at Jacksonville	4:15
Chicago at Tampa Bay	4:05
Denver at Oakland	1:15
Detroit at Minnesota	12:01
Green Bay at Cincinnati	1:01
Indianapolis at New York Jets	1:01
Pittsburgh at Miami	1:01
St. Louis at Buffalo	1:01
San Diego at Kansas City	12:01
Tennessee at New England	1:01
Washington at Seattle	1:05
Philadelphia at Arizona	(ESPN) 5:20

Monday, September 21
 Dallas at New York Giants(ABC) 8:20

WEEK FOUR FOX-TV National Weekend

<i>(Open Dates: Buffalo, Miami, New England, New York Jets)</i>	
Sunday, September 27	
Arizona at St. Louis	12:01
Atlanta at San Francisco	1:15
Denver at Washington	1:01

Green Bay at Carolina	1:01
Jacksonville at Tennessee	12:01
Kansas City at Philadelphia	1:01
Minnesota at Chicago	3:15
New Orleans at Indianapolis	12:01
New York Giants at San Diego	1:15
Oakland at Dallas	12:01
Seattle at Pittsburgh	4:05
Cincinnati at Baltimore	(ESPN) 8:20

Monday, September 28
 Tampa Bay at Detroit(ABC) 8:20

WEEK FIVE FOX-TV National Weekend

<i>(Open Dates: Baltimore, Cincinnati, Jacksonville, Pittsburgh, St. Louis, Tennessee)</i>	
Sunday, October 4	
Carolina at Atlanta	1:01
Dallas at Washington	1:01
Detroit at Chicago	12:01
Miami at New York Jets	1:01
New England at New Orleans	12:01
New York Giants at Tampa Bay	4:15
Oakland at Arizona	1:05
Philadelphia at Denver	2:15
San Diego at Indianapolis	12:01
San Francisco at Buffalo	1:01
Seattle at Kansas City	(ESPN) 7:20

Monday, October 5
 Minnesota at Green Bay(ABC) 7:20

WEEK SIX CBS-TV National Weekend

<i>(Open Dates: Detroit, Green Bay, Minnesota, Tampa Bay)</i>	
Sunday, October 11	
Buffalo at Indianapolis	12:01
Carolina at Dallas	12:01
Chicago at Arizona	1:05
Denver at Seattle	1:15
Kansas City at New England	1:01
New York Jets at St. Louis	3:15
Pittsburgh at Cincinnati	1:01
San Diego at Oakland	1:15
San Francisco at New Orleans	12:01
Tennessee at Baltimore	1:01
Washington at Philadelphia	1:01
Atlanta at New York Giants	(ESPN) 8:20

Monday, October 12
 Miami at Jacksonville(ABC) 8:20

WEEK SEVEN FOX-TV National Weekend

<i>(Open Dates: Denver, Kansas City, Oakland, Seattle)</i>	
Thursday, October 15	
Green Bay at Detroit	(ESPN) 8:20

Sunday, October 18	
Arizona at New York Giants	1:01
Baltimore at Pittsburgh	1:01
Carolina at Tampa Bay	1:01
Cincinnati at Tennessee	12:01
Dallas at Chicago	3:15
Indianapolis at San Francisco	1:05
Jacksonville at Buffalo	1:01
New Orleans at Atlanta	1:01

Philadelphia at San Diego	1:15
St. Louis at Miami	4:15
Washington at Minnesota	12:01

Monday, October 19
 New York Jets at New England(ABC) 8:20

WEEK EIGHT CBS-TV National Weekend

<i>(Open Dates: Arizona, Dallas, Indianapolis, New York Giants, Philadelphia, Washington)</i>	
Sunday, October 25	
Atlanta at New York Jets	1:01
Baltimore at Green Bay	12:01
Chicago at Tennessee	3:05
Cincinnati at Oakland	1:15
Jacksonville at Denver	2:15
Minnesota at Detroit	1:01
New England at Miami	1:01
San Francisco at St. Louis	12:01
Seattle at San Diego	1:15
Tampa Bay at New Orleans	12:01
Buffalo at Carolina	(ESPN) 8:20

Monday, October 26
 Pittsburgh at Kansas City(ABC) 7:20

WEEK NINE FOX-TV National Weekend

<i>(Open Dates: Chicago, San Diego)</i>	
Sunday, November 1	
Arizona at Detroit	1:01
Denver at Cincinnati	1:01
Jacksonville at Baltimore	1:01
Miami at Buffalo	1:01
Minnesota at Tampa Bay	1:01
New England at Indianapolis	1:01
New Orleans at Carolina	1:01
New York Giants at Washington	1:01
New York Jets at Kansas City	3:05
St. Louis at Atlanta	1:01
San Francisco at Green Bay	3:15
Tennessee at Pittsburgh	1:01
Oakland at Seattle	(ESPN) 5:20

Monday, November 2
 Dallas at Philadelphia(ABC) 8:20

WEEK TEN CBS-TV National Weekend

Sunday, November 8	
Atlanta at New England	1:01
Buffalo at New York Jets	4:15
Carolina at San Francisco	1:01
Cincinnati at Jacksonville	1:01
Detroit at Philadelphia	1:01
Indianapolis at Miami	1:01
Kansas City at Seattle	1:15
New Orleans at Minnesota	12:01
New York Giants at Dallas	12:01
Oakland at Baltimore	1:01
St. Louis at Chicago	12:01
San Diego at Denver	2:15
Washington at Arizona	2:05
Tennessee at Tampa Bay	(ESPN) 8:20

Monday, November 9
 Green Bay at Pittsburgh(ABC) 8:20

WEEK ELEVEN FOX-TV National Weekend

Sunday, November 15	
Baltimore at San Diego	1:05
Cincinnati at Minnesota	12:01
Dallas at Arizona	2:15
Green Bay at New York Giants	4:15

Miami at Carolina	1:01
New England at Buffalo	1:01
New York Jets at Indianapolis	1:01
Philadelphia at Washington	1:01
Pittsburgh at Tennessee	12:01
St. Louis at New Orleans	12:01
San Francisco at Atlanta	1:01
Seattle at Oakland	1:05
Tampa Bay at Jacksonville	4:15
Chicago at Detroit	(ESPN) 8:20

Monday, November 16
Denver at Kansas City(ABC) 7:20

WEEK TWELVE CBS-TV National Weekend

Sunday, November 22	
Arizona at Washington	1:01
Baltimore at Cincinnati	4:15
Carolina at St. Louis	3:05
Chicago at Atlanta	1:01
Detroit at Tampa Bay	1:01
Green Bay at Minnesota	12:01
Indianapolis at Buffalo	1:01
Jacksonville at Pittsburgh	1:01
Kansas City at San Diego	1:15
New York Jets at Tennessee	3:15
Oakland at Denver	2:15
Philadelphia at New York Giants	1:01
Seattle at Dallas	12:01
New Orleans at San Francisco	(ESPN) 5:20

Monday, November 23
 Miami at New England(ABC) 8:20

WEEK THIRTEEN FOX-TV National Weekend

Thursday, November 26	
Minnesota at Dallas	(FOX) 3:05
Pittsburgh at Detroit	(CBS) 12:35

Sunday, November 29	
Arizona at Kansas City	12:01
Atlanta at St. Louis	12:01
Buffalo at New England	4:05
Carolina at New York Jets	1:01
Indianapolis at Baltimore	1:01
Jacksonville at Cincinnati	1:01
New Orleans at Miami	1:01
Philadelphia at Green Bay	3:15
Tampa Bay at Chicago	12:01
Tennessee at Seattle	1:05
Washington at Oakland	1:15
Denver at San Diego	(ESPN) 5:20

Monday, November 30
 New York Giants at San Francisco(ABC) 5:20

WEEK FOURTEEN CBS-TV National Weekend

Thursday, December 3	
St. Louis at Philadelphia	(ESPN) 8:20

Sunday, December 6	
Baltimore at Tennessee	3:15
Buffalo at Cincinnati	1:01
Dallas at New Orleans	12:01
Detroit at Jacksonville	1:01
Indianapolis at Atlanta	1:01
Kansas City at Denver	2:15
Miami at Oakland	1:15
New England at Pittsburgh	1:01
New York Giants at Arizona	2:05
San Diego at Washington	1:01
San Francisco at Carolina	1:01

**WEEK FOURTEEN, CONT.**

Seattle at New York Jets.....1:01
Chicago at Minnesota.....(ESPN) 7:20

Monday, December 7

Green Bay at Tampa Bay.....(ABC) 8:20

WEEK FIFTEEN FOX-TV National Weekend**Sunday, December 13**

Arizona at Philadelphia.....1:01
Atlanta at New Orleans.....12:01
Chicago at Green Bay.....12:01
Cincinnati at Indianapolis.....1:01
Dallas at Kansas City.....3:15
Denver at New York Giants.....1:01
Minnesota at Baltimore.....4:15
New England at St. Louis.....12:01
Oakland at Buffalo.....1:01
Pittsburgh at Tampa Bay.....1:01
San Diego at Seattle.....1:05
Tennessee at Jacksonville.....1:01
Washington at Carolina.....1:01
New York Jets at Miami.....(ESPN) 8:20

Monday, December 14

Detroit at San Francisco.....(ABC) 5:20

WEEK SIXTEEN FOX-TV National Weekend**Saturday, December 19**

New York Jets at Buffalo.....(CBS) 12:35
Tampa Bay at Washington.....(FOX) 4:05

Sunday, December 20

Atlanta at Detroit.....1:01
Baltimore at Chicago.....12:01
Cincinnati at Pittsburgh.....1:01
Indianapolis at Seattle.....1:05
Kansas City at New York Giants.....1:01
New Orleans at Arizona.....2:15
Oakland at San Diego.....1:05
Philadelphia at Dallas.....3:15
St. Louis at Carolina.....1:01
San Francisco at New England.....1:01
Tennessee at Green Bay.....12:01
Jacksonville at Minnesota.....(ESPN) 7:20

Monday, December 21

Denver at Miami.....(ABC) 8:20

WEEK SEVENTEEN CBS-TV National Weekend**Saturday, December 26**

Kansas City at Oakland.....(CBS) 1:05
Minnesota at Tennessee.....(FOX) 11:35 A.M.

Sunday, December 27

Buffalo at New Orleans.....12:01
Carolina at Indianapolis.....1:01
Detroit at Baltimore.....1:01
Green Bay at Chicago.....12:01
Miami at Atlanta.....1:01
New England at New York Jets.....1:01
New York Giants at Philadelphia.....4:05
St. Louis at San Francisco.....1:05
San Diego at Arizona.....2:15
Seattle at Denver.....2:15
Tampa Bay at Cincinnati.....1:01
Washington at Dallas.....(ESPN) 7:20

Monday, December 28

Pittsburgh at Jacksonville.....(ABC) 8:20

1998 NFL PRESEASON SCHEDULE

(All Times Local, except American Bowl Games, which are ET)

HALL OF FAME WEEKEND**Friday, July 31**

Seattle at Dallas.....8 p.m.

Saturday, August 1

Pittsburgh vs. Tampa Bay.....(ABC) 7 p.m.
(Hall of Fame Game in Canton, Ohio)
Green Bay vs. Kansas City.....(ESPN) 10:15 p.m.
(American Bowl '98 at Tokyo, Japan)

Sunday, August 2

New England at San Francisco.....3 p.m.

FIRST WEEK**Thursday, August 6**

New York Jets at Philadelphia.....8 p.m.

Friday, August 7

Arizona at Detroit.....7 p.m.
Tennessee at Atlanta.....7:30 p.m.

Saturday, August 8

Buffalo at Pittsburgh.....7:30 p.m.
Chicago at Baltimore.....7:30 p.m.
Cincinnati at New York Giants.....8 p.m.
Denver at St. Louis.....7 p.m.
Indianapolis at Seattle.....7 p.m.
Jacksonville at Carolina.....7:30 p.m.
Kansas City vs. Tampa Bay @ Norman, Okla.....7 p.m.
Miami at Washington.....7:30 p.m.
New Orleans at Green Bay.....7 p.m.
Oakland at San Diego.....7 p.m.

Sunday, August 9

Minnesota at New England.....7:30 p.m.

SECOND WEEK**Thursday, August 13**

Tampa Bay at Miami.....(ESPN) 8:20 p.m.

Friday, August 14

Atlanta at Detroit.....7 p.m.
Carolina at Buffalo.....7:30 p.m.
Chicago at Arizona.....7 p.m.
New Orleans at Denver.....7 p.m.
New York Giants at Jacksonville.....8 p.m.
Pittsburgh at Philadelphia.....8 p.m.

Saturday, August 15

San Francisco vs. Seattle.....(CBS) 8 p.m.
(American Bowl '98 at Vancouver, B.C.)
Baltimore at New York Jets.....5 p.m.
Kansas City at Minnesota.....7 p.m.
St. Louis at San Diego.....8 p.m.
Washington at Tennessee.....1 p.m.

Sunday, August 16

Oakland at Green Bay.....(FOX) 3 p.m.

Monday, August 17

Dallas vs. New England.....(ABC) 8 p.m.
(American Bowl '98 at Mexico City, Mexico)
Indianapolis at Cincinnati.....7:30 p.m.

THIRD WEEK**Thursday, August 20**

New York Giants at New York Jets.....(ESPN) 8:20 p.m.

Friday, August 21

Buffalo at Chicago.....7 p.m.

Saturday, August 22

Atlanta vs. Pittsburgh @ Morgantown, W.V.....6 p.m.
Dallas at St. Louis.....7 p.m.
Detroit at Cincinnati.....7:30 p.m.
Jacksonville at Kansas City.....7 p.m.
Minnesota at Carolina.....7:30 p.m.
New England at Washington.....7:30 p.m.
San Diego at Indianapolis.....7 p.m.
Seattle at Arizona.....7 p.m.
Tennessee at New Orleans.....7 p.m.

Sunday, August 23

Miami at San Francisco.....(FOX) 1 p.m.

Monday, August 24

Green Bay at Denver.....(ABC) 6 p.m.
Philadelphia at Baltimore.....7:30 p.m.
Tampa Bay at Oakland.....6 p.m.

FOURTH WEEK**Thursday, August 27**

Dallas at Jacksonville.....(CBS) 8 p.m.
Detroit at Indianapolis.....7:30 p.m.

Friday, August 28

Baltimore at New York Giants.....8 p.m.
Cincinnati at Atlanta.....7:30 p.m.
Green Bay at Miami.....7 p.m.
New York Jets at Chicago.....7 p.m.
St. Louis at Kansas City.....7 p.m.
San Diego at Minnesota.....7 p.m.
San Francisco at Seattle.....7 p.m.
Tampa Bay at New Orleans.....7:30 p.m.
Washington at Buffalo.....7 p.m.

Saturday, August 29

Arizona at Oakland.....1 p.m.
Carolina at Pittsburgh.....(ESPN) 8:20 p.m.
Denver at Tennessee.....1 p.m.
Philadelphia at New England.....8 p.m.

POSTSEASON

Saturday, Jan. 2

AFC and NFC Wild Card Playoffs (ABC)

Sunday, Jan. 3

AFC and NFC Wild Card Playoffs (CBS and FOX)

Saturday, Jan. 9

AFC and NFC Divisional Playoffs (CBS and FOX)

Sunday, Jan. 10

AFC and NFC Divisional Playoffs (CBS and FOX)

Sunday, Jan. 17

AFC and NFC Championship Games (CBS and FOX)

Sunday, Jan. 31

Super Bowl XXXIII at Pro Player Stadium in Miami (FOX)

Sunday, Feb. 7

AFC-NFC Pro Bowl at Honolulu, Hawaii (ABC)

1998 AFC-NFC INTERCONF. GAMES

WEEK ONE — SEPT. 6

Jacksonville at Chicago.....12:01
New York Jets at San Francisco.....1:15
Seattle at Philadelphia.....1:01

WEEK TWO — SEPT. 13

Arizona at Seattle.....1:15
Chicago at Pittsburgh.....1:01
Cincinnati at Detroit.....1:01
Dallas at Denver.....2:15
New York Giants at Oakland.....1:15

WEEK THREE — SEPT. 20

Green Bay at Cincinnati.....1:01
St. Louis at Buffalo.....1:01
Washington at Seattle.....1:05

WEEK FOUR — SEPT. 27

Denver at Washington.....1:01
Kansas City at Philadelphia.....1:01
New Orleans at Indianapolis.....12:01
New York Giants at San Diego.....1:15
Oakland at Dallas.....12:01

WEEK FIVE — OCT. 4

New England at New Orleans.....12:01
Oakland at Arizona.....1:05
Philadelphia at Denver.....2:15
San Francisco at Buffalo.....1:01

WEEK SIX — OCT. 11

New York Jets at St. Louis.....3:15

WEEK SEVEN — OCT. 18

Indianapolis at San Francisco.....1:05
Philadelphia at San Diego.....1:15
St. Louis at Miami.....4:15

WEEK EIGHT — OCT. 25

Atlanta at New York Jets.....1:01
Baltimore at Green Bay.....12:01
Chicago at Tennessee.....3:05
Buffalo at Carolina.....(ESPN) 8:20

WEEK TEN — NOV. 8

Atlanta at New England.....1:01
Tennessee at Tampa Bay.....(ESPN) 8:20
Green Bay at Pittsburgh (Mon., 11/9).....(ABC) 8:20

WEEK ELEVEN — NOV. 15

Cincinnati at Minnesota.....12:01
Miami at Carolina.....1:01
Tampa Bay at Jacksonville.....4:15

WEEK TWELVE — NOV. 22

Seattle at Dallas.....12:01

WEEK THIRTEEN — NOV. 29

Pittsburgh at Detroit (Thurs., 11/26).....(CBS) 12:35
Arizona at Kansas City.....12:01
Carolina at New York Jets.....1:01
New Orleans at Miami.....1:01
Washington at Oakland.....1:15

WEEK FOURTEEN — DEC. 6

Detroit at Jacksonville.....1:01
Indianapolis at Atlanta.....1:01
San Diego at Washington.....1:01

WEEK FIFTEEN — DEC. 13

Dallas at Kansas City.....3:15
Denver at New York Giants.....1:01
Minnesota at Baltimore.....4:15
New England at St. Louis.....12:01
Pittsburgh at Tampa Bay.....1:01

WEEK SIXTEEN — DEC. 20

Baltimore at Chicago.....12:01
Kansas City at New York Giants.....1:01
San Francisco at New England.....1:01
Tennessee at Green Bay.....12:01
Jacksonville at Minnesota.....(ESPN) 7:20

WEEK SEVENTEEN — DEC. 27

Minnesota at Tennessee (Sat., 12/26).....(FOX) 11:35 A.M.
Buffalo at New Orleans.....12:01
Carolina at Indianapolis.....1:01
Detroit at Baltimore.....1:01
Miami at Atlanta.....1:01
San Diego at Arizona.....2:15
Tampa Bay at Cincinnati.....1:01

1998 NATIONAL TELEVISION GAMES

REGULAR SEASON

Sunday, Sept. 6	New York Jets at San Francisco (day, CBS)
Monday, Sept. 7	Oakland at Kansas City (night, ESPN)
Sunday, Sept. 13	New England at Denver (night, ABC)
Monday, Sept. 14	Dallas at Denver (day, FOX)
Sunday, Sept. 20	Indianapolis at New England (night, ESPN)
Monday, Sept. 21	San Francisco at Washington (night, ABC)
Sunday, Sept. 27	Denver at Oakland (day, CBS)
Monday, Sept. 28	Philadelphia at Arizona (night, ESPN)
Sunday, Sept. 27	Dallas at New York Giants (night, ABC)
Monday, Sept. 28	Minnesota at Chicago (day, FOX)
Sunday, Oct. 4	Cincinnati at Baltimore (night, ESPN)
Monday, Oct. 5	Tampa Bay at Detroit (night, ABC)
Sunday, Oct. 11	Philadelphia at Denver (day, FOX)
Monday, Oct. 12	Seattle at Kansas City (night, ESPN)
Thursday, Oct. 15	Minnesota at Green Bay (night, ABC)
Sunday, Oct. 18	Denver at Seattle (day, CBS)
Monday, Oct. 19	Atlanta at New York Giants (night, ESPN)
Sunday, Oct. 25	Miami at Jacksonville (night, ABC)
Monday, Oct. 26	Green Bay at Detroit (night, ESPN)
Sunday, Nov. 1	Dallas at Chicago (day, FOX)
Monday, Nov. 2	New York Jets at New England (night, ABC)
Sunday, Nov. 8	Jacksonville at Denver (day, CBS)
Monday, Nov. 9	Buffalo at Carolina (night, ESPN)
Sunday, Nov. 15	Pittsburgh at Kansas City (night, ABC)
Monday, Nov. 16	San Francisco at Green Bay (day, FOX)
Sunday, Nov. 22	Oakland at Seattle (night, ESPN)
Monday, Nov. 23	Dallas at Philadelphia (night, ABC)
Thursday, Nov. 26	San Diego at Denver (day, CBS)
Sunday, Nov. 29	Tennessee at Tampa Bay (night, ESPN)
Monday, Nov. 30	Green Bay at Pittsburgh (night, ABC)
Thursday, Dec. 3	Green Bay at New York Giants (day, FOX)
Sunday, Dec. 6	Chicago at Detroit (night, ESPN)
Monday, Dec. 7	Denver at Kansas City (night, ABC)
Sunday, Dec. 13	Oakland at Denver (day, CBS)
Monday, Dec. 14	New Orleans at San Francisco (night, ESPN)
Saturday, Dec. 19	Miami at New England (night, ABC)
Sunday, Dec. 20	Pittsburgh at Detroit (day, CBS)
Monday, Dec. 21	Minnesota at Dallas (day, FOX)
Saturday, Dec. 26	Philadelphia at Green Bay (day, FOX)
Sunday, Dec. 27	Denver at San Diego (night, ESPN)
Monday, Dec. 28	New York Giants at San Francisco (night, ABC)
	St. Louis at Philadelphia (night, ESPN)
	Kansas City at Denver (day, CBS)
	Chicago at Minnesota (night, ESPN)
	Green Bay at Tampa Bay (night, ABC)
	Dallas at Kansas City (day, FOX)
	New York Jets at Miami (night, ESPN)
	Detroit at San Francisco (night, ABC)
	New York Jets at Buffalo (day, CBS)
	Tampa Bay at Washington (day, FOX)
	Philadelphia at Dallas (day, FOX)
	Jacksonville at Minnesota (night, ESPN)
	Denver at Miami (night, ABC)
	Minnesota at Tennessee (day, FOX)
	Kansas City at Oakland (day, CBS)
	Seattle at Denver (day, CBS)
	Washington at Dallas (night, ESPN)
	Pittsburgh at Jacksonville (night, ABC)

POSTSEASON

Saturday, Jan. 2	AFC and NFC Wild Card Playoffs (ABC)
Sunday, Jan. 3	AFC and NFC Wild Card Playoffs (CBS and FOX)
Saturday, Jan. 9	AFC and NFC Divisional Playoffs (CBS and FOX)
Sunday, Jan. 10	AFC and NFC Divisional Playoffs (CBS and FOX)
Sunday, Jan. 17	AFC and NFC Championship Games (CBS and FOX)
Sunday, Jan. 31	Super Bowl XXXIII at Pro Player Stadium in Miami (FOX)
Sunday, Feb. 7	AFC-NFC Pro Bowl at Honolulu, Hawaii (ABC)

1997 PRIME TIME TELEVISION GAMES

(All times local; Sunday on ESPN, Monday on ABC; also on CBS radio)

Sunday, Sept. 6	Oakland at Kansas City (ESPN)	7:20
Monday, Sept. 7	New England at Denver (ABC)	6:20
Sunday, Sept. 13	Indianapolis at New England (ESPN)	8:20
Monday, Sept. 14	San Francisco at Washington (ABC)	8:20
Sunday, Sept. 20	Philadelphia at Arizona (ESPN)	6:20
Monday, Sept. 21	Dallas at New York Giants (ABC)	8:20
Sunday, Sept. 27	Cincinnati at Baltimore (ESPN)	8:20
Monday, Sept. 28	Tampa Bay at Detroit (ABC)	8:20
Sunday, Oct. 4	Seattle at Kansas City (ESPN)	7:20
Monday, Oct. 5	Minnesota at Green Bay (ABC)	7:20
Sunday, Oct. 11	Atlanta at New York Giants (ESPN)	8:20
Monday, Oct. 12	Miami at Jacksonville (ABC)	8:20
Thursday, Oct. 15	Green Bay at Detroit (ESPN)	8:20
Monday, Oct. 19	New York Jets at New England (ABC)	8:20
Sunday, Oct. 25	Buffalo at Carolina (ESPN)	8:20
Monday, Oct. 26	Pittsburgh at Kansas City (ABC)	7:20
Sunday, Nov. 1	Oakland at Seattle (ESPN)	5:20
Monday, Nov. 2	Dallas at Philadelphia (ABC)	8:20
Sunday, Nov. 8	Tennessee at Tampa Bay (ESPN)	8:20
Monday, Nov. 9	Green Bay at Pittsburgh (ABC)	8:20
Sunday, Nov. 15	Chicago at Detroit (ESPN)	8:20
Monday, Nov. 16	Denver at Kansas City (ABC)	7:20
Sunday, Nov. 22	New Orleans at San Francisco (ESPN)	5:20
Monday, Nov. 23	Miami at New England (ABC)	8:20
Sunday, Nov. 29	Denver at San Diego (ESPN)	5:20
Monday, Nov. 30	New York Giants at San Francisco (ABC)	5:20
Thursday, Dec. 3	St. Louis at Philadelphia (ESPN)	8:20
Sunday, Dec. 6	Chicago at Minnesota (ESPN)	7:20
Monday, Dec. 7	Green Bay at Tampa Bay (ABC)	8:20
Sunday, Dec. 13	New York Jets at Miami (ESPN)	8:20
Monday, Dec. 14	Detroit at San Francisco (ABC)	5:20
Sunday, Dec. 20	Jacksonville at Minnesota (ESPN)	7:20
Monday, Dec. 21	Denver at Miami (ABC)	8:20
Sunday, Dec. 27	Washington at Dallas (ESPN)	7:20
Monday, Dec. 28	Pittsburgh at Jacksonville (ABC)	8:20



GET A KID OFF THE BENCH AND INTO THE BUNCH!

Whether it's your kids, your grandkids or the kids next door, the next generation of Broncos fans can be a part of Broncomania if you sign them up for the Broncos Bunch! It's the official kids club of the Denver Broncos.

For just \$15, kids get a Broncos Bunch welcome kit, the official club newsletter and admission into the Mile High Day event, exclusive to Broncos Bunch members.

For more information on the Broncos Bunch, call:

1-888-BRONCOS

The Broncos, Gart Sports and NIKE have teamed up to bring you the Broncos Bunch. Stop by Gart's, the official Broncos Bunch headquarters, for the latest in NIKE apparel and footwear.

GART
sports

