

BRONCOS



1999
MEDIA
GUIDE



**WORLD
CHAMPIONS**
1997, 1998

Executive Offices

13655 Broncos Parkway • Englewood, Colorado 80112
Telephone: (303) 649-9000 • FAX: (303) 649-9354 • PR FAX: (303) 649-0562

Media Relations

Jim Saccomano, Senior Director of Media Relations: (303) 649-0572 • saccomanoj@broncos.nfl.com
Paul Kirk, Media Relations Coordinator: (303) 649-0503 • kirkp@broncos.nfl.com
Richard Stewart, Media Relations/Community Affairs Coordinator: (303) 649-0512 • stewartr@broncos.nfl.com
Rebecca Villanueva, Administrative Assistant: (303) 649-0598 • villanuevar@broncos.nfl.com
Internet: www.denverbroncos.com

Ticket Office

Denver Mile High Stadium
1900 Eliot Street
Denver, CO 80204
(303) 433-7466
FAX: (303) 433-3414

Training Camp

Lawrenson Hall
University of Northern Colorado
Greeley, CO 80639
(970) 351-1007
FAX: (970) 351-4060

National Football League

280 Park Avenue
New York, NY 10017
(212) 450-2000
FAX: (212) 281-7573
Internet: www.nfl.com

1999 DENVER BRONCOS SCHEDULE

(all times local at site)

PRESEASON

Wk.	Day	Date	Opponent	Site	Time	TV
	Sun.	Aug. 8	vs. San Diego	at Sydney, Australia	11:00 a.m. ADT	FOX
				<i>Stadium Australia, (game televised in U.S.A. at 7 p.m. MDT, Sat., Aug. 7)</i>		
1	Sat.	Aug. 14	Arizona	Mile High Stadium	7:00 p.m. MDT	KUSA
2	Mon.	Aug. 23	vs. Green Bay	at Madison, Wisc.	7:00 p.m. CDT	ABC
3	Sun.	Aug. 29	at Dallas	Texas Stadium	7:00 p.m. CDT	FOX
4	Fri.	Sept. 3	San Francisco	Mile High Stadium	7:00 p.m. MDT	KUSA

REGULAR SEASON

Wk.	Day	Date	Opponent	Site	Time	TV
1	Mon.	Sept. 13	Miami	Mile High Stadium	7:00 p.m. MDT	ABC
2	Sun.	Sept. 19	at Kansas City	Arrowhead Stadium	3:15 p.m. CDT	CBS
3	Sun.	Sept. 26	at Tampa Bay	Raymond James Stadium	1:00 p.m. EDT	CBS
4	Sun.	Oct. 3	New York Jets	Mile High Stadium	2:15 p.m. MDT	CBS
5	Sun.	Oct. 10	at Oakland	Oakland-Alameda Coliseum	1:15 p.m. PDT	CBS
6	Sun.	Oct. 17	Green Bay	Mile High Stadium	2:15 p.m. MDT	FOX
7	Sun.	Oct. 24	at New England	Foxboro Stadium	1:00 p.m. EDT	CBS
8	Sun.	Oct. 31	Minnesota	Mile High Stadium	2:15 p.m. MST	FOX
9	Sun.	Nov. 7	at San Diego	Qualcomm Stadium	1:15 p.m. PST	CBS
10	Sun.	Nov. 14	at Seattle	Kingdome	5:20 p.m. PST	ESPN
11	Mon.	Nov. 22	Oakland	Mile High Stadium	7:00 p.m. MST	ABC
12				BYE WEEK		
13	Sun.	Dec. 5	Kansas City	Mile High Stadium	2:15 p.m. MST	CBS
14	Mon.	Dec. 13	at Jacksonville	ALLTEL Stadium	9:00 p.m. EST	ABC
15	Sun.	Dec. 19	Seattle	Mile High Stadium	2:15 p.m. MST	CBS
16	Sat.	Dec. 25	at Detroit	Pontiac Silverdome	4:15 p.m. EST	CBS
17	Sun.	Jan. 2	San Diego	Mile High Stadium	2:15 p.m. MST	CBS

ON THE COVER

Running back Terrell Davis was named the National Football League's Most Valuable Player in 1998, as he rushed for 2,008 yards to post the third-highest single-season rushing total in league history. Already the Broncos' career rushing leader with 6,413 yards in just four seasons, Davis continues to establish himself as one of the league's elite players, having helped lead Denver to back-to-back Super Bowl wins. Representing that accomplishment on the cover are the images of two Vince Lombardi trophies, embossed and inset in the lower right corner. *Davis photo by Ryan McKee, Rich Clarkson & Associates, Denver, Colo. Lombardi Trophy photos by Michael Burr, NFL Photos.*

DENVER BRONCOS 1999 MEDIA GUIDE

INDEX

Alumni Council	499	Outstanding Individual Performances	467
Attendance Marks	411	Records — Postseason	
Biographies:		Broncos Individual	457
Pat Bowlen	6	Broncos Team	462
Mike Shanahan	10	Results:	
Neal Dahlen	16	1998 Season	212
Joe Ellis	41	All-Time Game-by-Game	285
John Beake	42	Artificial Turf Record	553
Assistant Coaches	17	Miscellaneous Record Breakdowns	305
Draft Choices	193	Overtime Games	304
Player Personnel	34	Television Games	304
Ring of Fame Members	482	Year-by-Year Final Record	352
Rookie & First-Year Free Agents	205	Retired Numbers	480
Veteran Players	56	Ring of Fame Member Profiles	482
Biographies Index	4	Rosters:	
Broncos Name Origin	112	All-Time Broncos (Alphabetical)	514
Cheerleaders	547	All-Time Broncos (Numerical)	527
Coaching Records, Year-by-Year	409	All-Time Coaches	410
Cold Weather Games	553	1999 Breakdown by Position	279
Community Relations	542	1999 Rookie and First-Year	282
Directory	2	1999 Veterans	280
Draft Choices, 1960-99	500	Schedules:	
Free Agents Signed/Lost, 1989-99	505	Broncos 1999	IFC
Hall of Fame Broncos	513	1999 Opponent Capsules	561
Highlight Film Information	569	NFL Regular Season	570
Historical Highlights	534	NFL Postseason	573
Honors and Awards, All-Time Individual	474	NFL Preseason	572
Honors and Awards, 1998	231	NFL Interconference games	573
How the Broncos Are Being Built	283	Series Scores vs. Opponents	301
Last Time	227	Service with Broncos	418
Mascot	548	Stadium Information	549
Media Information	568	Staff Photos	44
Medical Glossary	554	Starting Lineups, 1960-98	347
Monday Night Games	304	Starters, 1998 Game-by-Game	224
Most Valuable Player Awards		Statistics:	
(Broncos team)	479	1998 Individual Game-by-Game	232
National Football League		1998 Team Game-by-Game	222
1998 Standings	551	1998 Game Summaries/Stats	240
Personnel Directory	566	1998 Regular Season Individual and Team	212
Player Personnel Dates	560	1998 Postseason Individual and Team	215
Public Relations Directors	567	1998 Preseason Individual and Team	217
Super Bowl/Conf. Championship Scores	552	1998 Participation	225
New Stadium	576	1998 Single-Game Highs	219
Paul D. Bowlen Memorial		Leaders Year by Year	416
Broncos Centre	5	Team Offense and Defense Year-by-Year	414
Playing Field Plan	558	Year-by-Year Final Statistics	308
Postseason Game Summaries	354	Super Bowl Future Sites	553
Pro Bowl Broncos	478	Television Games, 1999	574
Pronunciation Guide	279	Ticket Sales, 1960-99	411
Radio Network	550	Trades, All-Time	506
Records — Regular Season		Training Camp Sites, 1960-99	553
Broncos Individual	419	Transactions, 1998-99	510
Broncos Team	434	Vince Lombardi Trophy	210
Opponent Individual	449	What to Look For in 1998	53
Opponent Team	452	Winning Tradition	50

CREDITS

The 1999 Denver Broncos media guide has been produced to assist members of the media in their coverage of the Broncos. The guide was produced by the club's media relations department, Jim Saccomano, Senior Director. Information contained herein was compiled by the current and previous media relations staffs. ©1999 Denver Broncos Football Club. Layout, design and editing by media relations coordinator Paul Kirk using QuarkXPress™ desktop publishing applications on a Macintosh computer system, with editorial assistance from Saccomano, media relations/community affairs coordinator Richard Stewart and marketing services manager Steve Harbula. Additional thanks to media relations administrative assistant Rebecca Villanueva, as well as Joe Cronin and John Turney for their extensive statistical research. Printing by A.B. Hirschfeld Press, Denver, Colo. Photography and scans by Rich Clarkson & Associates. Photographers: Eric Bakke, David Gonzales and Ryan McKee. Additional headshot credit to Wayne Paulo/Photo-Stock. Please see pages 568-69 for complete media services information.



BRONCOS DIRECTORY

Business Address 13655 Broncos Parkway, Englewood, CO 80112
 Telephone (303) 649-9000
 Ticket Office (303) 433-7466
 Internet Address www.denverbroncos.com
 Home Stadium Mile High Stadium (76,098)
 Colors Orange and Bronco Navy Blue
 Conference American Football Conference (Western Division)

OWNERSHIP

Pat Bowlen President and Chief Executive Officer
 Yolanda Saltus Senior Executive to President and CEO

BOARD OF DIRECTORS

Pat Bowlen Chairman of the Board
 Bill Bowlen Board Member
 John Bowlen Board Member
 Bill Britton Board Member
 Tim Guard Board Member
 Jeff Harman Board Member
 Fred Hemmings Board Member
 John Jagger Board Member

VICE PRESIDENT OF BUSINESS OPERATIONS

Joe Ellis Vice President of Business Operations
 Lisa Williams Executive Assistant to Vice President of Business Operations

VICE PRESIDENT OF ADMINISTRATION

John Beake Vice President of Administration
 Kristi Nichols Executive Assistant to Vice President of Administration

BOWLEN SPORTS, INC.

Jim Schafer Assistant to the President
 Veronica Ibarra Executive Assistant

HEAD COACH

Mike Shanahan Head Coach / Vice President of Football Operations

GENERAL MANAGER

Neal Dahlen General Manager

COACHING STAFF

Frank Bush Linebackers
 Barney Chavous Assistant Offensive Line / Assistant Strength and Conditioning
 Rick Dennison Special Teams
 Ed Donatelli Defensive Backs
 George Dyer Defensive Line
 Alex Gibbs Assistant Head Coach / Offensive Line
 Mike Heimerdinger Wide Receivers
 Gary Kubiak Offensive Coordinator / Quarterbacks
 Pat McPherson Offensive Assistant
 Brian Pariani Tight Ends
 Ricky Porter Assistant Strength and Conditioning
 Greg Robinson Defensive Coordinator
 Greg Saporita Assistant Strength and Conditioning
 Rick Smith Defensive Assistant
 John Teerlinck Pass Rush Specialist
 Terry Turney Defensive Assistant
 Bobby Turner Running Backs
 Rich Tuten Strength and Conditioning

Cindi Lowe Secretary to Head Coach
 Dixie Greer Assistant Coaches Secretary / Video Department

PLAYER PERSONNEL

Jack Elway Director of Pro Scouting
 Ted Sundquist Director of College Scouting
 Jerry Frei College Scouting Consultant
 Dave Blando Director of Salary Cap and Football Finance Administration
 Bob Beers College Scout
 Scott DiStefano College Scout
 Jim Goodman College Scout
 Cornell Green College Scout
 Greg Miller College Scout
 Dan Rambo College Scout
 Dale Strahm College Scout



PLAYER PERSONNEL, cont.

Chris Trulove Pro Personnel Assistant
 Mike Blum College Scouting Assistant
 Jill Fishman Player Personnel Assistant
 Pam Hynes Player Personnel Assistant

ATHLETIC TRAINING

Steve Antonopoulos Head Athletic Trainer
 Jim Keller Assistant Trainer
 Corey Oshikoya Assistant Trainer
 Dr. Richard Hawkins Team Physician
 Dr. Arthur Ziporin Team Physician

EQUIPMENT

Doug West Equipment Manager
 Ronnie Bill Assistant Equipment Manager
 Chris Valenti Assistant Equipment Manager

VIDEO

Kent Erickson Director of Video Operations
 Gary McCune Assistant Video Director
 Kirt Horuchi Video Assistant

FINANCE

Allen Fears Chief Financial Officer
 Jo Bidwell Controller
 Patt Fox Accounting Manager
 Beverly J. Havens Accounts Payable
 Sheila Thomas Human Resources Manager
 Sherry Zoltay Insurance Administrator / Executive Assistant to Chief Financial Officer

MEDIA RELATIONS

Jim Saccomano Senior Director of Media Relations
 Paul Kirk Media Relations Coordinator
 Richard Stewart Media Relations / Community Affairs Coordinator
 Rebecca Villanueva Administrative Assistant

MARKETING

Greg Carney Senior Director of Marketing
 Michael Young Director of Corporate Relations
 Pamela Krotchko Manager, Denver Broncos Charities Fund
 Steve Harbula Marketing Services Manager
 Brady Kellogg Client Services Coordinator
 Niambi Nicholes Marketing Assistant
 Becca Maynard Events Coordinator
 Teresa Schroeder Director of Cheerleaders
 Shelly True Assistant Director, Cheerleaders
 Shawna Arnold Director of Junior Cheerleaders

COMMUNITY RELATIONS

Billy Thompson Director of Player Relations/Alumni Coordinator
 Fred Fleming Director of Special Services
 Steve Sewell Community Relations Youth Coordinator
 Lee Carpenter Community Relations Assistant

INFORMATION SYSTEMS

Rick Schoenhals Manager of Information Systems
 Gary Kalika Network Manager
 Dave Daubers Operator / Programmer for Information Systems

OPERATIONS

Bill Harpole Senior Director of Operations
 Ross Kurcab Turf Manager
 Wes Conway Assistant Turf Manager
 Troy Smith Assistant Turf Manager
 Chip Conway Operations Assistant
 Meredith Zier Operations Assistant
 Dave Bratten Facilities Assistant
 Maeve Drake Receptionist
 Sue Kissel Manager/Broncos Store

STADIUM OPERATIONS

Gail Stuckey Director of Stadium Operations
 John Karpan Operations Assistant

TICKET OPERATIONS

Rick Nichols Senior Director of Ticket Operations / Business Development
 Kirk Dyer Assistant Ticket Manager
 Patti Barban Senior Ticket Assistant
 Carol Gibbons Ticket Assistant
 Rick Pearl Ticket Assistant
 Derek Thomas Ticket Assistant
 Sue Vaughn Gift Shop Assistant



INDEX TO BIOGRAPHIES

Alexander, Curtis	205	Lodish, Mike	128
Baker, Jeff	205	Loville, Derek	130
Banks, Chris	56	Lynn, Anthony	133
Beake, John	42	Maumau, Viliami	207
Beers, Bob	36	McCaffrey, Ed	134
Berti, Tony	56	McElroy, Leeland	138
Blando, Dave	36	McGriff, Travis	198
Bowens, David	200	McPherson, Pat	25
Bowlen, Pat	6	Miller, Billy	203
Braxton, Tyrone	57	Miller, Chris	139
Brister, Bubby	61	Miller, Greg	38
Brohm, Jeff	67	Mobley, John	141
Brown, Cyron	68	Moore, Jason	208
Brown, Darwin	201	Nalen, Tom	144
Brown, Eric	68	Nash, Marcus	146
Bush, Frank	17	Neil, Dan	147
Cadrez, Glenn	69	Noel, Tori	208
Carswell, Dwayne	71	Pariani, Brian	25
Carter, Dale	73	Paul, Tito	148
Chamberlain, Byron	75	Plummer, Chad	202
Chavous, Barney	18	Porter, Ricky	26
Christopherson, Ryan	77	Pryce, Trevor	149
Clark, Desmond	201	Rambo, Dan	39
Clements, Chuck	78	Reagor, Montae	195
Coghill, George	78	Reeves, Carl	150
Coleman, Herb	205	Robinson, Greg	27
Cooper, Andre	206	Romanowski, Bill	151
Crockett, Ray	80	Rouen, Tom	154
Crosland, Ben	206	Russ, Steve	156
Dahlen, Neal	16	Saporta, Greg	29
Davis, Terrell	83	Schlereth, Mark	157
Dennison, Rick	18	Shanahan, Mike	10
Diaz-Infante, David	105	Sharpe, Shannon	160
DiStefano, Scott	37	Shiver, Clay	172
Doering, Chris	106	Smith, Detron	172
Donatell, Ed	19	Smith, Neil	174
Dumas, Troy	107	Smith, Rick	29
Dyer, George	20	Smith, Rod	178
Elam, Jason	107	Strahm, Dale	39
Ellis, Joe	41	Sundquist, Ted	34
Elway, Jack	34	Suttle, Jason	208
Finn, Dan	206	Swift, Justin	204
Frei, Jerry	35	Tanuvasa, Maa	183
Friedman, Lennie	196	Teague, Trey	185
Gary, Olandis	199	Teerlinck, John	30
Gibbs, Alex	21	Thomas, Dave	209
Gizzi, Chris	207	Thomas, Marvin	209
Goodman, Jim	37	Traylor, Keith	185
Green, Cornell	38	Trout, Brad	209
Griese, Brian	114	Turney, Terry	31
Griffith, Howard	115	Turner, Bobby	31
Hasselbach, Harald	118	Turner, Shawn	210
Heimerdinger, Mike	22	Tuten, Melvin	187
James, Tory	119	Tuten, Rich	33
Johnson, Darrius	121	Ulmer, Artie	188
Johnson, Taj	207	Ward, Ronnie	188
Jones, K.C.	123	Watson, Chris	197
Jones, Tony	123	Wayne, Nate	189
Kohn, Tim	126	Williams, Alfred	190
Kubiak, Gary	23	Wilson, Al	194
Lepis, Matt	127		



THE PAUL D. BOWLEN MEMORIAL BRONCOS CENTRE

On March 5, 1990 the Denver Broncos moved into the Paul D. Bowlen Memorial Broncos Centre, the state-of-the-art headquarters for the National Football League team. The complex is named for the Broncos owner's late father, and is the culmination of Pat Bowlen's desire to maximize a positive working environment for his team, which has won back-to-back World Championships with victories in Super Bowls XXXII and XXXIII. The Broncos were the only American Football Conference club to appear in the three Super Bowls during the 1980s.

The training facility is situated on 13.5 acres in the rapidly expanding Dove Valley Business Park in south Arapahoe County. It includes an administrative building, two full-size practice fields and a smaller workout field.

The Bowlen Broncos Centre is a two-story building totaling 60,000 square feet, well over twice the size of the team's previous facility. The ground floor houses the main entry, visitors area and trophy display area, and media room, in addition to the play-related facilities, which encompass the locker room, meeting rooms, training area, weight room, equipment room, and video department.

It is on the second level, which is accessible through two stairways adjacent to the lobby area, that most of the administrative offices are located. These include the offices for Pat Bowlen, Mike Shanahan, Neal Dahlen, Joe Ellis and John Beake, as well as those of all assistant coaches and football operations personnel. The second floor is divided into one wing for administrative offices and another for coaches and meeting rooms. The Broncos' extensive computer operation also is located on the second floor.

There is ample practice space available for use by the Broncos, as both practice fields are 100 yards and one of them has a unique design system that includes underground wiring to prevent the turf from freezing and thus allows the Broncos to practice year-round on unfrozen natural grass. The complex also includes a smaller, 50-yard natural grass workout field and the Broncos' indoor "bubble," which houses a 70-yard artificial turf field.

The expansive weight room and training room are among the largest in the entire league, and the Bowlen Centre also includes a separate building that houses two racquetball courts for training and leisure use by players and staff members.





PRESIDENT AND CHIEF EXECUTIVE OFFICER

PAT BOWLEN



Denver Broncos owner Pat Bowlen directed his franchise to an elite level of sports accomplishment in 1998 when Denver became just the sixth National Football League franchise to win back-to-back Super Bowl championships.

In posting a decisive 34-19 win over the Atlanta Falcons in Super Bowl XXXIII, Denver joined Green Bay, Miami, Pittsburgh, San Francisco, and Dallas as the only back-to-back Super Bowl champions in NFL history, and the Broncos became the first American Football Conference team to reach that lofty status in two decades.

The Broncos enter 1999 at the pinnacle of sports franchises, balancing a great record on the playing field, player stability that is startling in this era of free agency, a string of home sellouts that will mark 30 consecutive years this season, and construction under way on a new stadium that will allow Denver to compete at the NFL's highest level for decades to come.

Pat Bowlen's deft guidance provides the foundation of leadership on which the Broncos won a franchise record 17 games, 14 in the regular season, in 1998, including a 13-0 start that resulted in Denver going an entire calendar year without a loss.

His Broncos set standards that will be very difficult for any club to match in winning a record seven postseason games in the past two years, a record 33 wins in two years (1997-98) and a record 46 wins in three years (1996-98). In addition, Pat Bowlen has watched his Broncos become just the second team in modern NFL history to go undefeated during regular season play at home for three consecutive seasons (1996-98).

He works closely with Head Coach Mike Shanahan in maintaining the team's roster in the present era of free agency, and the resulting player stability was a major factor in the brilliant performance of the 1998 Broncos.

As much as the Broncos first World Championship one year earlier was for John Elway and the team's legion of fans, no one was more deserving of that triumph or the one that followed in 1998 than Pat Bowlen, whose single-minded pursuit of the Super Bowl title has been unwavering since he purchased the Broncos in 1984.

All are aware that it is the owner who provides the financial backing that is integral to a championship team, but many fans are unaware that much of the heart, soul, and drive of this championship organization comes directly from Pat Bowlen.

Champions are built from the top, and the Broncos owner has been a model of leadership in the scope of his drive and commitment. "I want us to be number one in everything," Bowlen has often said in a recurring theme that marks his management style.

His 1997 Broncos fulfilled the team's lifelong quest in bringing the Mile High City the World Championship with their sterling 31-24 triumph over the Green Bay Packers, in the process becoming the first American Football Conference team to win in 14 years and just the second wild card to win the Super Bowl under the NFL's present playoff system.

It is the owner himself who charts the course for this highly successful franchise, infusing his team and employees with the drive to attain those goals. Financially and philosophically, his pursuit of a championship is absolute, whether judged by the Broncos' pursuit of free agents, by his pledge to contribute over \$100 million to Denver's new stadium, or simply by his fierce desire to have his Broncos at the pinnacle in all ways that success can be measured.

Well into his second decade as the Broncos' chief executive, Pat Bowlen comes into 1999 braced with the satisfaction of great success, both for his franchise and the NFL structure, and yet at the forefront of new challenges for the team, the city and the league.

The Broncos' President and Chief Executive Officer has fashioned a powerful reputation among his peers as a bold, dynamic leader who is single-minded in his pursuit of excellence, whether in representing Denver and Broncos or the hierarchy of the National Football League.

In addition to his role with the Broncos, Bowlen was a key figure in spearheading both the league's labor and TV contracts. He has been a member of the NFL Management Council

Executive Committee, and is currently the Chairman of the highly prestigious NFL Broadcasting Committee, while also serving on the NFL Finance Committee. A pivotal voice in league policy, he also is Chairman of the NFL Enterprises/NFL Films Executive Committees and serves as a member of the NFL International Committee and the Board of the NFL Europe League. Bowlen also is active on a special NFL expansion committee.

Bowlen comes into the 1999 season having completed a drive for a critically needed new stadium that will mutually benefit the Broncos and the Mile High City, and in his role as Chairman of the NFL Broadcasting Committee he once again spearheaded the negotiations for the league's new television contract, at over 18 billion dollars the most lucrative single-sport contract in history.

Nineteen ninety-nine will be the 30th straight year of home sellouts at Mile High Stadium, longest in the American Football Conference, and that streak is just one measure of the Pat Bowlen success story in Denver.

During his tenure as President and Chief Executive Officer of the Broncos (1984-98) Bowlen's team has dominated the American Football Conference Western Division in posting more division titles (seven), conference Championship Game appearances (six), and Super Bowl appearances (five) than any other club in the division. Under Bowlen's leadership the Broncos have had nine playoff appearances and just two losing seasons.

The 1995 campaign began a new era both for the Broncos and the NFL, and Pat Bowlen played an integral role in both, selecting a dynamic new head coach in Mike Shanahan while also having had a pivotal role in the creation of the new collective bargaining agreement and the television contract, changing the face of professional football in the process.

The Broncos' dynamic chief executive followed up the hiring of Shanahan by once again becoming a major player in the league's free agency. Under Bowlen's leadership Denver has been very aggressive in the marketplace, with unrestricted free agents becoming a major component of the Denver roster.

Bowlen has made all these moves with one goal unchanged: to aggressively position the Broncos for yet another run at a Super Bowl championship for the Mile High City. No one sets higher standards for the Broncos than Pat Bowlen himself, whose unchanging goal is to have his franchise annually regarded among the finest in pro sports, with victory being the measuring stick for that success. Thus, the goal of Denver's dynamic and energetic chief executive remains firmly set on repeating the World Championship seasons of 1997 and '98.

He presides over a franchise that by any standard has been one of the NFL's most successful in this time frame (1984-98). In Bowlen's 15 years of ownership the Broncos have played 21 postseason games, with all regular and postseason games sold out at Mile High Stadium.

The Broncos President has seen the team's consecutive home game sellout streak stretch to 231 straight regular and postseason non-strike games through the end of the 1998 campaign, as Denver led the entire National Football League in actual in-stadium attendance over that 15-year period. The Broncos have drawn nearly nine million fans to Mile High Stadium from 1984-98, tops in the NFL.

Bowlen's 15 years of ownership have resulted in the best home record (96-25) in the AFC. Bowlen finished second in The Sporting News 1987 Executive of the Year balloting.

In addition to winning seven division crowns, Bowlen's franchise has had regular season win totals of 14, 13 (twice), 12 (twice), 11 (three times) and 10. In fact, nine of the 10 finest campaigns in team history have come during the Bowlen regime.

In 1991 Bowlen's team had the greatest turnaround in team history, finishing with a 12-4 record that included the American Football Conference Western Division title and the fourth AFC Championship Game appearance of Bowlen's vibrant ownership.

Bowlen's focus for the coming year is to once again put his team in line to defend its title. The Broncos own AFC Championship wins in 1986, 1987, 1989, 1997 and 1998. Denver was the only AFC franchise to make three Super Bowl appearances in the 1980s and without question Pat Bowlen provides the organizational thrust that has served as the catalyst to the Broncos' outstanding record.

The Broncos once again will pursue a championship season from their spacious headquarters, the Paul D. Bowlen Memorial Broncos Centre, a 60,000-square-foot state-of-the-art office and training complex in Arapahoe County's Dove Valley location. The move into this new facility, which came on March 5, 1990, accomplished one of Bowlen's significant goals, that being to upgrade the Broncos' working facility and in so doing solidify the foundation for continued success.

Pat Bowlen was introduced as the majority owner of the Denver Broncos on March 23, 1984, and that announcement triggered a new era in franchise history, one which has coupled success on the playing field with enthusiasm for an even brighter future.

He immediately put his own mark on the Broncos, establishing a solid administration and creating a positive atmosphere that was a major factor in the team's success both on and off the field. The team responded with a 13-3 record and the American Football Conference Western Division championship in 1984, following that up with an 11-5 record that just barely kept the Broncos out of the playoffs in 1985.

Having established a solid foundation, Bowlen took a dramatic step toward the future during 1986 with the construction of 60 luxury Penthouse Suites atop the west side of Mile High Stadium. Bowlen and the Bowlen family acquired 100% ownership of the Broncos franchise in July of 1985.

Born in Prairie du Chien, Wis., he attended high school there and went on to the University of Oklahoma, where he earned degrees in both business (1965) and law (1968). He is President of the Denver Broncos Charities Fund and in that capacity has donated nearly \$7 million to charitable organizations in the Denver area.

Bowlen has served as the Honorary Chairman of the Colorado Special Olympics for 14 years, and was that organization's Outstanding Celebrity in 1993. Bowlen has served as the Honorary Chairman of the Colorado Family Classic to benefit St. Joseph's Hospital for 15 years and this is his fourth year as Chairman of the Capuchin Friars fund-raising dinner. He also chaired the 1989 Centennial Scholarship rally at the University of Northern Colorado in Greeley and was Co-Chairman of the Rose Medical Center Critical Care Campaign from 1986-89.

In addition, Bowlen was elected to the University of Denver Board of Trustees in 1987, and is active on several committees. He chairs the Athletic Affairs Committee and plays a role in the Capital Campaign for major athletic gifts, while also serving on the Buildings and Grounds Committee. His previous DU committee memberships include the Institutional Advancement Committee and Institutional Advancement/University Relations subcommittee. He was also named to the Colorado Academy Board of Trustees in 1991.

He also serves on the Board of Trustees of the Hawaii Maritime Center and was the 1992 honoree at the American Ireland Fund dinner.

Bowlen is a member of several clubs and societies, including the Chief Executive's Organization, the Canadian and Edmonton Bar Associations, and the Law Society of Alberta. Bowlen is also a past member of the Young President's Organization.

He also is Chairman of the Board and Director of Hambledon Estates Limited, and Northern Development Company Limited of Edmonton.

Bowlen maintains an active lifestyle and exercises extensively as part of his daily regimen. He has competed in the Ironman Triathlon — an event in which one must swim 2.4 miles, ride 112 miles on a bicycle, and run 26.2 miles, all consecutively — as well as in other triathlon races and several marathons.

THE BOWLEN ERA

AFC WEST TEAM COMPARISON 1984-1998

WORLD CHAMPIONSHIPS

Denver	.2
Kansas City	.0
Oakland	.0
San Diego	.0
Seattle	.0

SUPER BOWL APPEARANCES

Denver	.5
San Diego	.1
Kansas City	.0
Oakland	.0
Seattle	.0

CONFERENCE CHAMPIONSHIP APPEARANCES

Denver	.6
Oakland	.1
San Diego	.1
Kansas City	.1
Seattle	.0

DIVISION TITLES

Denver	.7
Kansas City	.3
Oakland	.2
San Diego	.2
Seattle	.1

PLAYOFF APPEARANCES

Denver	.9
Kansas City	.8
Oakland	.5
San Diego	.3
Seattle	.3

WINNING SEASONS

Denver	.10
Kansas City	.10
Oakland	.6
Seattle	.5
San Diego	.3

FOOTBALL OPERATIONS



Mike Shanahan is one of just five head coaches in the history of the NFL to have won back-to-back Super Bowls with Denver's victory over Green Bay in Super Bowl XXXII, followed by its defeat of Atlanta in Super Bowl XXXIII last January. Shanahan has the best winning percentage (.734) of any head coach in club history, and has compiled a 30-2 home record at Mile High Stadium, including three straight undefeated campaigns.



VICE PRESIDENT OF FOOTBALL OPERATIONS/ HEAD COACH

MIKE SHANAHAN



Mike Shanahan has accomplished more in four years as the Denver Broncos head coach than most coaches do in an entire career, but complacency and satisfaction are qualities completely foreign to the Broncos' driven leader.

The back-to-back World Champion Denver Broncos stand as the perfect symbol of a team manifesting the personality of its head coach — maintaining discipline, focus, preparation, mental toughness, and physical effort — all qualities indelibly stamped onto the franchise by Head Coach/Vice President of Football Operations Mike Shanahan, whose superb guidance directed the Broncos to victory in Super Bowls XXXII and XXXIII.

Shanahan has taken his career and the Broncos to new levels in 1997 and 1998 as the intense and personable Denver Broncos head coach became one of just five active National Football League mentors with Super Bowl victories (joining, alphabetically, Mike Ditka, Mike Holmgren, Jimmy Johnson, and Bill Parcells).

His stunning record as the Broncos' mentor also places him in the legendary class of Vince Lombardi, Don Shula, Chuck Noll, and Jimmy Johnson as the only coaches with back-to-back Super Bowl championships. The three retired members of that illustrious group already have been inducted into the Pro Football Hall of Fame.

Following his magnificent 1998 season, the Broncos' mentor was named AFC Coach of the Year by the Kansas City 101 Club and by the Touchdown Club of Columbus (his second time to be honored by each organization).

Under Shanahan's brilliant guidance, Denver has:

- posted the most wins in pro football history in a two-year period (33 in 1997-98).
- posted the most wins in pro football history in a three-year period (46 in 1996-98).
- won the most postseason games ever in a two-year period (seven).
- won 18 straight games over 1997-98 to tie the all-time NFL record for consecutive wins.
- been undefeated for three straight regular seasons at home, just the second team ever to do so.
- posted a 22-2 record in its last 24 games.

He is the first coach in history to win two Super Bowl titles in his first four years coaching a team, and he is the only coach to have directed two different teams to a 500-point season (last year the Broncos scored 501 points, and Shanahan's 1994 San Francisco offense scored 505). The 500-point mark has only been reached six times overall in pro football history.

His winning percentage is the best by any coach in Denver history, and in 1998 he reached his 40th win faster than any coach in franchise history.

Team President Pat Bowlen heaped additional praise on his brilliant coach by naming him Vice President of Football Operations during the 1998 campaign.

While his seal of leadership already had been permanently ingrained into the entire Broncos organization, Shanahan took his first steps in the direction of legend when he joined Tom Flores in 1997 as the only two coaches in pro football history to post four wins in one postseason.

In his third and fourth seasons at the helm of the Denver Broncos, Mike Shanahan not only led the Broncos to their first Super Bowl victories, but in 1998 he became the winningest active coach in postseason play in the process (7-1), with that won-lost record trailing only the legendary Vince Lombardi's 9-1 mark.

Mike Shanahan now has that glittering postseason record of 7-1 — the best postseason record among active coaches — which added to a regular season mark of 47-17 give the him a combined record of 54-18 (an exceptional .698 percentage) in four years as head coach of the Broncos. Not only is that record the best among all coaches in Denver history, but his home record at Mile High Stadium is a staggering 30-2 (.937) in regular season play.



Since Shanahan took over the Broncos' coaching reins in 1995, Denver has scored 30 or more points 22 times (twice in postseason) at Mile High Stadium and 20 or more points 31 times (four times in playoff action) at Mile High Stadium in 32 regular season and four postseason games. They have scored 30 or more points 33 times (including three times in the playoffs) and 20 or more points 53 times in the 64 regular season games and seven postseason games under him. Denver's record in the 33 games in which it has scored 30 or more points under Shanahan is an amazing 32-1 (which includes 3-0 in postseason), including a 22-0 mark (which includes 2-0 playoff record) at Mile High Stadium.

Over the last seven years (four in Denver and the previous three in San Francisco) Mike Shanahan's offenses have finished number one in the NFL four times, second once, and third twice; in two of those campaigns Denver was just 17 yards and 83 yards short of the number one spot.

Since 1995, his first year in Denver as head coach of the Broncos, Denver has more rushing yards (9,002) and total yards (23,795) than any team in the NFL.

The defending world champions stormed to their second straight title with an offense that scored 501 points and finished third in the NFL in total yards, while the defense had another spectacular postseason, allowing just 25 points and two touchdowns while sparking a remarkable 13-1 turnover ratio in the playoffs.

The 1998 Broncos set team records with 14 regular season and 17 overall wins, starting off with a stunning 13-0 record and marking Denver as a team that went an entire calendar year without a loss.

Ten Broncos were named to the Pro Bowl following that magnificent season, but throughout it all Shanahan's inspired direction was nationally recognized as the driving force behind the back-to-back World Champion Broncos.

In 1997 he directed a Denver offense that scored a total of 583 points (29.2 per game) during the entire 1997 season, the fifth highest total in NFL history and the second highest total in AFC history for a combined regular and postseason. Of course, last year Shanahan's Broncos topped that mark by producing 596 regular and postseason points. The all-time high of 636 points came from the 1994 World Champion San Francisco 49ers, for whom Shanahan was the offensive coordinator.

He led his team to a 12-4 regular season record in 1997, marking the first time in franchise history that the team won 12 or more games in back-to-back seasons.

His high-powered offense reached 30 points a franchise record nine times during the 1997 regular season and twice in the postseason. Denver also broke the franchise record for most points in a season (previously 391 in 1996) in just their 13th game of 1997 and broke the record for most touchdowns in a season (previously 47 in 1996) in just their 14th game.

The Broncos stormed through 1997 postseason play to their eventual World Championship with a home win over Jacksonville and subsequent road victories at Kansas City and Pittsburgh, defeating those Super Bowl contenders in their home parks on back-to-back weeks, answering any lingering questions about the status of Denver as the best team in the American Football Conference.

It has been widely documented that the Broncos posted one of the greatest upsets in Super Bowl history, played in perhaps the best Super Bowl game ever, and ended the National Football Conference's 13-year domination in the NFL's Championship Game.

The Broncos posted their win — in fact, their four wins — in convincing style.

Under Mike Shanahan's steady control and forceful leadership, the Broncos had no question that they were the best team in football, and their postseason performance reflected that belief every step of the way.

In 1997 postseason play, Denver scored nine touchdowns in nine goal-to-go situations, including four-of-four in Super Bowl XXXII.

Conversely, opponents started six drives in Denver territory in the postseason, netting just six points (two field goals).

Denver scored 13 touchdowns in 16 red zone opportunities in postseason and of the Broncos' 46 postseason possessions, Denver scored 16 times (14 touchdowns and two field goals), accomplishing that feat against teams with a combined record of 51-16 at the time of each game.

The Broncos had posted the biggest win by a sports team in Colorado history, and one of the most significant in NFL history, all with Shanahan pointing the way. The Broncos had entered the playoffs as a wild card, but their head coach never let the team's compass waver even slightly from the only goal he had ever set.

NOTING SHANAHAN'S ACCOMPLISHMENTS

Broncos' Record From 1996-98 Tops in Franchise History — The Denver Broncos, under the direction of Head Coach Mike Shanahan, have amassed a 39-9 mark over the last three regular seasons, the best winning percentage and the most victories over a three-year stretch in the 39-year history of the franchise.

BEST THREE-YEAR RECORD IN BRONCOS' HISTORY

YEARS	HEAD COACH	RECORD	PCT.
1996-98	Mike Shanahan	39-9	.813
1984-86	Dan Reeves	35-13	.729
1977-79	Red Miller	32-14	.696

Shanahan in the Postseason — The 1998 season was capped by Shanahan's ninth venture into the post-season, and his third as a head coach, having previously gone to the postseason as an assistant in 1984, 1986-87, 1989, 1991 (all with Denver) and 1992-94 (San Francisco) and as a head coach in 1996 and '97 (Denver). He has coached in six Super Bowls and has earned three Super Bowl rings (1994 with San Francisco; 1997 and '98 as head coach with Denver). Shanahan has coached in nine conference championship games, having won six of them (two as a head coach) and five of those six with Denver. His post-season record as a head coach is 7-1, tops among active coaches and second-best all-time, behind only Vince Lombardi (9-1). He was 12-7 in the postseason as an assistant, including a 7-5 mark with the Broncos. Shanahan's postseason mark of 7-1 (.875) ranks No. 1 in terms of winning percentage amongst Broncos' head coaches.

TOP THREE ACTIVE POSTSEASON WINNING PERCENTAGES

COACH	TEAM(S)	RECORD	PCT.
1. Mike Shanahan	Denver	7-1	.875
2. Jimmy Johnson	Dallas, Miami	8-3	.727
3. Mike Ditka	Chicago, New Orleans	10-5	.667

Shanahan Ranks Among the Best in the Super Bowl — With Denver's victory over Atlanta in Super Bowl XXXIII, Mike Shanahan claimed his second Super Bowl title in his first four years as Broncos head coach, tied for the fastest in NFL history to post two Super Bowl victories.

QUICKEST TO WIN TWO SUPER BOWLS WITH ONE TEAM

HEAD COACH	TEAM	YEARS IN WHICH 1ST AND 2ND WINS CAME	GAMES WON
1. Mike Shanahan	Denver	3rd and 4th	XXXII, XXXIII
Don Shula	Miami	3rd and 4th	VII, VIII
3. Jimmy Johnson	Dallas	4th and 5th	XXVII, XXVIII
Tom Flores	Oakland/L.A.	2nd and 5th	XV, XVIII

Shanahan's Record Best All-Time Among Broncos Coaches — Mike Shanahan's regular season winning percentage of .734 (47-17) as the Broncos' head coach is the best of any head coach in franchise history. He reached his 20th victory as head coach in his 29th game, faster than any other head coach in team history except for Red Miller, who did it in his 26th game during the 1978 season, and reached his 30th win faster than any coach in team annals (42nd) other than Miller, who did it in his 39th game during the 1989 season. In 1998 Shanahan posted his 40th win faster than any coach in franchise history. On Nov. 1, 1998, Shanahan passed Miller for the second most wins by a Broncos head coach.

BEST WINNING PERCENTAGE, BRONCOS' HEAD COACHES

HEAD COACH (YEARS)	REGULAR SEASON	PCT.
1. Mike Shanahan (1995-present)	47-17	.734
2. Red Miller (1977-80)	40-22	.645
3. Dan Reeves (1981-92)	110-73-1	.600
4. John Ralston (1972-76)	34-33-3	.507
5. Wade Phillips (1993-94)	16-16	.500

Shanahan Brings "Magic" Back to Mile High — Since taking over the coaching reins of the Broncos in 1995, Mike Shanahan has a 30-2 (.938) regular season record at Mile High Stadium, the best home winning percentage of any head coach in the Broncos' 39-year history. His home record is also the NFL's best coaching record in a single stadium since 1970 (min. 25 games). The Broncos' home record with Shanahan as either an assistant or head coach is 71-14 (.835) in the regular season and 9-2 in the postseason.

BEST HOME WINNING PERCENTAGE, BRONCOS' HEAD COACHES

HEAD COACH (YEARS)	REGULAR SEASON	PCT.
1. Mike Shanahan (1995-present)	30-2*	.938
2. Dan Reeves (1981-92)	72-21	.774
3. Red Miller (1977-80)	22-9	.710
4. John Ralston (1972-76)	20-13-2	.600
5. Wade Phillips (1993-94)	9-7	.563

*does not include 1-1 record at Mile High Stadium as head coach of the Raiders (1988-89)

BEST HOME COACHING RECORDS BY STADIUM, NFL HISTORY
(regular season; minimum 25 games)

HEAD COACH	TEAM	STADIUM	RECORD (PCT.)
1. Mike Shanahan	Denver	Mile High Stadium	30-2 (.938)
2. Mike Holmgren	Green Bay	Lambeau Field	42-5 (.894)
3. Chuck Knox	L.A. Rams	Los Angeles Coliseum	31-4 (.886)
4. Bill Cowher	Pittsburgh	Three Rivers Stadium	43-8 (.843)
5. Don Shula	Miami	Orange Bowl	101-22-1 (.819)

Shanahan's Record Among Best in NFL Since 1995 — Broncos' head coach Mike Shanahan's four-year regular season record of 47-17 is currently second-best among active coaches in the league since 1995.

TOP FIVE RECORDS AMONG ACTIVE NFL COACHES, 1995-98
(regular season only)

Head Coach, Team	Record	Pct.
1. Mike Holmgren, Green Bay	48-16	.750
2. Mike Shanahan, Denver	47-17	.734
3. Dennis Green, Minnesota	41-23	.641
4. Bill Cowher, Pittsburgh	39-25	.609

Broncos' Offense Clicks Under Shanahan — Since Mike Shanahan took over the coaching reins in 1995, the Broncos have scored 30 or more points 22 times (twice in postseason) at Mile High Stadium and 20 or more points 31 times (four in postseason) at Mile High Stadium in 32 regular season games and in four post-season games. Overall the club has scored 30 or more points 34 times (four in postseason) and 20 or more points 54 times (seven in postseason) in the 64 regular season games and eight postseason games that Shanahan has been the head coach. Denver's record in the 34 games in which they have scored 30 or more points under Shanahan is an amazing 33-1 (includes 4-0 in postseason), including a 22-0 (includes 2-0 in postseason) mark at Mile High Stadium. They reached 30 points a franchise-record 10 times during the 1998 regular season and twice in the postseason. Denver also broke the franchise record for most points in a season (472 in 1997) in their 15th game in 1998 and broke the record for most touchdowns in a season (55 in 1997) in just their 13th game. The team scored 596 total points in 19 games (31.4 per game) to rank fifth all-time (second in AFC) for points scored in a regular and postseason combined. Not surprisingly, the team to score the most points in an entire season was the 1994 World Champion San Francisco 49ers, for whom Shanahan was the offensive coordinator.

MOST POINTS SCORED IN AN ENTIRE SEASON, NFL HISTORY

TEAM	YEAR	REG. SEASON POINTS	POSTSEASON POINTS	TOTAL POINTS
1. San Francisco*	1994	505	131	636
2. Washington	1983	541	84	625
3. Minnesota	1998	556	68	624
4. Miami	1984	513	92	605
5. Denver*	1998	501	95	596

*won Super Bowl that season, all others lost in Super Bowl

Broncos' Offense Clicks Under Shanahan, Part II — Since 1995, Mike Shanahan's first-year as head coach of the Broncos, Denver has more rushing yards and more total yards than any team in the NFL.

MOST RUSHING YARDS, 1995-98

TEAM	YARDS
1. Denver	9,002
2. Pittsburgh	8,511
3. Detroit	8,059
4. Kansas City	7,958
5. Seattle	7,601

MOST TOTAL YARDS, 1995-98

TEAM	YARDS
1. Denver	23,795
2. San Francisco	23,504
3. Minnesota	22,760
4. Green Bay	22,534
5. Detroit	22,012

Shanahan Tough in Openers — Mike Shanahan enters the 1999 season as one of only three current head coaches who have never lost on opening day, with his 6-0 record being tops among those three. In fact, Shanahan's streak of six straight opening day conquests can be bettered by no coach in the league.

ACTIVE NFL HEAD COACHES WHO ARE PERFECT ON OPENING DAY

COACH	TEAM	RECORD	PCT.
1. Mike Shanahan	Denver/L.A. Raiders	6-0	1.000
2. Jim Fassel	N.Y. Giants	2-0	1.000
3. Chan Gailey	Dallas	1-0	1.000

NOTING SHANAHAN'S ACCOMPLISHMENTS

Broncos' Record From 1996-98 Tops in Franchise History — The Denver Broncos, under the direction of Head Coach Mike Shanahan, have amassed a 39-9 mark over the last three regular seasons, the best winning percentage and the most victories over a three-year stretch in the 39-year history of the franchise.

BEST THREE-YEAR RECORD IN BRONCOS' HISTORY

YEARS	HEAD COACH	RECORD	PCT.
1996-98	Mike Shanahan	39-9	.813
1984-86	Dan Reeves	35-13	.729
1977-79	Red Miller	32-14	.696

Shanahan in the Postseason — The 1998 season was capped by Shanahan's ninth venture into the post-season, and his third as a head coach, having previously gone to the postseason as an assistant in 1984, 1986-87, 1989, 1991 (all with Denver) and 1992-94 (San Francisco) and as a head coach in 1996 and '97 (Denver). He has coached in six Super Bowls and has earned three Super Bowl rings (1994 with San Francisco; 1997 and '98 as head coach with Denver). Shanahan has coached in nine conference championship games, having won six of them (two as a head coach) and five of those six with Denver. His post-season record as a head coach is 7-1, tops among active coaches and second-best all-time, behind only Vince Lombardi (9-1). He was 12-7 in the postseason as an assistant, including a 7-5 mark with the Broncos. Shanahan's postseason mark of 7-1 (.875) ranks No. 1 in terms of winning percentage amongst Broncos' head coaches.

TOP THREE ACTIVE POSTSEASON WINNING PERCENTAGES

COACH	TEAM(S)	RECORD	PCT.
1. Mike Shanahan	Denver	7-1	.875
2. Jimmy Johnson	Dallas, Miami	8-3	.727
3. Mike Ditka	Chicago, New Orleans	10-5	.667

Shanahan Ranks Among the Best in the Super Bowl — With Denver's victory over Atlanta in Super Bowl XXXIII, Mike Shanahan claimed his second Super Bowl title in his first four years as Broncos head coach, tied for the fastest in NFL history to post two Super Bowl victories.

QUICKEST TO WIN TWO SUPER BOWLS WITH ONE TEAM

HEAD COACH	TEAM	YEARS IN WHICH 1ST AND 2ND WINS CAME	GAMES WON
1. Mike Shanahan	Denver	3rd and 4th	XXXII, XXXIII
Don Shula	Miami	3rd and 4th	VII, VIII
3. Jimmy Johnson	Dallas	4th and 5th	XXVII, XXVIII
Tom Flores	Oakland/L.A.	2nd and 5th	XV, XVIII

Shanahan's Record Best All-Time Among Broncos Coaches — Mike Shanahan's regular season winning percentage of .734 (47-17) as the Broncos' head coach is the best of any head coach in franchise history. He reached his 20th victory as head coach in his 29th game, faster than any other head coach in team history except for Red Miller, who did it in his 26th game during the 1978 season, and reached his 30th win faster than any coach in team annals (42nd) other than Miller, who did it in his 39th game during the 1989 season. In 1998 Shanahan posted his 40th win faster than any coach in franchise history. On Nov. 1, 1998, Shanahan passed Miller for the second most wins by a Broncos head coach.

BEST WINNING PERCENTAGE, BRONCOS' HEAD COACHES

HEAD COACH (YEARS)	REGULAR SEASON	PCT.
1. Mike Shanahan (1995-present)	47-17	.734
2. Red Miller (1977-80)	40-22	.645
3. Dan Reeves (1981-92)	110-73-1	.600
4. John Ralston (1972-76)	34-33-3	.507
5. Wade Phillips (1993-94)	16-16	.500

Shanahan Brings "Magic" Back to Mile High — Since taking over the coaching reins of the Broncos in 1995, Mike Shanahan has a 30-2 (.938) regular season record at Mile High Stadium, the best home winning percentage of any head coach in the Broncos' 39-year history. His home record is also the NFL's best coaching record in a single stadium since 1970 (min. 25 games). The Broncos' home record with Shanahan as either an assistant or head coach is 71-14 (.835) in the regular season and 9-2 in the postseason.

BEST HOME WINNING PERCENTAGE, BRONCOS' HEAD COACHES

HEAD COACH (YEARS)	REGULAR SEASON	PCT.
1. Mike Shanahan (1995-present)	30-2*	.938
2. Dan Reeves (1981-92)	72-21	.774
3. Red Miller (1977-80)	22-9	.710
4. John Ralston (1972-76)	20-13-2	.600
5. Wade Phillips (1993-94)	9-7	.563

*does not include 1-1 record at Mile High Stadium as head coach of the Raiders (1988-89)

BEST HOME COACHING RECORDS BY STADIUM, NFL HISTORY
(regular season; minimum 25 games)

HEAD COACH	TEAM	STADIUM	RECORD (PCT.)
1. Mike Shanahan	Denver	Mile High Stadium	30-2 (.938)
2. Mike Holmgren	Green Bay	Lambeau Field	42-5 (.894)
3. Chuck Knox	L.A. Rams	Los Angeles Coliseum	31-4 (.886)
4. Bill Cowher	Pittsburgh	Three Rivers Stadium	43-8 (.843)
5. Don Shula	Miami	Orange Bowl	101-22-1 (.819)

Shanahan's Record Among Best in NFL Since 1995 — Broncos' head coach Mike Shanahan's four-year regular season record of 47-17 is currently second-best among active coaches in the league since 1995.

TOP FIVE RECORDS AMONG ACTIVE NFL COACHES, 1995-98
(regular season only)

Head Coach, Team	Record	Pct.
1. Mike Holmgren, Green Bay	48-16	.750
2. Mike Shanahan, Denver	47-17	.734
3. Dennis Green, Minnesota	41-23	.641
4. Bill Cowher, Pittsburgh	39-25	.609

Broncos' Offense Clicks Under Shanahan — Since Mike Shanahan took over the coaching reins in 1995, the Broncos have scored 30 or more points 22 times (twice in postseason) at Mile High Stadium and 20 or more points 31 times (four in postseason) at Mile High Stadium in 32 regular season games and in four post-season games. Overall the club has scored 30 or more points 34 times (four in postseason) and 20 or more points 54 times (seven in postseason) in the 64 regular season games and eight postseason games that Shanahan has been the head coach. Denver's record in the 34 games in which they have scored 30 or more points under Shanahan is an amazing 33-1 (includes 4-0 in postseason), including a 22-0 (includes 2-0 in postseason) mark at Mile High Stadium. They reached 30 points a franchise-record 10 times during the 1998 regular season and twice in the postseason. Denver also broke the franchise record for most points in a season (472 in 1997) in their 15th game in 1998 and broke the record for most touchdowns in a season (55 in 1997) in just their 13th game. The team scored 596 total points in 19 games (31.4 per game) to rank fifth all-time (second in AFC) for points scored in a regular and postseason combined. Not surprisingly, the team to score the most points in an entire season was the 1994 World Champion San Francisco 49ers, for whom Shanahan was the offensive coordinator.

MOST POINTS SCORED IN AN ENTIRE SEASON, NFL HISTORY

TEAM	YEAR	REG. SEASON POINTS	POSTSEASON POINTS	TOTAL POINTS
1. San Francisco*	1994	505	131	636
2. Washington	1983	541	84	625
3. Minnesota	1998	556	68	624
4. Miami	1984	513	92	605
5. Denver*	1998	501	95	596

*won Super Bowl that season, all others lost in Super Bowl

Broncos' Offense Clicks Under Shanahan, Part II — Since 1995, Mike Shanahan's first-year as head coach of the Broncos, Denver has more rushing yards and more total yards than any team in the NFL.

MOST RUSHING YARDS, 1995-98

TEAM	YARDS
1. Denver	9,002
2. Pittsburgh	8,511
3. Detroit	8,059
4. Kansas City	7,958
5. Seattle	7,601

MOST TOTAL YARDS, 1995-98

TEAM	YARDS
1. Denver	23,795
2. San Francisco	23,504
3. Minnesota	22,760
4. Green Bay	22,534
5. Detroit	22,012

Shanahan Tough in Openers — Mike Shanahan enters the 1999 season as one of only three current head coaches who have never lost on opening day, with his 6-0 record being tops among those three. In fact, Shanahan's streak of six straight opening day conquests can be bettered by no coach in the league.

ACTIVE NFL HEAD COACHES WHO ARE PERFECT ON OPENING DAY

COACH	TEAM	RECORD	PCT.
1. Mike Shanahan	Denver/L.A. Raiders	6-0	1.000
2. Jim Fassel	N.Y. Giants	2-0	1.000
3. Chan Gailey	Dallas	1-0	1.000



GENERAL MANAGER

NEAL DAHLEN



Neal Dahlen was promoted to the position of General Manager during the offseason, a tribute to his outstanding work in player evaluation, negotiation and acquisition, with that personnel work proving to be an integral factor in the Denver Broncos' back-to-back world championships.

Dahlen comes into 1999 in his fourth season with the Broncos, having been the club's Director of Player Personnel until his recent promotion.

Nineteen ninety-nine is Neal Dahlen's 36th year overall in football, and he is involved in all aspects of player acquisition for the Broncos, working very closely with Head Coach Mike Shanahan in building the team that represents Denver on the field and in the community. In addition, his new role encompasses a variety of administrative responsibilities relative to the organization's direction.

Dahlen is unique in professional football as the only individual — including players, coaches, and administrators — to have played a key role on seven world championship teams. Dahlen obviously has had a major role on the Broncos' Super Bowl championships in 1997 and 1998 (XXXII in San Diego and XXXIII in Atlanta), but in addition he was a vital cog in the player personnel department of the San Francisco 49ers during all five of their Super Bowl championship seasons (XVI in 1981 at Detroit, XXIV in 1984 at Palo Alto, XXIII in 1988 at Miami, XXIV in 1989 at New Orleans, and XXIX in 1994 at Miami).

He joined the Broncos on March 4, 1996, renewing his association with Mike Shanahan, with whom he had worked while Shanahan was the San Francisco 49ers' offensive coordinator from 1992-94.

Dahlen spent 17 years with the 49ers organization, beginning in 1979 as a part-time assistant to the coaching staff. In 1984 he took on full-time duties as director of research and development, and later served as the team's coordinator of football operations.

During his final three years in San Francisco Dahlen held the title of coaching administrator/financial liaison, a role that saw him work directly with 49ers head coach George Seifert on player personnel and management matters. He was primarily involved with monitoring financial affairs relating to player personnel, acting as the coaching staff liaison with the administrative staff, and was responsible for the acquisition of free agent players, negotiating player contracts, and developing game plan scouting reports for the defensive coaching staff.

A physical education major at San Jose State, Dahlen played quarterback for the Spartans and graduated in 1963, also earning his master's degree from the school in '64.

In June of 1999 Neal Dahlen was inducted into the San Mateo County Sports Hall of Fame for his athletic accomplishments as a player, coach and administrator. He resided in San Mateo County for more than 40 years, and, in addition to being a star high school and college athlete, Neal had a number of championship teams in football and baseball as a high school coach prior to joining the 49ers.

He coached football at the College of San Mateo for three years before beginning his 19-year career as a prep coach and administrator.

Born in Spokane, Wash., April 13, 1940, Neal and his wife, Nancy, make their home in Aurora, Colo. They have four grown children: Laurie, Sherri, Christy and Tim.



ASSISTANT COACHES

FRANK BUSH • LINEBACKERS

NFL Season: 8th (5th year with Broncos)



Frank Bush is in his fifth season as linebackers coach for the Denver Broncos, a position in which he has overseen considerable progress each year, bolstering the overall play of the Broncos' defense.

Bush's linebacking corps has played a pivotal role in the Broncos' back-to-back World Championships, producing the club's top three tacklers in 1998 and its top two in '97.

Last year, John Mobley (132), Glenn Cadrez (105) and Bill Romanowski (95) contributed nearly one-third of the Broncos total tackles, as Romanowski was voted to his second Pro Bowl in three years at strongside linebacker, and Denver ranked No. 3 in the NFL against the rush. Bush also successfully implemented Cadrez into the starting position at middle linebacker in 1998, while continuing to mold Mobley into one of the game's brightest young defensive

stars at the weakside position.

With Mobley blossoming into one of the game's brightest young defensive stars, Romanowski continuing to play at an elite level and Cadrez in the prime of his career, Bush will again be armed with a talented assortment of youth and veteran leadership at the linebacker position in 1999.

Bush's troops produced the team's No. 1 and No. 2 tacklers in 1997 — Mobley (162) and Romanowski (117) — as Denver won its first-ever Super Bowl. Mobley was named first-team All-Pro by the Associated Press, leading a defensive unit that raised its level of play over the latter part of the season and was crucial to the club's title run.

The linebacking corps was much improved in 1996, following the addition of Romanowski through free agency and Mobley through the draft. They joined Allen Aldridge to form an outstanding starting group that played a major role in the Broncos' improvement to the No. 4 defensive ranking in the NFL, including a No. 1 ranking against the rush. Romanowski's impact was immediate as he earned his first Pro Bowl invitation in nine NFL seasons.

In his first year in Denver, 1995, Bush's linebackers were part of a defensive unit that improved its league ranking by 13 places to figure 15th overall in the NFL.

Bush joined the Broncos staff in 1995 after spending the previous 10 years with the Houston Oilers as a player, scout and assistant coach. He began his coaching career in 1992, when he coached the Oilers linebackers. Under Bush's tutelage, several members of the linebacking corps earned postseason honors as Houston boasted one of the most aggressive defenses in the NFL.

Before his coaching tenure with Houston, Bush was a college scout for the Oilers from 1987-92. During that period Bush was the primary college scout in the Western states, helping to bring in some of the players who made the Oilers a very successful team during his tenure.

Bush, 36, was considered one of the most talented young players during his two years in the NFL until a spinal injury prematurely ended his career. In 1985, he played in all 16 games with 11 starts and contributed 114 tackles and four sacks (including two of John Elway). For his efforts, he was selected to UPI's first-team All-NFL rookie squad.

Bush was a fifth-round draft choice of the Oilers in 1985 out of North Carolina State. As a three-year starter for the Wolfpack he recorded 247 tackles, 15 sacks and four interceptions. He majored in communications while at N.C. State.

A native of Athens, Ga., Bush starred at Clarke Central High School in his hometown. While at Clarke, Bush was recruited to play football at North Carolina State by current Broncos defensive coordinator Greg Robinson. Bush was born Jan. 10, 1963.

Frank and his wife, Stephanie, reside in Aurora, Colo.

BARNEY CHAVOUS • ASST. OFF. LINE/ASST. STRENGTH & COND.

NFL Season: 11th (all with Broncos)



Barney Chavous is in his 11th season with the Broncos' coaching staff, assisting Alex Gibbs with the offensive line and Rich Tuten with the strength and conditioning program for the fourth straight year. He joined the coaching staff in 1988 as a coaching intern.

During his 10-year coaching career, Chavous has coached with such defensive greats as Earl Leggett (most recently with New York Giants) and Pro Football Hall of Famer Ernie Stautner.

Over the past four seasons, the Broncos' offensive line has established itself as the most productive unit in the league under the tutelage of Gibbs and Chavous, culminating in back-to-back World Championships. The 1998 unit allowed just 25 sacks, the lowest total in franchise history for a 16-game season.

Over the two-year span from 1995-96, the Broncos' offensive line allowed just 57 sacks, sixth-fewest in the NFL, third-fewest in the

AFC and the lowest two-year total in franchise history.

Chavous, 48, was a standout defensive end for the Broncos from 1973-85 and currently ranks third on the Broncos' all-time sacks list with 75. He is one of only seven former Broncos to play 13 or more years with the club, and also started at defensive end for the Broncos in Super Bowl XII as part of the famed "Orange Crush" defense. He finished his career having played in 182 games in a Bronco uniform (fifth all-time), including 177 starts (tied for third all-time). In 1973, Chavous was named NFLPA Rookie of the Year and made the UPI and AP All-Rookie teams. He was also named the *Pittsburgh Courier's* NFL Defensive Lineman of the Year in 1978 after being a second-round draft pick of the Broncos in 1973.

Chavous was an all-conference selection at South Carolina State, where he was a three-year starter, and was named the team's most valuable player as well as earning Associated Press All-America honors as a senior.

Chavous has been inducted into the Mid-Eastern Atlantic Conference Hall of Fame, the Aiken County Hall of Fame (1987), the South Carolina Sports Hall of Fame (1992) and the South Carolina State University Athletic Hall of Fame (1998).

A native of Aiken, S.C. (3/22/51), Chavous and his wife Odessa reside in Englewood with their four children: sons Shedric and Barney Amon, and daughters Jasmine and Nikeya Monique.

RICK DENNISON • SPECIAL TEAMS

NFL Season: 5th (all with Broncos)



Rick Dennison is in his fifth season on the Broncos' coaching staff and his third as special teams coach.

The play of his special teams units has been instrumental in the success of the team over the past two seasons, as Denver has won back-to-back World Championships. Kicker Jason Elam enjoyed the finest season of his six-year NFL career in 1998, earning his second Pro Bowl invitation by setting a franchise record for PATs in a season (58 for 58) and converting 85% (23 of 27) of his field goal attempts. Elam also tied Tom Dempsey's 28-year old NFL record for longest field goal, with a 63-yarder vs. Jacksonville, Oct. 25.

Punter Tom Rouen also turned in his most outstanding season to date, ranking second in the NFL with a 46.9-yard punting average, while Dennison's kick-return unit ranked sixth in the NFL, staking the Broncos to an average drive start of their opponents' 28-yard line.

Under his guidance in 1997 the Broncos' special teams played an integral role in leading the franchise to its first World Championship. Darrien Gordon tied for the NFL lead with three touchdowns on punt returns and ranked second in the NFL in punt return average (13.6), while Vaughn Hebron ranked sixth in the AFC (23.5) in kickoff return average, Jason Elam ranked second in the AFC (4th NFL) in scoring (124) and Tom Rouen ranked fourth in the AFC (5th NFL) in net punting average.

As a unit, Denver's kickoff and kick coverage teams ranked among the league leaders, as the Broncos recorded an average drive start of 28.6 (2nd AFC/4th NFL), while forcing their opponents to an average drive start of 24.4 (4th AFC/9th NFL). Denver also led the NFL in punt return average (13.5).

A former standout linebacker for the club, Dennison joined the coaching staff in 1995 after spending the previous three years coaching at Suffield Academy in Connecticut. He served for two years in Denver as an offensive assistant, providing quality control work and assistance of all types to the offensive coaching staff before being promoted to his current post Feb. 12, 1997.

In Dennison's two years on the offensive staff the Broncos' offense posted the most prolific two-year total offense numbers in franchise history, including a No. 1 NFL ranking in total offense for 1996, and a bevy of franchise offensive records set in both seasons.

Dennison, 41, played inside linebacker for the Broncos from 1982-90, playing in 128 games, including 52 starts and three Super Bowls. In 1989, he received the Ed Block Memorial Award for Courage. Dennison ranked second on the team in tackles in 1988 with 133 and led the team with three fumble recoveries.

Perhaps the best performance of his career came in a 1987 playoff game against Houston when he registered eight tackles and a quarterback pressure. He also had an excellent season in 1984 when he had 164 stops and a career-high three sacks in his first full season as a starter. Dennison was a free agent acquisition by the Broncos in 1982.

Dennison joined the Broncos in 1982 after a fine college career at Colorado State where he was a second-team Academic All-American as a senior and earned three varsity letters. In 1979, Dennison received his bachelor's degree in civil engineering from CSU, followed by a master's degree in the same field from CSU in 1982.

Dennison, born in Kalispel, Mont., on June 22, 1958, attended Rocky Mountain High School in Fort Collins where he lettered in football, basketball and baseball. His father, George, is president of the University of Montana.

Rick and his sons, Joseph and Steven, reside in Englewood, Colo.

ED DONATELL • DEFENSIVE BACKS

NFL Season: 10th (5th with Broncos)



Ed Donatell is in his fifth season as defensive backs coach for the Broncos after spending the previous five seasons in the same capacity with the New York Jets.

Donatell and Broncos defensive coordinator Greg Robinson brought to Denver in 1995 a new, more aggressive style of defense that has dramatically improved the Broncos' standing in the league total defense rankings. The defense jumped from 28th in 1994 — the year prior to their arrival — to No. 4 in just two seasons, and has continued to post strong rankings over the past two years.

In particular, Donatell's defensive backs have boosted the unit's ranking against the pass at a steady progression, improving an inherited No. 28 ranking to No. 9 in 1995, then No. 10 in 1996 and up to a high of No. 5 in 1997 as the franchise claimed its first World Championship.

Donatell's defensive backfield was challenged often in 1998, as teams routinely took to the air to combat early deficits. His group met the challenge, playing an integral role in leading Denver to its second consecutive World Championship, as the Broncos intercepted seven passes in the three postseason games. Veteran Ray Crockett turned in another outstanding season, and will be paired in 1999 with four-time Pro Bowl cornerback Dale Carter, signed through free agency in the offseason. With Tyrone Braxton returning, and a host of talented young corners and safeties to groom, Donatell has a full complement of talent, youth and depth to keep the unit performing at a high level for years to come.

Donatell has seen several of his players go on to receive postseason honors in his career, most recently safety Steve Atwater who earned his eighth Pro Bowl invitation in 1998, and Braxton, who was selected to his first in 1996. Donatell has not only worked with future Hall of Famers such as Atwater and Ronnie Lott, but has also been instrumental in the development of such NFL standouts as James Hasty and Aaron Glenn in their early years in New York.

Donatell, 42, joined the Jets in 1990 after prior coaching stints on the collegiate level at Cal State Fullerton (1989), Idaho (1986-88), Pacific (1983-85), Washington (1981-82) and Kent State (1979-80).

A native of Akron, Ohio, Donatell attended Glensville State in West Virginia where he was team captain, a four-year letterman and was named all-conference as a defensive back. He earned his bachelor's degree in physical education and then went on to earn his master's from Kent State in administration.

Donatell (2/4/57), his wife Shari, daughter Brenna (12) and sons Thomas (10) and Steven (5) reside in Lone Tree, Colo.

GEORGE DYER • DEFENSIVE LINE

NFL Season: 18th (5th year with Broncos)



George Dyer is in his 18th season coaching in the NFL and his fifth with the Broncos as defensive line coach. He came to Denver in 1995 following a three-year stint in Los Angeles where he was the Rams' defensive coordinator and defensive line coach (1992-94). Dyer joined the Rams staff after nine years with the Seattle Seahawks (1983-91) where he was also in charge of the defensive line, and one year with the Buffalo Bills (1982).

Dyer's defensive line unit in 1998 featured the team's individual sack leaders in Trevor Pryce (8.5) and Maa Tanuvasa (8.5), who led a defensive unit that posted the highest sack total (47) for a Denver club since 1992. The line was equally proficient against the run in 1998, allowing just 1,287 yards, the second-lowest total in franchise history, behind only the nine-game total of 935 yards allowed during the strike-shortened 1982 season.

Eight players who saw action on the defensive line in '98 return in 1999, and will be complemented by a host of young, aspiring players, including second-round draft choice Montae Reagor. Pryce blossomed in his second season under Dyer's tutelage, and shows promise for an extraordinary future in the NFL. He teams with Keith Traylor to give Denver as imposing a pair of defensive tackles as any team in the league.

Dyer's 1997 unit boasted three players with at least eight sacks — Tanuvasa and defensive ends Neil Smith and Alfred Williams, each with 8.5 — spearheading a defensive group that posted 44 for the season, the highest Denver total since 1993. Tanuvasa, a Dyer pupil on the Rams' practice squad in '93, showed considerable growth in his third season, and Smith was voted to his sixth Pro Bowl.

In his first two seasons in Denver, Dyer's defensive line helped the entire defensive unit improve its league ranking from 28th in 1994 to fourth in '96 — including a No. 1 ranking against the rush.

During his tenure in the NFL, Dyer has coached All-Pro linemen wherever he has been, including six-time Pro Bowler Fred Smerlas and Ben Williams in Buffalo; Jacob Green, Cortez Kennedy and Joe Nash in Seattle and Sean Gilbert in Los Angeles. While in Denver he has tutored Pro Bowl players in Alfred Williams (1996) and Neil Smith (1997). Dyer's 1994 Rams defense ranked seventh in the NFC and 12th in the league against the pass and their defensive line gave up an average of just 3.6 net yards per rush, which tied them for third in the NFC and sixth in the NFL.

In 1983, Dyer's defensive line in Seattle averaged 2.7 sacks per game, as the Seahawks advanced to the AFC Championship Game for the only time in their history. Prior to joining the Bills, Dyer served as defensive coordinator at Arizona State (1980-81) and at Michigan State (1977-79). He also coached for the Winnipeg Blue Bombers of the Canadian Football League from 1974-76 and had stints with San Jose State (1973) and Idaho (1972).

Dyer, 58, started his coaching career at Humboldt State (1964-66) before becoming head coach at Coalinga Junior College in Central California, in 1967. He was the defensive coordinator at Portland State from 1968-71.

As a player, Dyer was a center and linebacker at UC Santa Barbara from 1961-63. He attended San Gabriel High School in San Gabriel, Calif.

Dyer (5/4/40), born in Alhambra, California, makes his home in Aurora, Colo., with his wife Marjorie. They have five children: sons George and Doak, and daughters Tami, Darci, and Marni.

ALEX GIBBS • ASST. HEAD COACH / OFFENSIVE LINE

NFL Season: 16th (5th year with Broncos)



Alex Gibbs is in the fifth year of his second tour of duty with the Broncos in 1999, and his 36th year overall in coaching. He returned to Denver in 1995 to assume the role of assistant head coach/offensive line coach under Mike Shanahan, and has further enhanced his reputation as an elite coach in the National Football League.

Gibbs, who coached in Denver from 1984-87, has coached for every franchise in the AFC West except Seattle, spending time with the Raiders (1988-89), Chargers (1990-91) and Chiefs (1993-94) in addition to two tenures in Denver.

His offensive line unit has played an integral role in Denver's back-to-back World Championships, paving the way for a punishing ground game and providing superior pass protection. In seven play-off games over the past two seasons, Denver has averaged 185 rushing yards per game, while allowing just 1.4 sacks per game. The Broncos ranked No. 1 in the NFL in rushing in 1996, No. 5 in '97 and No. 3 in '98, while the offense overall led the NFL in 1996 and '97, and ranked third in '98.

Overall, the Denver offense set six franchise records in 1998, and that all began up front where Gibbs' troops served as the catalyst for such tremendous output. Those records included total offense (6,092), first downs (347), points scored (501), rushing yards (2,468), rushing touchdowns (32) and total touchdowns (62). In addition, the 1998 unit allowed just 25 sacks, the lowest total in franchise history for a 16-game season. Individually, tackle Tony Jones, center Tom Nalen and guard Mark Schlereth were each named to the Pro Bowl, due in large part to the performance they turned in blocking for NFL Most Valuable Player Terrell Davis, who gained over 2,000 yards to win the rushing title. Davis now has posted four straight 1,000-yard seasons and been named to three consecutive Pro Bowls.

Gibbs' line gained broad recognition for its contribution to Denver's first title run in 1997, clearing the way for an astonishing rushing average of 187 yards-per-game in the playoffs. In Super Bowl XXXII vs. Green Bay, the line bullied the opposition for 179 rushing yards — 100 of which came in the second half when the Broncos controlled the clock and the line of scrimmage en route to the historic win. In all, Denver running backs recorded a total of 15 100-yard games over the course of the 20-game regular season and postseason slate, including Davis' 157-yard, MVP effort in the Super Bowl.

The 1997 team also led the NFL in scoring (472) and touchdowns (55), setting franchise records in each category. The offensive line received a rare group award following Denver's '97 Wild Card win over Jacksonville, as the entire unit was named NFL Offensive Player of the Week, marking just the second time in NFL history such an award has been bestowed to an offensive line.

While the strength of the offensive line has been its ability to function as a unit, Gibbs' linemen have been singled out with Pro Bowl invitations in each of the four seasons since his return to Denver. In addition to the selections of Jones, Nalen and Schlereth last year, left tackle Gary Zimmerman was voted to the Pro Bowl in 1995 and '96, while Nalen made his first trip to Honolulu following the '97 season.

It has been Gibbs' ability to mold that unit into the league's best that has allowed the Broncos' offense to put up the most prolific four-year totals in franchise history over the 1995-98 seasons. He had worked the same magic in Kansas City, dropping the Chiefs' sack total from 48 in 1992 to 19 in '94. Under his guidance, tackle John Alt and guard Will Shields earned Pro Bowl and consensus all-rookie honors, respectively, in 1993, as the Chiefs advanced to the AFC Championship Game.

In the first two years after his return Denver (1995-96), Gibbs succeeded at the very task that had formed the basis for his glowing reputation in the NFL: protecting the quarterback. Gibbs' offensive line allowed just 57 sacks over the those two seasons — a dramatic reduction from the total of 55 allowed in 1994 alone, prior to Gibbs' return. The 57 sacks (26 in '95 / 31 in '96) were the sixth-fewest in the NFL over that two-year period (third in the AFC) and the lowest two-year total in franchise history.

In 1992, Gibbs was the offensive line coach for the Indianapolis Colts, whose sack total dropped by 13 in the one season he was there. Prior to that, he spent the 1990-91 seasons in San Diego, where he helped put together a line that propelled the Chargers to the second-best rushing offense in the league in 1991 with an average output of 140.5 yards per game. The Chargers were the league's third-most potent rushing offense in 1990, averaging 141.1 yards per game.

Gibbs spent the 1988-89 seasons with the Los Angeles Raiders, where he coached with current Bronco head coach, and then-Raiders head coach Mike Shanahan. While at Los Angeles, he helped to groom the talents of guard Steve Wisniewski, who has been an All-Pro selection seven times in his career.

Gibbs had first become an NFL assistant in 1984 with the Broncos, serving as the club's offensive line coach for four seasons. He was part of a staff that saw Denver earn trips to two straight Super Bowls (XXI and XXII). Under Gibbs' guidance, guard Keith Bishop earned All-Pro and Pro Bowl honors in 1986 and '87.

Gibbs coached at the collegiate level for 13 seasons before entering the pro ranks. He worked at Duke (1969-70) and Kentucky (1971-72) before moving to West Virginia (1973-74), where he worked under head coach Bobby Bowden. He then became the offensive coordinator/line coach at Ohio State (1975-78) where his line troops opened up the holes that enabled Archie Griffin to claim back-to-back Heisman Trophy awards. In 1979, Gibbs became offensive coordinator at Auburn, a position he held for three seasons. He then coached the offensive line at Georgia from 1982-83. Gibbs also spent three years at Mount Airy (N.C.) High School where he won a pair of state championships.

Gibbs, 58, is a native of Morganton, N.C., where he was a running back and defensive back at Davidson College. He studied pre-law and then earned his master's degree from the University of North Carolina at Chapel Hill in European history, and later received his doctorate in education from Auburn.

Gibbs is not the only athlete in his family. His son David was a defensive back on Colorado's 1990 National Championship team, where his teammates included current Broncos Alfred Williams and Tom Rouen. Gibbs' son Mark played at UCLA, and his son Chuck played for Army. David is currently the defensive coordinator/secondary coach at Minnesota.

Alex (2/22/41) resides in Englewood, Colo. He is the father of five children: sons Steve, David, Chuck and Mark, and daughter Sandy.

MIKE HEIMERDINGER • WIDE RECEIVERS

NFL Season: 5th (all with Broncos)



Mike Heimerdinger is in his fifth year coaching the Broncos' wide receivers, coming off four highly successful seasons in which his receiving corps has helped propel the Broncos' offense to its most prolific statistical showing ever, culminating in back-to-back World Championships.

Heimerdinger has not only enhanced the performance of veteran receivers like Ed McCaffrey, but has also been influential in the development of young receivers such as Rod Smith, who has flourished over the past two seasons under Heimerdinger's tutelage.

Smith in 1998 exceeded his breakout year of '97 by catching 86 passes for 1,222 yards to rank among the top four in the NFL in both categories. His yardage mark ranks third in team history, giving him the Nos. 3 and 4 marks on the list now. Not to be outdone, Heimerdinger's other starting receiver, McCaffrey, earned the first

Pro Bowl invitation of his eight-year NFL career in 1998 and was named second-team All-NFL by the Associated Press. McCaffrey caught 64 passes for 1,053 yards with a career-high 10 touchdowns (T1st AFC) to give Denver two 1,000-yard pass-catchers in the season for just the third time in franchise history — and the first time with two wide receivers.

Both Smith and McCaffrey return in 1999, along with former No. 1 draft choice Marcus Nash, who looks to step up and seize a more active role in his second season. Reinforcements have also arrived via the draft, in which the Broncos chose three receivers.

McCaffrey and Smith formed a solid receiving duo in 1997, as McCaffrey set a new career high with eight touchdown receptions (5th AFC), while Smith established himself as a big-play threat with then-career highs in receptions (70), yards (1,180) and touchdowns (12), ranking among the league leaders in all three categories.

Heimerdinger came to Denver in 1995 from Duke University where he was the offensive coordinator and offensive backs coach in 1994. In his one season at Duke he directed an offense that finished 15th in the country in scoring (32.7 per game), putting up over 40 points on five occasions. The Blue Devils enjoyed one of the finest seasons in school history in 1994, finishing with an 8-3 regular season record and earning a bid to the Hall of Fame Bowl, only their second bowl appearance in 35 years.

Heimerdinger also helped to develop the skills of running back Robert Baldwin, who led the Atlantic Coast Conference in rushing with 1,187 yards and also had 12 touchdowns.

The 46-year old Heimerdinger has a history of running successful offensive units. While coaching at Rice from 1989-93, he ran an attack that produced 1991 Doak Walker Award winner Trevor Cobb and quarterbacks Donald Hollas and Bert Emmanuel. The Owls pulled off a rare feat during Heimerdinger's tenure, as they produced the school's first back-to-back winning seasons since 1960-61.

Prior to his stay with Rice, Heimerdinger was the offensive coordinator at Cal State Fullerton in 1988. Among the offensive records recorded by his unit that season was a new standard for points in a game (58).

Heimerdinger began his coaching career in 1975 as head coach at Johnsbrough High School in McHenry, Ill., where he remained for five years before accepting a graduate assistant position at Florida in 1980. One-year stints at Air Force (1981) and as quarterbacks coach at North Texas (1982) followed, before Heimerdinger returned to Florida (1983-87). Two years at Florida (1980, '83) came while his former college teammate Mike Shanahan was the Gators' offensive coordinator, also coinciding with Broncos' strength coach Rich Tuten's tenure in Gainesville (1980-88). With Shanahan as offensive coordinator and Heimerdinger as receivers coach in 1983, the Gators ranked among the nation's top passing teams. They also enjoyed bowl success during Heimerdinger's tenure, playing in the 1983 Gator Bowl and 1987 Aloha Bowl, while also posting identical 9-1-1 records in both 1984 and 1985.

Heimerdinger earned his bachelor's degree in history from Eastern Illinois in 1975, and his master's in administration from Northern Illinois. He played wide receiver at Eastern from 1970-71, and also played for the Panther's baseball team as a centerfielder, participating in the Division II College World Series in 1974.

Heimerdinger was born in Dekalb, Ill., Oct. 13, 1952. He and his wife Kathie live in Highlands Ranch, Colo., with their daughter, Alicia, and son, Brian.

GARY KUBIAK • OFFENSIVE COORDINATOR/QUARTERBACKS

NFL Season: 6th (5th year with Broncos)



Gary Kubiak is in his fifth season as Denver's offensive coordinator in 1999, coming off four highly successful seasons in which the offensive unit has produced numbers unparalleled in the history of the organization, culminating in back-to-back World Championships.

Kubiak, who now owns three Super Bowl rings, is one of just eight NFL coaches to win a Super Bowl with two different franchises (San Francisco, 1994) and one of just five to win a title with a team from each conference.

He returned to the Broncos organization in 1995 with head coach Mike Shanahan, after the pair coached together in 1994 in San Francisco, where Shanahan was offensive coordinator, Kubiak was quarterbacks coach and fellow Broncos assistant coach Brian Pariani (tight ends) was an offensive assistant.

Kubiak's return to Denver — where he played quarterback behind All-Pro John Elway from 1983-91 — has been marked by extraordinary success. The Broncos have produced the National Football League's No. 1 offense twice during Kubiak's tenure (1996-97) — a first in franchise history — and the third-ranked unit in his other two campaigns (1995, 1998). The total offensive numbers produced in Kubiak's first four years at the controls mark the most prolific four-year totals in club annals.

The Broncos have set new single-season standards for touchdowns and points scored in each of the past three years, and have posted a new record for yards per rush in each of the past two seasons, while also scoring 30 or more points in a game 36 times (including four times in post-season) in the 72 regular and postseason games since Kubiak's hire. In the four years that Kubiak has been at the controls of the Denver offense, Denver has accumulated more rushing yards (9,002) and total yards (23,795) than any team in the NFL.

Denver has had 18 Pro Bowl selections from the offensive side of the football in Kubiak's four seasons as offensive coordinator, and is the only team in NFL history to produce a 3,000-yard passer (John Elway), a 1,500-yard rusher (Terrell Davis) and a 1,000-yard receiver (Shannon Sharpe; and Rod Smith in '97) two years in a row, doing so in 1996 and '97.

Denver set six offensive franchise records in 1998, establishing new marks for total yards (6,092), rushing yards (2,468), touchdowns (62), rushing touchdowns (32), points (501) and first

downs (347), as the Broncos scored 30 or more points in 12 of their 19 games. Davis was the NFL rushing champion, gaining a franchise-record 2,008 yards to become just the fourth NFL player ever to top 2,000. Davis, named the league's Most Valuable Player, was joined by John Elway, Tony Jones, Ed McCaffrey, Tom Nalen, Mark Schlereth and Shannon Sharpe to give Denver an unprecedented seven offensive players voted into the Pro Bowl, and Elway closed his Hall of Fame career as Most Valuable Player of Super Bowl XXXIII.

Davis won the AFC rushing title (2nd NFL) with 1,750 yards in 1997, and went on to win Super Bowl Most Valuable Player honors en route to an all-time NFL record for rushing attempts and yards in a combined regular and postseason. Elway, Davis, Sharpe and center Tom Nalen earned Pro Bowl berths in '97, while the offense set club records for points (472; 1st in NFL), touchdowns (55; 1st in NFL) and yards per rush (4.6), and led the league in total offense for the second straight year. The rushing total of 2,378 yards was the highest since the team record of 2,451 was set in 1978.

The Broncos led the NFL in total offense for the first time in 1996 after figuring third (1st AFC) in '95 with a franchise-record 377.5 yards-per-game average. The '96 club set a new team record for total points (391) and tied the record for highest average gain per rush (4.5) which was set a year prior, in Kubiak's first season. Davis led the AFC in rushing (2nd NFL), broke five team records, was named AFC Offensive Player of the Year and was selected to his first Pro Bowl.

Davis and Elway joined tight end Shannon Sharpe and tackle Gary Zimmerman to give Denver four offensive players in the Pro Bowl. The 1996 Broncos offense, under Kubiak's direction, became just the fifth in NFL history — and first in Broncos history — to produce a 3,000-yard passer (Elway — 3,328), 1,500-yard rusher (Davis — 1,538) and 1,000-yard receiver (Sharpe — 1,062) in the same season.

Kubiak wasted no time making an impact in his first season as offensive coordinator, as the 1995 Broncos broke team records for points scored (388), total yards (6,040), passing yards (4,260), first downs passing (205) and highest average gain per play (5.7; tops in the AFC). Individually, wide receiver Anthony Miller topped the 1,000-yard mark (1,079) and set a franchise record for touchdown receptions (14), while Davis topped the 1,000-yard rushing mark (1,117) and finished second in the NFL Rookie of the Year balloting. Overall, three members of the Broncos' offensive unit — Miller, Sharpe and Zimmerman — were chosen to play in the Pro Bowl.

During the 1994 season, Kubiak coached the league's most dominating quarterback, Steve Young, in San Francisco. Young not only led the 49ers to a victory in Super Bowl XXIX, but he also earned Super Bowl MVP honors, as well as the NFL's Most Valuable Player award, besides setting numerous passing records during the campaign. He also became the NFL's all-time passer-rating leader and the first quarterback to lead the league in passing four years in a row.

Prior to his year in San Francisco, Kubiak coached the running backs at his alma mater, Texas A&M, from 1992-93. During his two seasons the Aggies posted a record of 22-3 and played in back-to-back Cotton Bowls. His star pupil at A&M was Greg Hill, a first-round pick by Kansas City in 1994. Hill was second-team All-America as a junior (*The Sporting News*) and first-team All-Southwest Conference, as well as an All-SWC pick as a senior by the *Dallas Morning News*, despite missing four games. He rushed for 2,046 yards and 21 touchdowns in Kubiak's two years at College Station. Also in Kubiak's backfield were current Broncos Detron Smith and Leeland McElroy.

Before embarking on his coaching career, Kubiak played nine seasons (1983-91) as a quarterback for the Broncos. During that time he was a member of three Super Bowl teams and appeared in 11 of the 14 playoff games played by the Broncos during his tenure. He played in 119 games for Denver (second all-time among quarterbacks behind John Elway), with five starts over that period (4-1 record). Kubiak completed 173 passes in 298 attempts for 2,020 yards, with 16 interceptions and 14 touchdowns. He also rushed for 238 yards and two touchdowns, and his completion percentage of .581 is the second-best mark in team history. Kubiak also holds the Broncos' single-season record for interception avoidance with a mark of .013 (one interception in 75 attempts), set in 1984.

Kubiak's finest moment as a Bronco was probably his final performance in a Denver uniform, when he relieved an injured John Elway in the 1992 AFC Championship Game at Buffalo (1/12/92) and completed 11-of-12 passes for 102 yards and added 22 yards rushing, though the Broncos fell to the Bills 10-7. He entered the game in the fourth quarter and drove the Broncos into Buffalo territory three times, including an 85-yard touchdown drive that cut Denver's deficit to three points. Kubiak was an eighth-round draft pick of the Broncos in 1983.

As a player at Texas A&M, Kubiak made the Player's All-SWC team in 1982 and earned appearances in the Blue-Gray and Hula Bowl all-star games. In 1982 he led the SWC in attempts (324), completions (181), percentage (55.9), yardage (1,948), touchdowns (19) and total offense (1,885). As a junior he set conference records for touchdown passes in a game (six against Rice) and percentage in a game (19-21 for 90.5% against Arkansas), and ranked second in the SWC in passing (1,908) and total offense (1,886). He has a degree from A&M in physical education.

While at St. Pius High School in his native Houston, Gary made all-state, all-district, and All-America and set the state passing record with 6,190 yards. He lettered four years in football, basketball and baseball, and made all-state in all three sports in both his junior and senior years. He was also all-state twice in track.

Kubiak was recognized for his outstanding accomplishments with induction into the prestigious Texas High School Sports Hall of Fame in March 1999.

Gary (8/15/61) and his wife, Rhonda, reside in Greenwood Village, Colo., with their three sons, Klint, Klay and Klein.

PAT MCPHERSON • OFFENSIVE ASSISTANT

NFL Season: 2nd (2nd with Broncos)



Pat McPherson, in his second year on the Broncos' coaching staff, moves into his new role as an offensive assistant, after breaking in last year as a defensive assistant. In his new role he will handle a variety of quality control duties on the offensive side of the ball.

Working with the defensive staff in 1998, McPherson played a role in tutoring a defense that ranked third in the NFL against the run, and 11th in the overall defensive rankings.

McPherson was hired by the club April 7, 1998 following a four-year coaching stint at his high school alma mater, Bellarmine College Prep in San Jose, Calif. In addition to coordinating the defense and coaching the inside linebackers, McPherson's duties also included teaching English, algebra and physical fitness. During his tenure at Bellarmine, the football team compiled a record of 35-11, won three consecutive league titles and made one section championship appearance as well as two semifinal appearances. He also gained valuable coaching experience volunteering with the San Francisco 49ers in 1996, in a defensive quality control capacity.

McPherson holds a bachelor's degree in English and an M.B.A. from Santa Clara, where he captained the football team and was voted Most Inspirational Player as an inside linebacker during his senior season of 1992. He began his collegiate career at UCLA in 1987, where he received the Charles Pike Award in recognition of the school's outstanding freshman football player. McPherson signed with the 49ers as a rookie free agent in 1993 and participated in three preseason games, including one versus the Broncos at Mile High Stadium.

A native of San Jose, Calif., McPherson was an all-state and All-America inside linebacker at Bellarmine College Prep, where he earned Scholar-Athlete of the Year honors as a senior. He was voted captain of the North team in California's North-South Shrine Game played at the Rose Bowl.

McPherson, 30, worked with the National Multiple Sclerosis Society in Santa Clara, Calif., in 1994, organizing and implementing the chapter's largest fund-raising event, the 1994 MS Walk. His father, Bill McPherson, has 21 years of NFL coaching experience, and is currently with the 49ers.

Pat was born April 15, 1969 in Santa Clara, Calif. He is single and resides in Littleton, Colo.

BRIAN PARIANI • TIGHT ENDS

NFL Season: 10th (5th year with Broncos)



Brian Pariani is in his fifth year coaching the Broncos' tight ends, a group that has played an integral role in the club's offensive success in recent seasons, culminating in back-to-back World Championships. Pariani came to the Broncos in 1995 after spending the previous five seasons (1990-94) with the San Francisco 49ers, coaching alongside Broncos head coach Mike Shanahan and offensive coordinator Gary Kubiak.

With Denver's win in Super Bowl XXXII, Pariani joined a list of just eight NFL coaches who have won World Championships with two different organizations, and one of just five to win a title with a team from each conference. The Broncos' triumph in Super Bowl XXXIII now makes Pariani a three-time Super Bowl winner.

Upon his arrival in 1995 Pariani inherited the league's top tight end in Shannon Sharpe, who has since gone on to earn four more



consecutive Pro Bowl appearances, bringing his career total to seven. Even more impressive, however, has been the development of Sharpe's backups, Dwayne Carswell and Byron Chamberlain, under Pariani's tutelage. The pair has played a vital role in the Denver offense, and along with Sharpe, formed a three-man unit that has remained intact throughout Pariani's four years in Denver.

Last year Sharpe led all NFL tight ends in receiving yards (768), while ranking third among his peers in receptions (64) and tying for the AFC lead in receiving touchdowns (10). He was a unanimous All-NFL selection for the seventh straight year, and became the first tight end in league history to post seven straight 50-catch seasons. The Broncos' depth at tight end was never more evident than in their Super Bowl XXXIII win over Atlanta, when Sharpe left the game in the first quarter with a knee injury. Carswell and Chamberlain performed admirably, with Chamberlain catching three passes for 29 yards and recovering two Atlanta on-side kicks.

In 1997 Sharpe led the club in receptions (72) for the sixth straight year, and led all NFL tight ends in receptions and receiving yards (1,107) for the second straight year. Sharpe's 1,107 yards represented a career high, and marked his third 1,000-yard season, tying him with Todd Christensen and Kellen Winslow for most 1,000-yard seasons by a tight end in NFL history.

In 1996 Sharpe set career highs for receiving yardage (1,062) and touchdowns (10), while posting his second-most receptions (80) to lead all NFL tight ends in each category, en route to All-NFL honors.

Overall, Pariani's tight ends have caught more passes (343) for more yards (4,279) over the last four seasons than any other group of tight ends in the NFL. That productivity has helped propel the Broncos' offense to the most prolific four-year totals in franchise history, highlighted by a No. 1 NFL total offense ranking in 1996 and '97. The 1998 team set franchise records for touchdowns (62), points (501), total offense (6,092) and first downs (347).

Pariani started his NFL coaching career in 1990 as a scouting assistant with the 49ers. He then became the team's offensive coaches' assistant for the next four seasons, working directly with the offensive coaches and quarterbacks, assisting with daily practices and game plans. The 49ers' offense led the league in total yards in 1992 and '93, and scored a team-record 505 points and 62 touchdowns in '94 en route to a Super Bowl title.

After earning his political science degree from UCLA in 1989, Pariani served as a graduate assistant with the Bruins, helping head coach Terry Donahue's offense during the 1989 season.

Pariani attended Marin (Calif.) Catholic High School where he played football, baseball and basketball. He is a native of San Francisco, Calif. (7/2/65). He, his wife, Stephanie, and daughter, Jessica, reside in Castle Pines, Colo.

RICKY PORTER • ASST. STRENGTH & COND.

NFL Season: 4th (3rd year with Broncos)



Ricky Porter is in his third year on the Denver Broncos' coaching staff, expanding his role in 1999 to include responsibilities with the strength and conditioning program, as well as quality control duties with the offensive coaching staff. Porter began with the Broncos in 1997 as an offensive assistant, after spending the 1996 season in the same capacity with Tampa Bay.

Porter has spent the past two seasons working with an offensive unit that has ranked among the best in the NFL, and produced numerous franchise records, en route to back-to-back World Championships. The 1997 team led the NFL in total yardage (5,872) for the second year in a row, while the '98 club topped that mark (6,092), along with four other franchise records. Offensive highlights also came from NFL Most Valuable Player Terrell Davis, who became just the fourth player in league history to rush for over 2,000

yards in a single season, en route to the NFL rushing title.

Prior to his stint with the Buccaneers, Porter worked as a scout for National Football Scouting in 1995, where his primary responsibility was assessing talent in the Ohio Valley region.

Porter has had previous NFL coaching experience with Buffalo (1991), New Orleans (1993) and Detroit (1994) through the league's Minority Coaching Fellowship Program. His first full-time experience came at his alma mater, Slippery Rock State, where he coached the running backs and special teams in 1990-91 before moving on to handle the same responsibilities at Kent State from 1992-93.



The 39-year-old Porter played five years in the NFL with Detroit (1982), Baltimore (1983) and Buffalo (1987-89). He also played for the USFL's Memphis Showboats in 1985 and the CFL's Montreal Alouettes from 1986 until the club folded during the 1987 season. The Alouettes' director of football operations at that time was Marv Levy who was later responsible for bringing Porter to Buffalo.

A member of the Slippery Rock Sports Hall of Fame, Porter was the first player ever drafted from the Division II school, chosen by Detroit in 1982 after rushing for 3,124 yards over his four-year career. A three-time all-conference, two-time All-America and two-time team MVP, Porter led the nation in rushing as a senior in 1981, and also starred for the Rockets' baseball and track teams. In 1990 he put his baseball skills to use as a member of the Baltimore Orioles' AAA Rochester Red Wings. Porter holds a bachelor's degree in communications from Slippery Rock and a master's degree in athletic administration from Kent State.

A native of Sylacauga, Ala. (1/14/60), Porter grew up in Baltimore, Md., where he was a three-sport star at Milford Mills High School. He is a member of the Fellowship of Christian Athletes, and while at Slippery Rock in 1982 was named ESPN's Amateur Athlete of the Week. Ricky and his wife, Carla, reside in Highlands Ranch, Colo., with their sons, Armani Vaniko (11/3/95) and Otavio Vantaj (6/3/98).

GREG ROBINSON • DEFENSIVE COORDINATOR

NFL Season: 10th (5th year with Broncos)



Greg Robinson is in his fifth season as the Broncos' defensive coordinator in 1999, a position in which he has guided steady and dramatic improvement, and crafted the Denver defense into one of the best in the NFL. Over the past two seasons, the Broncos' defense has been a dominant force in the postseason, and played a crucial role in the club winning back-to-back World Championships.

Robinson had spent the previous five seasons with the New York Jets, serving as defensive coordinator in 1994 after four years coaching the team's defensive line. While there he worked with Broncos defensive backs coach Ed Donatell (1990-94) and Director of Pro Scouting Jack Elway (1990).

The performance of Robinson's defense throughout the 1998 playoffs was paramount to Denver's quest for a second straight title.

Denver allowed its opponents just 53 rushing yards per game in the postseason, and forced an unbelievable 13 turnovers in just three games, giving Denver a +12 turnover ratio. Add that to an impressive +10 ratio for the regular season, and Denver boasted a +22 ratio for all of 1998. In each of the Broncos' first two postseason games, the defense allowed a franchise-low 14 rushing yards, and in the entire postseason allowed just 25 points and two touchdowns.

The Broncos ranked third in the NFL in rushing defense last season, allowing just 80.4 yards per game, the lowest in franchise history. The top two full-season rushing defense figures in franchise history have now come during Robinson's tenure (1st-1998, 2nd-1996). Over the final 11 games of the season (including postseason), Denver allowed just 56.6 rushing yards per game, and for the season, allowed just two individuals to rush for more than 100 yards. Additionally, the Broncos allowed fewer than 20 points in 11 of their 19 regular or postseason games in 1998.

The Broncos' defense was equally impressive in 1997, when Denver won its first World Championship. Robinson carried out a brilliant game-plan in Super Bowl XXXII to control the explosive Green Bay offense, resulting in a 31-24 win. Robinson's defensive unit rose to the occasion when most challenged, limiting the Packers to an 0-of-7 showing on third-down attempts in the second half, and 0-of-1 on fourth down. Out of six occasions during the entire playoffs in which opponents began a drive in Denver territory, just two netted points, and both were field goals. During the regular season, opponents were shut out once and held to three points on three other occasions.

Under Robinson's direction, nine Pro Bowl selections have been bestowed upon Broncos defensive players in the past four years, including linebacker Bill Romanowski and safety Steve Atwater in 1998. In addition to those nine, linebacker John Mobley was recognized with Associated Press All-NFL honors in '97, in just his second NFL season.

The 1996 defensive unit featured five players who would earn Pro Bowl honors — safeties Atwater and Tyrone Braxton, defensive tackle Michael Dean Perry, Romanowski and defensive end Alfred Williams.

In his first two years as defensive coordinator, Robinson guided an improvement in overall league rank from 28th the year prior to his arrival ('94) to fourth in '96, and has kept his unit among the league's best in the two years since.

The 1996 ranking was buoyed by a No. 1 standing against the rush for only the second time in franchise history, paving the way for the lowest yardage total allowed (4,470) by a Broncos team since 1978. The defense set franchise records for fewest rushing yards allowed in a 16-game/non-strike season and fewest rushing first downs in a 16-game season, while allowing just two opponent backs to rush for 100 yards.

Robinson set out to upgrade the defense immediately upon his arrival in 1995, improving the Broncos' total defense ranking 13 places to 15th. His defense posted one shutout during the season (27-0 over Oakland on Monday Night Football, Oct. 16) and held opponents under 10 points on three other occasions. Atwater represented the Broncos' defense in Honolulu with his sixth straight invitation to the Pro Bowl.

During his last four years with New York, Robinson's defense forced 151 turnovers, most in the AFC and second-most in the NFL during that span (Philadelphia was first with 155). They also improved from 27th in the league in total defense in 1989 (374.6 yards per game) to eighth in 1993 (294.5 yards per game). As the defensive coordinator in 1994, his defense tied with Kansas City for second in the AFC and the NFL in takeaways (38), two behind New England. They finished the season with 29 sacks and gave up just 20 points per game, 6th best in the AFC.

The Jets' defensive line also saw dramatic improvement under Robinson's tutelage. They were fifth in the NFL in rush defense in 1993 (92.1 yards per game — down from 133.5 in 1989) and improved to 17th in the NFL in pass defense (202.4 yards per game), while 18 of the defense's 32 sacks were produced by the line. The defense also ranked No. 1 in the AFC against the run in 1991 (90.1 yards per game — a 36-yard improvement over 1990) and recorded 35 sacks.

Robinson has also been instrumental in the development of many young players, including defensive linemen Jeff Lageman, former Bronco Marvin Washington and linebacker Mo Lewis while with the Jets. Lageman and Washington combined for 54.5 sacks from 1990-94, with Lageman leading the team with 6.5 in 1994, 8.5 in '93 and '91, and Washington leading the way with 8.5 in 1992. Lewis led the team in tackles in 1994 with 155, had four interceptions, six sacks and five forced fumbles.

Prior to his stay in New York, Robinson coached for eight years at UCLA (1982-89) under head coach Terry Donahue, primarily as a defensive assistant but also as an offensive coordinator in 1989. He had been promoted to assistant head coach for the 1990 season, but opted to join the Jets instead.

While at UCLA, Robinson coached the defensive line for the Bruins from 1982-88. Many of his former pupils have moved on to the NFL, including current Bronco Mike Lodish, former Washington Redskin Jim Wahler and new Broncos defensive assistant coach Terry Tumeay, a three-time All-Pac-10 performer. His run defense ranked in the Top 10 in the nation in 1987 and '88, allowing just 95 yards per game over two seasons. In 1985, the Bruins led the nation in defense against the run at 70.3 yards per game. Their defense also averaged over 40 sacks a year from 1985-88.

During his one season on the offensive side of the ball, Robinson helped groom the talents of several future NFL players, including former Broncos quarterback Tommy Maddox, former Dolphins wide receiver Scott Miller and former Chiefs wide receiver Sean LaChapelle. The Bruins' 1989 offense also produced two All-Americans in center Frank Cornish (Charger, Cowboys, Jaguars, Eagles) and tight end Charles Arbuckle (Saints, Chargers, Colts).

Robinson coached at North Carolina State from 1980-81 where he helped recruit former Wolfpack linebacker and current Broncos linebackers coach Frank Bush. He coached at Cal State Fullerton from 1977-79 and at the University of the Pacific from 1975-76, where he worked with the wide receivers as a graduate assistant, and later the defensive line.

A native of Los Angeles, Robinson began his collegiate playing career as a linebacker at Bakersfield Community College from 1970-71, playing on a team that was ranked No. 1 in the nation. He then went on to play linebacker, center and tight end at the University of the Pacific from 1972-74. He earned his bachelor's degree in political science from Pacific in 1975. Robinson is a graduate of Garces High School in Bakersfield, Calif.

Robinson, 47 (10/9/51), lives in Aurora with his wife Laura and his son Dominic, and daughters Lindsay and Leslie Ann.

GREG SAPORTA • ASST. STRENGTH & COND.

NFL Season: 5th (all with Broncos)



Greg Saporta is in his fifth season as an assistant in the strength and conditioning department for the Broncos. He assists Head Strength Coach Rich Tuten in coordinating the year-round strength and conditioning program for the Broncos' players.

Saporta came to the Broncos in 1995 from the University of Florida where he spent two separate stints as an assistant strength coach under Tuten. He originally began as a student assistant at Florida in 1981, and became assistant strength coach in 1985. Saporta held that position until 1988, when he went to the University of North Carolina to assume the same position from 1988-92, once again working with Tuten, who had been named Strength Director. Saporta then returned to Florida in 1992 to resume his position as assistant strength coach, which he held until April 1995 when he joined the Broncos' staff. He also coached with Broncos head coach

Mike Shanahan and wide receivers coach Mike Heimerdinger at Florida.

During his time at both Florida and North Carolina, Saporta worked with many athletes who went on to enjoy success in the NFL, including former Broncos players Ray Jacobs and Rondell Jones (North Carolina), as well as 1996 Broncos draftee Mark Campbell (Florida).

Saporta, 42, received his bachelor's degree in physical education with a concentration in exercise physiology from Florida in 1985. He previously had attended Buffalo State University in New York, where he lettered for two years in football and rugby, as well as participating in track. Greg has also worked in the past with Big Brothers and Big Sisters.

Saporta, born Feb. 18, 1957, is originally from Manhattan, N.Y. He resides in Denver, Colo.

RICK SMITH • DEFENSIVE ASSISTANT

NFL Season: 4th (all with Broncos)



Rick Smith is in his fourth year on the Broncos' coaching staff, assisting the Broncos' defensive coaches in all aspects of game preparation and practice regimen.

During Smith's first three years the Broncos' defense has consistently ranked among the NFL's best, with rankings of No. 4 in 1996 and No. 5 in 1997, and has played an integral role in Denver securing back-to-back World Championships.

The Broncos' defensive secondary accounted for six of the club's astonishing total of seven interceptions in the three postseason games last year.

Denver's pass defense in 1997 posted a No. 5 ranking in the NFL, and limited four of the 16 regular season opponents to 3 points or fewer, including one shutout.

In his first year, Smith helped coach a defensive unit that improved from No. 15 to No. 4 in the NFL — including a No. 1 ranking against the run for just the second time in franchise history. The defense set or tied three different franchise records in 1996.

Smith, 30, was hired April 3, 1996, following a two-year stint as defensive backs coach at his alma mater, Purdue. He had left Purdue in February to accept a coaching position at Texas Christian, but spent just one month there before being hired by the Broncos.

A 1992 Purdue graduate, Smith began his coaching career with the Boilermakers shortly after his graduation, serving as the school's assistant strength and conditioning coordinator. In that role, Smith worked exclusively with football, volleyball and wrestling before being promoted to the role of interim strength and conditioning coordinator during the summer of 1993. While coaching at Purdue, Smith began graduate studies in educational administration, and received his master's degree in the summer of 1995.

Smith was a starter at strong safety and defensive captain for Purdue as a senior in 1991.

A native of Petersburg, Va. (9/3/69), Smith attended Meadowdale High School in Dayton, Ohio.

Smith, a member of the Fellowship of Christian Athletes, is single and makes his home in Parker, Colo.

JOHN TEERLINCK • PASS RUSH SPECIALIST

NFL Season: 11th (3rd with Broncos)



John Teerlinck is in his third year as pass-rush specialist on the Broncos' staff, hired in February 1997 to that newly-created position. Teerlinck has established himself as one of the NFL's best in that area in his 10 seasons in the league, and is largely responsible for the development of several of the league's most dominant pass rushers.

The increased emphasis on the pass rush, and the resulting pressure on opposing quarterbacks, has been the starting point for a defensive effort that has helped lead Denver to back-to-back World Championships. For the second consecutive year, defensive linemen tied for the team lead in sacks in 1998, as Trevor Pryce and Maa Tanuvasa each posted 8.5. The team total of 47 was the highest by a Denver club since 1992, and the second-highest in the AFC. The line also played an integral role in Denver posting a No. 3 ranking against the rush last year, and allowing just two opposing

running backs to top the 100-yard mark.

With all four starters returning in 1998, in addition to a strong mix of veterans and promising young players vying for time in the defensive line rotation, the unit appears poised to put even greater pressure on opposing quarterbacks.

The performance of the defensive line in 1997 was crucial to the Broncos' successful navigation through a four-game postseason slate, which included 11 sacks, and culminated with the first World Championship in franchise history.

The line boasted three players with at least eight sacks — defensive ends Neil Smith and Alfred Williams, and Tanuvasa each with 8.5 — spearheading a defensive group that posted 44 for the season, the highest Denver total since 1993. Especially promising was the development of Tanuvasa, who had entered the year with five career sacks over his first two seasons.

Teerlinck came to Denver from Detroit where he had spent two seasons as the Lions' Assistant Head Coach/Defense. While there he dramatically improved the club's sack totals, posting an average of 37 per season, up from a total of 28 the year prior to his arrival. His 1995 squad registered 42 sacks for an NFC-high 317 yards lost. Individually, Henry Thomas posted a career-high 10.5 sacks under Teerlinck's guidance in 1995 — the most by a Lion since 1988 — and in '96 Robert Porcher notched a career-high 10 to lead the team.

Prior to his two-year stint in Detroit, Teerlinck spent three years as the defensive line coach for the Minnesota Vikings. Under his tutelage, the Vikings' defensive line was known for its dominating play and relentless pursuit of opposing quarterbacks. Three of the four linemen he coached in Minnesota were named All-Pro. The Vikings led the league in rushing defense each of his last two seasons (the Vikings limited their opponents to 68.1 yards per game in 1994, the fourth-fewest in NFL history) as Minnesota led the league in total defense in 1993 and finished fifth in 1994.

In 1993, the Vikings led the NFC in defense against the run and finished third in the league in sacks-per-pass-play. Also in 1993, the Vikings' front four totaled 41 sacks, the most by any defensive line in the league and more than 16 other entire teams in the league. The Vikings' 51 sacks in 1992 were the second-most in team history and Chris Doleman was named the NFC's Defensive Player of the Year. Teerlinck has the distinction of tutoring two conference defensive players of the year: former Bronco Michael Dean Perry in 1989 while the two were with the Cleveland Browns, and John Randle in Minnesota, whom Teerlinck groomed from an undrafted rookie to a consensus All-Pro in 1993-94.

Teerlinck spent one season with the Los Angeles Rams (1991) before joining the Vikings staff, and prior to that spent two seasons with Cleveland (1989-90) where the Browns set a franchise record in 1989 with 45 sacks. He began his pro coaching career in 1983 under the late George Allen with the USFL's Chicago Blitz, who would later become the Arizona Wranglers. The team led the USFL in defense and sacks in each of his three seasons. Teerlinck's players also held nine of the 12 All-USFL defensive line spots available during the league's three-year existence.

Teerlinck spent three years (1980-82) at the University of Illinois under Mike White before moving into the pro ranks. During Teerlinck's tenure, the Fighting Illini had back-to-back winning seasons (1981-82) and played in their first bowl game since the early 1960s. Teerlinck spent two years (1978-79) as the defensive coordinator at Eastern Illinois, along with Broncos Head Coach Mike Shanahan, prior to joining the Fighting Illini staff. In 1978, the Panthers won the NCAA Division II national title with Teerlinck and Shanahan on the coaching staff. His first coaching job was at Iowa Lakes Junior College in 1977 after being released from the San Diego Chargers' roster in late August.

A fifth-round draft choice by San Diego in 1974, Teerlinck started two games at defensive end his rookie season. He started five of the first six games at defensive tackle in 1975 before suffering a knee injury, which ended his career two years later.

Teerlinck earned Little All-America honors and was co-captain as a senior at Western Illinois. He was the team's defensive MVP after posting 122 tackles and 14 sacks in 1973. He still holds a share of the school's single-game record with four sacks in a 1973 contest.

A 48-year old native of Rochester, N.Y. (4/9/51), Teerlinck was named All-Chicago Catholic League at Fenwick High School. He holds a bachelor's degree in physical education from Western Illinois and earned a master's degree in education from Eastern Illinois. In 1986 he opened a highly successful brokerage business in Phoenix, Ariz.

John and his wife, Sue, have five children: Ann, Bill, Mark, Molly and Mary.

TERRY TUMEY • DEFENSIVE ASSISTANT

NFL Season: 1st (1st with Broncos)



Terry Tumey is in his first season with the Broncos, working with the defensive coaching staff in the role of defensive assistant. He has previous experience with the Broncos, assisting the coaching staff during the 1998 training camp as a Coaching Fellow.

Tumey joins the staff after four seasons as the defensive line coach at his alma mater, UCLA, where he also handled the PAT and field-goal block units. Tumey molded the Bruins' defensive line into a formidable unit that ranked among the best in the nation at stopping the run.

Prior to joining the UCLA coaching staff on a full-time basis in 1995, Tumey served as a graduate assistant for the Bruins in 1992.

A three-time All-Pac-10 first-team choice as a nose guard at UCLA (1985-87), Tumey still ranks second on the Bruins' all-time list with 39 tackles for loss and third on the quarterback sack list with 25.

He is one of just six UCLA players in the last 32 years to earn first-team all-conference honors three times, and was a driving force behind a club that compiled a 27-7-2 record over his final three years. Overall, Tumey played on four winning bowl teams at UCLA, during which time the team went 36-10-2 and was ranked in the final top 10 nationally three times.

Tumey earned his bachelor's degree in political science from UCLA in 1988, and a master's in business administration in 1993. He was a teammate of Broncos defensive tackle Mike Lodish.

A native of Tulsa, Okla., Tumey starred at Booker T. Washington High School where he earned all-state honors in football and track and field (shot put), and lettered in wrestling. He was also a member of the National Honor Society.

Terry and his wife, Candace, have a two-year-old daughter, Cameron, and the family makes its home in Parker, Colo.

BOBBY TURNER • RUNNING BACKS

NFL Season: 5th (all with Broncos)



Bobby Turner is in his fifth season as the Broncos' running backs coach, a position he took over in 1995 and has since raised to a level unmatched in franchise history. The productivity of Denver's running game and the play of Turner's star pupil Terrell Davis has been at the core of the Broncos' drive to back-to-back World Championships.

Since Turner's hire, the Broncos have produced more rushing yards (9,002) and total yards (23,795) than any team in the NFL, largely due to the emergence of Davis as the premier running back in the league, and perhaps the game's most outstanding player overall.

Denver set six franchise records on offense in 1998, including rushing yards (2,468), rushing touchdowns (32) and fewest fumbles lost in a season. The Broncos have ranked in the league's top 5 in

rushing every season under Turner, including a No. 1 ranking in 1996 and a No. 2 standing in '98.

Turner has achieved great success in his first four years in Denver grooming Davis, who has rushed for over 1,000-yards in all four of his NFL seasons — including a club-record 2,008 in 1998

that ranked as the third-best season in league history and propelled Davis to NFL Most Valuable Player honors. In so doing, Davis became just the second Bronco ever to win the league rushing title (Otis Armstrong, 1974), and also became the Broncos' all-time leading rusher with 6,413 yards in just four seasons. He capped his brilliant year with 102 yards in Super Bowl XXXIII as Denver captured its second straight World Championship.

Fullback Howard Griffith has also been outstanding, giving Turner arguably the finest backfield duo in the entire league. In addition to his stellar blocking for Davis, Griffith scored three touchdowns in the 1998 postseason, including two rushing scores in the Super Bowl win over Atlanta, and a receiving touchdown in the AFC Championship Game vs. the Jets. The latter ignited a 20-point Denver scoring barrage in the third quarter to erase a 10-0 deficit.

Davis closed the 1997 campaign as Most Valuable Player of Super Bowl XXXII, as the proficiency of the running game was instrumental in Denver securing the first World Championship in the 38-year history of the franchise. The Broncos' 2,378 rushing yards for the season were, at the time, the second-most by a Broncos team, trailing only the 1978 total of 2,451.

The Broncos rushed for 179 yards in the Super Bowl win, including 100 in the second half when Denver began to take control of the game. The team averaged an astonishing 187 yards per game on the ground during the playoffs, and Davis came up just 20 yards shy of setting an all-time NFL record for rushing yards in single postseason (581).

Among the club records set by the Broncos in 1997 was a new standard for average yards per rush (4.6), topping the previous record of 4.5 set in Turner's first year, 1995, and matched a year later. The Broncos boasted an individual 100-yard rushing performer in 15 of the 20 regular and postseason games in 1997, including two (Davis and Derek Loville) in the Broncos' Wild Card win over Jacksonville, just the third time in NFL postseason history that feat has been accomplished. In that contest Denver rushed for 310 yards, the fifth-highest postseason figure in NFL history.

The Broncos led the league in rushing in 1996 for the first time in franchise history, and Davis set five club rushing records under Turner's guidance, blossoming into one of the league's finest running backs. The '96 Broncos' league-leading total of 2,362 rushing yards was the second-highest single-season mark in franchise history at that time.

Turner wasted no time in 1995 making his mark in Denver, leading the running game to its highest yardage total since 1991 with 1,995 yards on the ground. Davis, then a rookie, topped the 1,000-yard plateau (1,117) and went on to finish second in the Associated Press Rookie of the Year balloting. Overall, the Denver offense posted the most prolific numbers in franchise history in 1995, thanks in part to a balanced rushing and passing game.

Prior to his arrival in Denver, Turner was assistant head coach, offensive coordinator and running backs coach at Purdue. During his tenure the Boilermakers' running game and entire offense improved each season, going from 106th in the nation in 1990 to 12th in '94, a season in which it set numerous school records and ranked nationally in many categories, including rushing touchdowns (36) and average per carry (5.01). The offense produced 336 points, the highest Purdue total since 1969. Turner's backfield also produced the school's first 1,000-yard rusher in 18 years in All-Big 10 second-leader, and current Tampa Bay Buccaneer, Mike Alstott (1,188 yards and 14 TDs).

Seven different Boilermakers rushed for more than 100 yards in a game in 1992, and in 1991 Turner coached the Big Ten Freshman of the Year in running back Corey Rodgers, as well as former Cincinnati Bengal Jeff Hill.

Turner served in the same capacity at Ohio State from 1989-90, during which time the Buckeyes went to two bowl games and had one of the best running games in the Big Ten. His 1990 backfield of former Bronco Butler By'not'e, Minnesota's Robert Smith, former Bengals Scottie Graham and Jeff Cothran, and former Bear Raymont Harris was rated No. 1 in the nation by *The Sporting News*, producing a 1,000-yard rusher in Smith. He finished the season with 1,126 yards and eight touchdowns, and was named Big Ten and National Freshman of the Year.

In 1989 the Buckeyes ranked No. 1 in Big Ten rushing at 241 yards per game, as well as No. 1 in total offense and scoring, coming within 16 yards of having two 1,000 yard rushers (Carlos Snow, 1,031 yards; Graham, 984). On the day of his first game at OSU, Turner's daughter Kiaana was born at the university hospital just 500 yards away from Ohio Stadium.

Prior to his stint at Ohio State Turner coached the running backs at Fresno State (1983-88) and at his alma mater, Indiana State (1975-82). At Fresno he coached future pros Lavale Thomas (Packers), Anthony Mosely (Bears, Raiders) and Aaron Craver (Dolphins, Broncos, Chargers, Saints). He accepted a position as running backs coach at ISU in 1975 and spent three of his eight seasons there (1976, '77, '82) as the defensive backs coach in addition to five years as special teams coordinator (1978-82). At ISU, Turner recruited and coached two All-Americans: Wayne Davis (Chargers, Redskins) and Vencie Glenn (Chargers, Vikings, Giants).

Turner also had an opportunity to be an assistant coach on ISU's 1979 Larry Bird-led Final Four basketball team but turned down the offer to concentrate on coaching football. He began his

coaching career at Haworth High School in Kokomo, Ind., as an assistant with the football and basketball teams.

A native of East Chicago, Ind. (5/6/49), Turner enjoyed a fine career as an all-conference defensive back at Indiana State, where he played both football and basketball. He set the school record as a sophomore with nine of his 16 career interceptions, including two returned for touchdowns. He earned his bachelor's degree in health and physical education in 1972 and his master's from ISU in education/administration in 1976.

Turner, 50, attended East Chicago Washington High School where he was one of only two athletes in the school's history to play four sports (football, basketball, baseball, and track). He was inducted in 1993 into the Indiana High School Basketball Hall of Fame, and was honored again this past spring with induction into the East Chicago, Ind., Sports Hall of Fame.

Bobby and his wife, Kimberly, have three daughters, Nacole, Krishana and Kiaana, and make their home in Aurora, Colo.

RICH TUTEN • STRENGTH & CONDITIONING

NFL Season: 5th (all with Broncos)



Rich Tuten is in his fifth season as the Broncos' strength and conditioning coach. He coordinates the organization's year-round strength and conditioning program with assistance from Greg Saporta and Barney Chavous.

Under Tuten's guidance during the Mike Shanahan regime, the Broncos' offseason strength and conditioning program has become a model among NFL franchises. It has been overwhelmingly successful, not only in terms of attendance by Broncos players, but in their performance on the field, as Denver has captured back-to-back World Championships.

Tuten came to the Broncos in 1995 from the University of Florida, where he was the Director of Strength and Conditioning from 1980-88, and also from 1993-94. He was the Athletic Strength Director at the University of North Carolina from 1989-92.

While at both schools, Tuten supervised the strength and conditioning programs for every sport. With UF he also served as the head strength and conditioning coach for the nationally ranked Gator football team, and played a key role in the design of Florida's current strength and conditioning complex.

At North Carolina Tuten helped the Tar Heels make major advancements in their strength and conditioning program, helping them to be able to compete with the top collegiate programs in the country. Besides his work at collegiate institutions, Tuten is also a member of the National Strength and Conditioning Association.

Tuten has worked with many athletes who have gone on to enjoy success in the NFL, including Emmitt Smith (Cowboys), Neal Anderson (former Bear), Ricky Nattiel (former Bronco), John L. Williams (former Seahawk and Steeler), Errict Rhett (Buccaneers, Ravens) and Godfrey Myles (former Cowboy) at Florida, as well as former Bronco Rondell Jones (Ravens) at North Carolina.

Tuten, 45, has also coached with three current members of the Broncos coaching staff. He coached with Broncos head coach Mike Shanahan and wide receivers coach Mike Heimerdinger at Florida from 1980-83, and with his assistant Greg Saporta at both Florida and North Carolina over the last 19 years.

A 1979 Clemson University graduate, Tuten was a three-year letterman and starting nose guard for the Tigers. He was named to the All-America Strength team in 1978 and was part of the 1978 Atlantic Coast Conference champion Tiger squad. Tuten registered nine tackles and three sacks against Maryland that season to help clinch the conference title. He was named ACC Defensive Player of the Week for his efforts. He received his degree in therapeutic recreation from Clemson in 1978.

Tuten, born Dec. 30, 1953, attended Wakefield High School in Arlington, Va., where he participated in football, wrestling and track. He is a native of Columbia, S.C.

He and his wife, Donna, reside in Highlands Ranch, Colo., with their two sons, Will and Matt.



PLAYER PERSONNEL

JACK ELWAY

DIRECTOR OF PRO SCOUTING



Jack Elway is in his seventh year with the Broncos' scouting department and his fifth as Director of Pro Scouting. Elway began his association with the Broncos organization in 1993 as a pro scout, a position he held for two seasons before being promoted to his current post in the 1995 offseason.

Prior to coming to the Broncos, Elway was head coach of the Frankfurt Galaxy in the World League (1991-1992) and scouted for the New York Jets (1990). He has also enjoyed an outstanding career as a college head coach at Cal State Northridge (1976-78), San Jose State (1979-83) and Stanford (1984-88).

Elway was recognized for his outstanding tenure at San Jose State by being inducted into the school's Ring of Honor in 1998, joining, among others, Dick Vermeil, Bill Walsh and Steve DeBerg. He was also inducted into the Cal State Northridge

Athletic Hall of Fame in 1997.

Elway also was head coach at Port Angeles (Wash.) High School and Grays Harbor (Wash.) Community College (1961-66), and served in assistant roles at Montana (1967-71) and Washington State (1972-75). He posted a .650 winning percentage as a head coach and assistant coach on the high school, community college, Division I and Division II levels during his 34 seasons before moving into the pros. Always noted for creative, multi-dimensional offenses, Elway also has been chosen as head coach in the Blue-Gray Game and East-West Shrine Game.

Elway, 67, a native of Hoquiam, Wash., played quarterback at Washington State, where he earned both bachelor's and master's degrees.

Jack and his wife Jan have three children, Lee Ann, John Jr., and Jana. John Jr. was the No. 1 pick in the 1983 NFL draft and led the Broncos to five Super Bowl appearances — including back-to-back World Championship in 1997 and '98 — before retiring in May 1999.

TED SUNDQUIST

DIRECTOR OF COLLEGE SCOUTING



Ted Sundquist is in his eighth season with the Broncos organization and his fourth in the capacity of Director of College Scouting. He spent the 1995 season apprenticing under former college scouting director Jerry Frei before being promoted to his current post following the 1996 draft. Sundquist was a college scout in 1993-94.

His current duties include overseeing the Broncos' entire college scouting process, in particular, managing the scouting department's budget, division of territory and travel itinerary. Sundquist also evaluates the top collegiate players to supplement reports gathered by the club's area scouts, and assists General Manager Neal Dahlen with the negotiation of contracts for drafted players.

As testament to his prominence within the league's scouting profession, Sundquist was selected in 1997 to sit on the five-member Executive Committee of National Football Scouting, Inc., and is a member of the selection committee for the annual National Invitational Camp.

Sundquist spent his first three years with the Broncos in the Player Personnel department as a player personnel assistant, working closely with Jack Elway in opponent scouting, veteran player evaluation, development of computer scouting analysis systems and scouting the Western region.



Sundquist, 37, played collegiately at the Air Force Academy before graduating into the coaching ranks. He joined the Air Force coaching staff for the 1984 season, and returned for the 1988-91 seasons. Between those two stints, Sundquist served as an Air Force Intelligence Officer in Berlin, Germany from 1986-88.

Along with his coaching duties Sundquist was also the head coach for the USAFA Preparatory School (1990-91) and took an active part in scouting for the Falcons.

Sundquist has also had considerable athletic experience outside of football, having been a member of the U.S. National Bobsled Team from 1984-88, and competing in the Olympic Trials in that sport in '88.

A Houston, Texas, native, Sundquist earned his master's degree in public administration from the University of Colorado in 1992.

Ted was born May 1, 1962 in Houston, where he attended Spring Woods High School. He and his wife, Amy, make their home in Aurora, Colo.

JERRY FREI

COLLEGE SCOUTING CONSULTANT



Jerry Frei, in his 23rd year with the Denver Broncos — and his 48th as either a coach or scout in professional or college football — began a new role in 1996 as a college scouting consultant.

After spending the 1994 and '95 seasons as Director of College Scouting, Frei scaled back his duties as Ted Sundquist assumed the director's role. Frei is still involved in the Broncos' college scouting process, but, at his request, has assumed a lighter workload since Sundquist's appointment.

Frei's history with the Broncos includes time as both a scout and assistant coach. He coached for the Broncos from 1972-75, and again from 1981-82, before moving into the scouting department the following season. Frei has been an area scout and has performed a variety of administrative roles within the

scouting department for the Broncos organization.

Frei's initial tenure as the Broncos' offensive line coach from 1972-75 was his first in professional football, and was followed by a two-year stint in the same capacity with the Tampa Bay Buccaneers (1976-77) and a three-year stint with the Chicago Bears (1978-80), prior to his return to the Mile High City in 1981.

His professional coaching career was preceded by a long and successful assistant and head coaching career in the collegiate ranks at the University of Oregon. Frei joined the Ducks' coaching staff as an assistant in 1955 and served in that role through the 1966 season before succeeding Len Casanova as head coach in 1967. Oregon compiled a 22-29-2 record during his five years as head coach, including a 1970 record of 6-4-1 that was good enough for second place in the Pacific-8 Conference. His 1970 and '71 teams featured two future NFL stars: Dan Fouts at quarterback and Bobby Moore (now Ahmad Rashad) at running back.

Frei, 74, is a University of Wisconsin graduate, and was an offensive lineman on the standout Badger teams of 1942, '46 and '47. His collegiate career was interrupted by service in the U.S. Military in World War II, during which he flew 67 Pacific missions in a P-38 for the U.S. Army Air Corps.

His first collegiate coaching experience came from 1952-54 at Willamette University in Salem, Ore.

Jerry and his wife Marian have five children: sons David and Terry, and daughters Judy, Susan and Nancy.

DAVE BLANDO**DIRECTOR OF SALARY CAP AND FOOTBALL FINANCE ADMINISTRATION**

Dave Blando is in his third year with the Broncos organization as Director of Salary Cap and Football Finance Administration. He was hired in that newly-created role March 10, 1997.

Blando is responsible for managing the Broncos' salary cap and developing contract proposals and parameters for review with General Manager Neal Dahlen. He assists Dahlen in negotiations and has continued to increase the number of contracts the he individually negotiates. In addition, he uses his relational database skills to follow the existing market and make future salary cap projections. Blando also serves as liaison to the NFL Management Council and Player Personnel on rules, procedures and various submittals, and works with Head Coach Mike Shanahan on various administrative tasks.

Blando came to the Broncos from the Miami Dolphins, with whom he held the position of Salary Cap and Information Management consultant. He worked with the Dolphins for five months, implementing various methods for analyzing the salary cap and player information. Blando also assisted in the management of the salary cap and future projections.

Prior to his stint with the Dolphins, Blando spent three years with the National Football League's main office in New York City as Manager of Player Information and Research for the NFL Management Council. He played an integral role in such areas as Daily Salary Cap Reconciliation, Rookie Pool, Free Agent Analysis and Market Valuation. He is responsible for the introduction of widespread use of relational databases for salary cap analysis.

Before working for the NFL, Blando worked for the Boeing Company in Seattle, Wash., as a financial analyst. His main areas of specialization there included the responsibility for estimating revenue and expenditures.

Blando, 37, received his degree in business administration in 1984 from Northern State University in his hometown of Aberdeen, S.D. He is single and makes his home in Denver.

BOB BEERS
COLLEGE SCOUT

Bob Beers is in his fifth season with the Broncos' scouting staff, joining the organization in June 1995 after a very successful season on the coaching staff of the World League's Amsterdam Admirals. He is responsible for scouting the Western United States.

With Beers as offensive coordinator in 1995, the Admirals compiled a 9-1 regular season record and advanced to the World Bowl. Amsterdam's regular season record equaled that of the 1991 London Monarchs, tying the club for the best record in WLAF history.

Prior to his stint with the Admirals, Beers served two seasons as head coach at Western Montana where he guided the program to Frontier Conference titles and earned Coach of the Year honors both seasons. His 1994 team claimed the conference title and garnered the school's first ever berth in the NAIA national playoffs, advancing to the Final Four and finishing with an 8-3 record. The Bulldogs finished second in the nation in passing (3,535 yards) and total offense (5,000), and 10 Bulldogs earned All-America honors, including two first-teamers.

In 1993, the Western offense set 23 school records, led the nation in passing (3,069 yards) and finished second in total offense (4,206).

Beers began his coaching career as a graduate assistant at the University of Montana before moving on to Montana Tech where he served as defensive coordinator from 1972-74. He then spent 10 years in the prep ranks of Montana and Oregon before returning to Montana as offensive line coach under Don Read. He entered the professional ranks in 1990 as offensive coordinator for the Frankfurt Galaxy of the World League before returning to the collegiate ranks to begin his two-year stint as head coach at Western Montana.

A 1965 graduate of Sunset High School in Beaverton, Ore., Beers earned his bachelor's degree from the University of Montana where he was an All-America linebacker as a junior and senior. Bob and his wife Janelle have three children: son Bobby (26), who was an All-America wide receiver for Western Montana, and is now an assistant football coach at Montana State; daughter Carrie (25), a Western graduate who now teaches high school English; and daughter Joey (8). The family resides in Redmond, Ore.

SCOTT DiSTEFANO
COLLEGE SCOUT

Scott DiStefano is in his 17th year with the Broncos' personnel department, continuing to scout the Midwestern region.

He began his career with the Broncos scouting the Rocky Mountain and Southwest regions, before shifting his focus to the Midwest in 1990.

DiStefano, 42, was a quarterback at Colorado State from 1976-80. Following his playing career he joined the coaching staff at CSU as a graduate assistant, a role in which he served for two seasons (1980-81) before coming to the Broncos.

A native of Alliance, Ohio, DiStefano was an all-conference quarterback in 1975 at Alliance High School, the same school that produced Pro Football Hall of Fame quarterback Len Dawson. Among the honors bestowed upon him was the 1974 Massillon (Ohio) JayCee's conference sportsmanship award, a

prestigious honor from such a football-rich region of Ohio.

Scott makes his home in Chicago.

JIM GOODMAN
COLLEGE SCOUT

Jim Goodman is in his second year with the Broncos, scouting the South region.

He was hired in May 1998 after four successful seasons on the coaching staff at Rice University, where his duties also included coordinating the program's recruiting efforts. Goodman coached the receivers in 1997 after three seasons in charge of the tight ends and special teams, during an era in which the Owls were Southwest Conference co-champions in 1994 and produced three of the best special teams seasons.

Goodman was Associate Athletic Director in charge of football recruiting at Clemson from 1991-93, earning consideration among the nation's top-10 recruiting coordinators by the *Chicago Sun-Times*, was assistant AD in charge of recruiting and high school relations at Florida from 1989-90 and recruiting coordinator at Arkansas from 1986-88, where he also coached the receivers in '86.

Goodman began his coaching career at Vanguard High School in Ocala, Fla. (1974-75), then moved into the collegiate ranks with positions at North Alabama (1976-78), Marion (Ala.) Institute (1979-80) — where his teams ranked in the top 15 in the national junior college polls both seasons, and he also coached the baseball team — and the U.S. Air Force Academy (1981), where he coached the linebackers under Ken Hatfield. His first head coaching position came at Valdosta (Ga.) State from 1982-84, where he also served as associate AD, before accepting the full-time athletic director's position in 1985. As coach he started a program from scratch and fashioned a 15-16-1 record over three years with a squad that included Atlanta Falcons All-Pro linebacker Jesse Tuggle.

Goodman, 47, holds an associates degree from Chipola Junior College (1972), a bachelor of science in physical education from Florida (1974) and a master's in education administration from University of North Alabama (1977). A native of Blountstown, Fla., where he attended Blountstown High School, Jim and his wife, Jennie, have three children, Jeff (21), Nancy (18) and Tyler (14). The family resides in Bonifay, Fla.



CORNELL GREEN COLLEGE SCOUT



Cornell Green is in his 20th year scouting in the NFL and his 13th year doing so for the Broncos' organization.

Green is responsible for scouting the Southwest region, after having scouted the South, East and Midwest regions earlier in his career with the Broncos.

Prior to his involvement with the Broncos organization, Cornell scouted for the Dallas Cowboys during and after his illustrious playing career. Green began scouting for the Cowboys in 1970 while still an active player, and continued scouting through 1979, at which time he entered private business until coming to the Broncos in 1987.

Green, 59, was signed by the Cowboys as a free agent and went on to play for Dallas from 1962-75, at cornerback for 10 years before moving over to safety for his last four seasons.

Green earned Pro Bowl honors seven times, winning that honor at both cornerback and safety.

He did not play college football but was a two-time All-America basketball player (1959-60 and 1961-62) at Utah State, where he averaged 23 points per game at forward for the Aggies from 1959-62.

A native of Boley, Okla., Cornell and his wife, Betty, have two children, Randy and Ronney, and make their home in Dallas.

GREG MILLER COLLEGE SCOUT



Greg Miller is in his second year with the Broncos, serving as a scout at-large for National Football Scouting, of which Denver is a member.

Miller spent the previous four years as a regional scout for NFS, scouting prospective NFL talent from colleges and universities in nine upper-Midwest states. His duties included performing the first line of evaluation, rating and computer-generated reporting on hundreds of college players for 14 NFL clubs, as well as assisting in the planning and execution of the National Invitational Camp, or combine.

A 44-year old native of Mitchell, S.D., Miller was an all-state defensive tackle, team MVP and team captain at Mitchell Senior High School, where he also participated in baseball, basketball and track. He earned a football scholarship to Iowa State in 1973

and transferred to South Dakota State in 1974, where he was a three-year starter at offensive tackle and team captain, as well as a two-time honorable mention All-North Central Conference selection.

Prior to his stint with NFS, Miller worked 16 years for International Multifoods, ascending from District Sales Coordinator to Director of Operations for the entire West region by 1994.

Greg, his wife, Jane, and their children, Adrienne (18), Mike (16) and Nolan (13) make their home in Grand Island, Neb.



DAN RAMBO COLLEGE SCOUT



Dan Rambo is in the second year of his second stint with the Broncos, rejoining the club in May 1998 to scout the Northeast region. He scouted the same region for the Broncos in 1993.

Rambo came to the Broncos from the Saskatchewan Roughriders of the Canadian Football League where he served as Director of Player Personnel in 1997 after a three-year tenure as Director of Football Operations. He was also with the Roughriders from 1983-90, holding various positions, including director of scouting, Director of Player Personnel and Assistant General Manager.

Rambo accepted a position in Dallas, Texas, with the World League of American Football in 1990. During the offseason he was the Director of College Scouting, and during the season was Director of European Football operations, working out of

Barcelona, Spain.

Rambo, 47, returned to the CFL in 1992 as General Manager of the Ottawa Rough Riders, as the team posted nine wins to craft its best record in 10 years. During his first stint with Saskatchewan, he recruited most of the players that helped lead the Roughriders to the Grey Cup Championship in 1989. In his one season as a scout with Denver, the Broncos made a Wild Card playoff appearance.

Rambo is a graduate of Carroll College in Helena, Mont., where his mother, Viola, and sisters, Kathleen and Patty, still reside. He led the nation in rushing in 1974 with an average of 152.1 yards per game, and had eight tryouts in the CFL, WFL and the NFL, including one with the Broncos in 1977.

Dan and his wife, Kathy, have two children, daughter Teeghan and son Arthur. The family makes its home in Blackburn Hamlet, Ottawa, Ontario, Canada.

DALE STRAHM COLLEGE SCOUT



Dale Strahm is in his second season on the Denver Broncos' scouting staff, responsible for scouting the Southeast region.

A veteran of 29 collegiate football seasons in the coaching ranks, Strahm came to the Broncos from Temple University where he spent four years (1994-97) as defensive coordinator and linebackers coach. In Strahm's first season with the Owls, their defense went from last to first in the Big East Conference in turnover/takeaway margin, tying for 20th nationally with a plus .82 margin per game. They also made great strides in total defense after beginning his career ranked last in the conference. A motivational speaker for a variety of corporations, Strahm also taught leadership classes at Temple.

Strahm was head coach at Western Carolina from 1989-90, and has experience as a defensive coordinator at Duke (1990-93), Georgia (1981-88), Navy (1977-80) and Bowling Green (1971-76). He began his coaching career as a graduate assistant at Bowling Green in 1968. He has also spent six years coaching at the high school level. During Strahm's tenure at Georgia, the Bulldogs won SEC Championships in 1981 and 1982 and participated in eight straight bowl games. In all, he has coached in 11 major bowl games.

Strahm, 55, is a 1965 graduate of Ohio Northern University, where he played four years of football and ran four years of track, earning six varsity letters in the process. He earned his master's degree at Bowling Green in 1968.

A native of Toledo, Ohio, Strahm is a graduate of E.D. Libbey High School, where he was inducted into the school's Hall of Fame in 1997. He and his wife, Diane, have three sons, Brian, Bradley and Brett. The Strahm family resides in Charlotte, N.C.



Broncos Super Bowl XXXIII Victory Parade and Rally at Denver's Civic Center Park, February 1, 1999

VICE PRESIDENT OF BUSINESS OPERATIONS

JOE ELLIS



Joe Ellis is in his second season as Vice President of Business Operations for the Denver Broncos, having rejoined the club from the National Football League office, where he had been Vice President of Club Administration and Stadium Management.

Ellis had his first stint with the Broncos as Director of Marketing from 1983-85.

He left the Broncos following the 1985 season to obtain his master's degree from the J. L. Kellogg School of Management at Northwestern University. He graduated from Northwestern in 1988 and joined the NFL in 1990.

Ellis' major project is representing the Broncos in the creation of Denver's new football stadium. Ellis has an extremely active role in all aspects of the new stadium, and in this capacity works very closely with important members of the

political, business, and civic communities that comprise the cultural fabric of Denver.

He is responsible for business and financial management, marketing and sales functions, media relations, ticket operations, and facilities and administrative operations for the National Football League team.

Ellis came to his new position with comprehensive expertise in the areas of stadium operations, fiscal planning, personnel management, marketing, media and community relations.

Denver Broncos President Pat Bowlen has said, "We are very pleased to have Joe back. I have tracked his career since he left the Broncos for graduate school, and of course we have worked closely with him in his time at the NFL. He is highly regarded throughout the league, and we are very pleased that he is back with us. Joe has brought considerable expertise to the organization, particularly in the area of stadium development."

While with the NFL, Ellis was involved in several aspects of league operations, with a strong focus on new stadium development. Most recently, Ellis was especially involved in the league's oversight of the Cleveland Browns' reentry into the NFL this year. Specifically, Ellis played a critical role in the process of designing, constructing and marketing the new 70,000-seat football stadium in Cleveland.

Ellis represents the Broncos on numerous boards and civic organizations in the metropolitan area, and is a 1980 graduate of Colorado College.

Joe and his wife, Ann, have three young children, sons Si and Zander, and daughter Catherine.



VICE PRESIDENT OF ADMINISTRATION

JOHN BEAKE



John Beake moves into his new position as Vice President of Administration for the Denver Broncos in 1999, after having spent 14 years as the team's general manager. John's tenure as general manager was the longest in franchise history, and his new position is a reflection of current duties in the ever-broadening administrative world that reflects both the National Football League and NFL Europe.

John works closely with team owner Pat Bowlen on a wide range of National Football League administrative matters, and sits on the board of directors of NFL Europe, the most successful venture ever operated by an American sports league outside the United States.

Nineteen ninety-nine is John Beake's 31st year in professional football, his 22nd with the Broncos, and his 40th overall season working in the sport. His career as an administrator and coach is highlighted by great degrees of both versatility and success, with his clubs having posted 344 wins on the professional, collegiate and high school level, a total unmatched by any other current NFL administrator. He has had a key role with teams or schools that have reached postseason play in 19 of those campaigns.

The only upper-level administrator in the National Football League to be on a World Championship club in both coaching and the front office — John was on the Kansas City coaching staff for their victory in Super Bowl IV — his 14 years as the Broncos general manager included five Super Bowl appearances, six division titles, eight playoff appearances and a continuing string of sellouts at Mile High Stadium.

In addition to being on three Super Bowl championship teams, John Beake has the unique distinction of being the only individual in NFL history to be a member of world championship clubs 28 years apart (winning at Super Bowl IV with the Chiefs, and Super Bowls XXXII and XXXIII with the Broncos).

The Denver Broncos have earned international recognition as a model sports franchise that has developed a pattern of the highest success on and off the field, and John has played an integral role in the creation and continuance of this tradition.

John Beake's prominence in the Broncos' hierarchy is paralleled by continuing respect within the NFL. Active in the NFL's international development, his involvement is one of the keys to the Broncos being among just two teams (along with San Francisco) to have been selected for American Bowl games in London, Tokyo (twice), Berlin, Barcelona and Mexico City. The Broncos' game this year in Sydney, Australia, is Denver's seventh American Bowl game, with the 49ers being the only other team to have played that many. In addition, he played an integral role in Denver being the only American Football Conference club to win three conference crowns and thus make three Super Bowl appearances (XXI, XXII, and XXIV) in the 1980s.

In 1991 John was named to the Board of Directors of the World League of American Football, now NFL Europe. Now in his ninth year working with the board, he spends a considerable portion of time lending administrative guidance to the NFL Europe offices in New York. John was instrumental in determining the methodology by which NFL players are provided to the European league, beginning with the 1992 campaign.

In the 1993-94 seasons the World League was put on hold and John Beake played a major role in helping to restructure the league to the format in which it exists today: six teams playing American Football in Europe. The commitment to take our game of football globally was maintained, and the resulting format provides solid structure, organization and the chance to give the NFL a grass-roots presence in Europe.

The NFL has had ever-increasing support of its European league, as 30 NFL players participated in the WL in 1995, with that number increasing to 69 for the 1996 campaign and almost doubling to 110 — representing all 30 teams — for the 1997 season. For the 1998

campaign NFL clubs allocated 97 players, all of whom came from either the 53-man rosters or the practice squads. In 1999, 153 NFL players were allocated, representing 29 of the 31 clubs, a contribution which has led to this group being called the best assembly of players ever in NFL Europe. By steadily increasing the number of NFL players as reflected by the above totals, the skill level of the European league has jumped dramatically and the commitment of all 31 NFL teams is strongly demonstrated — NFL Europe is the only sports league outside America with the financial support of a United States league — a tribute to the vision and dedication which John Beake has contributed.

Along with his continuing commitment to NFL Europe, John serves as chairman of the NFL International Working Group, which is primarily comprised of other NFL general managers and player personnel directors. He is also a member of the NFL College Relations Committee.

A member of six Super Bowl teams during his pro football career, he represents the Broncos and the Mile High City in the most successful and positive manner. John embodies the philosophy that one should combine performance with community involvement. He personally directs the Broncos' contractual relationships with local radio and television entities, and is in charge of all Bronco-related operations at Mile High Stadium.

John has perhaps the broadest range of experience of any NFL administrator, the only one in the league who has coached championship teams on the pro, college and high school levels, as well as having served in a wide variety of administrative roles.

He has been a vital cog in a Denver club that has dominated the American Football Conference Western Division, winning more division titles (seven) than any other AFC West team.

One of his most visible Bronco accomplishments has been to provide a key leadership role in the construction of and move into the team's training facility, the Paul D. Bowlen Memorial Broncos Centre, a 60,000-square foot state-of-the-art complex in Arapahoe County. This project, several years in the planning stages, was the fulfillment of one of John's key goals as the Broncos' general manager.

A prime area of interest for John is working closely with city and state representatives on a variety of community concerns. For the past 10 years, John has served as the chairman of the Red Ribbon Campaign, a strong educational anti-drug, chemical and substance abuse association that works in conjunction with the Colorado Federation of Parents.

An avid skier, he is on the Board of Directors of the National Sports Center for the Disabled at Winter Park, Colo., Ski Resort. The NSCD is heavily supported by the Denver Broncos Charities Fund. John is an annual participant in the Winter Park Pro-Am race to benefit the disabled skiers program. He is also involved with the Cancer League of Colorado, the Western Fantasy (Volunteers of America), is a member of the St. Joseph's Foundation Board, and also sits on the board of 9 Who Cares.

As part of the continuing plan to broaden the team's community role and strengthen a family spirit within the club, John is very supportive of the Performing Arts Center.

John served as assistant General Manager in 1984 and was the Broncos' Director of Football Operations the previous year, so his position is the culmination of a steady rise within the organization.

He joined the Broncos in 1979 as the Director of Pro Personnel and became Director of Player Personnel in 1981, having concentrated on the coaching aspects of the game prior to coming to Denver.

As assistant coach for the Kansas City Chiefs from 1968 through 1974, John was the offensive backfield coach for the Chiefs when they defeated the Minnesota Vikings to win Super Bowl IV in New Orleans. He also coached the running backs at New Orleans in 1976-77. On the college level, he coached at Penn State in 1961-62 and was the offensive coordinator at Colorado State University in 1975.

Upon receiving his master's degree from Penn State in 1962, John coached for six years at the high school level, where his teams lost just four games and won two championships at Nyack High School. He has a bachelor's degree from The College of New Jersey, in addition to his graduate degree from Penn State. On May 14 of this year, he was the commencement speaker at the College of New Jersey.

John was inducted into the College of New Jersey Hall of Fame in 1981, and in 1998 was inducted into the Long Branch High School Hall of Fame, in Long Branch, N.J.

John and his wife, Marcia, have three children, Jerilyn, Chip, and Chris.

OFFICE OF THE PRESIDENT



Yolanda Saltus
Senior Executive to
President and CEO

BOWLEN SPORTS, INC.

Bowlen Sports, Inc., is the corporate general partner of the Denver Broncos Football Club. BSI maintains responsibilities in the areas of finance and corporate family matters.

Mr. Pat Bowlen is the President and CEO of BSI, as well as the Denver Broncos Football Club.



Jim Schafer
Assistant to the President



Veronica Ibarra
Executive Assistant

ADMINISTRATIVE STAFF



Kristi Nichols
Executive Assistant to
VP of Administration



Lisa Williams
Executive Assistant to
VP of Business Operations

FOOTBALL ADMINISTRATIVE STAFF



Cindi Lowe
Secretary to Head Coach



Dixie Greer
Assistant Coaches
Secretary / Video
Department



Chris Trulove
Pro Personnel Assistant



Mike Bluem
College Scouting Assistant



Jill Fishman
Player Personnel Assistant



Pam Hynes
Player Personnel Assistant

ATHLETIC TRAINING



Steve Antonopoulos
Head Athletic Trainer



Jim Keller
Assistant Trainer



Corey Oshikoya
Assistant Trainer

EQUIPMENT



Doug West
Equipment Manager



Ronnie Bill
Assistant Equipment Manager



Chris Valenti
Assistant Equipment Manager

VIDEO



Kent Erickson
Director of Video Operations



Gary McCune
Assistant Video Director



Kirt Horiuchi
Video Assistant

Boxer

FINANCE



Allen Fears
Chief Financial Officer



Jo Bidwell
Controller



Patt Fox
Accounting Manager



Beverly J. Havens
Accounts Payable



Sheila Thomas
Human Resource Manager



Sherry Zoltay
Insurance Administrator / Executive Assistant to Chief Financial Officer

MEDIA RELATIONS



Jim Saccomano
Senior Director of Media Relations



Paul Kirk
Media Relations Coordinator



Richard Stewart
Media Relations/
Community Affairs Coordinator



Rebecca Villanueva
Administrative Assistant

MARKETING



Greg Carney
Senior Director of Marketing



Michael Young
Director of Corporate Relations



Pamela Krotchko
Manager, Denver
Broncos Charities Fund

ADD - - 4



Steve Harbula
Marketing Services Manager



Brady Kellogg
Client Services Coordinator



Niambi Nicholes
Marketing Assistant



Becca Maynard
Events Coordinator



Teresa Schroeder
Director of Cheerleaders




Shelly True
Assistant Director,
Cheerleaders



Shawna Arnold
Director, Jr. Cheerleaders

MOVE?

COMMUNITY RELATIONS



Billy Thompson
Director of Player Relations/
Alumni Coordinator



Fred Fleming
Director of Special
Services



Steve Sewell
Community Relations
Youth Coordinator



Lee Carpenter
Community Relations
Assistant

MOVE

INFORMATION SYSTEMS



Rick Schoenhals
Manager of
Information Systems



Gary Kalika
Network Manager



Dave Daubers
Operator/Programmer
for Information Systems

OPERATIONS



Bill Harpole
Senior Director of Operations



Chip Conway
Operations Assistant



Meredith Zier
Operations Assistant



Dave Bratten
Facilities Assistant



Ross Kurcab
Turf Manager



Wes Conway
Assistant Turf Manager



Troy Smith
Assistant Turf Manager



Maeve M. Drake
Receptionist



Sue Kissel
Manager/Broncos Store

STADIUM OPERATIONS



Gail Stuckey
Director of Stadium Operations



John Karpan
Operations Assistant

TICKET OPERATIONS



Rick Nichols
Senior Director of Ticket
Operations/Business Development



Kirk Dyer
~~Assistant~~ Ticket Manager



Patti Barban
Senior Ticket Assistant



Carol Gibbons
Ticket Assistant



Rick Peart
Ticket Assistant



Derek Thomas
Ticket Assistant



Sue Vaughn
~~Gift Shop~~ Assistant



DAVID MOORE
Ticket Assistant

STEVE WHEELER
Ticket Assistant

CLARK WRAY
Ticket Assistant

DENVER'S WINNING TRADITION

Denver Broncos football enters its 40th season in 1999, fresh off the two most successful seasons in franchise history, in which the team won back-to-back Super Bowls with wins over Green Bay and Atlanta in Super Bowl XXXII and Super Bowl XXXIII, respectively. The 1999 Broncos will defend those titles by playing before sellout crowds at Mile High Stadium for the 30th consecutive campaign. The team has sold out 219 consecutive regular season non-strike games, and 232 straight including playoff games. Broncos fans have watched their team amass one of the NFL's finest records since the club's first winning season in 1973, enduring just four losing seasons — second-fewest in the NFL — as shown in the list below.

This season also marks Pat Bowlen's 16th as President and Chief Executive Officer of the Broncos. During that time, Denver has enjoyed a virtually unmatched level of success in the context of the entire NFL and within the American Football Conference Western Division.

NUMBER OF LOSING SEASONS, 1973-98

Miami	2	Buffalo	11	Detroit	16
Denver	4	Seattle	11	Indianapolis/Baltimore	17
Minnesota	5	Green Bay	12	New Orleans	17
Pittsburgh	5	Kansas City	12	Arizona/Phoenix/St. Louis	17
Dallas	6	St. Louis/L.A. Rams	12	Atlanta	18
Oakland/L.A. Raiders	6	Chicago	13	Tampa Bay	18
Washington	6	Philadelphia	13	Carolina	3
San Francisco	8	San Diego	13	Jacksonville*	1
New England	9	Baltimore/Cleveland	14		
Cincinnati	10	New York Jets	14		
Tennessee/Houston	10	New York Giants	15		

*began play in 1995

PAT BOWLEN ERA (1984-98)

NUMBER OF WINNING SEASONS

San Francisco	15
Denver	10
Kansas City	10
Pittsburgh	10
Washington	10
Miami	10
Minnesota	10
Buffalo	9
Chicago	9
Dallas	9
New England	9
New York Giants	9

DIVISION TITLES

San Francisco	11
Denver	7
Dallas	7
Buffalo	6
Chicago	6

PLAYOFF APPEARANCES

San Francisco	14
Denver	9
Buffalo	9
Minnesota	9
Chicago	8
Dallas	8
Kansas City	8
Pittsburgh	8

PLAYOFF GAMES

San Francisco	27
Denver	21
Buffalo	19
Dallas	17
Chicago	14
Green Bay	14
Washington	14

CONFERENCE CHAMPIONSHIP GAMES

San Francisco	8
Denver	6
Dallas	5
Buffalo	4
Pittsburgh	4
Cleveland	3
Miami	3
Washington	3

SUPER BOWL APPEARANCES

Denver	5
Buffalo	4
San Francisco	4
Dallas	3
Green Bay	3
New England	2
New York Giants	2
Washington	2

AFC WEST TEAM COMPARISONS

WINNING SEASONS

Denver	10
Kansas City	10
Oakland/L.A. Raiders	6
Seattle	5
San Diego	3

DIVISION TITLES

Denver	7
Kansas City	3
Oakland/L.A. Raiders	2
San Diego	2
Seattle	1

PLAYOFF APPEARANCES

Denver	9
Kansas City	8
Oakland/L.A. Raiders	5
San Diego	3
Seattle	3

AFC CHAMPIONSHIP APPEARANCES

Denver	6
Oakland/L.A. Raiders	1
San Diego	1
Kansas City	1
Seattle	0

SUPER BOWL APPEARANCES

Denver	5
San Diego	1
Kansas City	0
Oakland/L.A. Raiders	0
Seattle	0



More than 650,000 people descended on downtown Denver January 27, 1998 to salute the World Champion Broncos two days after their defeat of Green Bay in Super Bowl XXXII in San Diego. A parade through the streets of the city culminated in a rally at Civic Center Park, where Colorado Governor Roy Romer and Denver Mayor Wellington Webb officially welcomed the Super Bowl champions home. A similar gathering was held a year later, February 1, 1999, when the Broncos returned home from Miami after defeating Atlanta in Super Bowl XXXIII. Governor-elect Bill Owens and Mayor Webb joined the festivities to salute the back-to-back World Champs.

DENVER LEADS THE AFC IN SUPER BOWL APPEARANCES — The Broncos made their sixth Super Bowl appearance against Atlanta last January, the most by any current American Football Conference franchise, and second-most in the NFL, behind Dallas (8). By winning the last two Super Bowls the Denver Broncos became one of just six franchises to "repeat," marking the seventh time the feat has been accomplished.

MOST SUPER BOWL APPEARANCES

TEAM	APPEARANCES	GAMES (WINS ASTERISKED)	RECORD
1. Dallas Cowboys	8	V. VI*, X, XII*, XIII, XXVII*, XXVIII*, XXX*	5-3
2. Denver Broncos	6	XII, XXI, XXII, XXIV, XXXII*, XXXIII*	2-4
3. Miami Dolphins	5	VI*, VII*, VIII, XVII, XIX	2-3
Pittsburgh	5	IX*, X*, XIII*, XIV*, XXX	4-1
San Francisco	5	XVI*, XIX*, XXIII*, XXIV*, XXIX*	5-0

COMING BACK STRONGER — Since the Super Bowl was first played after the 1966 season, only three teams have won the game and gone on to post a better record the following season, including the 1997-98 Broncos teams. All three teams not only improved their record, but repeated as Super Bowl champions.

SUPER BOWL CHAMPIONS TO POST BETTER RECORDS THE FOLLOWING SEASON

TEAM	YEAR	RECORD	NEXT YEAR'S REC	POSTSEASON FINISH
Denver Broncos	1997	12-4	14-2	Won Super Bowl XXXIII
San Francisco 49ers	1988	10-6	14-2	Won Super Bowl XXIV
Pittsburgh Steelers	1974	10-3-1	12-2	Won Super Bowl X

BRONCOS THE MOST VICTORIOUS FOR ANY TWO- AND THREE-YEAR PERIOD — Denver's 34-19 victory over Atlanta in Super Bowl XXXIII secured two NFL records for the franchise: most wins in a two-year period, and most wins in a three-year period:

NFL RECORD FOR MOST WINS IN A TWO-YEAR SPAN*

1. Denver Broncos, 33 wins (1997-98)
2. Miami Dolphins, 32 wins (1972-73)
- San Francisco 49ers, 32 wins (1989-90)
4. Dallas Cowboys, 31 wins (1992-93)
- Green Bay Packers, 31 wins (1996-97)

NFL RECORD FOR MOST WINS IN A THREE-YEAR SPAN*

1. Denver Broncos, 46 wins (1996-98)
2. San Francisco 49ers, 45 wins (1988-90)
3. Miami Dolphins, 44 wins (1971-73)
- Dallas Cowboys, 44 wins (1992-94)

(* includes postseason)

TOP FIVE POSTSEASON HOME RECORDS, ALL-TIME

(minimum five games)

TEAM	W	L	PCT.	LONGEST STREAK	CURRENT
1. Green Bay	12	0	1.000	W12	W12
2. Washington	12	2	.857	W6	W4
3. Denver	11	2	.846	W6	W3
4. Detroit	5	1	.833	W5	L1
Cincinnati	5	1	.833	W3	W3

TOP FIVE HOME RECORDS, 1974-98

TEAM	REGULAR SEASON	POSTSEASON	TOTAL	PCT.
1. Denver	147-45-1 (.764)	11-2 (.846)	158-47-1	.769
2. Pittsburgh	140-51-0 (.733)	12-5 (.706)	152-56-0	.731
3. Miami	137-52-1 (.724)	10-5 (.667)	147-57-1	.720
4. Dallas	130-59-0 (.688)	14-4 (.778)	144-63-0	.696
5. Washington	123-65-1 (.653)	9-1 (.900)	132-66-1	.686

CHARTING THE BRONCOS' NINE DIVISION TITLES

YEAR	RECORD	AFC PLAYOFF RECORD	LEVEL REACHED
1977*	12-2	2-0	Super Bowl XII
1978	10-6	0-1	AFC Divisional Playoff
1984	13-3	0-1	AFC Divisional Playoff
1986	11-5	2-0	Super Bowl XXI
1987*	10-4-1	2-0	Super Bowl XXII
1989*	11-5	2-0	Super Bowl XXIV
1991	12-4	1-1	AFC Championship
1996*	13-3	0-1	AFC Divisional Playoff
1998*	14-2	2-0	World Champions

*denotes seasons in which Broncos secured home-field advantage throughout AFC Playoffs.

THE BRONCOS' STREAKS — The Broncos' undefeated home finish in 1998 was the club's third in a row, making them only the fourth franchise in NFL history to complete three straight regular seasons at home without losing a game, and only the third to win every home game for three straight years. Furthermore, they are the only team to accomplish this feat since the 16-game schedule was implemented in 1978. That adds up to a 24-game win streak at Mile High Stadium for the Broncos, the third-longest home winning streak in NFL history. Denver enters the 1999 season needing to win four straight to eclipse Miami's record of 27 straight (1971-74). Overall, the 1998 Broncos began the season by reeling off 13 straight wins, the second-best start in NFL history, contributing to an NFL-record-tying 18-game winning streak (regular and postseason combined).

MOST CONSECUTIVE UNDEFEATED HOME SLATES IN NFL HISTORY

TEAM	NO.	YEARS	RECORDS	ACCOMPLISHMENTS
1. Green Bay	4	1929-32	5-0, 6-0, 8-0, 5-0-1	Won NFL title from 1929-31
2. Denver	3	1996-98	8-0, 8-0, 8-0	Won Super Bowls XXXII and XXXIII
Miami	3	1972-74	7-0, 7-0, 7-0	Won Super Bowls VII and VIII
Chicago Bears	3	1942-44	6-0, 5-0, 4-0-1	Won 1941 NFL Championship

TOP FIVE REGULAR SEASON HOME WIN STREAKS IN NFL HISTORY

TEAM	YEARS	WINS	ACCOMPLISHMENTS
1. Miami	1971-74	27	Played in three straight Super Bowls, winning two (VII and VIII)
2. Green Bay	1995-98	25	Played in back-to-back Super Bowls, winning one (XXXI)
3. Denver	1996-current	24	Won two Super Bowls (XXXII and XXXIII)
4. Green Bay	1929-32	20	Won three straight NFL titles (1929-31)
5. Dallas	1979-81	18	Played in NFC Championship Game after 1979, '80 and '81 seasons
Oakland	1968-70	18	Played in AFL Title Game after 1967 and '68 seasons

LONGEST WIN STREAKS IN NFL HISTORY (REGULAR AND POSTSEASON COMBINED)

TEAM	WINS	DATE BEGAN-ENDED	ACCOMPLISHMENTS
1. Denver	18	12/21/97-12/13/98	Won Super Bowls XXXII and XXXIII
San Francisco	18	11/27/89-11/18/90	Won Super Bowl XXIV
Miami	18	9/17/72-9/23/73	Won Super Bowl VII
Chicago Bears	18	11/26/33-12/9/34	Won 1933 NFL Championship
Chicago Bears	18	11/9/41-12/13/42	Won 1941 NFL Championship

LONGEST REGULAR SEASON WIN STREAKS IN NFL SINCE 1990

TEAM	NO.	YEARS	DATES	RECORD	RESULTS
1. San Francisco	15	1989-90	11/27/89-11/18/90	14-2	Won Super Bowl XXIV, 2 Div. titles
2. Denver	14	1997-98	12/21/97-12/13/98	14-2	Won Super Bowl XXXIII
3. N.Y. Giants	13	1989-90	12/10/89-11/18/90	13-3	Won Super Bowl XXV
4. Washington	12	1990-91	12/30/90-11/17/91	14-2	Won Super Bowl XXVI
5. Houston	11	1993	10/17/93-1/2/94	12-4	AFC Divisional Playoffs

TEAMS TO START 13-0 OR BETTER IN NFL HISTORY

TEAM	YEAR	RECORD	REG. SEASON FINISH	POSTSEASON
Miami	1972	14-0	14-0	Won Super Bowl VII
Denver	1998	13-0	14-2	Won Super Bowl XXXIII
Chicago Bears	1934	13-0	13-0	Lost NFL Championship Game

BRONCOS' 1997-98 STREAK LONGEST IN FRANCHISE HISTORY — The Broncos' 14-game regular season win streak — compiled over the final game of the 1997 season and the first 13 games of the '98 season — is the longest in franchise history. Head Coach Mike Shanahan has been a member of the Broncos' coaching staff in one capacity or another for five of the top seven win streaks in franchise history:

LONGEST REGULAR SEASON WIN STREAKS IN FRANCHISE HISTORY

GAMES	YEAR(S)	DATES	END RESULT	SHANAHAN'S POSITION
1. 14	1997-98	12/21/97-12/6/98	Won Super Bowl XXXIII	Head Coach
2. 10	1984	9/16/84-11/18/84	AFC Divisional Playoffs	Receivers Coach
3. 9	1996	9/29/96-12/1/96	AFC Divisional Playoffs	Head Coach
4. 8	1985-86	12/14/85-10/12/86	Super Bowl XXI	Offensive Coordinator
8	1976-77	12/5/76-10/23/77	Super Bowl XII	

WHAT TO LOOK FOR FROM THE BRONCOS IN 1999

- The Broncos seek to become the first team in NFL history to claim three consecutive Super Bowl Championships. They would be the third team in NFL history to win three straight NFL Championships, but the first since the AFL-NFL merger in 1970 to accomplish this feat. The Green Bay Packers won three straight titles from 1929-31 and from 1965-67.
- The Broncos seek their fourth consecutive regular season with 12 or more wins, a feat that has only been accomplished once in the 79-year history of the NFL (Dallas, 1992-95). Denver is currently one of only four teams in league annals to have three straight 12-win regular seasons (Raiders, 1967-69, Cowboys, 1993-95 and 49ers, 1996-98).
- The Broncos seek to compile a fourth consecutive double-digit win total in the regular season for only the second time in franchise history. The other streak was from 1984-87, when they won 13, 11, 11 and 10 games, respectively.
- The Broncos seek to further improve their NFL-best home record of 158-47-1 (147-45-1 in regular season) since 1974. Both the regular season and overall win totals are the most over that period.
- If Denver wins its first four regular season home games in 1999, the Broncos will move into first place on the NFL's all-time list for consecutive regular season home victories, with 28. The NFL record is 27, held by Miami (1971-74). Denver has won 24 straight regular season home games, a team record. Wins in their first two home games will move them past Green Bay (1995-98) into second place.
- The Broncos need five regular season wins to reach the 300-regular season win plateau for the organization. Denver has won 295 regular season games and 16 postseason games in the franchise's 39-year history. Denver would become the 17th team to win 300 games and only the sixth current AFC team to do so. Of the five AFC teams to do so, only Kansas City, Miami and Oakland were original AFL franchises. The other two (Cleveland and Pittsburgh) began play in the NFL before joining the AFC after the AFL-NFL merger in 1970.

TYRONE BRAXTON

- Needs seven interceptions to pass Billy Thompson (40) for third place, 10 to pass Goose Gonsoulin (43) for second place, and 11 to pass Steve Foley (44) for first place on Denver's all-time INT list. Braxton has 36 career interceptions, but only 34 as a Bronco. Two came while he was in Miami in 1994.
- Needs three interception-return yards to pass Steve Foley (622) for third place and 24 to pass Mike Harden (643) for second place on Denver's all-time list. Braxton is currently at 620.

TERRELL DAVIS

- Can become the fourth player in NFL history (Barry Sanders, Eric Dickerson and Tony Dorsett) to rush for 1,000 yards in each of his first five NFL seasons.
- Needs 1,291 total yards from scrimmage to pass Floyd Little (8,741) for first place all-time in total yards from scrimmage by a Bronco. He also needs 2,631 yards to pass Rick Upchurch (10,081) for second place all-time in combined yardage (rushing/receiving/returns) by a Bronco.
- Needs 25 yards of total offense to pass Steve Ramsey (6,537) for fifth place, 843 yards to pass Charley Johnson (7,255) for fourth place and 1,239 yards to pass Frank Tripucka (7,651) for third place on Denver's all-time total offense (passing and rushing yards) list.
- Needs 151 rushing attempts to pass Sammy Winder (1,493) for second place and 299 attempts to pass Floyd Little for first place all-time in rushing attempts by a Bronco.
- Needs to be involved in two plays to pass Sammy Winder (1,496) for fourth place, 156 to pass Floyd Little (1,650) for second place and 199 to pass Craig Morton (1,693) for second place all-time in total offensive plays for a Bronco.

JASON ELAM

- Needs to connect on his first 16 point-after attempts in 1999 to move past Eddie Murray (250) for second place all-time for consecutive points after touchdown in NFL history. If he connects on his first 42 point-after attempts, he'll pass Norm Johnson for first place all-time, provided Johnson does not add to his current NFL record streak of 276. Elam's streak is currently at 235, a franchise record.
- Needs 13 points to pass Jim Turner (742) for first place on the Broncos' all-time scoring list. Elam is currently at 730 points.
- Needs 45 point-after attempts to pass Jim Turner (304) for first place on Denver's all-time list. He is currently at 260 attempts.
- Needs 25 point-after conversions to pass Jim Turner (283) for first place on Denver's all-time list. Elam is currently at 259.
- Needs 33 field goal attempts to pass Jim Turner (233) for first place on Denver's all-time list. He is currently at 201.
- Needs to score in his first five games of the 1999 season to reach 100 consecutive games with at least one point. He already holds the franchise record at 96 games.

SHANNON SHARPE

- Needs 13 catches to pass Kellen Winslow (541) for second place all-time in receptions by a tight end.
- Needs 15 receptions to pass Lionel Taylor (543) for first place on Denver's all-time receiving list. Sharpe is currently at 529 receptions.
- Needs 114 receiving yards to pass Lionel Taylor (6,872) for first place all-time in receiving yards by a Bronco. Sharpe is currently at 6,759 yards.
- Needs 241 receiving yards to reach 7,000 for his career, becoming only the third Bronco to accomplish this feat.
- Needs two receiving touchdowns to pass Kellen Winslow (45) for first place all-time in receiving touchdowns by a tight end.
- Needs one receiving touchdown to move into first place all-time in receiving touchdowns by a Bronco. He would break a tie for first with Haven Moses (44) and Lionel Taylor (44).
- Needs one touchdown of any kind to pass Riley Odoms (44) and Lionel Taylor (44) for fifth and sixth place; two to pass Haven Moses (45) for fourth place, five to pass Sammy Winder (48) for third place and 11 to pass Floyd Little (54) for second place on Denver's all-time touchdown list. Sharpe is currently at 44. He would trail only Terrell Davis (61).
- Needs to catch a pass in each of the first seven games in which he plays in 1999 to move into first place all-time on the Broncos' list for consecutive games with at least one reception. He would pass Lionel Taylor (62). Sharpe's streak is currently at 56 games.
- Needs 57 yards to pass Lionel Taylor (6,824) for third place in total yards from scrimmage and fifth place in combined yardage. Sharpe currently sits at 6,768 yards. He would also need 562 combined yards to pass Vance Johnson (7,329) for fourth place.

NEIL SMITH

- Needs two sacks to become the 17th player in NFL history to record 100 regular season sacks for a career. He has 98 in the regular season and 9.5 in the postseason.

ALFRED WILLIAMS

- Needs six multi-sack games to move into fifth place on the Broncos' all-time list for multi-sack games. He would pass (in order from 9th to 5th) Tom Jackson (8), Dave Costa (9), Rich Jackson (10), Karl Mecklenberg (11) and Rulon Jones (11). Williams currently has six multi-sack games as a Bronco.

VETERAN PLAYER PROFILES

Terrell Davis
 1998 NFL Most Valuable Player
 Three-Time Pro Bowl Selection

**CHRIS BANKS** **GUARD****6-1 • 300 • 2ND YR. • KANSAS**

BORN: April 4, 1973 in Lexington, Mo.
HIGH SCHOOL: Lexington High School, Lexington, Mo.
RESIDES: Lone Tree, Colo.
ACQUIRED: Free Agent, 1997
PRO YEAR: 2nd • **YEAR WITH BRONCOS:** 2nd
NFL GAMES PLAYED/STARTED: 4/0

79

Chris Banks made the jump to the Broncos' active roster in 1998, and looks to build on that progress in 1999. A former seventh-round draft pick of the club in 1996 (226th overall), Banks spent the 1997 season on the Broncos' practice squad before seeing his first NFL action in 1998. He has appeared in four games, primarily on special teams.

1998: Banks saw action in four games in his first NFL season (vs. New England, 9/7; at Washington, 9/27; vs. Philadelphia, 10/4 and at Seattle, 10/11), primarily on special teams. He saw his first professional action on offense vs. Philadelphia (10/4) when he replaced Mark Schlereth in the fourth quarter of a 41-16 win. He was active but did not play vs. Dallas (9/13) and at Oakland (9/20), and was inactive (Fri.) for the final 10 games, as well as all three postseason games. In the preseason Banks played in all four games and started vs. New Orleans (8/14) in place of Schlereth, who had undergone surgery to remove bone chips from his elbow. Banks signed a free agent contract with the Broncos Jan. 30, 1998, after his practice squad contract had expired at the conclusion of the '97 season.

1997: Banks was a member of the Broncos' practice squad for the entire season. He had spent the spring of 1997 with the Barcelona Dragons of the former World League (now NFL Europe), and went through training camp with the Broncos before being waived Aug. 24. He was re-signed to the practice squad Aug. 25. **1996:** Banks was released at the end training camp by the Broncos, first being placed on injured reserve with a knee injury, and then being waived outright. He was drafted in the seventh round (226th overall).

COLLEGE: Banks played in 33 games (16 starts) at Kansas, where he earned first-team All-Big Eight and third-team All-America honors as a senior. A National Honor Society member, Banks was a sports management major at Kansas.

PERSONAL: Banks is a graduate of Lexington High School in Lexington, Mo., where he was all-state and all-conference on the offensive and defensive lines. He was born April 4, 1973 in Lexington, Mo. Banks resides in Lone Tree, Colo.

BANKS' REGULAR SEASON RECORD

Year	Club	G	S
1997	Denver		
1998	Denver	4	0

PRACTICE SQUAD

**TONY BERTI** **TACKLE****6-6 • 300 • 5TH YR. • COLORADO**

BORN: June 21, 1972 in Rock Springs, Wyo.
HIGH SCHOOL: Skyview High School, Thornton, Colo.
RESIDES: Henderson, Nev.
ACQUIRED: Unrestricted Free Agent (Seattle), 1999
PRO YEAR: 5th • **YEAR WITH BRONCOS:** 1st
NFL GAMES PLAYED/STARTED: 33/30

75

Tony Berti comes to the Broncos as an unrestricted free agent from division-rival Seattle, and is expected to battle for the vacant right tackle position. His signing marks a homecoming for Berti, a native of Thornton, Colo., who played his collegiate ball at the University of Colorado. Berti played 3-1/2 seasons with the Chargers, playing in 33 games and starting 30, mostly at tackle.

1998: Berti was placed on injured reserve by San Diego before the start of the 1998 season (Aug. 25) because of a knee injury, and released by the Chargers Nov. 25. He was signed by Seattle as a free agent Nov. 27, 1998, and was inactive for each of the Seahawks' final five games.

1997: Berti started all 16 games at right tackle for the Chargers, one of just five offensive players to do so. He had opened training camp that year at left tackle, but was switched back before the start of the regular season. **1996:** Berti started 14 of 16 regular season contests, making his first NFL start on opening day vs. Seattle. He did not start the next two games before taking over the starting duties at right tackle for the rest of the season. **1995:** Berti played in only one game for the Chargers, on Dec. 9 vs. Arizona. He was originally chosen by San Diego in the sixth round of the 1995 draft (200th overall).

COLLEGE: Berti was an All-America selection at Colorado as a senior in 1994, helping guide Rashaan Salaam to a 2,055-yard rushing season and the Heisman Trophy. He started at left tackle as a junior and senior, earning All-Big Eight honors as a junior from *Football News*. Berti played in six games at center as a sophomore, after not playing as a freshman defensive tackle.

PERSONAL: A native of Thornton, Colo., Berti was a *SuperPrep* All-American as an offensive lineman at Skyview High School. He also earned second-team all-state honors as a defensive lineman. Berti lettered in track, throwing the discus and the shot put, and was a three-time member of the National Honor Society. Charles Anton Berti, Jr., was born June 21, 1972 in Rock Springs, Wyo. He and his wife, Nikki, live in Henderson, Nev.

BERTI'S REGULAR SEASON RECORD

Year	Club	G	S
1995	San Diego	1	0
1996	San Diego	16	14
1997	San Diego	16	16
1998	San Diego (11)	INJ. RESERVE	
	Seattle (5)	0	0
CAREER TOTAL		33	30

**TYRONE BRAXTON** **SAFETY****5-11 • 190 • 13TH YR. • NORTH DAKOTA STATE**

BORN: December 17, 1964 in Madison, Wisc.
HIGH SCHOOL: James Madison High School, Madison, Wisc.
RESIDES: Denver, Colo.
ACQUIRED: Draft #12 (334th overall), 1987
PRO YEAR: 13th • **YEAR WITH BRONCOS:** 12th
NFL GAMES PLAYED/STARTED: 165/117 • **POSTSEASON:** 17/13

34

Perhaps no Broncos player other than John Elway has symbolized the perseverance — nor enjoyed the rewards — that go with Denver's back-to-back Super Bowl wins more than Tyrone Braxton. The 12-year veteran, and former 12th-round draft choice, has played a vital role on the Broncos' two World Championship clubs, by continuing to prove skeptics wrong, displaying an uncanny knack for making the big play. Braxton, who had played in two previous Super Bowls with the Broncos, produced a key interception in the first quarter of Denver's 31-24 victory over Green Bay in Super Bowl XXXII, and recovered a fumble in the fourth quarter of the 34-19 defeat of Atlanta in Super Bowl XXXIII. Braxton regained his starting strong safety role in the 11th game of the 1998 season, and finished the year with 57 tackles (43 solo), one interception, six passes defensed, one forced fumble and a special teams tackle. Braxton has one Pro Bowl appearance in his career, coming in 1996, along with first-team All-NFL honors from *Football News* and second-team All-AFC from UPI. He also received the Mackey Award that year for leading the league in interceptions with a career-high 9, and was named the Broncos' NFL/True Value Man of the Year in 1997 for his charitable contributions in the Rocky Mountain Region. Braxton has appeared in 165 games with 117 starts, totaling 844 tackles (591 solo), 116 pass breakups and 36 interceptions (34 with Denver) for 623 return yards and four touchdowns, including one in 1997 (vs. Carolina, 11/9; 27 yds.). His others have come in 1989 (vs. Kansas City, 9/10; 52 yds.), 1991 (vs. Cincinnati, 9/1; 34 yds.) and 1996 (vs. Tampa Bay, 9/15; 69 yds.). Braxton also has played in 19 postseason games (17 with Denver) with 77 stops (63 solo), 10 pass breakups and three interceptions. His 17 postseason appearances rank second in club history, while his 13 postseason starts tie for third. Braxton ranks fourth on the Broncos' all-time interceptions list, and stands third in interception return yards, while also tying for second in postseason interceptions with three. He also owns the team record for most consecutive games with an interception with his four in games 12-15 of the 1996 season, and posted the longest non-scoring interception return in club history with his 72-yarder in 1998 (vs. Oakland, 11/22), the fourth-

longest overall by a Bronco. The big-play maker, and former 12th-round draft pick (334th overall, 1987), has now been responsible for 52 takeaways as a Bronco.

1998: Braxton saw significant action at strong safety in all 16 games, including six starts (at Seattle, 10/11; vs. Oakland, 11/22; at San Diego, 11/29; vs. Kansas City, 12/6; at N.Y. Giants, 12/13 and vs. Seattle, 12/27), and recorded 57 tackles (43 solo) with one forced fumble, six passes defended and one interception, while adding one tackle on special teams (vs. Oak., 11/22). His season high of 8 tackles (6 solo) came at Washington (9/27), along with a pass defended. His start at Seattle came when the Broncos opened in a nickel defense, and his starts in games 11-14 came in place of an injured Eric Brown (groin). He started the season-finale vs. Seattle (12/27), despite a sore shoulder, because the Seahawks opened the game in a three-receiver formation. In the Oakland contest (11/22), Braxton intercepted his only pass of the year to raise his Broncos' career total to 34, moving past Mike Harden (33) for fourth place on the franchise's all-time list. Braxton's return of 72 yards on the play was the longest of his career, the longest non-scoring interception return in franchise history and the fourth-longest overall. Braxton forced a fumble in the 4th qtr. at the Giants (12/13), leading to a recovery by Bill Romanowski to give Denver the ball back with 3:36 remaining and a 16-13 lead. **Postseason:** Braxton played in all three postseason games and started two at strong safety, making 10 tackles (8 solo) with one pass defended and two fumble recoveries. He was not credited with a start in the AFC Championship Game as the Broncos opened the game in a nickel package with Darrius Johnson replacing Braxton. In the AFC Divisional Playoff Game vs. Miami (1/9) Braxton was the second-leading tackler on the team with seven (6 solo). He added one more solo tackle in the AFC Championship Game vs. the Jets (1/17), and recovered a fumble that was forced by Alfred Williams on Curtis Martin in the 1st qtr. Braxton made it two games in a row with a fumble recovery by scooping up a Jamal Anderson fumble in the 4th qtr. of Super Bowl XXXIII vs. Atlanta (1/31). He also posted two tackles (1 solo) and a pass defended in the game.

1997: Braxton started all 16 games at strong safety and ranked third on the team with 90 tackles (74 solo), including a half a sack (0.5), while also adding four interceptions (tied for team lead and eighth in the AFC), nine passes defended, a forced fumble and three fumble recoveries. Off the field in 1997, Braxton was honored in early November for his generous charitable contributions in the Denver area by being named the Denver Broncos NFL/True Value Man of the Year. Braxton's first interception came in the season-opener vs. Kansas City (8/31) when he thwarted a second-half Chiefs scoring opportunity and returned the interception 43 yards. He also had five tackles (four solo) and one pass breakup in the game. His second interception came in the second quarter at Buffalo (10/26) and was returned 23 yards to set up a Broncos field goal in a 23-20 overtime victory. He also had eight tackles (five solo) in the contest. Against Seattle on Nov. 2, he had half a sack and six tackles (five solo) in Denver's 30-27 win over the Seahawks. The sack, which he shared with Trevor Pryce, forced Warren Moon to fumble and set up a Broncos' field goal. Braxton's third interception of the season, vs. Carolina (11/9), was returned 27 yards for a fourth-quarter touchdown, the fourth time that Braxton has taken an interception back for a score in his 11-year career. He also had four tackles and two pass breakups during the game. On Nov. 24 vs. Oakland, he had seven tackles (all solos) and recovered a fumble that was forced by Ray Crockett and returned it eight yards to set up Denver's first touchdown of the evening in a 31-3 victory. He added his fourth pickoff at San Diego (11/30) and returned it 20 yards and also had four solo stops and three pass breakups in Denver's 38-28 win. The interception was the 35th of Braxton's career and his 33rd as a Bronco, moving him into a tie with Mike Harden for fourth place in franchise history. Braxton recovered his third fumble of the season at Pittsburgh (12/7) to set up Denver's first touchdown of the day in a 35-24 defeat. In the postseason, Braxton started all four games at strong safety and recorded 22 tackles (15 solo) with two interceptions and four passes defended. The two interceptions gave Braxton three in his postseason career, which, at the time, tied for first on the Broncos' all-time postseason interception list with Bob Swenson. In the AFC Championship Game at Pittsburgh (1/11/98) he came up with numerous big plays, tallying eight tackles (3 solo), three passes defended and his second career postseason interception, helping lead Denver back to the Super Bowl with a 24-21 victory. He picked off a Kordell Stewart bomb on the final play of the first half and returned it six yards. In Super Bowl XXXII vs. Green Bay (1/25/98) he led the team with seven tackles (6 solo) and a pass defended, while also plucking his third career postseason interception, and second of the 1997 playoffs. The interception, which ended the Packers' second possession of the game, set up a Denver touchdown for a 14-7 lead. **1996:** Braxton made big-play after big-play to earn his first Pro Bowl berth, as well as first-team *Football News* All-NFL and second-team UPI All-AFC honors. He finished fourth on the team with 102 tackles (78 solo), knocked

down 19 passes, forced one fumble, recovered another and snared a team-leading nine interceptions, tying him with St. Louis' Keith Lyle for most in the NFL. The nine interceptions also exceeded his previous career high for a season (6 in 1989) and tied for the second-highest single-season total in franchise history (Willie Brown, 1964), two behind Goose Gosson's club record of 11 (1960). For his efforts he received the Mackey Award for leading the league in interceptions. Braxton's first pick of the year (vs. Tampa Bay, 9/15) was returned 69 yards for a Broncos touchdown. The return for a touchdown was the third of his career, and his longest, as well as being the fourth-longest scoring interception return in franchise history and fifth-longest overall. His second interception thwarted a Cincinnati (9/29) scoring drive in the back of the end zone. The third ended any last threat that Baltimore might have had in the Broncos' 45-34 win Oct. 20. Always possessing a knack for the big play, Braxton's fourth interception was an end-zone drive-killer vs. Kansas City (10/27) with the Chiefs trailing just 17-7 in the second quarter. On 11/10 vs. Chicago, Braxton started at strong safety and played as big a roll in the Broncos' narrow 17-12 victory as any other defensive player. He finished with eight tackles (6 solo), recovered a fumble and returned it 20 yards, knocked down four passes and registered his fifth interception of the season. On the last play of the game, he knocked away a pass in the endzone that was intended for Curtis Conway, to preserve the victory. Two weeks later at Minnesota (11/24) Braxton turned in another big-play performance, posting eight tackles (5 solo), knocking down two passes and intercepting his sixth of the year, matching his previous best season (1989). The following week vs. Seattle (12/1) he finished with a team-high 12 tackles (7 solo), knocked down two passes and snagged his career-high seventh interception of the season. At Green Bay (12/8) he posted five tackles to go along with his team-leading eighth interception of the year, which he returned 14 yards. The following week vs. Oakland (12/15) he posted six solo tackles with one pass defended, as well as his ninth interception of the season. The pickoff ended the Raiders' first drive of the game, and set the tone for the afternoon. It was also his fourth consecutive game with a pick, a new team record. In Denver's AFC Divisional Playoff vs. Jacksonville (1/4/97) Braxton led the team with 11 tackles (10 solo). **1995:** Braxton started all 16 games at strong safety and finished tied for second on the team with 110 tackles (74 solo), 10 passes defended and two interceptions in his first season back in Denver after spending a year in Miami. He posted a season-high 10 tackles (7 solo) at Dallas (9/10), and turned in a fine all-around performance against Kansas City (10/22), breaking up three passes and making a touchdown-saving tackle, one of his seven (4 solo) on the day. Braxton had eight tackles (5 solo) vs. Arizona (11/5), including a first-quarter touchdown-saving solo tackle of Garrison Hearst at the Broncos' 5-yard line after a 39-yard pass play. The Cardinals were held to a field goal, and did not get into the end zone all day in Denver's 38-6 victory. Braxton matched his season high of 10 tackles (9 solo) at Philadelphia (11/12), and recorded his first interception of the year against Jacksonville (12/3) along with 7 tackles (4 solo) on the day. His second interception came just a week later against Seattle (12/10), and was returned 36 yards. **1994:** Braxton played in all 16 games for a Miami team that advanced to the AFC Divisional Playoff before falling to San Diego. He recorded six tackles and two interceptions during the season, playing in nickel situations and on special teams. He played in both postseason games and recorded four solo tackles. Braxton was signed by the Dolphins as an unrestricted free agent from Denver May 13, 1994. **1993:** Braxton started all 16 games for the Broncos, his fifth straight season as the team's starting left cornerback. He finished second on the team in total tackles with 111 (79 solo), intercepted three passes for 37 yards in returns, had a team-high 19 passes defended, recovered two fumbles and forced two as well. **1992:** Braxton started all 16 games at left corner and led the team with 16 passes defended, 99 tackles (56 solo) and two interceptions. He played well in week two against San Diego (9/13), notching 11 tackles and four passes defended. **1991:** Braxton made a successful comeback from a knee injury that caused him to miss most of the 1990 campaign. He started at left corner and marked his return by intercepting a pass for a touchdown in the season-opener vs. Cincinnati (9/1). Braxton recorded 92 total tackles (57 solo), 12 passes defended, four interceptions, a sack, a forced fumble and a fumble recovery in regular season play. He had a big game against New England (12/1), posting six tackles, three passes defended and a sack. In postseason play, Braxton had 14 tackles (7 solo) and intercepted a pass in the AFC Championship Game at Buffalo (1/12). **1990:** Braxton tore the medial collateral ligament in his right knee in the third game of the season and underwent surgery, thus ending his season. Up to that point he had registered 17 total tackles, an interception and two passes defended. **1989:** Braxton had a tremendous campaign in his third NFL season, playing cornerback for the first time in his career. He started every game for the Broncos and ranked sixth in the AFC with a team-leading six interceptions, while also pacing Denver's defense with 14 passes defended. In regular season

play Braxton posted 111 total tackles (77 solo), two forced fumbles and two fumble recoveries. He helped set the tone for the Broncos' defensive resurgence that season when on opening day vs. Kansas City (9/10) he intercepted a pass on the Chiefs' first play from scrimmage and returned it 34 yards for a touchdown. Braxton also set up a Denver touchdown with a 35-yard fumble return against Washington (11/20), and racked up 12 tackles and an interception at Seattle (10/22). **1988:** Braxton had a good season as one of the leaders on Denver's special teams and as a reserve defensive back. He closed that campaign with a total of 49 tackles (38 solo), five passes defended, two interceptions, a fumble recovery and a quarterback sack. **1987:** Braxton played in the final two regular season games and all three postseason contests, spending the first 13 weeks of the season on injured reserve with a shoulder injury suffered in the preseason. He played primarily on special teams in the regular season, then posted five total tackles (3 solo) in the postseason. The rookie was named Denver's special teams most valuable player for his performance in the divisional playoff game vs. Houston (1/10). Braxton was Denver's 12th-round draft pick in 1987, the second-to-last player taken (334th overall).

COLLEGE: Braxton was a defensive back and punt return specialist at North Dakota State, earning all-conference honors as a senior after posting 128 tackles, an interception, and two fumble recoveries. As a junior he led the conference with five interceptions and a punt return average of 15.0, earning him second-team all-conference honors. Braxton was a member of the North Central Conference champion outdoor 400-meter relay squad that competed in the national championship.

PERSONAL: A native of Madison, Wisc., Braxton attended James Madison Memorial High School, where he was named all-conference in football as a senior. He lettered twice each in football and basketball and once in track. Tyrone majored in physical education, enjoys fishing in his spare time and once had a job as a gravedigger. He and his wife, Elizabeth, have a daughter, Chloe (12/29/93), and a son, Tyrone Jr., or "T.J." (1/22/99). The family makes its home in Denver. Braxton was chosen as the Broncos' 1996 Unsung Hero by the NFL Players Association, and was named the Broncos' 1997 NFL/True Value Man of the Year. He is a relative of the late Jim Braxton, a former fullback for the Buffalo Bills. Tyrone Scott Braxton was born Dec. 17, 1964 in Madison.

BRAXTON'S REGULAR SEASON RECORD

Year	Club	G	S	UT	A	TT	S-Yds.	I-Yds.	PD	FF	FR	TD-Int.	TD-FR	S	Pts.
1987	Denver	2	0	0	0	0	0-0	0-0	0	0	0	0	0	0	0
1988	Denver	16	0	38	11	49	1-7	2-6	5	0	0	0	0	0	0
1989	Denver	16	16	77	34	111	0-0	6-103	14	2	2	1	0	0	0
1990	Denver	3	2	11	6	17	0-0	1-10	2	0	0	0	0	0	6
1991	Denver	16	15	57	35	92	1-8	4-61	12	1	1	1	0	0	0
1992	Denver	16	14	56	43	99	0-0	2-54	16	0	0	0	0	0	0
1993	Denver	16	16	79	32	111	0-0	3-37	19	2	2	0	0	0	0
1994	Miami	16	0	4	2	6	0-0	2-3	4	0	0	0	0	0	0
1995	Denver	16	16	74	36	110	0-0	2-36	10	0	0	0	0	0	0
1996	Denver	16	16	78	24	102	0-0	9-128	19	1	1	1	0	0	6
1997	Denver	16	16	74	16	90	0.5-0.5	4-113	9	1	3	1	0	0	6
1998	Denver	16	6	43	14	57	0-0	1-72	6	1	0	0	0	0	0
CAREER TOTAL		165	117	591	253	844	2.5-15.5	36-623	116	8	9	4	0	0	24

BRAXTON'S POSTSEASON RECORD

Year	Club	G	S	UT	A	TT	S-Yds.	I-Yds.	PD	FF	FR
1987	Denver	3	0	2	0	2	0-0	0-0	0	0	0
1989	Denver	3	3	17	1	18	1-0	0-0	4	0	1
1991	Denver	2	2	4	3	7	0-0	1-5	1	0	0
1993	Denver	1	1	3	0	3	0-0	0-0	0	0	0
1994	Denver	2	0	4	0	4	0-0	0-0	0	0	0
1996	Denver	1	1	10	1	11	0-0	0-0	0	0	0
1997	Denver	4	4	15	7	22	0-0	2-6	4	0	0
1998	Denver	3	2	8	2	10	0-0	0-0	1	0	2
CAREER TOTAL		19	13	63	14	77	1-0	3-11	10	0	3

ELITE COMPANY

The Broncos are one of only five franchises in professional sports to boast a season-ticket base greater than 70,000. The other four franchises are the Jacksonville Jaguars, Kansas City Chiefs, New York Giants and New York Jets. The Giants (24 years) and Broncos (23) have surpassed the 70,000 mark for the most consecutive seasons.

BUBBY BRISTER QUARTERBACK

6-3 • 205 • 13TH YR. • NORTHEAST LOUISIANA

BORN: August 15, 1962 in Monroe, La.
HIGH SCHOOL: Neville High School, Monroe, La.
RESIDES: Castle Rock, Colo.
ACQUIRED: Free Agent, 1997
PRO YEAR: 13th • **YEAR WITH BRONCOS:** 3rd
NFL GAMES PLAYED/STARTED: 95/75 • **POSTSEASON:** 5/2



Bubba Brister enters his 13th NFL season in 1999 with increased confidence and motivation, and will do so under a much brighter spotlight. As the first quarterback other than John Elway to enter a season as the Broncos starter since 1982, Brister becomes the answer to a question that has preoccupied many in Denver for years. But at no point in the course of Elway's long career have the Broncos been better equipped to absorb his loss than they are now, with Brister taking the reins. A 12-year veteran, Brister played in seven games for the club in 1998, and started four, completing 60% of his passes (78-131) for 986 yards and 10 touchdowns, with three interceptions. The Broncos were 4-0 in his starts, and did not skip a beat under his leadership, en route to a second straight World Championship. In his NFL career, Brister has played in 95 games (75 starts) and completed 54.6% of his passes (1,185-2,172) for 14,276 yards and 84 touchdowns, with 71 interceptions. He has been sacked 192 times (-1,619 yards), and rushed 184 times for 509 yards (2.8) with a long of 38 (TD) and eight touchdowns, compiling a record of 37-38 as a starter. Brister has also participated in five postseason games (two starts), throwing for 356 yards and one score, while completing 54.8% of his passes (34-62). He played for the Steelers from 1986-92, Philadelphia from 1993-94 and the Jets in 1995. Brister returned to action in 1997 after a year off from pro football, signing with the Broncos as a free agent during the offseason. His career highs in passing yards (353) and his longest touchdown pass (90) both came against the Broncos in 1990. He was drafted in the third round (67th overall) by Pittsburgh in 1986 out of Northeast Louisiana.

1998: Brister played in seven games and started four (at Washington, 9/27; vs. Philadelphia, 10/4; vs. San Diego, 11/8 and at Kansas City, 11/16) in place of John Elway, completing 78 of 131 (59.5%) passes for 986 yards and 10 touchdowns, with three interceptions and a long of 48. He also rushed 19 times for 102 yds. (5.4) and one touchdown (career-best 38-yd. run at K.C., 11/16) and was sacked seven times for 49 yds. Brister did not have enough pass attempts to qualify for the league rankings, but his career-best passer rating of 99.0 would have ranked second in the AFC (5th NFL). In his first start as a Bronco (at Was., 9/27) — and first since 1995 (Wk. 10) — Brister led Denver to a 38-16 win by completing 16 of 24 (66.7%) passes for 180 yds. and two touchdowns with a long of 41. Brister connected with Ed McCaffrey for a 19-yd. score in the 1st quarter, and later found Howard Griffith for a 14-yarder in the 3rd quarter. Brister's winning performance in a starting role was the first by a Broncos quarterback other than John Elway since Nov. 20, 1989, when current offensive coordinator Gary Kubiak led Denver to a 14-10 win in relief, also at Washington. Brister started again the next week vs. Philadelphia (10/4) and tied a career high with four touchdown passes. Overall he completed 16 of 29 (55.2%) passes for 203 yds. and was intercepted once, while being sacked twice for 13 yds. and rushing once for 11 yds. His first two touchdowns came in the first quarter, covering 8 yds. to Rod Smith and 9 yds. to Shannon Sharpe, followed by a 12-yarder to McCaffrey in the second quarter a 31-yarder to Smith in the third. Brister's third start came vs. San Diego (11/8) when Elway was suffering from strained rib muscles. He completed 20 of 33 for 229 yds. and two touchdowns with one interception in a 27-10 Broncos win. He played all but one series, the second of the game when Elway entered the game for what would be his only series due to his ailing ribs. Brister's two touchdown passes went 4 yds. to Terrell Davis in the first qtr. and 7 yds. to McCaffrey in the third. He also rushed twice for -2 yds. Brister's fourth start of the season came at Kansas City (11/16) on Monday Night Football, as he led Denver to a 30-7 win by completing 13 of 23 passes (56.5%) for 180 yds., with a long of 31. He also rushed 5 times for 53 yds. (10.6), including the longest run of his career, which went for 38 yds. and a TD in the 1st qtr. to put Denver ahead 7-0. Brister's first significant action of the season came in Week 3 when he replaced Elway (hamstring) midway through the second quarter at Oakland (9/20) and led the Broncos to a win by completing 10 of 17 passes (58.8%) for 140 yards and 2 TDs with one INT, while being sacked once for 9 yds. His longest completion went for 36 yds. to Rod Smith, and he rushed five times for 38 yds. (7.6) with a long of 15. Brister's first touchdown went 3 yds. to Griffith with 35 seconds left in the first half, and was his first scoring toss since Oct. 29, 1995, as a member of the N.Y. Jets, playing at Indianapolis. His second covered 13

yds. to McCaffrey midway through the 3rd qtr. to give Denver a 24-10 lead en route to a 34-17 win. He saw his first action of the season in Week 2 vs. Dallas (9/13), completing his only pass for 38 yards to McCaffrey, while rushing once for 2 yards. His next relief appearance came at Miami (12/21) when he replaced Elway in the 4th qtr. and completed 2 of 4 for 16 yds. with one sack (-6). He also connected with McCaffrey on a 2-pt. conversion attempt to pull Denver to within a touchdown at 28-21. **Postseason:** Brister played in two of the three postseason games (7 carries, -3 yds.), seeing action in relief of John Elway in the 4th qtr. of both the AFC Divisional Playoff Game vs. Miami (1/9) and Super Bowl XXXIII vs. Atlanta (1/31). He was credited with six rushing attempts for -2 yds. (-0.3) with a long of 2 vs. Miami, the last three of which were kneel-downs to run out the clock. Brister was active but did not play in the AFC Championship Game vs. the Jets (1/17) and then was inserted for the final play in the Super Bowl, taking a knee for a 1-yd. loss.

1997: Brister signed with the Broncos in the offseason after a year away from football and began the season as the third quarterback. He was promoted to the backup position after the 13th game, and spent the final three games of the regular season in that role. Brister's only action of the season came in the season-finale vs. San Diego (12/21) when he replaced John Elway in the third quarter. His totals for the day — and the season — included six completions in nine attempts for 48 yards with a long of 15. He also rushed four times for 2 yards with a long of 2. In the postseason Brister made one appearance, finishing the Wild Card game vs. Jacksonville (12/27) for John Elway and piloting the Broncos on their final scoring drive, capped by a Vaughn Hebron 6-yard touchdown run. He served as the backup quarterback for the rest of Denver's playoff run. **1996:** Brister was out of football. **1995:** Brister played nine games for the Jets and started four (games 7-10), completing 93 of 170 passes (54.7%) for 726 yards, four touchdowns and eight interceptions. He was also sacked 16 times (-122). In the season opener at Miami, Brister spelled Boomer Esiason and went 5-8 for 37 yards and one interception. In Week Two vs. Indianapolis he played but did not throw a pass. Brister completed 13 of 23 passes for 112 yards, one touchdown and one interception at Buffalo (10/8). The next week at Carolina he completed 17 of 41 passes for 143 yards with 3 interceptions. A week later against Miami (10/22) he was 15-26 for 152 yards with two touchdowns and one interception in New York's 17-16. He followed that at Indianapolis (10/29) by completing 19 of 31 for 154 yards, one touchdown and one interception. Brister signed with the Jets as an unrestricted free agent Mar. 1, 1995. **1994:** Brister played in seven games (two starts) for Philadelphia as the backup to Randall Cunningham. He was also the holder on field goals and PATs in Games 1-5. Brister started the final two games of the year, eclipsing the 300-yard passing mark for the fifth time in his career with a 26-of-37, 325-yard, one-touchdown performance in the season finale at Cincinnati. **1993:** Brister started eight games with Philadelphia and finished fourth in the NFC (7th NFL) with an 89.4 passer rating. He led Philly to a 4-2 record over the final six games, completing 141 of 236 passes for 1,479 yards, 11 touchdowns and three interceptions. He threw for three touchdowns and 350 yards and led a 68-yard overtime drive that set up the game-winning field goal in the season finale at San Francisco on Monday Night Football. He also threw for three scores the previous week at New Orleans. Brister set career-highs for attempts (45) and completions (27) at Dallas (12/6), then topped that performance a week later with 28 completions on 48 attempts for 299 yards and a score vs. Buffalo. He led a 75-yard game-winning drive at Washington (11/28) that culminated with a two-yard pass to James Joseph with 46 seconds remaining in regulation to give the Eagles a 17-14 victory. He took over for Cunningham in Game Four against the Jets and started two games before missing the next five with neck and ankle injuries. **1992:** Brister played in six games for Pittsburgh, starting the last four in place of injured Neil O'Donnell. He led the team to two comeback victories, including a 23-13 win over Cleveland that clinched a home playoff game for the Steelers. **1991:** Brister started Games 1-5 for Pittsburgh before a sprained knee in Game Five forced him out of the next eight contests. He returned to the starting lineup for the final three games of the season and finished the year with 103 completions on 190 attempts for 1,350 yards, nine touchdowns and nine interceptions en route to a 5-3 record as a starter. **1990:** Brister started all 16 games for the first time in his career and had his best year as a pro, setting career highs in attempts (387), completions (223), passing yards (2,725), touchdown passes (20) and passer rating (81.6). The 20 scores were the most by a Pittsburgh quarterback since Terry Bradshaw's 22 in 1981. Brister ranked sixth in the AFC and 10th in the NFL in passer rating. He had an outstanding day at Denver (10/14), completing 21 of 28 for a career-high 353 yards and four touchdowns in a 34-17 win, including a career-long 90-yard touchdown pass to Dwight Stone. He earned AFC Offensive Player of the Month honors for October. **1989:** Brister started 14 games for the Steelers and finished the season with a 73.1 passer rating. He had a stretch of eight games without throwing an interception after throwing three on opening day vs. Cleveland. Brister set a Steeler record with 15 consecutive completions at Detroit and finished 21 of 27 for 267 yards and one touchdown to earn AFC Offensive Player of the Week honors. He

sprained his left knee in Game Five vs. Cincinnati, forcing him to miss Games 6-7, but came back to lead the team to wins in five of their last six games. Brister was 15 of 33 for 127 yards in Pittsburgh's 26-23 overtime AFC Wild Card victory at Houston. He was 19 of 29 for 229 yards and a score the next week in the AFC Divisional Playoff loss at Denver. **1988:** Brister won the Steelers' starting job over Todd Blackledge and Steve Bono and led the team with six rushing touchdowns. He won his first game as a starter in Pittsburgh's opening day win over Dallas. He missed three games with a dislocated finger on his throwing hand in Game Five vs. Cleveland. He threw the AFC's longest pass of the year (89-yard TD to Louis Lipps) vs. Philadelphia and earned AFC Offensive Player of the Week honors with his 17-of-36, 311-yard, three-touchdown performance in a 37-34 upset win at Houston. **1987:** Brister played in two games for Pittsburgh and was 4 of 12 for 33 yards and three interceptions. **1986:** Brister started two games for the injured Mark Malone and was 21 of 60 for 291 yards and two interceptions. He was a third-round selection by the Steelers out of Northeastern Louisiana (4th QB, 67th player overall).

COLLEGE: Brister played collegiately at Northeastern Louisiana where he was a first-team All-Southland Conference selection and Louisiana's Most Valuable Player as a senior when he ranked seventh in the country with a 134.8 passer rating. Brister led the conference in passing and total offense as a senior. He transferred to Northeastern Louisiana from Tulane.

PERSONAL: Brister was a two-sport star at Neville High School in Monroe, La., and was drafted in the 10th round by the Detroit Tigers baseball team in 1981. He played 39 games in their farm system, batting .180 (20-for-111) with 10 RBI as a shortstop and outfielder. He also played winter ball for current Colorado Rockies manager Jim Leyland. Walter Andrew Brister III was born Aug. 15, 1962 in Monroe, La. He was given the nickname "Bubby" by his five older sisters. He and his wife, Bonnie, have a daughter, Madeline, and make their home in Castle Rock, Colo. Brister has been involved in numerous charitable and community activities throughout his time in the NFL, including the Ronald McDonald House.

BRISTER'S REGULAR SEASON RECORD

PASSING																
Year	Club	G	S	Att.	Comp.	Pct.	Yds.	TD	%	Int.	%	LG	Sack	Yds.	Rtg.	
1986	Pittsburgh	2	2	60	21	35.0	291	2	3.3	0	0.0	58	6	57	62.5	
1987	Pittsburgh	2	0	12	4	33.3	20	3	25.0	0	0.0	10	2	14	81.9	
1988	Pittsburgh	13	13	370	175	47.3	2,634	14	3.8	11	3.0	89t	36	292	71.3	
1989	Pittsburgh	14	14	342	187	54.7	2,365	10	3.4	9	2.6	79t	45	452	75.3	
1990	Pittsburgh	16	16	387	223	57.6	2,725	14	3.6	20	5.2	90	28	213	69.8	
1991	Pittsburgh	8	8	190	103	54.2	1,350	9	4.7	9	4.7	65t	15	145	73.0	
1992	Pittsburgh	6	4	116	63	54.3	719	2	1.7	5	4.3	42	13	88	60.9	
1993	Philadelphia	10	8	309	181	58.6	1,905	14	4.5	5	1.6	58	19	148	84.9	
1994	Philadelphia	7	2	76	51	67.1	507	2	2.6	1	1.3	53	5	39	89.1	
1995	N.Y. Jets	9	4	170	93	54.7	726	4	2.4	8	4.7	32	16	122	53.7	
1996																
OUT OF FOOTBALL																
1997	Denver	1	0	9	6	66.7	48	0	0.0	0	0.0	15	0	0	79.9	
1998	Denver	7	4	131	78	59.5	986	10	7.6	3	2.3	48	7	49	99.0	
CAREER TOTAL		95	75	2,172	1,185	54.6	14,276	84	3.9	71	3.3	90	192	1,619	74.2	

Year	Club	RUSHING					SCORING						
		Att.	Yds.	Avg.	LG	TD	TD	TDr	TDp	TDrt	2pt	Pts.	
1986	Pittsburgh	6	10	1.7	9	1	1	1	0	0	0	6	
1987	Pittsburgh	0	0	0.0	0	0	0	0	0	0	0	0	
1988	Pittsburgh	45	209	4.6	20	6	6	6	0	0	0	36	
1989	Pittsburgh	27	25	0.9	15	0	0	0	0	0	0	0	
1990	Pittsburgh	25	64	2.6	11	0	0	0	0	0	0	0	
1991	Pittsburgh	11	17	1.6	8	0	0	0	0	0	0	0	
1992	Pittsburgh	10	16	1.6	8	0	0	0	0	0	0	0	
1993	Philadelphia	20	39	2.0	13	0	0	0	0	0	0	0	
1994	Philadelphia	1	7	7.0	7	0	0	0	0	0	0	0	
1995	N.Y. Jets	16	18	1.1	7	0	0	0	0	0	0	0	
1996													
1997	Denver	4	2	0.5	2	0	0	0	0	0	0	0	
1998	Denver	19	102	5.4	38t	1	1	1	0	0	0	6	
CAREER TOTAL		184	509	2.8	38t	8	8	8	0	0	0	48	

ADDITIONAL STATISTICS: Brister caught one pass for 10 yards in 1989.

BRISTER'S POSTSEASON RECORD

Year	Club	PASSING													Sack	Yds.	Rtg.
		G	S	Att.	Comp.	Pct.	Yds.	TD	%	Int.	%	LG					
1989	Pittsburgh	2	2	62	34	54.8	356	1	1.6	0	0.0	33	1	15	77.1		
1997	Denver	1	0	0	0	0.0	0	0	0.0	0	0.0	0	0	0	0.0		
1998	Denver	2	0	0	0	0.0	0	0	0.0	0	0.0	0	0	0	0.0		
CAREER TOTAL		5	2	62	34	54.8	356	1	1.6	0	0.0	33	1	15	77.1		



		RUSHING					SCORING				
Year	Club	Att.	Yds.	Avg.	LG	TD	TD	TD	TD	2pt	Pts.
1989	Pittsburgh	3	5	1.6	4	0	0	0	0	0	0
1997	Denver	0	0	0.0	0	0	0	0	0	0	0
1998	Denver	7	-3	-0.4	2	0	0	0	0	0	0
CAREER TOTAL		10	2	0.2	4	0	0	0	0	0	0

BRISTER'S SINGLE-GAME HIGHS

(Postseason in parenthesis)

Most pass attempts — 48 vs. Buffalo, 12/12/93 (33 at Houston, 12/31/89). **Most pass completions** — 28 vs. Buffalo, 12/12/93 (19 at Denver, 1/7/90). **Most yards passing** — 353 at Denver, 10/14/90 (229 at Denver, 1/7/90). **Most touchdown passes** — 4, four times, most recently vs. Philadelphia, 10/4/98 (1 at Denver, 1/7/90). **Most interceptions** — 3, four times, most recently vs. Miami, 9/30/90 (none). **Longest pass completion** — 90 to Dwight Stone at Denver, 10/14/90 (33 in 1989). **Longest rush** — 38 (TD) at Kansas City, 11/16/98 (4 at Denver, 1/7/90).

BUBBY BRISTER CAREER GAME-BY-GAME

1986 — Pittsburgh		PASSING							RUSHING				
Opponent	S/P	Att.	Comp.	Yds.	Pct.	TD	INT	S/Yds.	Att.	Yds.	Avg.	TD	
at Seattle													
vs Denver													
at Minneapolis													
at Houston													
vs Cleveland													
at Cincinnati	(S)	33	12	191	.364	0	0	1/11	5	8	1.6	1	
vs New England	(S)	27	9	100	.333	0	2	5/46	1	2	2.0	0	
vs Cincinnati													
vs Green Bay													
at Buffalo													
vs Houston													
at Cleveland													
at Chicago													
vs Detroit													
at New York Jets													
vs Kansas City													
Regular Season Total		60	21	291	.350	2	0	6/57	6	10	1.7	9	

1987 — Pittsburgh		PASSING							RUSHING			
Opponent	S/P	Att.	Comp.	Yds.	Pct.	TD	INT	S/Yds.	Att.	Yds.	Avg.	TD
vs San Francisco												
at Cleveland	(P)	5	1	10	.200	0	1	0	0	0	0.0	0
vs New York Jets												
at Atlanta												
at Los Angeles												
vs Indianapolis												
vs Cincinnati												
at Miami												
at Kansas City												
vs Houston	(P)	7	3	10	.429	0	2	0	0	0	0.0	0
at Cincinnati												
vs New Orleans												
vs Seattle												
at San Diego												
at Houston												
vs Cleveland												
Regular Season Total		12	4	20	.333	3	0	2/14	0	0	0.0	0

1988 — Pittsburgh		PASSING							RUSHING				
Opponent	S/P	Att.	Comp.	Yds.	Pct.	TD	INT	S/Yds.	Att.	Yds.	Avg.	TD	
vs Dallas	(S)	27	13	214	.481	0	0	1/0	3	12	4.0	1	
at Washington	(S)	28	12	258	.429	2	0	0/0	2	10	5.0	1	
vs Cincinnati	(S)	30	15	235	.500	1	2	5/40	8	40	5.0	0	
at Buffalo	(S)	36	22	330	.733	1	1	3/16	3	2	0.6	2	
vs Cleveland	(S)	14	4	28	.286	0	2	2/17	2	7	3.5	0	
at Phoenix				DID NOT PLAY									
vs Houston				DID NOT PLAY									
vs Denver				DID NOT PLAY									
at NY Jets	(S)	25	11	238	.440	1	2	6/29	4	29	7.3	0	
at Cincinnati	(S)	29	11	147	.379	0	0	4/50	4	7	1.8	0	
vs Philadelphia	(S)	25	11	226	.440	1	1	4/42	1	6	6.0	0	
at Cleveland	(S)	35	16	220	.457	0	2	6/53	4	16	4.0	0	
vs Kansas City	(S)	27	13	122	.481	0	1	0/0	4	12	3.0	0	
at Houston	(S)	36	17	311	.472	0	1	3/19	1	7	7.0	0	
at San Diego	(S)	32	17	206	.531	1	1	3/34	5	29	5.8	2	
vs Miami	(S)	26	13	99	.500	0	0	0/0	4	32	8.0	0	
Regular Season Total		370	175	2,634	.473	14	11	36/292	45	209	4.6	6	



1989 — Pittsburgh		PASSING							RUSHING			
Opponent	S/P	Att.	Comp.	Yds.	Pct.	TD	INT	S/Yds.	Att.	Yds.	Avg.	TD
vs Cleveland	(S)	22	10	84	.455	0	3	6/67	2	-8	-4.0	0
at Cincinnati	(S)	35	19	244	.543	1	0	6/56	1	15	15.0	0
vs Minnesota	(S)	22	16	157	.727	1	0	4/38	4	-10	-2.5	0
at Detroit	(S)	27	21	267	.777	1	0	7/54	5	22	4.4	0
vs Cincinnati	(S)	31	19	169	.613	1	0	3/35	4	20	5.0	0
at Cleveland				DID NOT PLAY								
at Houston				DID NOT PLAY								
vs Kansas City	(S)	27	17	253	.630	2	0	2/21	2	-2	-1.0	0
at Denver	(S)	26	11	101	.423	1	0	2/24	0	0	0.0	0
vs Chicago	(S)	26	14	125	.538	0	3	4/35	0	0	0.0	0
vs San Diego	(S)	27	12	142	.444	0	0	4/39	2	-5	-2.5	0
at Miami	(S)	18	8	167	.444	0	0	1/6	2	-7	-3.5	0
vs Houston	(S)	21	9	73	.429	0	1	3/30	1	0	0.0	0
at NY Jets	(S)	29	15	175	.517	0	1	2/15	1	2	2.0	0
vs New England	(S)	16	9	158	.562	0	0	2/30	1	-8	-8.0	0
at Tampa Bay	(S)	15	7	178	.466	2	2	1/9	1	6	6.0	0
Regular Season Total		342	187	2,365	.547	10	9	45/452	27	25	0.0	0
at Houston (Wild Card)	(S)	33	15	127	.455	0	0	1/15	1	1	1.0	0
at Denver (Div. Playoff)	(S)	29	19	229	.655	1	0	0/0	2	4	2.0	0
Postseason Total		62	34	356	.548	1	0	1/15	3	5	1.6	0

1990 — Pittsburgh		PASSING							RUSHING			
Opponent	S/P	Att.	Comp.	Yds.	Pct.	TD	INT	S/Yds.	Att.	Yds.	Avg.	TD
at Cleveland	(S)	32	17	193	.531	0	2	3/32	1	-2	-2.0	0
vs Houston	(S)	23	9	81	.391	0	0	4/26	0	0	0.0	0
at LA Raiders	(S)	28	19	156	.679	0	1	6/38	3	0	0.0	0
vs Miami	(S)	18	7	76	.388	0	3	5/33	1	7	7.0	0
vs San Diego	(S)	14	11	132	.789	2	0	2/9	1	6	6.0	0
at Denver	(S)	28	21	353	.750	4	0	1/10	2	7	3.5	0
at San Francisco	(S)	22	13	120	.590	1	1	2/17	2	3	1.5	0
vs LA Rams	(S)	24	15	161	.625	4	1	1/5	2	6	3.0	0
vs Atlanta	(S)	17	11	216	.647	2	0	1/2	1	-2	-2.0	0
at Cincinnati	(S)	27	14	112	.519	0	0	0/0	0	0	0.0	0
at NY Jets	(S)	24	18	187	.750	2	2	2/12	1	8	8.0	0
vs Cincinnati	(S)	40	18	234	.450	0	1	1/8	2	2	1.0	0
vs New England	(S)	20	10	171	.500	1	1	1/5	3	13	4.3	0
at New Orleans	(S)	25	15	154	.600	0	1	0/0	4	2	2.0	0
vs Cleveland	(S)	19	10	139	.526	4	0	2/25	0	0	0.0	0
at Houston	(S)	26	15	240	.577	0	1	2/20	2	14	7.0	0
Regular Season Total		387	223	2,725	.576	14	20	28/213	25	64	2.6	0

1991 — Pittsburgh		PASSING							RUSHING				
Opponent	S/P	Att.	Comp.	Yds.	Pct.	TD	INT	S/Yds.	Att.	Yds.	Avg.	TD	
vs San Diego	(S)	21	13	189	.619	1	1	2/12	0	0	0.0	0	
at Buffalo	(S)	29	15	134	.517	0	0	2/21	0	0	0.0	0	
vs New England	(S)	29	22	262	.759	1	0	1/15	1	-2	-2.0	0	
at Philadelphia	(S)	25	12	190	.480	2	1	3/30	1	-1	-1.0	0	
at Indianapolis	(S)	16	13	181	.812	2	2	2/14	0	0	0.0	0	
vs. NY Giants	(S)	16	6	97	1.00	0	1	2/20	1	2	2.0	0	
vs Seattle													
at Cleveland													
at Denver													
at Cincinnati													
vs Washington													
vs Houston													
at Dallas													
at Houston													
vs Cincinnati	(S)	28	15	184	.534	2	2	1/7	5	12	2.4	0	
vs Cleveland	(S)	25	7	113	.270	1	0	2/26	3	6	2.0	0	
Regular Season Total		190	103	1,350	.542	9	9	15/145	11	17	1.6	0	

1992 — Pittsburgh		PASSING							RUSHING			
Opponent	S/P	Att.	Comp.	Yds.	Pct.	TD	INT	S/Yds.	Att.	Yds.	Avg.	TD
at Houston				DID NOT PLAY								
vs NY Jets				DID NOT PLAY								
at San Diego				DID NOT PLAY								
at Green Bay				DID NOT PLAY								
at Cleveland				DID NOT PLAY								
vs Cincinnati				DID NOT PLAY								
at Kansas City				DID NOT PLAY								
vs Houston				DID NOT PLAY								
at Buffalo				DID NOT PLAY								
vs Detroit	(P)	4	2	15	.500	1	0	0/0		0	0.0	0
vs Indianapolis	(S)	22	10	109	.455	0	1	0/0	4	2	2.0	0
at Cincinnati				DID NOT PLAY								
vs Seattle	(P)	12	6	69	.500	0	2	0/0	2	6	3.0	0
at Chicago	(S)	31	14	143	.452	0	2	5/38	2	10	5.0	0
vs Minnesota	(S)	22	13	160	.591	0	0	3/30	1	0	0.0	0
vs Cleveland	(S)	25	18	223	.720	1	0	5/20	1	-2	-2.0	0
Regular Season Total		116	63	719	.543	2	5	13/88	10	16	1.6	0
vs Buffalo (Div. Playoff)				DID NOT PLAY								

1993 — Philadelphia												
PASSING							RUSHING					
Opponent	S/P	Att.	Comp.	Yds.	Pct.	TD INT	S/Yds.	Att.	Yds.	Avg.	TD	
vs Phoenix												
at Green Bay												
vs Washington												
at NY Jets	(P)	17	11	108	.647	2 0	0/0	4	19	4.8	0	
vs Chicago	(S)	33	18	209	.545	1 2	7/42	5	14	2.8	0	
at NY Giants												
at Phoenix												
vs Miami												
vs NY Giants	(S)	20	9	94	.450	0 0	4/13	1	-1	-1.0	0	
at Washington	(S)	31	19	170	.613	1 0	1/6	4	6	1.5	0	
at Dallas	(S)	45	27	248	.600	2 1	0/0	0	0	0.0	0	
vs Buffalo	(S)	48	28	299	.583	1 0	1/1	0	0	0.0	0	
at Indianapolis	(S)	30	21	217	.700	1 1	3/28	2	3	1.5	0	
at San Francisco	(S)	43	26	350	.605	3 1	3/43	1	-2	-2.0	0	
Regular Season Total		116	63	719	.543	2 5	13/88	10	16	1.6	0	

1994 — Philadelphia												
PASSING							RUSHING					
Opponent	S/P	Att.	Comp.	Yds.	Pct.	TD INT	S/Yds.	Att.	Yds.	Avg.	TD	
at NY Giants												
vs Chicago												
vs Green Bay												
at San Francisco												
vs Washington												
at Dallas												
vs Houston												
at Washington												
vs Arizona												
vs Cleveland												
at Arizona												
at Atlanta												
vs Dallas												
at Pittsburgh												
vs NY Giants	(S)	39	25	182	.641	1 1	1/11	1	7	7.0	0	
at Cincinnati	(S)	37	26	325	.703	1 0	4/28	0	0	0.0	0	
Regular Season Total		76	51	507	.671	2 1	5/39	1	7	7.0	0	

1995 — N.Y. Jets												
PASSING							RUSHING					
Opponent	S/P	Att.	Comp.	Yds.	Pct.	TD INT	S/Yds.	Att.	Yds.	Avg.	TD	
at Miami	(P)	8	5	37	.630	0 1	0/0	0	0	0.0	0	
vs Indianapolis												
vs Jacksonville												
at Atlanta												
vs Oakland	(P)	4	1	0	.250	0 0	0/0	0	0	0.0	0	
at Buffalo	(S)	23	13	112	.565	1 1	1/3	2	0	0.0	0	
at Carolina	(S)	41	17	143	.417	0 3	4/26	1	-1	-1.0	0	
vs Miami	(S)	26	15	152	.577	2 1	3/17	4	-5	-1.3	0	
at Indianapolis	(S)	31	19	154	.613	1 1	4/25	5	6	1.2	0	
vs New England	(P)	8	3	18	.375	0 0	0/0	1	2	2.0	0	
vs Buffalo												
at Seattle												
vs St. Louis												
at New England												
at Houston												
vs New Orleans	(S)	29	20	110	.690	0 1	0/0	3	16	5.3	0	
Regular Season Total		170	93	726	.547	4 8	16/122	16	18	1.1	0	

Brister was out of football in 1996, and played in one game with Denver in 1997 (vs. S.D., 12/21: 6-9, 48 yds., LG of 15).

1998 — Denver												
PASSING							RUSHING					
Opponent	S/P	Att.	Comp.	Yds.	Pct.	TD INT	S/Yds.	Att.	Yds.	Avg.	TD	
vs New England												
vs Dallas	(S)	1	1	38	1.000	0 0	0	1	2	2.0	0	
at Oakland	(S)	17	10	140	.588	2 1	1/9	5	38	7.6	0	
at Washington	(S)	24	16	180	.667	2 0	0	4	6	1.5	0	
vs Philadelphia	(S)	29	16	203	.552	4 1	2/13	1	11	11.0	0	
at Seattle												
vs Jacksonville												
at Cincinnati												
vs San Diego	(S)	33	20	229	.606	2 1	2/15	2	-2	-1.0	0	
at Kansas City	(S)	23	13	180	.565	0 0	1/6	6	47	7.8	1	
vs Oakland												
at San Diego												
vs Kansas City												
vs NY Giants												
at Miami	(S)	4	2	16	.500	0 0	1/6	0	0	0.0	0	
vs Seattle												
Regular Season Total		131	78	986	.595	10 3	7/49	19	102	5.4	1	
vs. Miami (Div. Playoff)		0	0	0	.000	0 0	0/0	6	-2	-0.3	0	
vs. N.Y. Jets (AFC Champ.)		0	0	0	.000	0 0	0/0	1	-1	-1.0	0	
vs. Atlanta (SBXXXIII)		0	0	0	.000	0 0	0/0	7	-3	-0.4	0	
Postseason Total		0	0	0	.000	0 0	0/0	7	-3	-0.4	0	

JEFF BROHM QUARTERBACK

6-1 • 205 • 5TH YR. • LOUISVILLE

BORN: April 24, 1971 in Louisville, Ky.
HIGH SCHOOL: Trinity High School in Louisville, Ky.
RESIDES: Louisville, Ky.
ACQUIRED: Free Agent, 1999
PRO YEAR: 5th • **YEAR WITH BRONCOS:** 1st
NFL GAMES PLAYED/STARTED: 8/0 • **POSTSEASON:** 0/0



Jeff Brohm was brought in to help solidify the Broncos' quarterback situation and figures to challenge for a roster spot during the team's 1999 training camp. Brohm has played in eight professional games (no starts) and is now with his fourth NFL team, having spent time previously with San Diego, San Francisco and Tampa Bay. His career quarterback rating is 79.2.

1998: Brohm spent the 1998 season on injured reserve with Tampa Bay (right hand sprain), after being acquired from San Francisco.

1997: Brohm played in five games with San Francisco, completing 16 of 24 passes for 164 yards and throwing one interception. He replaced an injured Steve Young in the team's opener at Tampa Bay (8/31), but also had to leave with a hip pointer. He completed 10 of 13 passes for 99 yards before leaving the game. **1996:** Brohm played in three games with the 49ers, completing 21 of 34 passes for 189 yards and a touchdown. He led the Niners to a big road win at Houston (10/27) after Steve Young suffered a concussion, producing career highs in every offensive category with 176 yards on 19 of 30 passing, including a long of 49 yards. Brohm also ran nine times for 35 yards in the contest. He was inactive as the third QB in 13 games. Brohm made his NFL debut Sept. 8 against the Rams, but did not throw a pass. **1995:** Brohm spent the preseason in San Diego's training camp but was released before the season. He signed with the 49ers Dec. 6 and was inactive for the final three games of the season. **1994:** Brohm served as San Diego's third quarterback for the entire season as the Chargers advanced to the Super Bowl. San Diego signed him as a rookie free agent out of Louisville.

COLLEGE: Brohm, a native of Louisville, Ky., starred at the University of Louisville, where he was a two-year starter and ranks third on the Cardinals' career passing chart with 5,451 yards. He completed 402 of 715 passes with 38 touchdowns and 28 interceptions. Brohm was the team's MVP after each of his last two seasons and earned honorable mention All-America acclaim as a senior when he set school single-season records for passing yards (2,626), touchdowns passes (20) and completion percentage (60.8). He took over the starting role as a junior, completing 155 of 297 passes for 2,008 yards and nine touchdowns, while producing four come-from-behind wins on the season. Brohm was granted a medical redshirt by the NCAA after his first junior season in 1991 because of a broken leg suffered in the season's second game. He saw limited action during his freshman and sophomore seasons. Brohm was a business management major.

PERSONAL: Brohm was a former Mr. Football award winner in the state of Kentucky at Trinity High School in Louisville. He was all-state and High School Player of the Decade, and was nicknamed "The Messiah" when he chose to go to Louisville. Brohm also played two years (1990-91) as an outfielder in the Cleveland Indians' minor-league system. He earned a spot on the Athletic Director's academic Honor Roll at Louisville. Jeffrey Scott Brohm was born April 24, 1971 in Louisville, Ky.

BROHM'S REGULAR SEASON RECORD

		PASSING										
Year	Club	G	S	Att.	Comp.	Pct.	Yds.	TD	%	Int.	%	LG
1994	San Diego	0	0	0	0	0.0	0	0	0.0	0	0.0	0
1995	San Francisco	0	0	0	0	0.0	0	0	0.0	0	0.0	0
1996	San Francisco	3	0	34	21	61.8	189	1	2.9	0	0.0	49
1997	San Francisco	5	0	24	16	66.7	164	0	0.0	1	4.2	21
1998	Tampa Bay											
INJURED RESERVE (right hand sprain)												
CAREER TOTAL		8	0	58	37	63.8	353	1	1.7	1	1.7	49
		RUSHING										
Year	Club	No.	Yds.	Avg.	LG	TD	TD	TDr	TDp	TDrt	2pt	Pts.
1994	San Diego	0	0	0.0	0	0	0	0	0	0	0	0
1995	San Francisco	0	0	0.0	0	0	0	0	0	0	0	0
1996	San Francisco	16	43	2.7	22	0	0	0	0	0	0	0
1997	San Francisco	4	11	2.8	10	0	0	0	0	0	0	0
1998	Tampa Bay											
INJURED RESERVE (right hand sprain)												
CAREER TOTAL		20	54	2.7	22	0	0	0	0	0	0	0

BROHM'S SINGLE-GAME HIGHS

Most pass attempts — 30 at Houston, 10/27/96. **Most pass completions** — 19 at Houston, 10/27/96. **Most passing yards** — 176 at Houston, 10/27/96. **Most touchdown passes** — 1 at Houston, 10/27/96. **Most interceptions** — 1 at Kansas City, 11/30/97. **Longest pass completion** — 49 to Terry Kirby at Houston, 10/27/96.



CYRON BROWN DEF. TACKLE

6-5 • 275 • 2ND YR. • WESTERN ILLINOIS

BORN: June 28, 1975 in Chicago, Ill.**HIGH SCHOOL:** Lane Tech, Chicago, Ill.**RESIDES:** Lone Tree, Colo.**ACQUIRED:** Rookie Free Agent, 1998**PRO YEAR:** 2nd • YEAR WITH BRONCOS: 2nd**NFL GAMES PLAYED/STARTED:** 4/0

73

Cyron Brown made great strides during his rookie season of 1998 after joining the Broncos as an undrafted free agent out of Western Illinois. After bulking up considerably from a collegiate playing weight of 241 pounds, Brown hopes to maintain all the speed and athleticism on his 275-pound frame to make a big impact in his second NFL season. He played in four games last season, both on defense and special teams.

1998: Brown played in four games (vs. Dal., 9/13; at Oak., 9/20; at Miami, 12/21 and vs. Sea., 12/27) as a rookie, both on defense and special teams, and was inactive for the other 12. His appearance as a reserve defensive end vs. Dallas was the first of his NFL career. He saw his next action the following week at Oakland (9/20), and did not play again until Dec. 21 at Miami. Brown was declared inactive for all three postseason games. In the preseason Brown played in all four games and posted six tackles (4 solo), including one sack (-5), to go along with one pass defended, to win a roster spot as an undrafted free agent.

COLLEGE: Brown played just one season at Western Illinois (1997) after transferring from Illinois, but had a memorable year, finishing second on the team with 107 tackles (52 solo), including no fewer than six in every game. He played in 12 of the Leathernecks' 13 games and recorded 14 sacks, 39 tackles for loss (-183), seven pass breakups, two fumble recoveries, two forced fumbles and a blocked punt that was recovered for a touchdown. Brown, who had a sack in every game but one, recorded 28% of his tackles behind the line of scrimmage, and had a career-high three sacks in his collegiate finale vs. Div I-AA runner-up McNeese State (12/6) in a second-round playoff game. He was a Buck Buchanan Award Candidate. At Illinois (1993-96), Brown redshirted in 1993, then went on to record 61 stops (39 solo) — including six tackles for loss and four sacks — as a defensive lineman and linebacker during his Fighting Illini career. He was named the Bresee Award winner in 1994 for being the most improved defensive player during spring practice.

PERSONAL: A native of Chicago, Ill., Brown was all-state and team MVP in football, as well as all-city in basketball, at Lane Tech. He has a 5-year-old son, Darius DeAndre. Cyron DeAndre Brown was born June 28, 1975 in Chicago. He is single and makes his home in Lone Tree, Colo.

BROWN'S REGULAR SEASON RECORD

Year	Club	G	S	UT	A	TT	S-Yds.	I-Yds.	PD	FF	FR	TD-Int.	TD-FR	S	Pts.
1998	Denver	4	0	0	0	0	0-0	0-0	0	0	0	0	0	0	0



ERIC BROWN SAFETY

6-0 • 210 • 2ND YR. • MISSISSIPPI STATE

BORN: March 20, 1975 in San Antonio, Texas**HIGH SCHOOL:** Converse-Judson High School, San Antonio, Texas**RESIDES:** Denver, Colo.**ACQUIRED:** Draft #2 (61st overall), 1998**PRO YEAR:** 2nd • YEAR WITH BRONCOS: 2nd**NFL GAMES PLAYED/STARTED:** 11/10

26

Eric Brown stands poised in 1999 to regain the starting position in the Denver secondary that he relinquished over the latter part of 1998 because of a nagging groin injury. As a rookie, Brown played in 11 games and started 10, making 43 tackles (29 solo) and knocking down three passes. He earned All-Rookie acclaim from *Football*

News, Football Digest and *College & Pro Football Newsweekly*, after being selected by Denver in the second round (61st overall) of the 1998 draft.

1998: Brown — named to the all-rookie teams of *Football News*, *Football Digest* and *College & Pro Football Newsweekly* — started 10 games and played in 11 at strong safety, recording 43 tackles (29 solo), as well as three passes defended and a fumble recovery in his rookie season. He also had eight tackles on special teams, including a season-high 2 vs. Jacksonville (10/25). Brown played but did not start at Seattle (10/11), being replaced in the starting lineup by Tyrone Braxton as the Seahawks opened in a three-wide receiver set, and was then inactive for games 11-14 and 16 because of a groin injury suffered in practice 11/19. He returned to action at Miami (12/21), starting at strong safety, but came out in the second quarter when the injury flared up again, and was back on the inactive list (Fri.) for the season-finale vs. Seattle (12/27). Brown's Week 1 start vs. New England (9/7) was the first of his NFL career, as he became the second rookie defensive back to start for a defending Super Bowl champion, following Washington's Darrell Green, who did so in 1983. He recovered his first NFL fumble at Washington (9/27) in the fourth quarter to set up Denver's final touchdown in a 38-16 win. Brown turned in the high-tackle performance of his young career at Cincinnati (11/1), posting 10 (9 solo) to rank second on the team. Brown was declared inactive for all three postseason contests because of a groin injury that kept him out of five of the final six regular season games. In the preseason Brown played in all four games and started two (at St. Louis, 8/8, and at Tennessee, 8/29) at strong safety. He was inserted into the starting lineup on a full-time basis the week of the Tennessee game. Brown was impressive in compiling 16 tackles (15 solo), second-most on the team, and also recovered a fumble in the opener at St. Louis (8/8), as well as contributing a tackle on special teams.

COLLEGE: Brown was a two-year starter at Mississippi State, where he was named All-American by *The Poor Man's Guide* to the NFL Draft and earned All-Southeastern Conference second-team honors as a senior in 1997. For his career he made 102 tackles (77 solo), including six sacks (-50), and posted three interceptions (33 yds. in returns, 1 TD), eight passes defended, two forced fumbles and four fumble recoveries. Brown was a business information systems major at Mississippi State. He began his college career at Blinn College in Brenham, Texas, where he lettered twice as a strong safety and was the top-ranked junior college defensive back in the country.

PERSONAL: Brown was a standout defensive back at Converse-Judson High School in San Antonio, Texas, where he also lettered in track with a high-jump best of 7 feet, a long-jump best of 24 feet and triple-jump best of 50 feet. He was born Eric Jon Brown on March 20, 1975 in San Antonio, Texas. Eric and his wife, Donecia, make their home in Denver.

BROWN'S REGULAR SEASON RECORD

Year	Club	G	S	UT	A	TT	S-Yds.	I-Yds.	PD	FF	FR	TD-Int.	TD-FR	S	Pts.
1998	Denver	11	10	29	14	43	0-0	0-0	3	0	1	0	0	0	0

ADDITIONAL STATISTICS: Special teams tackles — 1998 (8).



GLENN CADREZ LINEBACKER

6-3 • 240 • 8TH YR. • HOUSTON

BORN: January 2, 1970 in El Centro, Calif.**HIGH SCHOOL:** Central Union High School, El Centro, Calif.**RESIDES:** El Centro, Calif.**ACQUIRED:** Free Agent, 1995**PRO YEAR:** 8th • YEAR WITH BRONCOS: 5th**NFL GAMES PLAYED/STARTED:** 107/22 • POSTSEASON: 8/3

59

Glenn Cadrez's career took a significant step forward in 1998 when he won the starting middle linebacker position in training camp and went on to finish second on the team in tackles. His play gave the Denver defense a spark as it successfully defended its World Championship and won its second straight Super Bowl, with Cadrez leading all Broncos defenders in the win over Atlanta with eight tackles (4 solo). A seven-year veteran, Cadrez has now played in 107 career games (22 starts) and made 180 tackles (118 solo), including six sacks (-23), as well as two passes defended, three forced fumbles and one fumble recovery. He came to the Broncos Sept. 27, 1995 after playing in the season-opener for the Jets. He had played under Broncos defensive coordinator Greg Robinson during his three-year stay in New York. Cadrez was originally a sixth-round pick (154th overall) by the Jets in 1992.

1998: Cadrez started at his new position of middle linebacker in 15 of the 16 games and ranked second on the team with a career-high 105 tackles (76 solo), including a career-high four sacks (-20), to go along with two passes defended, the first two interceptions of his career, three forced fumbles and four special teams tackles (high of 2 vs. K.C., 12/6). He did not start vs. Seattle in the season-finale (nickel package). His first sack since 1995 came at Washington (9/27) when he dropped Trent Green for an 8-yd. loss in the 4th qtr., which was followed the next week by a 2-yd. sack of Philadelphia's Bobby Hoyer. After posting the first two sacks of his career on back-to-back plays in a 1995 game vs. Jacksonville, (12/3) Cadrez went 38 games without a sack before posting two in a two-game span. He added his third sack vs. Jacksonville (10/25) with an 8-yd. sack of Mark Brunell in the 2nd qtr., and his fourth at San Diego (11/29) on Craig Whelihan (-2). Cadrez's first career interception came at Seattle in Week 6, when he plucked a John Friesz pass to halt a potential go-ahead drive by the Seahawks in the fourth quarter. Denver led 21-16 and Seattle had driven to the Broncos' 28-yd. line before Cadrez came up with the interception, which he returned 6 yds., to go along with a then-career-high 10 tackles (9 solo) to lead the team. He topped that effort with a team-leading 11 tackles (7 solo) three weeks later at Cincinnati (11/1), and then established a new career best by leading the club with 12 tackles (7 solo) in a 30-7 Broncos win at Kansas City (11/16) on Monday Night Football. Cadrez victimized Seattle again for his second career interception, snaring a Jon Kitna pass just before halftime in the season-finale (12/27).

Postseason: Cadrez started at middle linebacker in all three contests and tied for fourth on the team with 14 tackles (7 solo). He made his first career postseason start in the AFC Divisional Playoff Game vs. Miami (1/9) and posted two tackles (1 solo) with one pass defended, and then contributed four tackles (2 solo) in the AFC Championship Game vs. the Jets (1/17). Cadrez was Denver's leading tackler in Super Bowl XXXIII vs. Atlanta (1/31), posting eight (4 solo).

1997: Cadrez contributed at linebacker in all 16 games, making eight tackles (7 solo), and on special teams where he added six more and a forced fumble. His forced fumble came on the opening kickoff of the second half vs. Seattle (11/2), and was scooped up and returned six yards for a touchdown by Darrius Johnson. At Atlanta (9/28) he recorded one assisted tackle and one special teams stop in Denver's 29-21 victory. He also had two solo stops and a special teams tackle at Oakland (10/19) and followed that up with two solo tackles the next week at Buffalo. In the season-finale vs. San Diego (12/21) he made one solo tackle, and played on special teams. In the postseason Cadrez saw action at linebacker in all four games, making three tackles (2 solo), and also contributed on special teams. He had one assisted tackle at Pittsburgh and served as the "spy" on Steelers quarterback Kordell Stewart for most of the day, as Stewart only ran for 11 yards on two carries after his 33-yard touchdown in the first quarter. In Denver's 42-17 AFC Wild Card Playoff win over Jacksonville (12/21/97) Cadrez made two solo tackles and participated on special teams. **1996:** Cadrez saw action in all 16 regular season games, both as a linebacker and on special teams. He made 15 tackles (7 solo), including half a sack, on defense and six tackles on special teams. His most extensive action of the season came vs. San Diego (10/6) when he replaced an injured John Mobley and played nearly half the game at weakside linebacker. He also replaced Mobley for a significant portion of the game at Oakland (11/4) on Monday Night Football, making two tackles (one solo). He participated on special teams in Denver's lone postseason contest. **1995:** Cadrez, who had played in the season opener as a member of the New York Jets before being released Sept. 19, made his first professional start at left linebacker at New England (10/8) as a replacement for the injured Elijah Alexander. He took over that role full-time when Alexander was placed on injured reserve (11/22). Cadrez finished the season with 44 tackles (22 solo), two sacks and one fumble recovery on defense, and contributed two more tackles on special teams. Cadrez made his first appearance as a Bronco at Seattle (10/1), and started the following week at New England (10/8). He tore cartilage in his right knee during the latter contest, and underwent arthroscopic surgery Tuesday, Oct. 10. He was expected to miss two weeks, but did not return to action until Nov. 5 when the Broncos faced the Cardinals. Cadrez registered the first two sacks of his career on consecutive plays — third and fourth down — to thwart a late Jacksonville rally Dec. 3 in the Broncos' 31-23 win. He also made a key play in the fourth quarter of the Broncos' come-from-behind victory at Oakland in the season finale (12/24), recovering a fumble at Denver's 28-yard line with 3:52 remaining in the game and the score tied at 28-28. The recovery stalled the Raiders' potential game-winning drive, and set up the Broncos' own game-winning drive that culminated with a Jason Elam 37-yard field goal. **1994:** As a member of the New York Jets, Cadrez played in all 16 games, primarily on special teams, recording 11 special teams stops. **1993:** Cadrez played in all 16 games, recording 11 special teams tackles and six tackles as a backup linebacker. **1992:** As a rookie, Cadrez played in all 16 games, registering eight special teams tackles on the season. He was a sixth-round pick (154th overall) by the Jets in 1992.

COLLEGE: Cadrez played collegiately at the University of Houston from 1990-91, where he earned All-Southwest Conference honors as a senior in 1991 when he led the Cougars with 12 sacks as a defensive end. For the season he recorded 63 tackles, one forced fumble and 14 tackles for loss. Cadrez transferred to Houston from Chaffey Junior College, where he led the team in tackles and sacks both seasons he was there.

PERSONAL: Cadrez is a native of El Centro, Calif., where he attended Central Union High School and was an all-league selection in football. He and his wife, Betsy, and their two daughters, make their home in El Centro. Cadrez opened a restaurant in his hometown last year. Glenn E. Cadrez was born January 2, 1970.

CADREZ'S REGULAR SEASON RECORD

Year	Club	G	S	UT	A	TT	S-Yds.	I-Yds.	PD	FF	FR	TD-Int.	TD-FR	S	Pts.
1992	NY Jets	16	0	1	0	1	0-0	0-0	0	0	0	0	0	0	0
1993	NY Jets	16	0	5	1	6	0-0	0-0	0	0	0	0	0	0	0
1994	NY Jets	16	0	0	1	1	0-0	0-0	0	0	0	0	0	0	0
1995	NYJ/Denver	11	7	22	22	44	2-3	0-0	0	0	1	0	0	0	0
1996	Denver	16	0	7	8	15	0-0	0-0	0	0	0	0	0	0	0
1997	Denver	16	0	7	1	8	0-0	0-0	0	0	0	0	0	0	0
1998	Denver	16	15	76	29	105	4-20	2-11	2	3	0	0	0	0	0
CAREER TOTAL		107	22	118	62	180	6-23	2-11	2	3	1	0	0	0	0

ADDITIONAL STATISTICS: Special teams tackles — 1992 (8), 1993 (11), 1994 (11), 1995 (3), 1996 (6), 1997 (6), 1998 (4), TOTAL (49).

CADREZ'S POSTSEASON RECORD

Year	Club	G	S	UT	A	TT	S-Yds.	I-Yds.	PD	FF	FR	TD-Int.	TD-FR	S	Pts.
1996	Denver	1	0	0	0	0	0-0	0-0	0	0	0	0	0	0	0
1997	Denver	4	0	2	1	3	0-0	0-0	0	0	0	0	0	0	0
1998	Denver	3	3	7	7	14	0-0	0-0	1	0	0	0	0	0	0
CAREER TOTAL		8	3	9	8	17	0-0	0-0	1	0	0	0	0	0	0



DWAYNE CARSWELL TIGHT END

6-3 • 260 • 6TH YR. • LIBERTY

BORN: January 18, 1972 in Jacksonville, Fla.
HIGH SCHOOL: University Christian High School, Jacksonville, Fla.
RESIDES: Aurora, Colo.
ACQUIRED: Rookie Free Agent, 1994
PRO YEAR: 6th • **YEAR WITH BRONCOS:** 6th
NFL GAMES PLAYED/STARTED: 61/7 • **POSTSEASON:** 8/1

89

Dwayne Carswell continues to be one of the most valuable backups on the Broncos' roster, spelling All-Pro tight end Shannon Sharpe as well as providing outstanding special teams play throughout his five-year career. Carswell has played in 61 career games (seven starts), catching 34 passes for 269 yards (7.9) with a long of 24 yards and one touchdown, while making 29 special teams tackles. He has also played in eight postseason games, in which he has caught five passes for 55 yards (11.0) with a long of 26 and made one special teams tackle. Carswell began his career with the Broncos in 1994 as a rookie free agent from Liberty University.

1998: Carswell played in all 16 games as the second tight end and caught four passes for 51 yds. (12.8) with a long of 15, as well as on special teams, where he made 10 tackles and forced a fumble (at K.C., 11/16). He started at Seattle (10/11) when the Broncos opened in a two-tight end alignment. **Postseason:** Carswell saw action as the second tight end and on special teams in all three games and caught one pass for 7 yds., while making one special teams tackle. The pass reception came in the AFC Championship Game vs. the Jets (1/17/99), while the special teams tackle came in the AFC Divisional Playoff Game vs. Miami (1/9).

1997: Carswell contributed in a reserve role at tight end and on special teams in all 16 games, and made two starts as Denver opened the game in a two-tight end set at Buffalo (10/26) and Kansas City (11/16). For the year he recorded 12 receptions for 96 yards (8.0), and scored his first career touchdown on a career-best 24-yard reception from John Elway vs. St. Louis (9/14). In that game Carswell tied his career high for receptions (4), and set a new career high for receiving yards (47). He also injured tissue on the top of his left foot during the St. Louis game and was held out of practice the following week, but did not miss a game. Carswell made 12 special teams tackles on the season, and recovered a fumble on a kickoff at Buffalo (10/26). He was named the Broncos'

special teams captain at midseason, joining offensive captains John Elway and Terrell Davis and defensive captains Steve Atwater and Bill Romanowski. In the postseason Carswell saw action at tight end in all four postseason games and caught two passes for 30 yards (15.0) with a long of 26, while also contributing one tackle on special teams. In Denver's 31-24 victory in Super Bowl XXXII vs. Green Bay (1/25/98) Carswell caught one pass for four yards, and also contributed on special teams. His other postseason grab, a 26-yarder, came in Denver's 14-10 AFC Divisional Playoff win at Kansas City (1/4/98). **1996:** Carswell saw action in all 16 regular season games and started one at tight end in place of Shannon Sharpe (at San Diego, 12/22). Most of his action during the regular season came on special teams and as the second tight end on offense. For the season he caught 15 passes for 85 yards, and made five special teams tackles according to unofficial press box statistics. He caught a career-high four passes (16 yards) vs. Oakland (12/15) in the Broncos' 24-19 victory, and later started at tight end in place of Shannon Sharpe (ankle) at San Diego (12/22) in Denver's regular season finale and caught three passes for 24 yards. Carswell started as the second tight end for Denver against the Chargers on Oct. 6, as the Broncos opened the game in a two-tight end set. He caught a three-yard pass and made one special teams tackle. He also saw plenty of action at tight end in Denver's regular season opener against the Jets, as Shannon Sharpe was nursing a slightly sprained ankle. In Denver's AFC Divisional Playoff vs. Jacksonville, Carswell saw action as the backup tight end, catching two passes for 18 yards with a long of 10, and also contributed on special teams in his first career postseason game. **1995:** Carswell was declared inactive for seven of the Broncos' first 13 games, before making his first career start against Seattle Dec. 10. He replaced the injured Shannon Sharpe (eye) and Jerry Evans (knee) in the starting lineup, and did so again the following week at Kansas City (12/17) when he caught two passes for 32 yards, including a career-best 23-yarder. He sprained his ankle on the second play of the game, but played through it. For the year, Carswell caught three passes for 37 yards and made two special teams tackles. His first action of the season came at Seattle (10/1) when he played on special teams, and he made his first appearance on offense versus Arizona (11/5). Carswell's first career start came Dec. 10 against Seattle when he caught his first career pass, a five-yarder from John Elway in the second quarter. He was inactive for the first four games of the season. **1994:** Carswell spent the first 11 weeks of the season on the practice squad before being moved to the active roster during the week of the Cincinnati game (11/27). He played on special teams during that game, and then saw his first duty at tight end the following week at Kansas City (12/4). Carswell again saw action in the following two games, recovering a fumble against the Raiders (12/11), but was inactive in the season finale against New Orleans (12/24).

COLLEGE: Carswell finished his career at Liberty with 65 receptions for 511 yards and two touchdowns, and posted senior-year totals of 32 receptions for 259 yards in 1993. He also played in the Flames' offensive backfield for two seasons, finishing 1991 with 435 yards rushing and five touchdowns. Carswell was coached at Liberty by former Cleveland Browns' head coach Sam Rutigliano.

PERSONAL: Carswell, a native of Jacksonville, Fla., earned all-state honors as a junior and senior at Temple and University Christian High Schools. He was named second-team all-state as a sophomore at Temple, and also earned all-conference, all-district and all-county honors during his high school career as a safety, running back and wide receiver. He and his wife Tamara make their home in Aurora, Colo., with their daughters, Ashley and Aaron.

CARSWELL'S REGULAR SEASON RECORD

Year	Club	RECEIVING					SCORING					2pt.	Pts.
		G	S	No.	Yds.	Avg.	LG	TD	TD	TD	TD		
1994	Denver	4	0	0	0	0.0	0	0	0	0	0	0	0
1995	Denver	9	2	3	37	12.3	23	0	0	0	0	0	0
1996	Denver	16	2	15	85	5.7	11	0	0	0	0	0	0
1997	Denver	16	2	12	96	8.0	24	1	1	0	1	0	6
1998	Denver	16	1	4	51	12.8	15	0	0	0	0	0	0
CAREER TOTAL		61	7	34	269	7.9	24	1	1	0	1	0	6

ADDITIONAL STATISTICS: Recovered one fumble, 1994. Forced a fumble on special teams, 1998. Special teams tackles — 1994 (0), 1995 (2), 1996 (5), 1997 (12), 1998 (10), TOTAL (29).

CARSWELL'S POSTSEASON RECORD

Year	Club	RECEIVING					SCORING					2pt.	Pts.
		G	S	No.	Yds.	Avg.	LG	TD	TD	TD	TD		
1996	Denver	1	0	2	18	9.0	10	0	0	0	0	0	0
1997	Denver	4	0	2	30	15.0	26	0	0	0	0	0	0
1998	Denver	3	1	1	7	7.0	7	0	0	0	0	0	0
CAREER TOTAL		8	1	5	55	11.0	26	0	0	0	0	0	0

ADDITIONAL STATISTICS: Special teams tackles — 1997 (1), 1998 (1), TOTAL (2).

CARSWELL'S SINGLE-GAME HIGHS

(Postseason in parenthesis)

Most receptions — 4 vs. St. Louis, 9/14/97 and vs. Oakland, 12/15/96 (2 vs. Jacksonville, 1/4/97). **Most receiving yards** — 47 vs. St. Louis, 9/14/97 (26 at Kansas City, 1/4/98). **Most TD Receptions** — 1 vs. St. Louis, 9/14/97. **Longest Reception** — 24 yds. (TD) vs. St. Louis, 9/14/97 (26 yds. at Kansas City, 1/4/98).



DALE CARTER

CORNERBACK

6-1 • 188 • 8TH YR. • TENNESSEE

BORN: November 28, 1969 in Covington, Ga.

HIGH SCHOOL: Newton County High School, Covington, Ga.

RESIDES: Covington, Ga.

ACQUIRED: Unrestricted Free Agent, 1999

PRO YEAR: 8th • **YEAR WITH BRONCOS:** 1st

NFL GAMES PLAYED/STARTED: 104/88 • **POSTSEASON:** 4/3

40

The addition of Dale Carter to the Broncos' secondary in 1999 gives Denver a tremendous 1-2 punch at the cornerback position along with Ray Crockett, and solidifies the Broncos' standing among the top defensive units in the NFL. Carter's aggressive style of play and outstanding speed have given him the reputation of being one of the top cornerbacks in pro football today. Carter has played in 104 regular season games (88 starts), all with Kansas City, and recorded 21 interceptions (one touchdown), 473 tackles (330 solo), five forced fumbles, two fumble recoveries and 97 passes defended. He has participated in four postseason games. Carter is one of only two active players (Deion Sanders) to score touchdowns on a punt return, interception return and as a wide receiver during his career. He was Kansas City's first-round draft choice (20th overall) in 1992 and played seven seasons with the Chiefs.

1998: Carter played in 11 games (nine starts) at left cornerback for the Kansas City Chiefs, producing 54 tackles (34 solo) and two interceptions (23 return yds.). He registered a team-high 10 tackles (eight solo) and one pass defended vs. Oakland (9/6). He did not start the following week at Jacksonville (9/13) because of a foot injury, but recorded two tackles (one solo). Carter picked off a Ryan Leaf pass (23 yd. return) vs. San Diego (9/20), in addition to tallying one quarterback pressure and six tackles (two solo). His other interception came vs. Seattle (John Friesz) Oct. 4, along with a forced fumble, four tackles (two solo) and one pass defended. Carter suffered a right knee sprain at New England (10/11) and left the game after making three solo tackles. He started at left cornerback vs. the N.Y. Jets (11/1), but suffered an injury to his left forearm in the first quarter and did not return. Carter was listed as inactive with a left forearm injury at Seattle (11/8), vs. Denver (11/16) and at San Diego (11/22), then returned to action in a reserve role vs. Arizona (11/29) and totaled five tackles (four solo) with one pass breakup. At Denver (12/6) he started at left cornerback for the first time since the Jets game and racked up six tackles (five solo). Carter closed the season on the inactive list (forearm) for the final two games, at the N.Y. Giants (12/20) and at Oakland (12/26).

1997: Carter started in 15 of 16 games for the Chiefs, registering 77 tackles (55 solo), two interceptions (9 yards) and nine passes defended. He earned Pro Bowl honors for the fourth consecutive season — his third straight trip as a starter — and received first-team All-AFC accolades from *Pro Football Weekly* and *Football News*. In the postseason, Carter started and tallied four tackles against Denver (1/4/98) in an AFC Divisional game. **1996:** Carter earned a Pro Bowl nod for the third straight season, starting 14 of 16 games. He missed the season's final two games with a left knee sprain, but still paced the club with a career-high 21 passes defended and added three interceptions (17 yards), as well as two forced fumbles and a fumble recovery. He ranked fifth on the team with 65 tackles (55 solo). Carter was an All-Pro pick by *The Sporting News*, a second-team All-Pro selection by AP and a first-team All-AFC selection by UPI. He also merited a spot on the All-AFC team of *Football News*. Carter had the second rushing attempt of his career against Minnesota (11/3). **1995:** Carter played in all 16 games, starting 14, and was selected to the AFC Pro Bowl squad for the second straight year, his first as a starter. He was a first-team All-NFL choice by *USA Today*, received second-team All-NFL honors from AP and *College & Pro Football Newsweekly* and was named first-team All-AFC by *Pro Football Weekly*. Carter led the team with four interceptions (134 yards) and posted 16 passes defended to top the club for the fourth straight year. He posted 70 tackles (54 solo) and had nine stops on punt returns. Carter did not start in the season-opener at Seattle (9/3). He recorded all four of his interceptions in a three-game stretch

from Oct. 15-Nov. 5 (one vs. New England, two vs. Denver, one vs. Washington). Carter started the club's lone playoff contest vs. Indianapolis (1/7/96) and had one tackle and a pass deflection. **1994:** Carter started all 16 games and earned his first Pro Bowl trip after another stellar season, finishing third on the team with 94 tackles. He picked off two passes, deflected 15 others and returned 16 punts for a 7.8 avg., including a 42-yarder vs. Seattle (11/27). Carter's interceptions came against Cleveland (11/20) and Atlanta (9/18), the latter of which broke Jeff George's streak of 279 passes without an interception. **1993:** Carter played in 15 games (11 starts) and finished eighth on the club with 58 tackles (43 solo), while also posting 12 pass deflections (second on team), one interception (against Buffalo, 11/28) and a forced fumble. He also returned 27 punts for a 9.1 avg. (sixth in AFC), blocked a PAT and made 10 coverage tackles (fourth on team). He missed the season finale and all three playoff games after suffering a broken forearm at Minnesota (12/26). Carter moved to right cornerback after starting the first three games at left corner for Albert Lewis, who was also out with a broken forearm. Carter was a backup in games 4-7. He had his first pro carry on a reverse against Buffalo. **1992:** Carter played in all 16 games (nine starts) and won the Bert Bell trophy as the NFL Rookie of the Year. He was also named NFL Rookie of the Year by the Pro Football Writers of America and earned NFL Defensive Rookie of the Year honors from AP, *Pro Football Weekly* and *College & Pro Football Newsweekly* (co-winner). UPI named him their top rookie choice, and he was a consensus member of the various all-rookie teams. Carter was also a first-team selection as a punt returner by UPI. He scored a touchdown the very first time he touched a ball in an NFL game by scoring on a 46-yard punt return against San Diego (9/6). Carter also had a career-high 86-yard punt return for a score against Seattle (11/22), the second-longest in team history. His seven picks (tied for third in NFL) were the second-most ever by a Chiefs rookie, topped only by Bobby Hunt's eight in 1962. Carter was a first round (20th overall) selection by the Chiefs out of Tennessee.

COLLEGE: Carter was a standout free safety and return man at Tennessee, earning first-team All-America honors as a senior. He played just two seasons of major college ball after transferring from Ellsworth Community College in Iowa Falls, Iowa. As a two-year starter for the Vols, Carter posted 108 tackles (84 solo), nine interceptions and 10 pass deflections, while averaging 27.7 yards on 44 kick returns and 9.9 yards on 53 punt returns. He scored a touchdown on a kick return and an interception return. As a senior, Carter was an honorable mention All-America choice by AP, Football Writers Association, *Football News* and Walter Camp, and was a consensus All-SEC pick as well as a finalist for the Thorpe award, given to the nation's finest defensive back. He led the Vols secondary with 50 tackles (41 solo) and four interceptions. In his junior year, Carter was a first-team All-America choice by *The Sporting News* and second-team by AP as a kick returner, leading the nation with a 29.8 average (17 returns for 507 yards). He also averaged 13.1 yards per punt return (29 punts for 381 yards) and recorded 58 tackles (43 solo) and five interceptions (second in SEC). He was a two-time first-team All-American at Ellsworth Community College, setting a school career record with 17 interceptions (11 as a freshman) while returning six kicks for scores.

PERSONAL: Carter was a standout wide receiver and kick returner at Newton County High School in Covington, Ga., his hometown. He led the team to a 10-1 record as a senior, returning a punt or kickoff for a touchdown in every contest that year. His older brother, Jake Reed, is a wide receiver for the Minnesota Vikings. Dale Lavelle Carter was born Nov. 28, 1969 in Covington, Ga. He is single and resides in Covington.

CARTER'S REGULAR SEASON RECORD

Year	Club	G	S	UT	A	TT	S-Yds.	I-Yds.	PD	FF	FR	TD-Int.	S	Pts.
1992	Kan. City	16	9	39	16	55	0-0	7-65	15	0	0	2	0	12
1993	Kan. City	15	11	43	15	58	0-0	1-0	12	1	0	0	0	0
1994	Kan. City	16	16	50	44	94	0-0	2-24	15	1	0	0	0	0
1995	Kan. City	16	14	54	16	70	0-0	4-45	16	0	1	0	0	0
1996	Kan. City	14	14	55	10	65	0-0	3-17	21	2	1	0	0	0
1997	Kan. City	16	15	55	22	77	0-0	2-9	9	0	0	0	0	0
1998	Kan. City	11	9	34	20	54	0-0	2-23	9	1	0	0	0	0
CAREER TOTAL		104	88	330	143	473	0-0	21-183	97	5	2	2	0	12

PUNT RETURNS

Year	Club	No.	Yds.	Avg.	LG	TD
1992	Kan. City	38	398	10.5	86	2
1993	Kan. City	27	247	9.1	30	0
1994	Kan. City	16	124	7.8	42	0
1995	Kan. City	0	0	0.0	—	0
1996	Kan. City	2	18	9.0	15	0
1997	Kan. City	0	0	0.0	—	0
1998	Kan. City	0	0	0.0	—	0
CAREER TOTAL		83	787	9.5	86	2

KICKOFF RETURNS

Year	Club	No.	Yds.	Avg.	LG	TD
1992	Kan. City	11	190	17.3	39	0
1993	Kan. City	0	0	0.0	—	0
1994	Kan. City	0	0	0.0	—	0
1995	Kan. City	0	0	0.0	—	0
1996	Kan. City	0	0	0.0	—	0
1997	Kan. City	0	0	0.0	—	0
1998	Kan. City	0	0	0.0	—	0
CAREER TOTAL		11	190	17.3	39	0

ADDITIONAL STATISTICS: Caught six passes for 89 yds. (14.8) with a 46-yd. TD in 1996. Has rushed twice for five yards (1-2 vs. Buffalo, 11/28/93 and 1-3 vs. Minnesota, 11/3/96). Special Teams Tackles: 1992 (13), 1993 (10), 1994 (2), 1995 (9), 1996 (1), 1997 (5), 1998 (0), TOTAL (40).

CARTER'S POSTSEASON RECORD

Year	Club	G	S	UT	A	TT	S-Yds.	I-Yds.	PD	FF	FR	TD-Int.	S	Pts.
1992	Kan. City	1	0	1	0	1	0-0	0-0	0	0	0	0	0	0
1994	Kan. City	1	1	5	0	5	0-0	0-0	0	0	0	0	0	0
1995	Kan. City	1	1	1	0	1	0-0	0-0	1	0	0	0	0	0
1997	Kan. City	1	1	4	0	4	0-0	0-0	0	0	0	0	0	0
CAREER TOTAL		4	3	11	0	11	0-0	0-0	11	0	0	0	0	0

ADDITIONAL STATISTICS: Has returned two punts for 8 yds. (4.0) with a long of 7 (1-1 in 1992; 1-7 in 1994). Has returned one kickoff for 5 yds. (1992).

CARTER'S SINGLE-GAME HIGHS

Most tackles — 14 (seven solo) at Atlanta (9/18/94); **Most passes defended** — 4 at Atlanta (9/18/94); **Most interceptions** — 2 at Denver (10/22/95); **Most interception return yards** — 36 vs. Denver (12/27/92); **Most interception return touchdowns** — 1 vs. Denver (12/27/92); **Most punt returns** — 5 vs. Denver (12/27/92) and at Tampa Bay (9/5/93); **Most punt return yards** — 100 at Seattle (11/22/92); **Longest punt return** — 86 at Seattle (11/22/92); **Most punt return touchdowns** — 1 at San Diego (9/6/92) and at Seattle (11/22/92); **Most receptions** — 3 at Seattle (9/15/96); **Most receiving yards** — 61 at Seattle (9/15/96); **Longest reception** — 46 at Seattle (9/15/96); **Most receiving touchdowns** — 1 at Seattle (9/15/96).



BYRON CHAMBERLAIN TIGHT END

6-1 • 242 • 5TH YR. • WAYNE STATE

BORN: October 17, 1971 in Honolulu, Hawaii
HIGH SCHOOL: Eastern Hills High School, Ft. Worth, Texas
RESIDES: Englewood, Colo.
ACQUIRED: Draft #7b (222nd overall), 1995
PRO YEAR: 5th • **YEAR WITH BRONCOS:** 5th
NFL GAMES PLAYED/STARTED: 42/0 • **POSTSEASON:** 7/0

86

Byron Chamberlain continued to grow in his backup tight end position in 1998, and with Shannon Sharpe and Dwayne Carswell gives Denver the strongest and deepest tight end corps in the NFL. That depth has kept Chamberlain from posting big numbers, but his contributions to Denver's offense and special teams have played an integral role in the club's back-to-back Super Bowl wins. That was never more evident than in Super Bowl XXXIII last January, when he helped pick up the slack after Sharpe left the game with an injury, catching three passes for 29 yards and recovering two Atlanta on-side kicks. Now in his fifth year, Chamberlain has played in 42 games and caught 18 passes for 193 yards (10.7) with a long of 17. He has also appeared in seven postseason games and caught five passes for 55 yards (11.0) with a long of 16. Chamberlain was drafted by the Broncos in the seventh round (222nd overall) in 1995 out of Wayne State, and is in his fifth year with the club. He spent the 1996 World League season with the Rhein Fire, and led the league with 58 receptions for 685 yards (11.8) and a league-leading eight touchdowns.

1998: Chamberlain saw action at tight end and on special teams in all 16 games and caught three passes for 35 yards (11.7) with a long of 16, while making five special teams tackles. He caught a pass in each of the first two games, for 7 yds. vs. New England (9/7) and 12 yds. vs. Dallas (9/13), and waited until the season-finale vs. Seattle (12/27) to add another, for a season-long 16 yds. **Postseason:** Chamberlain played in all three games and caught five passes for 55 yards (11.0) with a long of 16. His first two postseason receptions (for 26 yds.) came in the AFC Championship Game vs. the Jets (1/31), including the aforementioned 16-yarder. Chamberlain stepped in for an injured Shannon Sharpe (knee) in the second quarter of Super Bowl XXXIII vs. Atlanta (1/31) and came through with three receptions for 29 yds. and a long of 13. He also recovered two Atlanta on-side kicks in the 4th qtr. to help seal Denver's 34-19 win.

1997: Chamberlain saw action in 10 of the 16 games as a reserve tight end and special teams performer, and caught two passes for 18 yards (9.0), with a long of 9, both coming against St. Louis on Sept. 14 in a 35-14 Broncos victory. He also returned one kickoff for 13 yards (at Kansas City, 11/16). Chamberlain was inactive at Atlanta (9/28), vs. New England (10/6), vs. Seattle (11/2), at San Francisco (12/15) and vs. San Diego (12/21), and was active but did not play at Pittsburgh (12/7). He returned a kickoff for 13 yards at Kansas City (11/16/97). His fumble at the end of the return was recovered by teammate Vaughn Hebron. In the postseason Chamberlain appeared in three of the four games at tight end and on special teams (exception was Super Bowl XXXII), **1996:**

Chamberlain saw action in 11 regular season games on special teams and at tight end, and caught 12 passes for 129 yards (10.8). He also returned three kickoffs for 49 (16.3) yards and made one special teams tackle. Chamberlain was inactive for the first three games while recovering from a ruptured tendon in his left ring finger. He returned to practice Sept. 18 after missing six weeks, then saw his first game action of the season at Kansas City (9/22). On Oct. 6 vs. San Diego, Chamberlain established a new career high with two receptions for 18 yards, including his first of the year — a 12-yarder on which he put a nice spin move on two San Diego defenders to gain several extra yards. His longest career reception was a 17-yarder vs. Seattle (12/1). Chamberlain set career highs in both receptions (5) and receiving yards (61) vs. Oakland (12/15). On Dec. 22 at San Diego, Chamberlain saw action at tight end, making three catches for 22 yards. In the AFC Divisional Playoffs vs. Jacksonville (1/4/97), he saw action on offense and also contributed on special teams, returning one kickoff for 15 yards. **1995:** Chamberlain was signed to the active roster Nov. 24 after spending the first 11 games of the season on the practice squad. His first professional game came at Houston (11/26). Chamberlain was elevated to the second-string tight end position for the final three games of the season while Shannon Sharpe was out with an eye injury and Jerry Evans was placed on injured reserve with a knee injury. For the season, Chamberlain caught one pass for 11 yards (at Oak., 12/24) and had two special teams tackles. The reception, from John Elway, came during Denver's game-tying drive in the fourth quarter, as the Broncos went on to win 31-28.

COLLEGE: Chamberlain set a school record for receptions at Wayne State with 161, and ranks third on the all-time list for receiving yards with 1,941. He began his college career at Missouri, where he was an All-Big Eight Conference honorable mention selection in 1991. Chamberlain started all 10 games as a senior at Wayne State in 1994, registering a school-record 83 catches for 926 yards (11.2 avg.), and seven touchdowns. He also rushed seven times for 100 yards (14.3) and one touchdown. Chamberlain was a Division II first-team All-America choice by The Poor Man's Guide to the NFL Draft. Chamberlain sat out the 1992 season following his transfer from Missouri where he had spent three seasons. He played in every game as a freshman in 1989, catching three balls for 92 yards (30.7) and one touchdown, before redshirting in 1990 and then returning for his sophomore season in 1991 when he earned All-Big Eight honorable mention. Chamberlain was a sports management major at Wayne State.

PERSONAL: Chamberlain was a third-team all-state selection as a wide receiver at Eastern Hills High School in Fort Worth, Texas. He was also an all-district and All-Tarrant County first-team choice. He caught 34 passes for 645 yards (19.0 avg.) and seven touchdowns, adding 216 yards rushing with a pair of scores on 13 carries as a senior. He had 70 receptions for 1,390 yards (19.9) and 15 touchdowns during his career. Byron also lettered twice in track and three times in baseball. His sister Dhana, was the district champ in the triple jump at Eastern Hills in 1987. Chamberlain was born Oct. 17, 1971 in Honolulu, Hawaii. He makes his home in Englewood, Colo.

CHAMBERLAIN'S REGULAR SEASON RECORD

Year	Club	RECEIVING							SCORING						
		G	S	No.	Yds.	Avg.	LG	TD	TD	TDr	TDp	TDrt	2pt.	Pts.	
1995	Denver	5	0	1	11	11.0	11	0	0	0	0	0	0	0	
1996	Denver	11	0	12	129	10.8	17	0	0	0	0	0	0	0	
1997	Denver	10	0	2	18	9.0	9	0	0	0	0	0	0	0	
1998	Denver	16	0	3	35	11.7	16	0	0	0	0	0	0	0	
CAREER TOTAL		42	0	18	193	10.7	17	0	0	0	0	0	0	0	

ADDITIONAL STATISTICS: Returned three kickoffs for 49 yards (16.3) with a long of 21 yards, 1996. Returned one kickoff for 13 yards, 1997. Total: 4-62 (15.5), with a long of 21. Special teams tackles — 1995 (2), 1996 (1), 1997 (0), 1998 (5), TOTAL (8).

CHAMBERLAIN'S POSTSEASON RECORD

Year	Club	RECEIVING							SCORING						
		G	S	No.	Yds.	Avg.	LG	TD	TD	TDr	TDp	TDrt	2pt.	Pts.	
1996	Denver	1	0	0	0	0.0	0	0	0	0	0	0	0	0	
1997	Denver	3	0	0	0	0.0	0	0	0	0	0	0	0	0	
1998	Denver	3	0	5	55	11.0	16	0	0	0	0	0	0	0	
CAREER TOTAL		7	0	5	55	11.0	16	0	0	0	0	0	0	0	

ADDITIONAL STATISTICS: Returned one kickoff for 15 yards, 1996. Returned one kickoff for 2 yards, 1998. Total: 2-17 (8.5), with a long of 15.

CHAMBERLAIN'S SINGLE-GAME HIGHS

(Postseason in parenthesis)

Most receptions — 5 vs. Oakland, 12/15/96 (3 vs. Atlanta, 1/31/99). **Most receiving yards** — 61 vs. Oakland, 12/15/96 (29 vs. Atlanta, 1/31/99). **Longest Reception** — 17 vs. Seattle, 12/1/96 (16 vs. N.Y. Jets, 1/17/99). **Longest Kickoff Return** — 21 at Green Bay, 12/8/96 (15 vs. Jacksonville, 1/4/97).



RYAN CHRISTOPHERSON FULLBACK

5-II • 246 • 3RD YR. • WYOMING

BORN: July 26, 1972 in Sioux Falls, S.D.
HIGH SCHOOL: Cactus High School, Glendale, Ariz.
RESIDES: Parker, Colo.
ACQUIRED: Free Agent, 1998
PRO YEAR: 3rd • YEAR WITH BRONCOS: 1st
NFL GAMES PLAYED/STARTED: 19/0

46

Ryan Christopherson is back in Broncos training camp in 1999 after spending the 1998 season out of football. The former University of Wyoming star returned to the Rocky Mountain Region last year by signing with the Broncos in the offseason, but was waived at the end of training camp. He had spent his first two NFL seasons with Jacksonville and Arizona, and was out of football in 1997 after being waived by Arizona. Christopherson has played in 19 career games and carried the ball 16 times for 16 yards with a long of 11 and one touchdown, and caught one pass for -1 yard, all with Jacksonville in his rookie season of 1995. He was drafted by the Jaguars in the fifth round (No. 169 overall), the 12th running back selected overall in '95.

1998: Christopherson was out of football after going through training camp with the Broncos. He was signed to a future contract Jan. 12 and waived Aug. 25.

1997: Christopherson went through training camp with the Cardinals before being waived Aug. 19. **1996:** Christopherson played in two games with Jacksonville before being waived Sept. 24 and signing with Arizona six days later. He played in seven games for the Cardinals, primarily on special teams, and made four tackles. **1995:** Christopherson was drafted by Jacksonville in 1995 (Rd. 5/No. 169) and played in 11 games for the Jaguars season, rushing 16 times for 16 yards (1.0) with a long of 11 yards and a touchdown, while catching one pass for -1 yard. He earned the distinction of becoming the first player in Jaguars franchise history to score a rushing touchdown with his one-yard plunge in a 17-16 win over Houston (Oct. 1), the franchise's first ever regular season victory. He converted four of his eight third-down opportunities on the season, and also tied for third on the team with 11 special teams tackles. He was the team's leading scorer in the preseason with 18 points. Christopherson was selected along with WR Curtis Marsh on choices obtained from Philadelphia in exchange for the Jaguars' sixth (208th overall) and two seventh-round (210 and 248 overall) selections. He was the 12th running back drafted in 1995.

COLLEGE: Christopherson was a two-time academic All-America selection at Wyoming where he set school records for rushing attempts (585) and yards (2,906 yards), and established single-season records with 303 carries for 1,455 yards and 10 touchdowns as a senior. He also caught 10 passes for 105 yards and posted eight 100-yard rushing games. Christopherson owns a degree in business administration, completing his course work at the University of North Florida.

PERSONAL: Christopherson was an All-Arizona prep star at Cactus High School in Glendale, Ariz., where he rushed for 1,622 yards and 20 touchdowns as a senior. He also earned All-Arizona recognition in basketball and baseball. Ryan and his wife, Rebecca, reside in Parker, Colo. Ryan Ray Christopherson was born July 26, 1972 in Sioux Falls, S.D.

CHRISTOPHERSON'S REGULAR SEASON RECORD

Year	Club	RUSHING							RECEIVING					SCORING						
		G	S	No.	Yds.	Avg.	LG	TD	No.	Yds.	Avg.	LG	TD	TD	TDr	TDp	TDrt	2pt	Pts.	
1995	Jacksonville	11	0	16	16	1.0	11	1	1	-1	-1.0	-1	0	1	1	0	0	0	6	
1996	Jax. (2)	8	0	0	0	0.0	-	0	0	0	0.0	0	0	0	0	0	0	0	0	
	Arizona (6)																			
OUT OF FOOTBALL																				
OUT OF FOOTBALL																				
1997																				
1998																				
CAREER TOTAL		19	0	16	16	1.0	11	0	1	-1	-1.0	-1	0	1	1	0	0	0	6	

ADDITIONAL STATISTICS: Special Teams Tackles — 1995 (11), 1996 (4), TOTAL (15).



CHUCK CLEMENTS QUARTERBACK

6-3 • 211 • 2ND YR. • HOUSTON

BORN: September 29, 1973 in Kingsville, Texas
HIGH SCHOOL: Huntsville High School, Huntsville, Texas
RESIDES: Huntsville, Texas
ACQUIRED: Free Agent, 1999
PRO YEAR: 2nd • **YEAR WITH BRONCOS:** 1st
NFL GAMES PLAYED/STARTED: 1/0

9

Chuck Clements is a young, developing quarterback who further honed his skills this past spring in the NFL Europe League with the Berlin Thunder. He has played in one NFL game, as a member of the New York Jets in 1997.

1998: Clements spent a month on Philadelphia's practice squad (11/5-12/7) after being waived by the Jets Aug. 22.

1997: Clements was the Jets' third quarterback in the team's season-opening win at Seattle. He entered the game late in the fourth quarter to help run the clock out on a 41-3 victory. Clements was inactive as the third quarterback for games 2-15, and inactive for the season-finale. He was drafted by the Jets in the 6th round (191st overall) with a pick obtained in a trade with the Broncos. The Broncos drafted starting right guard Dan Neil with the choice they received from New York.

COLLEGE: Clements ranks third in career passing yards with 7,112 at the University of Houston. He ranks second in pass completions and had 43 career touchdowns passes. Clements was a first-team All-Conference USA selection as a senior, and was a second-team All-SWC choice as a junior, leading the conference with a 235-yards-per-game average. He completed 245 of 437 passes for 2,641 yards (fifth-best in school history) that year. Clements started the first four games and the season-finale as a sophomore, throwing for 838 yards. He appeared in nine games as a freshman, earning his first career start and throwing for 276 yards on 25 of 40 attempts against Michigan. Clements was redshirted in 1992. He was a sociology major at Houston.

PERSONAL: Clements' brother Steve played quarterback at Brigham Young and served primarily as Heisman Trophy winner Ty Detmer's backup. Their dad, Joe, was Chuck's high school coach at Huntsville (Texas) High School and a former Texas quarterback. Chuck earned *SuperPrep* and *Blue Chip Illustrated* All-America honors and added All-Greater Houston Class 5A honors, as he was rated among the top 100 players in the state. He completed 169 of 296 passes (57.1%) for 2,519 yards and 19 touchdowns as a senior, and threw for 2,919 yards and 29 touchdowns on 200 of 362 passing as a junior. Clements also played basketball and baseball and ran track. His hobbies are playing golf and watching movies. He was born Sept. 29, 1973 in Kingsville, Texas.

CLEMENTS' REGULAR SEASON RECORD

Year	Club	PASSING											Sack	Yds.	Rtg.
		G	S	Att.	Comp.	Pct.	Yds.	TD	%	Int.	%	LG			
1997	N.Y. Jets	1	0	0	0	0.0	0	0	0.0	0	0.0	0	0	0	0.0
1998	N.Y. Jets/Phi.														
CAREER TOTAL		1	0	0	0	0.0	0	0	0.0	0	0.0	0	0	0	0.0

GEORGE COGHILL SAFETY

6-0 • 210 • 3RD YR. • WAKE FOREST

BORN: March 30, 1970 in Fredericksburg, Va.
HIGH SCHOOL: James Monroe High School, Fredericksburg, Va.
RESIDES: Parker, Colo.
ACQUIRED: Free Agent, 1997
PRO YEAR: 3rd • **YEAR WITH BRONCOS:** 2nd
NFL GAMES PLAYED/STARTED: 9/0 • **POSTSEASON:** 3/0

48



George Coghill is poised for a breakout year in 1999 after showing considerable progress last year in his first full NFL season. He looks to add depth at the safety position in a strong Broncos secondary after playing in nine games in 1998. In those nine career games, Coghill has made 12 tackles (9 solo), intercepted one pass and knocked down another, while also adding nine special teams tackles and returning three punts for 20 yards (6.7). Coghill joined the Broncos as a free agent July 16, 1997 and showed steady

improvement in his game during a season on the practice squad. He entered the league in 1993 as a rookie free agent with New Orleans, but spent the year on injured reserve, and was out of football in 1994. Coghill then played in the World League (now NFL Europe) from 1995-97 with the Scottish Claymores before signing with Denver.

1998: Coghill saw action in nine games (at Sea., 10/11; at Cin., 11/1 and each of the final seven games of the year) and was declared inactive for the other seven (3 Fri./4 Sun.) in his first season of NFL play. He posted 12 tackles (9 solo) and one pass defended, as well as his first career interception (at San Diego, 11/29), which he returned 20 yds. On special teams Coghill made nine tackles and returned three punts for 20 yds. (6.7) with two fair catches and a long of 8 (twice). Coghill saw his first professional action at Seattle (10/11) in a special teams capacity. He made his first two career special teams stops in his next appearance, at Cin. (11/1), and added two more in his third game, at Kansas City (11/16) on Monday Night Football. Coghill saw his initial action on defense in the latter contest, and posted the first two tackles of his career. He saw action on defense in each of the final seven games. He snared his first career interception at San Diego (11/29), picking off a Craig Whelihan pass with 46 seconds left in the game, to go along with a career-high four tackles (3 solo). **Postseason:** Coghill saw action at safety and on special teams in all three games. He made one solo tackle and forced a fumble in Super Bowl XXXIII vs. Atlanta (1/31), stripping Jamal Anderson of the ball in the 4th qtr., leading to a recovery by Tyrone Braxton. He also added two special teams tackles in the game, and had one in the AFC Championship Game vs. the Jets (1/17).

1997: Coghill played in the World League with the Scottish Claymores before signing with the Broncos just prior to the start of training camp (7/16). He spent the entire season on the Broncos' practice squad, earning his first Super Bowl ring. Coghill was waived Aug. 24, 1997, but was re-signed to the practice squad Aug. 25.

1996: Coghill played in the World League with the Scottish Claymores. **1995:** Coghill played in the World League with the Scottish Claymores. **1994:** Coghill was in training camp with New Orleans but was released Aug. 22. **1993:** Coghill was signed by New Orleans as a rookie free agent April 27, 1993. He sustained a knee injury in the preseason opener, vs. Philadelphia in Tokyo (7/31), and was placed on injured reserve Aug. 12.

COLLEGE: Coghill was a four-year starter at Wake Forest, where he also played for the school's baseball and track teams.

PERSONAL: A native of Fredericksburg, Va., Coghill attended James Monroe High School. He was born George Webster Coghill, March 30, 1970 in Fredericksburg, Va. George and his wife, Lisa, were married this past July, and have a son, George Webster Coghill III, "Trae." George also has a son, Paul, 9. The family makes its home in Parker, Colo.

COGHILL'S REGULAR SEASON RECORD

Year	Club	G	S	UT	A	TT	S-Yds.	I-Yds.	PD	FF	FR	TD-Int	TD-FR	S	Pts.
1993	New Orleans														
1994															
1995															
1996															
1997	Denver														
1998	Denver	9	0	9	3	12	0-0	1-20	1	0	0	0	0	0	0
CAREER TOTALS		9	0	9	3	12	0-0	1-20	1	0	0	0	0	0	0

ADDITIONAL STATISTICS: Special Teams Tackles — 1998 (9). Returned three punts for 20 yards (6.7) with a long of 8 and two fair catches in 1998.

COGHILL'S POSTSEASON RECORD

Year	Club	G	S	UT	A	TT	S-Yds.	I-Yds.	PD	FF	FR	TD-Int	TD-FR	S	Pts.
1998	Denver	3	0	1	0	1	0-0	0-0	0	1	0	0	0	0	0

ADDITIONAL STATISTICS: Special Teams Tackles — 1998 (3).

DID YOU KNOW?

The Broncos scored a franchise-high 50 points in a 50-34 victory over the San Diego Chargers on Oct. 6, 1963. However, in 39 seasons of football — 598 regular and postseason games — the Broncos have never posted the following scores: 4, 5, 8, 47 and 49.



RAY CROCKETT CORNERBACK

5-10 • 184 • 11TH YR. • BAYLOR

BORN: January 5, 1967 in Dallas, Texas
HIGH SCHOOL: Duncanville High School, Duncanville, Texas
RESIDES: Aurora, Colo.

ACQUIRED: Unrestricted Free Agent (Detroit), 1994

PRO YEAR: 11th • **YEAR WITH BRONCOS:** 6th

NFL GAMES PLAYED/STARTED: 156/130 • **POSTSEASON:** 10/10

39

Ray Crockett continues to play at the top of his game, distinguishing himself as one of the finest cornerbacks in the NFL. His play at the left cornerback position has been key to Denver's back-to-back World Championship run, and is paired with Pro Bowl right corner Dale Carter in 1999 to give the Broncos arguably the top cornerback tandem in the league. Crockett was rewarded with a five-year, \$15 million contract during the 1998 offseason, putting him among the highest paid defensive backs in the NFL. Now in his sixth year in Denver and 11th year in the NFL, Crockett has played in 156 games and started 130, and made 678 tackles (554 solo), including 11.5 sacks (-104.5), in addition to 27 interceptions (407 return yards/2 TDs), 132 passes defended, 12 forced fumbles and seven fumble recoveries. He has also scored twice on fumble returns, giving him four touchdowns in his career. Crockett has also played in 10 postseason games (all starts), and posted 44 tackles (39 solo), including one sack, as well as one interception and seven passes defended. He has been named Conference Defensive Player of the Week three times in his career (NFC: Wk. 9 of 1991 and Wk. 18 of 1993 with Detroit / AFC: Wk. 3 of 1998 with Denver) and NFC Defensive Player of the Month once (Nov. 1991 with Detroit). Signed by the Broncos as an unrestricted free agent in 1994, Crockett was originally drafted by the Detroit Lions in the fourth round of the 1989 NFL Draft, 86th overall.

1998: Crockett started at left cornerback in all 16 games and ranked sixth on the team with 68 tackles (61 solo) as well as a team-leading 15 passes defended, one forced fumble and three interceptions (all vs. Oakland). He was also credited with half a sack (-2.5), combining with Bill Romanowski to wrap up Jacksonville's Mark Brunell in Week Eight (10/25). He posted his then-season-high of eight solo tackles in Week 2 vs. Dallas (9/13), and then turned in a spectacular performance the next week at Oakland (9/20) to earn AFC Defensive Player of the Week honors for the third time in his career (Wk. 9 of 1991 and Wk. 18 of 1993). Crockett intercepted two passes — one of which he returned 80 yds. for his fourth career touchdown — and deflected two others, while posting five solo tackles. His 80-yd. return for a touchdown (the second-longest in franchise history) came with 4:29 remaining in the game and helped seal the 34-17 victory. It was Crockett's second career multi-interception game, and his second career interception return for a TD, to go along with two fumble returns. Crockett missed most of the second-half at Seattle (10/11) because of an ankle injury. He recorded his third interception of the year when Oakland visited Denver Nov. 22, picking off a Donald Hollas pass in the 4th qtr. to set up a Broncos TD that gave the club a 26-14 lead. Crockett posted his season high of nine tackles (8 solo) in a 35-31 win vs. Kansas City (12/6), and his season high of four passes defended at Miami (12/21). **Postseason:** Crockett started at left cornerback in all three contests and ranked third on the team with 15 tackles (11 solo), to go along with two passes defended and two special teams tackles. He posted four tackles (2 solo), one pass defended and two special teams tackles in the AFC Divisional Playoff Game vs. Miami (1/9) and added six stops (4 solo) and another pass defended in the AFC Championship Game vs. the Jets (1/17). Crockett was Denver's third-leading tackler in Super Bowl XXXIII vs. Atlanta (1/31), posting five solos and displaying stellar pass coverage in the secondary.

1997: Crockett started all 16 games at left cornerback and put in one of his finest years, in his ninth pro season, tying for fourth on the team with 83 tackles (69 solo), as well as tying for the team lead with four interceptions (tied for eighth in AFC), a forced fumble and a team-best 21 pass breakups. Crockett's four interceptions tied for eighth-most in the AFC and represented his highest single-season total since 1992 (4). His most notable pass breakup of the season thwarted a potential 33-yard scoring play by Kansas City in the season-opener (8/31). He also totaled five tackles on the day. Crockett plucked two interceptions in a game for the first time in his career with a pair of thefts vs. Carolina (11/9), which came on back-to-back series in the third quarter. He added four stops (three solo) against the Panthers in a 34-0 shutout, Denver's first shutout since 1995. His first interception of the season came vs. St. Louis (9/14) when he picked off a Tony Banks pass in the fourth quarter, adding to five pass breakups he registered in the contest. His second interception came at Buffalo (10/26), deep in Broncos territory in the fourth quarter to complement his six stops against the Bills. Crockett's forced fumble early in the second quarter vs. the

Raiders (11/24) was recovered by Tyrone Braxton and returned 8 yards to set up the Broncos' first touchdown. Crockett was also among Denver's leaders in tackles during the season, racking up at least four tackles in all but two games (two stops vs. New England, 10/6, and two stops vs. San Diego, 12/21). He had a season-high nine stops (seven solo) vs. Seattle on Nov. 2 and matched those numbers at Pittsburgh on Dec. 7. He also had seven stops (four solo) at Seattle (9/7) and at San Diego (six solo, 11/30). He closed out the regular season with a two-tackle (both solo), three pass breakup effort against the Chargers (12/21). In the postseason Crockett started at left cornerback in all four games and elevated his performance to match the occasion, making 19 solo tackles (third on the team), including a sack (-1), with an interception and three passes defended. He also recovered a fumble on special teams (at Pittsburgh, 1/11). After starting the postseason slowly with only one tackle against Jacksonville in an AFC Wild Card Game (12/27), Crockett had a four-tackle effort at Kansas City on Jan. 4 in Denver's 14-10 AFC Divisional Playoff win. Crockett was given the responsibility of covering Andre Rison, the Chiefs best receiver, for most of the day, a task he would have to take the following week in Pittsburgh against Yancey Thigpen in the AFC Championship Game. He proved he was up to the task, holding Thigpen to six receptions for the game and no touchdowns (Thigpen scored three on Denver in December). He also added a sack of Kordell Stewart, two passes defended and a team-leading eight tackles (all solo). In Super Bowl XXXII vs. Green Bay (1/25/98) he tied for second on the team with six solo tackles and a pass defended, as the Broncos defense forced three-time MVP Brett Favre into two critical turnovers during the game to lead to Denver's 31-24 victory. **1996:** Crockett started 15 games at left cornerback, missing only the regular season finale (at S.D., 12/22) with a knee injury. He was solid all season and came up with numerous big plays in the Denver secondary, while putting up outstanding numbers with 68 tackles (56 solo), a career-best four sacks (-29), three forced fumbles, 15 passes defended and two interceptions (34 yards). He also added five special teams tackles. At Seattle (9/8) Crockett made five tackles (3 solo), including a sack of Rick Mirer for a seven-yard loss. He forced a fumble on the play, recovered by Bill Romanowski. It was Crockett's second straight game with a sack, following his eight-yarder against the Jets in Week One. At Kansas City (9/22) Crockett made seven tackles (6 solo), including a sack of Steve Bono for a four-yard loss. The following week at Cincinnati (9/29), he made two solo tackles while breaking up two passes. His second was perhaps the most important defensive play of the day, as he reached with his left hand to tip away a 60-yard bomb from Jeff Blake, intended for Darnay Scott, at the Broncos' 10-yard line with just under two minutes remaining and the Broncos leading 14-10. He capped a brilliant three-week performance against San Diego (10/6) by registering six solo tackles and forcing two fumbles in Denver's 28-17 come-from-behind victory. Crockett had another big day vs. Kansas City (10/27), making four tackles (2 solo), knocking down three passes and plucking his first interception of the season. He had tipped an earlier ball that was intercepted in the end zone by Tyrone Braxton, then ended a Kansas City scoring threat in the fourth quarter with his own end zone interception. At Oakland (11/4) Crockett made three tackles (2 solo), including his fourth sack of the season (-10) to establish a new career high in Denver's thrilling 22-21 Monday Night victory. He also added two special teams stops on the evening. His second interception of the year came vs. Oakland (12/15) and ended the Raiders' final threat, preserving Denver's 24-19 win. He suffered a knee injury at the end of the 34-yard return, but an MRI the following day proved negative. He was declared inactive for the San Diego game (12/22) because of the injury. In Denver's AFC Divisional Playoff vs. Jacksonville (1/4/97), Crockett made two solo tackles with one pass defended. **1995:** Crockett started all 16 games at left cornerback and made 78 tackles (61 solo), with 16 passes defended and three sacks. He also made two special teams tackles. Crockett recorded sacks in consecutive games vs. Arizona (11/5) and at Philadelphia (11/12), to account for two of his three on the year. He sprained his right knee in the first quarter vs. San Diego (11/19), and had to leave the game for several series, but came back to play the rest of the game after having it wrapped in the locker room. Crockett scored his third career touchdown at Kansas City (12/17) after stripping the ball from Chiefs quarterback Steve Bono on a sack, and racing 50 yards for the score. On the day he had seven tackles (6 solo), one pass defended and the aforementioned sack for -13 yards. **1994:** Crockett joined the Broncos during the offseason as an unrestricted free agent from the Detroit Lions and immediately stepped in as a starter at right cornerback. He started all 14 games in which he played at that position, missing two games with a sprained ankle (at Seattle 10/9 and vs. Kansas City 10/17) suffered in the Broncos' 27-20 loss at Buffalo (9/26). He finished the season with 70 tackles (48 solo), tied for the team lead in interceptions with two (6 yards in returns), led the team in passes defended with 20 and scooped up two fumbles. He posted his season high in tackles with 10 (6 solo) in the Broncos' 20-17 overtime win at Kansas City (12/4). Crockett pulled down his first interception in a Denver uniform at San Diego (10/23) and recorded his second against Cincinnati (11/27) to set up a Broncos' score. Among his

other highlights was a fumble recovery against the Raiders (9/18) that he returned 43 yards before being tackled inside the Raiders' 10-yard line, setting up a Denver score. **1993:** Crockett started all 16 games for the Detroit Lions and finished the season with 68 tackles (57 solo), two interceptions, one forced fumble and one fumble recovery. In Crockett's five seasons in the NFC he earned the reputation as one of the game's most physical cornerbacks. He was named NFC Defensive Player of the Week for Week 18. **1992:** Crockett was slowed early in the season by injuries, but had a good outing versus Minnesota (9/13). He finished the game with a pass interception and four tackles (three solo). Two weeks later vs. Tampa Bay he picked off his second pass of the season, and was credited with four tackles. His best all-around performance came versus Chicago, where he recorded a sack, intercepted a pass, and made five solo tackles. He ended the season with 52 tackles (41 solo), four interceptions, one forced and one recovered fumble. **1991:** Crockett tied for the NFC lead and finished second in the NFL in interceptions with six. His interception return of 96 yards was the NFL's longest of the season, Crockett's 141 return yards were the most by a Lion since 1967. He was named Defensive Player of the Week for Week 9 after recording a team-high eight tackles and the 96-yard interception return vs. Dallas (10/27), and went on to earn NFC Defensive Player of the Month honors for November. Crockett finished the year with 86 tackles (74 solo), six interceptions and one forced fumble. **1990:** Crockett finished second on the team in interceptions with three. He played primarily in nickel situations, earning his first start against the Broncos on Thanksgiving Day (11/22). Crockett finished the game with five solo tackles and an interception. His best game came at Green Bay (12/22), finishing with eight tackles, one interception, and a 22-yard fumble return for a touchdown to tie the score at 17-17. For the season Crockett's numbers were 59 tackles (53 solo), three interceptions, two forced fumbles and two fumble recoveries. **1989:** Crockett played as a nickel back in all 16 contests, finishing the season with 46 tackles (34 solo), one interception and one forced fumble. He was drafted by Detroit in the fourth round of the 1989 NFL draft, 86th overall.

COLLEGE: Crockett finished his four-year career at Baylor with 169 tackles (120 solo), five interceptions and seven tackles for loss. He also returned five punts as a junior for 30 yards and earned first-team All-Southwest Conference honors with 62 tackles on the year and 13 passes defended. He also lettered in track. Crockett received his B.A. degree in computer science in May, 1992.

PERSONAL: Ray was a first-team all-district choice at Duncanville (Texas) High School and was named to the *Dallas Morning News*' All-Academic team as an A student. He earned all-state honors as a tailback and cornerback, and also earned all-state honors in track for Duncanville. Throughout his career Ray has been very active in several communities, hosting the Ray Crockett/Barry Foster Celebrity Golf Tournament in Dallas to benefit Ronald McDonald Children's Charities. During the offseason he regularly speaks to children on behalf of a "Stay in School" program in the Dallas area, then hosts a free football camp for the kids. Ray is also a United Way volunteer, and along with his wife, April, and Harald and Aundrea Hasselbach, organized a charity auction in May 1999 that raised \$50,000 for victims of the Columbine High School shootings. Donald Ray Crockett was born January 5, 1967 in Dallas, Texas.

CROCKETT'S REGULAR SEASON RECORD

Year	Club	G	S	UT	A	TT	S-Yds.	I-Yds.	PD	FF	FR	TD-Int.	TD-FR	S	Pts.
1989	Detroit	16	0	34	12	46	0-0	1-5	2	1	0	0	0	0	0
1990	Detroit	16	6	62	29	91	1-14	3-17	10	2	2	0	1	0	6
1991	Detroit	16	16	74	12	86	1-10	6-141	16	1	0	1	0	0	6
1992	Detroit	15	15	41	11	52	1-5	4-50	12	1	1	0	0	0	0
1993	Detroit	16	16	57	11	38	1-12	2-31	5	1	1	0	0	0	0
1994	Denver	14	14	48	22	70	0-0	2-6	20	0	2	0	0	0	0
1995	Denver	16	16	61	17	78	3-32	0-0	16	1	1	0	1	0	6
1996	Denver	15	15	56	12	68	4-29	2-34	15	3	0	0	0	0	0
1997	Denver	16	16	69	14	83	0-0	4-18	21	1	0	0	0	0	0
1998	Denver	16	16	61	7	68	0.5-2.5	3-105	15	1	0	1	0	0	6
CAREER TOTAL		156	130	554	124	678	11.5-104.5	27-407	132	12	7	2	2	0	24

ADDITIONAL STATISTICS: Crockett's four career touchdowns have come on two fumble returns (at Green Bay, 12/22/90, 22 yards and at Kansas City, 12/17/95, 50 yards) and two interception returns (vs. Dallas, 10/27/91, 96 yards and at Oakland, 9/20/98, 80 yards).

CROCKETT'S POSTSEASON RECORD

Year	Club	G	S	UT	A	TT	S-Yds.	I-Yds.	PD	FF	FR	TD-Int.	TD-FR	S	Pts.
1991	Detroit	2	2	7	1	8	0-0	0-0	1	0	0	0	0	0	0
1996	Denver	1	1	2	0	2	0-0	0-0	1	0	0	0	0	0	0
1997	Denver	4	4	19	0	19	1-1	1-0	3	0	0	0	0	0	0
1998	Denver	3	3	11	4	15	0-0	0-0	2	0	0	0	0	0	0
CAREER TOTAL		10	10	39	5	44	1-1	1-0	7	0	0	0	0	0	0

ADDITIONAL STATISTICS: Recovered a fumble on special teams; 1997. Special Teams Tackles (2).



TERRELL DAVIS RUNNING BACK

5-II • 210 • 5TH YR. • GEORGIA

BORN: October 28, 1972 in San Diego, Calif.
HIGH SCHOOL: Lincoln Prep High School, San Diego, Calif.
RESIDES: Aurora, Colo.
ACQUIRED: Draft #6b (196th overall), 1995
PRO YEAR: 5th • **YEAR WITH BRONCOS:** 5th
NFL GAMES PLAYED/STARTED: 61/61 • **POSTSEASON:** 8/8

30

Terrell Davis was voted the National Football League's Most Valuable Player in 1998 by the Associated Press, climbing further into the upper echelon of running backs in pro football history. He is on a path that has him poised to make a run at every significant rushing record in the game, all the while maintaining an active role in the Denver community, and a nationwide effort to improve the lives of America's youth through his support of Pop Warner football.

Davis turned in a performance in 1998 that ranked among the greatest of all-time by a running back, claiming — in addition to NFL MVP honors — Offensive Player of the Year by AP, as well as consensus first-team All-NFL consideration and a starting berth in his third straight Pro Bowl as the only unanimous selection on all three ballots. The NFL's rushing and touchdown-scoring champion also picked up NFL MVP accolades from *Pro Football Weekly* and the *Professional Football Writers of America*, as well as Player of the Year honors from *The Sporting News* and *Football Digest*, Offensive Player of the Year from *College & Pro Football Newsweekly* and AFC Player of the Year from *Football News*. He capped his glorious run by picking up AFC Offensive Player of the Year honors from the Kansas City 101 Club, Professional Star of the Year acclaim for the second year in a row from the San Diego Hall of Champions and an ESPY Award for Pro Football Performer of the Year after becoming just the fourth player in league history to top the 2,000-yard rushing mark in a season. In the postseason he extended his NFL-record streak of 100-yard rushing performances to seven, in leading Denver to its second straight World Championship. Davis owns the best per-game rushing average in NFL history (105.1) for the regular season, and both the per-rush (5.6) and per-game (142.5) averages for the postseason, as well.

Davis has led the AFC in rushing each of the past three seasons and won his first NFL rushing title in 1998 after finishing second behind Detroit's Barry Sanders for two years prior. He set the all-time NFL record for most rushing yards gained (2,476) in a regular and postseason combined in 1998, after setting the mark for attempts (495) in 1997. **Here is a look at some of Davis' more prominent career statistical notes after four seasons:**

- After only four seasons in the league (61 games, 61 starts) Terrell Davis already ranks first on the Broncos' all-time rushing yardage list (6,413), third in rushing attempts (1,343), first in rushing touchdowns (56), first in total touchdowns (61) and first in career rushing average (4.8).
- Davis has 152 receptions for 1,181 yards (7.8 avg.) and five TD receptions.
- He also has 7,594 total yards from scrimmage (2nd) and 7,594 combined yards (3rd).
- Davis already holds or shares 59 team records (21 in the postseason), including most points scored in a season (138 in 1998), most total yards from scrimmage in a season (2,225 in 1998), most rushing yards in a season (2,008 in 1998), most rushing touchdowns in a season (21 in 1998), most touchdowns in a season (23 in 1998), most rushing attempts (31) and rushing yards (184) in a postseason game, and most rushing and total touchdowns (3) in a postseason game.
- Davis also has the most rushing yards in postseason play by a Bronco (871) and the most rushing and total touchdowns in postseason play by a Bronco (11).
- In 1998, Davis earned the Associated Press NFL Most Valuable Player Award, only the second Bronco (John Elway in 1987) to do so.
- Davis reached the 6,000-yard rushing plateau faster than any player in Broncos' history, and third-fastest in NFL history. He also reached 7,000 total yards from scrimmage mark faster than any other Denver player, and second-fastest in NFL history.
- Davis ranks No. 1 all-time in 100-yard rushing games in the regular season by a Bronco (31), recording his 30th in just his 59th NFL contest (12/13/98) and after notching his 25th in just his 50th NFL contest (10/11/98). Only three running backs in NFL history reached 30 100-yard rushing games quicker than Davis.

1998 NATIONAL FOOTBALL LEAGUE MOST VALUABLE PLAYER

Terrell Davis was voted the National Football League's 1998 Most Valuable Player by the Associated Press, becoming the second Broncos player ever to win the award. John Elway was MVP in 1987. Davis earned the award by posting just the fourth 2,000-yard season in NFL history, with a franchise-record 2,008 and 23 total touchdowns. He is the 13th running back to claim the award and only the fourth running back in the last 13 years to earn the most coveted individual award in professional football.

- Davis is one of only three players to rush for 6,000 yards in his first four seasons and ranks third in all-time rushing yards in the first four seasons of an NFL career.
- Davis is one of only six players to rush for 1,000 yards in each of his first four NFL seasons, and in 1998 became only the second player in NFL history with three straight 1,500-yard rushing seasons, as well as the second player to ever have three such seasons in his first four years in the NFL.
- One of Davis' most notable accomplishments was becoming the lowest drafted player to rush for 1,000 yards in his first season, doing so with his 1,117-yard performance in 1995.

In just three years of postseason play, Davis has already re-written the Broncos postseason record book, laying claim to 21 postseason franchise records (59 overall). **Here is a look at Davis' postseason franchise records:**

- Most rushing attempts (32) and yards (199) in a game; most rushing TDs and total TDs in a game (3); longest run from scrimmage (62); most rushing and total TDs for a career (12); most total yards from scrimmage in a game (206); most total yards from scrimmage in a career (1,271); most points scored in a single postseason (48); most points scored in a career (74); most rushing yards in a postseason (581); most rushing yards in career (1,140); most 100-yard rushing games (7); most consecutive 100-yard rushing games (7); most consecutive games scoring a touchdown (7); most consecutive 20-carry performances (7); most two-point conversions in a single postseason (1); and most two point conversions in a career (1).

What is most amazing is that it took him only four games to pass Sammy Winders' 461 rushing yards (11 games). Also, Davis became the first AFC rushing leader in the 32-year history of the Super Bowl to be on the winning side in Super Bowl XXXII, and duplicated that feat in XXXIII. A conference leader has only made it to the Super Bowl nine times, with Emmitt Smith (Dallas in 1992, '93 and '95) and Davis being the only leaders to win the game. Larry Brown (Washington in 1972), Thurman Thomas (Buffalo in 1990, '91 and '93) and Jamal Anderson (1998) are the only other conference rushing champions to make it to the Super Bowl. Davis was drafted by Denver 196th overall in the sixth round of the 1995 NFL Draft.

1998: Davis started at halfback in all 16 games and won his first NFL rushing title with 2,008 yards and 21 touchdowns on 392 carries (5.1), with a long of 70 (at Sea., 10/11), to become just the fourth player in league history to top the 2,000-yard rushing mark in a single season. His total

DAVIS' 1998 REGULAR SEASON RUSHING TOTAL RANKS AMONG BEST ALL-TIME

Terrell Davis' 1998 season will be one to remember for a long time in Denver, as he produced more total yards from scrimmage, rushing yards, attempts and touchdowns than any player in a season in franchise history. His rushing total of 2,008 yards ranks No. 3 all-time in a single season by any back, and No. 1 all-time by an AFC back:

TOP SINGLE-SEASON RUSHING TOTAL IN NFL HISTORY (REGULAR SEASON)

PLAYER	YEAR	TEAM	YARDS	ATT.	AVG.	TD
1. Eric Dickerson	1984	L.A. Rams	2,105	379	5.6	14
2. Barry Sanders	1997	Detroit	2,053	335	6.1	11
3. Terrell Davis#	1998	Denver	2,008*	392*	5.1	21
4. O.J. Simpson#	1973	Buffalo	2,003	332	6.0	12
5. Earl Campbell#	1980	Houston	1,934	373	5.1	13
6. Barry Sanders	1994	Detroit	1,883	331	5.7	7
7. Jim Brown	1963	Cleveland	1,863	291	6.4	12
8. Walter Payton	1977	Chicago	1,852	339	5.5	14
9. Jamal Anderson	1998	Atlanta	1,846	410	4.5	14
10. Eric Dickerson	1986	L.A. Rams	1,821	404	4.5	11
11. O.J. Simpson#	1975	Buffalo	1,817	329	5.5	16
12. Eric Dickerson	1983	L.A. Rams	1,808	390	4.6	18
13. Emmitt Smith	1995	Dallas	1,773	377	4.7	25
14. Marcus Allen#	1985	L.A. Raiders	1,759	390	4.5	11
15. Terrell Davis#	1997	Denver	1,750Δ	369	4.7	15

*-highest in AFC history Δ-8th-highest in AFC history # AFC running backs

DAVIS' PER-GAME AVERAGE CURRENTLY BEST OF ALL-TIME

Terrell Davis' career rushing average of 105.1 yards-per-game ranks No. 1 in NFL history, ahead of Hall-of-Famer Jim Brown and future Hall-of-Famer Barry Sanders. Here's a look at the top three:

TOP THREE ALL-TIME PER-GAME RUSHING AVERAGES

PLAYER	Yds./Gm.	YEARS PLAYED
1. Terrell Davis	105.1	1995-present
2. Jim Brown	104.3	1957-65
3. Barry Sanders	99.8	1989-present

ranked third-best all-time behind Hall-of-Famer Eric Dickerson's 2,105 (1984) and Barry Sanders' 2,053 (1997), and helped Davis become the Broncos' all-time career rushing leader with 6,413 yards, passing Floyd Little (6,323; 1967-75). He amassed his total in just 61 career games, giving him the best per-game rushing average in NFL history at 105.1 yards per game at the end of '98, just ahead of the only other player to average more than 100 yds. per game: Jim Brown (104.3). Davis also caught 25 passes for 217 yards (8.7) and two touchdowns in '98 to account for 2,225 total yards from scrimmage (2nd in NFL). Davis finished his fourth season with a whopping 7,594 total yards in his career, second-most ever in the first four years of a career, trailing only Dickerson (7,842). Davis' 23 total TDs were the most by a Bronco in a single season, and tied for third-most in NFL history (Jerry Rice, 1987 and O.J. Simpson, 1975) behind Emmitt Smith's 25 (1995) and John Riggins' 24 (1983). He shattered his previous club record of 15 set in 1996 (13 rush./2 rec.) and '97 (15 rush.), and his 21 rushing TDs also represent a team record, six better than the 15 he scored last year. In all for 1998, Davis set franchise single-season records for attempts (392), yards (2,008), rushing TDs (21), total TDs (23), total yards from scrimmage (2,225), total combined yards (also 2,225—that total includes returns), scoring (138) and 100-yd. games (11), conquering several more new categories in the Broncos' record book. Davis finished the season with 61 total touchdowns for his career (in 61 games), more than any other Bronco in history (Floyd Little, 54, 1967-75), and has scored more touchdowns in the first four years of an NFL career than any other player (Marcus Allen—58). He also has scored more rushing touchdowns per game (.918; 56 in 61 gms.) for his career than any other player in history. Davis became just the third player in NFL history to reach the 1,000-yd. plateau in the first seven games (1,001) of a season, matching Hall of Famers Jim Brown (Cleve., 1958) and O.J. Simpson (1973 and '75), and is the second back in NFL history to string together three straight 1,500-yd. rushing seasons (Barry Sanders, 1994-97). He recorded his third 1,500-yd. season in just his fourth year, tying Dickerson for fastest in league history to post such a total. In games 2-8 he put together a franchise-record streak of seven 100-yd. rushing performances. Davis in 1998 led the NFL in rushing yards, touchdowns, rushing touchdowns, first downs (112) and points (138), and ranked second in total yards from scrimmage (2,225). He was named AFC Offensive Player of the Month for September (94-489-5.2-63t-6 in four games) and October (81-512-6.3-70-6), the third and fourth such awards of his career (Sept. 1996 and '97), and earned four AFC Offensive Player of the Week awards (Wks. 2, 5, 8 and 17; 4th, 5th, 6th and 7th of his career), while also garnering a Miller Lite NFL Player

DAVIS SETS NEW SINGLE-SEASON RUSHING MARKS

Terrell Davis' 1997 and 1998 regular and postseason combined totals for rushing attempts and yards rank No. 1 and No. 2 all-time for an entire season. Meanwhile, his 26 total touchdowns in 1998 rank No. 3 all-time, and his 14 100-yard games in both 1997 and 1998 tie for first all-time. Here is a look at the most outstanding seasons in NFL history in those categories:

MOST RUSHING ATTEMPTS, ENTIRE SEASON

495	Terrell Davis, Denver, 1997 (20 games)
470	Terrell Davis, Denver, 1998 (19 games)
462	John Riggins, Washington, 1983 (19 games)

MOST RUSHING TOUCHDOWNS, ENTIRE SEASON

31	Emmitt Smith, Dallas, 1995
30	John Riggins, Washington, 1983 (all rushing)
24	Emmitt Smith, Dallas, 1994
24	Terrell Davis, Denver, 1998
23	Terrell Davis, Denver, 1997

MOST 100-YARD GAMES, ENTIRE SEASON

1.	Terrell Davis, Denver	1998	14 (11 and 3)
	Terrell Davis, Denver	1997	14 (10 and 4)
	Barry Sanders, Detroit	1997	14 (13 and 1)
4.	Barry Foster, Pittsburgh	1992	13 (12 and 1)
	Eric Dickerson, L.A. Rams	1984	13 (12 and 1)

MOST RUSHING YARDS, ENTIRE SEASON

2,476	Terrell Davis, Denver, 1998 (19 games)
2,331	Terrell Davis, Denver, 1997 (20 games)
2,212	Eric Dickerson, L.A. Rams, 1984 (17 games)

MOST TOTAL TOUCHDOWNS, ENTIRE SEASON

31	Emmitt Smith, Dallas, 1995 (all rushing)
30	John Riggins, Washington, 1983 (all rushing)
26	Terrell Davis, Denver, 1998 (24 rush./1 rec.)
25	Emmitt Smith, Dallas, 1994 (24 rush./1 rec.)
23	Terrell Davis, Denver, 1997 (all rushing)
23	Jerry Rice, San Francisco, 1987 (1 rush./22 rec.)
23	O.J. Simpson, Buffalo, 1975 (16 rush./7 rec.)
23	Chuck Foreman, Minnesota, 1975 (14 rush./9 rec.)

DAVIS SETS BRONCOS' 100-YARD GAME MARK FOR A SEASON

Terrell Davis' 178-yard performance against Seattle, Dec. 27, 1998, was his 11th 100-yard game of the regular season, breaking his own team record of 10 set in 1997.

MOST 100-YARD GAMES, REGULAR SEASON

PLAYER	YEAR	NO. OF GMS.
1. Terrell Davis	1998	11
2. Terrell Davis	1997	10
3. Terrell Davis	1996	7

of the Week honor (Week 2). Davis was outstanding in Week 2 vs. Dallas, rushing for 191 yards and three touchdowns on 23 carries (8.3), including touchdown runs of 59 and 63 yds. to earn both AFC Offensive Player of the Week and Miller Lite NFL Player of the Week honors. The 191-yard rushing total ranked sixth on his personal single-game ledger, and the two long runs — which came on successive plays — stand as the fourth-longest (63) and sixth-longest (59) of his career (7 of his top 9 have gone for touchdowns), and made him just the third player in NFL history to post two scoring runs of 50 yards or longer in the same quarter (Cliff Battles, Wash. vs. Pitt., 10/17/37, 60 & 72 yds. in 4th qtr.; LeShon Johnson, Ariz. vs. N.O., 9/22/96, 56 & 70 yds. in 4th qtr.). Davis' 138 yards in the first quarter (best one-quarter total of his career) vs. Dallas (9/13) gave him his second career 100-yd. quarter, en route to his seventh career 100-yd. half (154). His three rushing touchdowns tied the franchise record and moved him past Sammy Winder (39) into second place on the Broncos all-time rushing touchdowns list. He set a franchise record vs. Dallas by scoring a rushing touchdown for the sixth straight game, besting the previous record of five that he shared with Winder (Davis—'97, Winder—'85). Davis' first two touchdowns of the season came in the season-opener vs. New England (9/7) on a 9-yard run in the second quarter that gave Denver a 17-0 lead, and a 1-yard run in the fourth quarter for a 27-14 margin. In that game he passed Otis Armstrong (4,453 yds.) to move into third place on Denver's all-time rushing list. He went over 100 yds. again at Oakland (9/20) with 28 carries for 104 yds (3.7), and moved past Otis Armstrong (1,023) for third on the Broncos' all-time list for rushing attempts. He then went over the

TERRELL DAVIS IN THE BRONCOS' RECORD BOOKS

With his 28-carry, 147-yard performance at the New York Giants, Dec. 13, 1998, Terrell Davis broke his own franchise record from 1997 for most rushing yards in a season, setting the new standard at 2,008 yards. His 195-yard total offense performance in the season-finale vs. Seattle, Dec. 27, pushed him past his previous franchise record for total yards from scrimmage in a season, finishing at 2,225.

BRONCOS ALL-TIME TOP FIVE SINGLE-SEASON RUSHING AND TOTAL YARDAGE LEADERS

RUSHING					TOTAL YARDAGE				
PLAYER	YEAR	Yds	ATT	TD	PLAYER	YEAR	Yds	RUSH	REC TD
1. Terrell Davis	1998	2,008	392	21	1. Davis	1998	2,225	2,008	217 *23
2. Terrell Davis	1997	1,750	369	15	2. Davis	1997	2,037	1,750	287 15
3. Terrell Davis	1996	1,538	345	13	3. Davis	1996	1,848	1,538	310 15
4. Otis Armstrong	1974	1,407	263	9	4. Armstrong	1974	1,812	1,407	405 12
5. Bobby Humphrey	1990	1,202	288	7	5. Davis	1995	1,484	1,117	367 8

*also franchise single-season records

BRONCOS ALL-TIME SINGLE-SEASON TOUCHDOWN LEADERS, TOTAL AND RUSHING

PLAYER	YEAR	TOTAL TDs	PLAYER	YEAR	RUSHING TDs
1. Terrell Davis, 1998	1998	23	1. Terrell Davis, 1998	1998	21
2. Terrell Davis, 1997	1997	15	2. Terrell Davis, 1997	1997	15
3. Terrell Davis, 1996	1996	15	3. Terrell Davis, 1996	1996	13
4. Anthony Miller, 1995	1995	14	4. Floyd Little, 1973	1973	12
5. Sammy Winder, 1986	1986	14	5. Jon Keyworth, 1974	1974	10

Davis' 215-yard rushing performance against Cincinnati Sept. 21, 1997 not only set a personal high, but also broke his own team record of 194 yards in a game (10/20/96 vs. Baltimore). He added a 207-yard effort at Buffalo on Oct. 26, 1997, and three more high games in 1998, and now owns the top five — and 9 of the top 11 — single-game marks in franchise history. Davis registered a franchise-best 236 total yards from scrimmage in the Buffalo contest, and also owns the top five in that category:

BRONCOS ALL-TIME TOP FIVE SINGLE-GAME RUSHING AND TOTAL YARDAGE LEADERS

RUSHING				TOTAL YARDAGE			
PLAYER, OPP. (DATE)	ATT	Yds	TD	PLAYER, OPP. (DATE)	Yds	RUSH	REC TD
1. Terrell Davis vs. Cin. (9/21/97)	27	215	1	1. Davis at Buf. (10/26/97)	236	207	29 1
2. Terrell Davis at Sea. (10/11/98)	30	208	1	2. Davis vs. Cin. (9/21/97)	228	215	13 1
3. Terrell Davis at Buf. (10/26/97)	42	207	1	3. Davis at S.D. (11/30/97)	214	178	36 1
4. Terrell Davis vs. Balt. (10/20/96)	28	194	2	4. Davis vs. Balt. (10/20/96)	213	194	19 2
5. Terrell Davis vs. Dallas (9/13/98)	23	191	3	5. Davis vs. Jax. (10/25/98)	212	136	76 3

DAVIS AMONG 100-YARD GAME LEADERS

With his 147-yard effort at the New York Giants Dec. 13, 1998, Terrell Davis recorded his 30th career 100-yard rushing game in just his 59th regular season contest, making him the fourth-fastest to reach that plateau among all-time NFL running backs. Here is a look at the top five:

FEWEST GAMES NEEDED TO REACH 30 CAREER 100-YARD RUSHING GAMES

PLAYER	TEAM	NO. OF GMS.
1. Earl Campbell	Houston	51
2. Eric Dickerson	L.A. Rams	53
3. Jim Brown	Cleveland	57
4. Terrell Davis	Denver	59
5. Walter Payton	Chicago	65

Davis has rushed for 100 or more yards 31 times in his career, and the Broncos have posted a 27-4 record in those contests. Denver is a perfect 7-0 in the postseason when Davis rushes for 100 yards.

century mark again the next week at Washington (9/27) with 119 on 21 carries (5.7), including a 42-yd. touchdown run that ranked at the time as his seventh-longest rush from scrimmage. The score came in the third quarter to give Denver a 24-0 lead. Davis was spectacular again vs. Philadelphia (10/4), posting his 24th career 100-yd. game with 168 yards and two touchdowns on 20 carries — all in the first half — to earn AFC Offensive Player of the Week honors for the fifth time in his career. He did not play in the second half with the game comfortably in hand. Davis gained 120 yards and scored both touchdowns (20- and 1-yd. runs) in the first quarter — his third career 100-yd. qtr. — and had reached 168 yds. by halftime to post a new career high for a half before resting for the remainder of the contest. Davis' two rushing touchdowns moved him into a tie with Floyd Little (43) for the franchise career record, and gave him 45 total touchdowns to move ahead of Riley Odoms (44) and Lionel Taylor (44) for fourth on Denver's all-time list. In the Philadelphia contest he also became just the seventh player in NFL history to amass more than 5,000 rushing yards in the first four years of a career, and did so in his 50th NFL game to become the fourth-fastest to accomplish the feat (Eric Dickerson-45 gms., Earl Campbell-46, Jim Brown-48). He also became just the sixth Bronco ever to amass 6,000 total yards from scrimmage, doing so faster than any of the others (50 gms.). Davis posted the second-highest rushing total of his career — and the second-highest in the NFL in 1998 — at Seattle in Week 6 with 208 yds. and a touchdown on 30 carries, giving him a franchise-record fifth-straight 100-yd. rushing performance. His 70-yd. scamper in the 4th qtr. was the longest non-scoring rush of his career, and his second-longest overall, helping him to his fourth career 100-yd. qtr. (122; 4th) and his ninth career 100-yd. half (135; 2nd). With one touchdown in the Seattle contest, Davis became the Broncos' all-time leader in rushing touchdowns, topping the previous record held by Little (43 from 1965-77). He kept his record-breaking form intact in his next outing vs. Jacksonville (10/25), racking up 136 yds. and a franchise-record-tying 3 TDs (3rd time with 3 rushing; 5th time with 3 total TDs) on 31 carries (4.4), as well as a career-high 76 yards on 5 receptions to record 212 total yds. from scrimmage and earn his third AFC Offensive Player of the Week award of '98 (6th of career) and seal his second straight AFC Offensive Player of the Month award (4th of career). Davis finished the day at 1,001 rushing yds. in the first 7 games of the season, tying him with Jim Brown (Cleve., 1958) and O.J. Simpson (1973 and '75) as the fastest to reach 1,000 yds. in a season. His three touchdowns also moved him past Sammy Winder (48) for second place on the Broncos' all-time career touchdown list. In the game he also passed Walter Payton to claim the fifth-highest rushing total in the first four years of an NFL career, and extended his franchise-record streak of 100-

TOPPING THE CENTURY MARK — AGAIN AND AGAIN

Terrell Davis' 149-yard rushing performance at Cincinnati, Nov. 1, 1998, extended his own team record for consecutive 100-yard games to seven. Separately, he has an NFL-record seven-game streak of 100-yard performances in the postseason.

MOST CONSECUTIVE 100-YARD RUSHING GAMES BY A BRONCO

PLAYER, YEAR	100-YARD GMS.	DATE, OPPONENT (YARDS)
Terrell Davis, 1998	7	9/13 vs. Dal. (191); 9/20 at Oak. (104); 9/27 at Was. (119); 10/4 vs. Phil. (168); 10/11 at Sea. (208); 10/25 vs. Jax. (136); 11/1 vs. Cin. (149)
Terrell Davis, 1997-98*	7	12/27/97 vs. Jax. (184); 1/4/98 at K.C. (101); 1/11/98 at Pitt. (139); 1/25/98 vs. G.B. (157); 1/9/99 vs. Mia. (199); 1/17/99 vs. N.Y.J. (167); vs. Atl. (102)
Terrell Davis, 1997	4	10/26 at Buf. (207); 11/2 vs. Sea. (101); 11/9 vs. Car. (104); 11/16 at K.C. (127)
Terrell Davis, 1997	4	8/31 vs. K.C. (101); 9/7 at Seattle (107); 9/14 vs. St. Louis (103); 9/21 vs. Cin. (215)
Terrell Davis, 1996	4	9/8 at Sea. (111); 9/15 vs. T.B. (137); 9/22 at K.C. (141); 9/29 at Cin. (112)
Bobby Humphrey, 1990	4	9/16 vs. K.C. (132); 9/23 vs. Sea. (129); 9/30 at Buf. (177); 10/8 vs. Cleve. (106)
Otis Armstrong, 1974	4	11/24 at Oak. (146); 11/28 at Det. (144); 12/8 vs. Hou. (183); 12/15 at S.D. (142)

*denotes postseason streak

DIALING LONG DISTANCE FOR SIX

On Sept. 13, 1998, Terrell Davis had 59- and 63-yard touchdown runs on consecutive carries in the first quarter. It marked just the third time in NFL history that a player has posted two scoring runs of 50 yards or longer in the same quarter:

LONG-DISTANCE TOUCHDOWN RUNS IN THE SAME QUARTER

PLAYER	TEAM AND OPPONENT	DATE	LENGTH OF TOUCHDOWN RUNS
Cliff Battles	Washington vs. Pittsburgh	Oct. 17, 1937	60- and 72-yard TDs in 4th quarter
LeShon Johnson	Arizona vs. New Orleans	Sept. 22, 1996	56- and 70-yard TDs in 4th quarter
Terrell Davis	Denver vs. Dallas	Sept. 13, 1998	63- and 59-yard TDs in 1st quarter

yd. games to six. Davis climbed to new heights at Cincinnati (11/1) with 149 yds. and 2 TDs on 27 carries (5.5) to move past Sammy Winder (5,428) into second place on the Broncos' all-time rushing list. He also caught one pass for 3 yds. It was Davis' seventh straight 100-yd. game, to extend his franchise-record streak, and the 27th of his career. His streak would end a week later vs. San Diego (11/8) when he tallied 69 yds. on 20 carries and 19 more on two receptions, but he still managed to make history with his two touchdowns. After a 4 yd. TD reception from Bubba Brister in the first qtr. for his first receiving TD of the year, Davis scored on a 24-yd. run in the second qtr. — his longest carry of the day — to notch his franchise-record 16th TD of the season. In Game 10 at Kansas City (11/16) on Monday Night Football, Davis carried 18 times for 111 yds. (6.2) and scored his 16th rushing touchdown of the season on his longest rush of the day (41 yds.) to set a new franchise single-season mark (15 by Davis in '97). It was also his 55th career TD (51 rush/4 rec.), making him the Broncos' all-time leader, and established a franchise record by scoring a rushing touchdown for the seventh consecutive game (previous best was Davis, 6 straight, 1997-98), despite sitting out the 4th qtr. with a mild concussion. Davis provided the spark the Broncos needed vs. Oakland (11/22), muscling his way to 162 yds. on 31 carries, including a 1-yd. TD run in the 2nd qtr., to go along with 26 yds. on three pass receptions. In the game he moved from sixth to second place on the NFL's all-time list for total yards from scrimmage in the first four years of a career (passing Thurman Thomas, Emmitt Smith, Marcus Allen and Barry Sanders), finishing the day at 7,007 (Eric Dickerson—7,428). With 110 yds. in the 1st half, Davis notched his 10th career 100-yd. half (4 of which have come in one qtr.), and with his rushing touchdown extended his franchise-record streak to eight straight games with such a score (12 rushing TDs in the 8 gms. of the streak). Davis was held to 74 yds. on 24 carries at San Diego (11/29), but went over the 1,500-yd. rushing mark for the season, giving him three straight seasons over 1,500, a feat achieved previously by just one man: Detroit's Barry Sanders (1994-97). Davis was held under 100 yds. for just

DAVIS VS. THE NFL IN 1998

During the 1998 regular season, Terrell Davis singlehandedly outrushed 22 teams in the NFL. He also scored more rushing touchdowns than every team in the league except Dallas, whom he tied with 21.

DAVIS' 1998 RUSHING TOTAL VS. THOSE OF 22 OTHER NFL TEAMS

PLAYER/TEAM	Yds.	ATT.	Avg.	TD
Terrell Davis	2,008	392	5.1	21
Tennessee	1,970	462	4.3	12
Detroit	1,955	441	4.4	12
Minnesota	1,936	450	4.3	17
N.Y. Giants	1,889	474	4.0	10
N.Y. Jets	1,879	500	3.8	12
Philadelphia	1,775	427	4.2	10
Philadelphia	1,775	427	4.2	10
San Diego	1,728	460	3.8	11
Oakland	1,727	449	3.8	6
Chicago	1,713	454	3.8	9
Washington	1,685	401	4.2	15
Cincinnati	1,639	405	4.0	7
Baltimore	1,629	408	4.0	7
Arizona	1,627	450	3.6	18
Seattle	1,626	426	3.8	11
Kansas City	1,548	433	3.6	19
Miami	1,535	458	3.4	10
Green Bay	1,526	447	3.4	7
Indianapolis	1,486	384	3.9	7
New England	1,480	403	3.7	9
Carolina	1,454	405	3.6	11
St. Louis	1,385	395	3.5	17
New Orleans	1,325	374	3.5	6

1,500-1,500-1,500

On Nov. 29, 1998 at San Diego, Terrell Davis surpassed the 1,500-yard rushing mark for the season, reaching that plateau for the third consecutive season — a feat previously accomplished by only Barry Sanders. By doing so in his fourth year, Davis tied Eric Dickerson as the only players in league history to rush for 1,500 or more yards three times in the first four seasons of a career:

FASTEST TO POST THREE 1,500-YARD SEASONS

PLAYER	TEAM	YEAR REACHING THIRD 1,500-YARD SEASON
1. Terrell Davis	Denver	4th
Eric Dickerson	L.A. Rams	4th
3. Emmitt Smith	Dallas	6th

the third time all season, and the second time by San Diego. He tied the franchise record for touchdowns in a game for the sixth time in his career vs. Kansas City (12/6), scoring three and rushing for 88 yds. on 24 carries, while also catching five passes (ties season high) for 45 yds. He scored on runs of 1-yd. each in the 1st, 2nd and 3rd qtrs., the latter of which was the 59th of his career, giving him more total TDs in the first four years of a career than any other player in history (Marcus Allen, 58). In the K.C. game, Davis fumbled for the first time in the regular season since Nov. 2, 1997 vs. Seattle, a span of 443 carries and 477 total touches. It was, however, the first time he had lost a fumble since Nov. 24, 1996, at Minnesota, a span of 767 carries and 836 total touches. At the Giants (12/13), Davis logged his 10th 100-yd. game of the season to tie his franchise record from 1997, and the 30th of his career, with 147 yds. on 28 carries (5.3). In so doing, Davis eclipsed his franchise record for rushing yards in a season (1,750) set the year before, finishing the day at 1,801 with two games remaining. His 27-yd. TD with 4:08 remaining in the game gave Denver a 16-13 lead, and was his 56th career rushing TD to pass Earl Campbell and Eric Dickerson for most in the first four years of a career. In the season-finale vs. Seattle (12/27), Davis needed 170 yards to become just the fourth player in NFL history to rush for 2,000 or more yards in a single season — and delivered, with 178 yds. on 29 carries (6.1) to finish at 2,008 yds., third-best all-time (Dickerson-2,105 in 1984; Sanders-2,053 in 1997), and claim his first NFL rushing title. Davis is the second Bronco to do so, joining Otis Armstrong, who led the league with 1,407 yds. in 1974. He gained 54 yds. in the 1st qtr., 28 in the 2nd, 51 in the 3rd and 45 in the 4th, with the final, history-making yardage coming on a 15-yd. run on 2nd-and-6 from the Seahawks' 48-yd. line with 8:52 remaining in the game. Along the way he also became the Broncos' all-time leading rusher, topping Floyd Little's previous record of 6,323 yds. in the 3rd qtr. It was his franchise-record 11th 100-yd. game of the season, and tied for the fifth-highest single-game rushing total in franchise history (tied for his own fourth-highest), and earned him AFC Offensive Player of the Week honors for the fourth time in 1998. **1998 Postseason:** Davis started at halfback in all three postseason contests and rushed for 468 yards on 78 carries (6.0) to run his combined season rushing total (regular and postseason combined) to an NFL-record 2,476 yds., topping his own previous league standard of 2,331 set one year earlier. He also caught four passes for 69 yds. (17.3) with a long of 39, which came in Super Bowl XXXIII vs. Atlanta (1/31). During the 1998 postseason Davis moved up to sixth in NFL all-time postseason rushing yardage with 1,140 yards, passing Larry Csonka (891) and John Riggins (996) in the AFC Championship Game vs. the Jets (1/17). Davis' 468 rushing yards in the 1998 playoffs represent the third-highest rushing total in one postseason (John Riggins, 610 yards in 1982; Davis, 581 in 1997), and the highest for a three-game postseason. His career postseason rushing averages of 142.5 yds.-per-game and 5.6 yds.-per-attempt stood as the best in NFL history after 1998, and Davis finished the season with the record for most consecutive 100-yard rushing games in the postseason with seven, a figure that also ties

DAVIS' THREE-GAME RUN RANKS BEST IN '90S

Terrell Davis' three-game total of 512 rushing yards from Oct. 4-Oct. 25, 1998 is the best put forth in any three week stretch by an NFL player in the 1990s. Davis also holds the No. 7 spot on that list with his 465 rushing yards from Sept. 21-Oct. 6, 1997:

BEST THREE-GAME STRETCHES IN THE '90S

PLAYER	TEAM	YARDS	DATES
1. Terrell Davis	Denver	512	10/4/98-10/25/98
2. Garrison Hearst	San Francisco	503	11/30-12/14
3. Emmitt Smith	Dallas	492	12/26/93-9/4/94
4. Barry Sanders	Detroit	491	11/16/97-11/27/97
Barry Sanders	Detroit	491	9/19/94-10/2/94
6. Barry Sanders	Detroit	482	9/15/91-9/29/91
7. Terrell Davis	Denver	465	9/21/97-10/6/97

DAVIS' POSTSEASON AVERAGES BEST ALL-TIME

Terrell Davis' 5.6 yards-per-carry career average in postseason play (1,140 yards on 204 carries) ranks first all-time among NFL running backs. He also possesses the NFL's best yards-per-game average in the postseason, at 142.5 (1,140 in eight games).

CAREER POSTSEASON YDS.-PER-CARRY AVG. (MIN. 600 YARDS)					CAREER POSTSEASON YDS.-PER-GAME AVG. (MIN 5 GMS.)				
PLAYER	TEAM	GMS.	YDS.	AVG.	PLAYER	TEAM	GAMES	YPS	AVG.
1. Terrell Davis	Broncos	8	204	1,140	5.59	1. Terrell Davis	Broncos	8	142.5
2. Marcus Allen	Raiders/K.C.	16	267	1,347	5.04	2. John Riggins	Redskins	9	110.7
3. Eric Dickerson	Rams/Colts	7	148	724	4.89	3. Eric Dickerson	Rams/Colts	7	103.4

him with Dallas' Emmitt Smith most total 100-yard games in the postseason. Davis now holds every major franchise postseason rushing record, and also became the all-time leader in touchdowns (12) and points scored (74). In the AFC Divisional Playoff Game vs. Miami (1/9) he set a Broncos postseason record with 199 rushing yards — the fourth-highest single-game total in NFL postseason history — on 21 carries (9.5; also a franchise record), with two touchdowns. Davis, who also caught one pass for 7 yards, was scintillating as he temporarily moved into eighth place on the NFL's career postseason rushing list, finishing the day at 871 yards to pass Chuck Foreman (860), Roger Craig (841) and Earnest Byner (839). Both touchdowns came in the 1st qtr. on runs of 1 and 20 yards to give Denver a 14-0 lead, and his 62-yard run on the first play of the second half was the longest postseason run in franchise history, topping his 59-yard burst in the 1997 Wild Card win over Jacksonville (12/27/97). His 21 carries made him the Broncos' all-time postseason leader in that category, finishing the day at 147 to pass Sammy Winder (144), and he had his first postseason 100-yd. half (129; 1st half). He followed that performance with 167 yards on a franchise postseason-record 32 carries (5.2) in the AFC Championship Game vs. the Jets (1/17), including a 31-yd. touchdown run in the 3rd qtr. that was his longest carry of the day. He also caught one pass for 12 yds. Davis' TD gave the Broncos a 20-10 lead en route to a 23-10 win and a repeat appearance in the Super Bowl. It also gave him a rushing TD in seven consecutive postseason games, tied for the third-longest streak in NFL history. Davis capped his brilliant season with 102 yards on 25 carries (4.1) in Super Bowl XXXIII vs. Atlanta (1/31). His longest rush went for 15 yards, and he added two catches for 50 yards, including a 39-yarder, the longest reception of his career. The 100-yd. performance was Davis' seventh in a row in the postseason, an NFL record, and his 14th in 1998 (regular and postseason combined) to tie himself and Barry Sanders (both 1997) for the NFL record. With the win, Davis also became the second player in NFL history to win the NFL rushing title and the Super Bowl in the same season (Dallas' Emmitt Smith has done it three times: 1992, 1993 and 1995).

1997: Davis took many huge steps towards being touted as the best running back the sport has seen in many years, putting up numbers never before reached by a Broncos running back — not even himself a year earlier. Among the franchise records set by Davis in 1997 were new standards for rushing yards in a season (1,750), most rushing touchdowns in a season (15), most rushing attempts in a season (369), 100-yard performances in a season (10) and total yards from scrim-

DAVIS' 1997 AND 1998 POSTSEASONS RANK AMONG BEST ALL-TIME

With his 30-carry, 157-yard performance against Green Bay in Super Bowl XXXII, Terrell Davis finished the 1997 postseason with 581 yards on 112 carries in four games. His attempts and rushing yardage both rank second in NFL history for a single postseason, and he scored an NFL postseason record eight touchdowns, surpassing by two the mark of six held by six other players. Davis added his name again to the list in 1998, posting the third-highest yardage total, and the No. 1 total for a three-game postseason:

MOST RUSHING YARDS IN A SINGLE POSTSEASON

PLAYER, TEAM	SEASON (GMS.)	ATT.	YDS.	TDs
1. John Riggins, Washington	1982 (4)	136	610	4
2. Terrell Davis, Broncos	1997 (4)	112	581	8
3. Terrell Davis, Broncos	1998 (3)	78	458	3
4. Marcus Allen, Raiders	1983 (3)	58	466	4
5. Thurman Thomas, Buffalo	1990 (3)	72	390	4

MOST RUSHING TOUCHDOWNS IN ONE POSTSEASON

8 Terrell Davis, Denver, 1997
6 Emmitt Smith, Dallas, 1995
6 Gerald Riggs, Washington, 1991
6 John Riggins, Washington, 1983
6 Franco Harris, Pittsburgh, 1975
6 Larry Csonka, Miami, 1973

MOST TOTAL TOUCHDOWNS IN ONE POSTSEASON

8 Terrell Davis, Denver, 1997
6 Emmitt Smith, Dallas, 1995
6 Gerald Riggs, Washington, 1991
6 Jerry Rice, San Francisco, 1988
6 John Riggins, Washington, 1983
6 Franco Harris, Pittsburgh, 1975
6 Larry Csonka, Miami, 1973

DAVIS RE-WITES BRONCOS POSTSEASON RECORD BOOK

In just three journeys into the postseason, Terrell Davis has been so spectacular that his name dominates every category of the Broncos' postseason record book. He has played just eight postseason games, and owns seven of the top nine single-game performances in both rushing attempts and rushing yards. Davis' ledger includes the entire top four in attempts and the top five in yardage.

MOST POSTSEASON RUSHING ATTEMPTS BY A BRONCO

32 Terrell Davis vs. New York Jets, 1/17/99
31 Terrell Davis vs. Jacksonville, 12/27/97
30 Terrell Davis vs. Green Bay, 1/25/98
26 Terrell Davis at Pittsburgh, 1/11/98
26 Sammy Winder vs. Cleveland, 1/11/87
25 Terrell Davis vs. Atlanta, 1/31/99
25 Terrell Davis at Kansas City, 1/4/98
21 Terrell Davis vs. Miami, 1/9/99
21 Sammy Winder vs. Cleveland, 1/14/90

MOST POSTSEASON RUSHING YARDS BY A BRONCO

199 Terrell Davis vs. Miami, 1/9/99
184 Terrell Davis vs. Jacksonville, 12/27/97
167 Terrell Davis vs. New York Jets, 1/17/99
157 Terrell Davis vs. Green Bay, 1/25/98
139 Terrell Davis at Pittsburgh, 1/11/98
103 Derek Loville vs. Jacksonville, 12/27/97
102 Sammy Winder vs. New England, 1/4/87
102 Terrell Davis at Atlanta, 1/31/99
101 Terrell Davis at Kansas City, 1/4/98

mage in a season (2,037). He also tied the NFL record for most two-point conversions in a year with three, a feat that had been accomplished seven times prior. His postseason effort was also one to remember, as he posted four consecutive 100-yard games and scored an NFL-record eight touchdowns (all on the ground) to lead Denver to its first ever World Championship. Davis also added his second Pro Bowl appearance to his resumé as well as earning numerous individual awards, including Super Bowl XXXII Most Valuable Player honors. Among Davis' awards for his performance during the 1997 season were AFC Player of the Year by the KC 101 Club and *Football News* as well as first-team AFL-Pro honors from the Associated Press, *Sports Illustrated*, *Pro Football Weekly*, *College and Pro Football Weekly*, *The Sporting News*, *Football News*, *Football Digest* and *USA Today*. He was also given the Mackey Award by the NFL Players Association as the AFC's best running back. Davis, who started the first 15 games of the year, finished his third season in the NFL with 1,750 yards on 369 carries (4.7 avg.) and 15 rushing touchdowns, to go along with 42 receptions for 287 yards (6.8 avg.). All rushing numbers were career highs and franchise highs. He won the AFC rushing crown and finished second in the NFL, each for the second straight year, and was also second in the AFC and in the NFL in both rushing attempts and touchdowns scored, first in the AFC (2nd NFL) in total yards from scrimmage (2,037) and first in the NFL in rushing first downs and total first downs. Davis tied for first in the NFL in scoring by a non-kicker (96), and tied the NFL record for two-point conversions scored in a single season, recording three to match the effort of seven previous players. In the season-opener vs. Kansas City (8/31) Davis recorded the 11th 100-yard rushing performance of his brief NFL career, totaling 101 yards on 26 carries and one TD in Denver's 19-3 win. In that game he passed Bobby Humphrey (593) for sixth place in all-time rushing attempts by a Bronco. At Seattle (9/7) Davis rushed for 108 yards on 21 carries and one TD as the Broncos beat the Seahawks 35-14, and Davis notched his second straight 100-yard effort to mark the first time in his career he had back-to-back 100-yard games to start a season. Davis also tied Jon Keyworth for fifth place on the Broncos' list for rushing touchdowns with his 22nd. A week later vs. St. Louis Davis made it three straight 100-yard outputs by rushing for 103 yards on 21 carries in Denver's 35-14 victory, and he tied the franchise record for the second time in his career the following week by posting his fourth straight 100-yard effort. This was no ordinary effort, however, as Davis rushed 27 times for a fran-

DAVIS BECOMES BRONCOS' POSTSEASON RUSHING LEADER; CLIMBS NFL CHART

In just his second venture into the postseason, Terrell Davis in 1997 vaulted to the top of Denver's all-time postseason rushing chart, and climbed into ranks of the NFL's all-time postseason rushing leaders in 1998. Here is a look at the top three Broncos postseason rushers of all time, and the top six NFL postseason rushers of all-time:

MOST CAREER POSTSEASON RUSHING YARDS BY A BRONCO

PLAYER	GAMES	ATTEMPTS	YDS.	AVG.	TD
1. Terrell Davis	8	204	1,140	5.6	12
3. John Elway	22	94	461	4.9	6
2. Sammy Winder	11	144	461	3.2	1

MOST CAREER POSTSEASON RUSHING YARDS BY AN NFL PLAYER

PLAYER	TEAM	YARDS	TD
1. Franco Harris	Pittsburgh	1,556	18
2. Emmitt Smith	Dallas	1,487	18
3. Thurman Thomas	Buffalo	1,432	16
4. Tony Dorsett	Dallas	1,383	9
5. Marcus Allen	L.A. Raid./K.C.	1,347	11
6. Terrell Davis	Denver	1,140	12

DAVIS CARRIES STRING OF SEVEN STRAIGHT POSTSEASON 100-YARD GAMES INTO 1999

Terrell Davis enters the 1999 season riding an NFL-record streak of seven straight 100-yard rushing performances in postseason play:

MOST CONSECUTIVE 100-YARD POSTSEASON GAMES

PLAYER	TEAM	YEAR(S)	CONSECUTIVE 100-YD. GMS.
1. Terrell Davis	Denver	1997-98	7
2. John Riggins	Washington	1982-83	6
3. Thurman Thomas	Buffalo	1990-91	4

chise record 215 yards and one TD in Denver's 38-20 victory over the Bengals (9/21). He totaled a team-record 228 yards from scrimmage and topped the 3,000-yard rushing plateau in just his 34th game to establish another team record, and moved into third place in rushing touchdowns with his 23rd, passing Jon Keyworth. He also passed teammate John Elway for fourth place all-time in rushing yards, moving to 3,181. His efforts against the Bengals earned him AFC Offensive Player of the Week honors as well as Miller Lite NFL Player of the Week honors. A week later at Atlanta (9/28) Davis was held below 100 yards (23-79-1TD) for the first time all season in Denver's 29-21 victory, but still managed to pass Keyworth (699) for fifth place all-time in career rushing attempts by a Bronco. His explosive start to the season earned him AFC Offensive Player of the Month honors for September, the second time he has won such an award (also in September of 1996). Davis stole the Monday Night spotlight in Week Six vs. New England (10/6), as he continued his mastery of the New England Patriots with a 32-carry, 171-yard, two-touchdown performance in Denver's 34-13 victory. During the contest, Davis became the fastest Bronco in franchise history to reach 4,000 total yards from scrimmage, moved into fourth place all-time in rushing attempts by a Bronco, rushed for 100 yards for the 15th time, tying the franchise record, and moved into fourth place all-time in rushing touchdowns by a Bronco. His efforts earned him Miller Lite NFL Player of the Week honors for the second time in three weeks. It also upped his rushing total in three career games against the Patriots to 422 yards. Two weeks later, after the bye, at Oakland (10/19) he rushed for 85 yards on 23 carries (two touchdowns) and added seven receptions for 70 yards in Denver's first loss of the season. During the contest, Davis became the ninth player in NFL history to rush for 3,500 yards in his first three seasons. He also reached the 100-reception plateau for his career, equaling his career high with seven catches, and set a career high with 70 receiving yards. Davis also tallied his third two-point conversion of the season, tying a single-season NFL record shared by seven other players. Davis broke new ground again at Buffalo (10/26) when he rushed for 207 yards on a franchise-record 42 carries and one touchdown in Denver's 23-20 overtime victory over the Bills. He also had five receptions for 29 yards, giving him 236 total yards from scrimmage, another franchise record. Also during the contest, Davis set franchise records for most 100-yard rushing games in a career (his 16th), most carries in a game (42, breaking Bobby Humphrey's record of 34 set in 1990 and the 4th-highest total in NFL history) and fewest games needed to reach 1,000 rushing yards in a season (eight, breaking his own record of 10 set in 1996). He handled the ball 47 times during the contest, one off the NFL record, and also passed William Andrews for the eighth-most rushing yards in the first three years of a career. Davis also became the eighth back in NFL history to rush for 1,000 in each of his first three seasons in the league (the first Bronco to ever do so) and the first Bronco to have three 1,000-yard rushing seasons in his career. The next week vs. Seattle (11/2) Davis reached the 100-yard plateau once again (21-101) to tie his own team record (1996; also Bobby Humphrey, 1990; Otis Armstrong, 1974) for 100-yard games in a season, as Denver won 30-27. It enabled Davis — in just the ninth game of the year — to pass his rookie rushing total of 1,117 yards, accomplished in 14 games. Davis also had six receptions for 17 yards in the game, making him the team's leading receiver for the second straight week, and passed Marcus Allen for the 10th-most total yards from scrimmage over the first three years of an NFL career, as well as passing Jim Brown for the sev-

DAVIS POSTS FOURTH-BEST POSTSEASON RUSHING GAME

With a 199-yard outburst vs. Miami in an AFC Divisional Playoff Game, Jan. 9, 1999, Terrell Davis etched his name further into the NFL record book. His performance — while also representing a Broncos postseason record — ranked fourth on the NFL's all-time postseason single-game list:

MOST RUSHING YARDS IN A POSTSEASON GAME, NFL

PLAYER	TEAM	YARDS	OPPONENT	DATE
1. Eric Dickerson	L.A. Rams	248	Dallas	Jan. 4, 1986
2. Keith Lincoln	San Diego	206	Boston	Jan. 5, 1964
3. Tim Smith	Washington	204	Denver	Jan. 31, 1988
4. Terrell Davis	Denver	199	Miami	Jan. 9, 1999

MOST CONSECUTIVE 1,000-YARD SEASONS TO BEGIN A CAREER

With his 136-yard performance against Jacksonville Oct. 25, 1997, Terrell Davis reached the 1,000-yard rushing mark for the fourth consecutive season, making him the fifth player in NFL history to rush for 1,000 yards in each of his first four years in the league. Here is a look at the exclusive company joined by Davis in 1998:

PLAYER, TEAM	YEARS	YEAR 1 (YDS.-AVG.)	YEAR 2 (YDS.-AVG.)	YEAR 3 (YDS.-AVG.)	YEAR 4 (YDS.-AVG.)	TOTAL
B. Sanders, Det.	(10) 1989-98	'89 (1,470-5.3)	'90 (1,304-5.1)	'91 (1,548-4.5)	'92 (1,352-4.3)	5,674
E. Dickerson, Rams	(7) 1983-89	'83 (1,808-4.6)	'84 (2,105-5.6)	'85 (1,234-4.2)	'86 (1,821-4.5)	6,968
T. Dorsett, Dal.	(5) 1977-81	'77 (1,007-4.8)	'78 (1,325-4.6)	'79 (1,107-4.4)	'80 (1,185-4.3)	4,624
E. Campbell, Hou.	(4) 1978-81	'78 (1,450-4.8)	'79 (1,697-4.6)	'80 (1,934-5.2)	'81 (1,376-3.8)	6,457
T. Davis, Den.	(4) 1995-98	'95 (1,117-4.7)	'96 (1,538-4.5)	'97 (1,750-4.7)	'98 (2,008-5.1)	6,413
C. Martin, N.E./N.Y.	(4) 1995-98	'95 (1,487-4.0)	'96 (1,152-3.6)	'97 (1,180-4.2)	'98 (1,287-3.5)	5,086

enth-most rushing yards in the first three years of a career. A week later Davis established a new franchise record with his eighth 100-yard game of the season, tallying 104 yards on 21 carries, and passed Walter Payton for the sixth-most rushing yards in the first three years of an NFL career. A week later at Kansas City (11/16) Davis ran his streak of 100-yard games to four as he tied Otis Armstrong's and Bobby Humphrey's franchise record for the third time in his young career. He also became the fourth-quickest player in NFL history (and the quickest in franchise history) to rush for 4,000 yards (41 games), and also passed Billy Sims and Thurman Thomas for eighth place in most total yards from scrimmage over the first three years of a career. He was held under 100 yards for just the second time all season vs. Oakland Nov. 24 on Monday Night Football, but tied his own franchise record with three touchdowns, and set a new standard with all three coming via the ground. Davis had twice previously posted two rushing and one receiving touchdown in the same game, but never three rushing. It marked the 19th time in franchise history that a player had scored three touchdowns in a game and the fifth time that all three scores were rushing touchdowns. During the contest, Davis also went over the 5,000-yard mark in total yards from scrimmage in his career faster than any player in franchise history (42 games). He also became just the eighth player in league history to accomplish this feat in the first three years of his career. Davis continued his assault on the record books the following week in his hometown of San Diego (11/30), rushing for more than 150 yards for the fourth time this season — and more than 100 yards for the 10th time — by totaling 178 yards on 26 carries and one TD in Denver's 38-28 victory over the Chargers. This was Davis' 20th 100-yard game in just his 43rd NFL contest, making him the fifth fastest player to reach 20 100-yard performances. He also set new single-season marks in rushing and total yards from scrimmage, surpassing his own team marks set in 1996 (1,538 rushing / 1,848 total). He also passed teammate John Elway (32) for third place in career TD runs, passed Emmitt Smith, William Andrews and Herschel Walker for seventh, sixth and fifth place, respectively in total yards from scrimmage during the first three years of a career, and passed Smith for fifth place all-time in rushing yards in the first three years of a career. His rushing touchdown was his 13th, tying his own team record (1996). Davis moved into third place all-time in rushing yards during the first three years of a career (4,333) with his 75-yard output at Pittsburgh (12/7), passing Barry Sanders and Otis Anderson, and also went over the 2,000-yard mark in single-season total yards from scrimmage (26th time in NFL history), broke his own team

FEWEST GAMES NEEDED TO REACH 1,000 YARDS IN A SINGLE SEASON

With his 136-yard rushing performance against Jacksonville Oct. 25, 1998, Terrell Davis became just the third player in NFL history to rush for 1,000 yards in seven games, joining the likes of Famers Jim Brown and O.J. Simpson. This feat has now been accomplished four times, twice by Simpson:

FASTEST TO 1,000 YARDS IN A SEASON BY AN NFL RUNNING BACK

PLAYER, TEAM	YEAR	NO. OF GAMES NEEDED TO REACH 1,000	RUSHING YARDS AFTER 7 GMS.	RUSHING YARDS FOR SEASON
Terrell Davis, Den.	1998	7	1,001	2,008
Jim Brown, Cleve.	1958	7	1,011	1,527
O.J. Simpson, Buf.	1973	7	1,025	2,003
O.J. Simpson, Buf.	1975	7	1,005	1,817

FASTEST TO 1,000 YARDS IN A SEASON BY A BRONCOS RUNNING BACK

PLAYER	YEAR	NO. OF GAMES NEEDED TO REACH 1,000	RUSHING YARDS FOR SEASON
1. Terrell Davis	1998	7	2,008
2. Terrell Davis	1997	8	1,750
3. Terrell Davis	1996	10	1,538
4. Otis Armstrong	1974	12	1,407
5. Terrell Davis	1995	13	1,117
Floyd Little	1971	13	1,133

SUPER BOWL XXXII MOST VALUABLE PLAYER

Terrell Davis, a native of San Diego, made history in winning the Pete Rozelle Award as Most Valuable Player of Super Bowl XXXII. He not only became the first player to be named Super Bowl MVP for a game played in his hometown, but also became the sixth-lowest drafted player to receive this honor. The other players who were drafted even later than Davis (6th round, 196th selection in 1995) were Richard Dent (Chicago, 8th round, MVP in 1986), Jake Scott (Miami, 7th round, MVP in 1973), Roger Staubach (Dallas, 10th round, MVP in 1972), Larry Brown (Dallas, 12th round, MVP in 1996) and Bart Starr (Green Bay, 17th round, MVP in 1967 and '68). Davis and Marcus Allen (MVP 1984) have made Lincoln High School in San Diego the only high school ever to produce two Super Bowl MVPs. Davis' jersey No. 7 was retired at the high school in a special ceremony held Tues., Jan. 20, 1998 during Super Bowl week.

mark for rushing touchdowns in a season with his 14th, and broke his own team record for rushing attempts in a season (345). It was only the fourth of five times in 1997 that he would fail to reach 100 rushing yards in a game. This was also Davis' 14th consecutive game with at least 20 carries, breaking the NFL record previously held by Terry Allen (1995-96). At San Francisco (12/15) on Monday Night Football Davis rushed for just 28 yards on 10 carries and caught two passes for zero yards in just over a quarter of Denver's 34-17 loss to San Francisco. He left the game in the second quarter due to a mild anterior cruciate sprain to his right shoulder, but not before registering his 15th rushing touchdown of the season, tying his own franchise record for total touchdowns in a season (13 rush./2 rec., 1996). The injury forced him to be deactivated for the Broncos' regular season finale against San Diego. It was only the third game of his career that he had missed, including the two to end the 1995 regular season. In the preseason Davis looked sensational in limited duty, starting all five games at halfback and rushing 34 times for a team-leading 211 yards (6.2) with a long of 37 and two touchdowns. He also caught three passes for 46 yards (15.3) with a long of 20. Both rushing TDs came in the finale against San Francisco (8/23) on runs of 6 and 11 yards. **1997 Postseason:** In Davis' short NFL career, he has put up some astounding postseason numbers — most of them in 1997. He finished the 1997 postseason with 112 carries for 581 yards (5.2 avg.) and eight touchdowns in four games — all Broncos wins en route to the World Championship. Davis also had eight catches for 38 yards (4.8 avg.) in the postseason, brining his career postseason numbers (5 games) to 126 carries for 672 yards (5.3 avg.) and nine touchdowns, plus 15 receptions for 62 yards. In Denver's 42-17 AFC Wild Card Playoff Game victory over Jacksonville (12/27/97) Davis had the longest run in a postseason game by a Bronco (59 yards), and also logged the most carries (31), rushing yards (184), rushing touchdowns (2) and total touchdowns (2) of any Broncos postseason performer ever. His 5.9 yards-per-rush average against the Jaguars was topped only in team postseason annals by teammate Derek Loville's 9.4-yard average in the same game (11-103) and his own 6.5 average in the 1996 play-off game against the Jaguars. During the contest, he also moved into third place all-time in both carries and rushing yards in the postseason by a Bronco, passing Gaston Green (36) and Bobby Humphrey (38) in attempts and Gene Lang (138) and Humphrey (169) in yards. In Denver's 14-10 Divisional Playoff win at Kansas City (1/4/98), Davis rushed for 101 yards and two touchdowns on 25 carries (third-most ever in a postseason game by a Bronco), and added one reception for 17 yards, his longest postseason reception to date. This was Davis' second career postseason 100-yard game (second in a row), setting a new franchise record for postseason 100-yard games.

DAVIS AMONG SUPER BOWL RECORD-HOLDERS AFTER MVP PERFORMANCE

Terrell Davis returned to his hometown of San Diego for Super Bowl XXXII in January 1998 and rushed for 157 yards on 30 carries and scored three touchdowns, as Denver defeated Green Bay 31-24. He was named the game's Most Valuable Player, and set or tied three records, as detailed below:

MOST TOTAL TOUCHDOWNS IN A SUPER BOWL

1. Terrell Davis (3*), Denver vs. Green Bay, 1998
- Ricky Watters (3), San Francisco vs. San Diego, 1995
- Jerry Rice (3), San Francisco vs. Denver, 1990
- Jerry Rice (3), San Francisco vs. San Diego, 1995
- Roger Craig (3), San Francisco vs. Miami, 1985

* All rushing, most ever in a Super Bowl

MOST RUSHING ATTEMPTS IN A SUPER BOWL

- 38 John Riggins, Washington vs. Miami, 1983
- 34 Franco Harris, Pittsburgh vs. Minnesota, 1975
- 33 Larry Csonka, Miami vs. Minnesota, 1974
- 30 Terrell Davis, Denver vs. Green Bay, 1998
- 30 Emmitt Smith, Dallas vs. Buffalo, 1994

MOST POINTS IN A SUPER BOWL

1. Terrell Davis (18), Denver vs. Green Bay, 1998
- Ricky Watters (18), San Francisco vs. San Diego, 1995
- Jerry Rice (18), San Francisco vs. Denver, 1990
- Jerry Rice (18), San Francisco vs. San Diego, 1995
- Roger Craig (18), San Francisco vs. Miami, 1985

MOST RUSHING YARDS IN A SUPER BOWL

- 204 Tim Smith, Washington vs. Denver, 1988
- 191 Marcus Allen, Raiders vs. Washington, 1984
- 166 John Riggins, Washington vs. Miami, 1983
- 158 Franco Harris, Pittsburgh vs. Minnesota, 1975
- 157 Terrell Davis, Denver vs. Green Bay, 1998

DAVIS ONE OF FASTEST IN NFL HISTORY TO REACH 6,000 CAREER RUSHING YARDS

In just his 58th NFL game, Dec. 6, 1998, vs. Kansas City, Terrell Davis reached the 6,000-yard rushing mark, and did so faster than all but three other backs in league history (Eric Dickerson — 53 games; Earl Campbell — 56; and Jim Brown — 58). He is third all-time in rushing yards in the first four years of a career:

NFL PLAYERS WITH 6,000 RUSHING YARDS IN FIRST FOUR SEASONS

PLAYER, TEAM	YEARS	YEAR 1 (A-Y-Avg.)	YEAR 2 (A-Y-Avg.)	YEAR 3 (A-Y-Avg.)	YEAR 4 (A-Y-Avg.)	TOTAL
E. Dickerson, Rams*	1983-86	83 (390-1808-4.6)	84 (379-2105-5.6)	85 (292-1234-4.2)	86 (404-1821-4.5)	6,968
E. Campbell, Hou.*	1978-81	78 (302-1450-4.8)	79 (368-1697-4.6)	80 (373-1834-5.2)	81 (361-1376-3.8)	6,457
T. Davis, Den.*	1995-98	95 (237-1117-4.7)	96 (345-1538-4.5)	97 (369-1750-4.7)	98 (392-2008-5.1)	6,413

He also set the franchise record for most rushing and total touchdowns by a Bronco in the post-season with five. For the second consecutive week he tied the team record for most rushing and total touchdowns in a postseason game with two. Davis showed his mettle again the following week in Denver's 24-21 AFC Championship Game victory at Pittsburgh (1/11/98), rushing for 139 yards on 26 carries, and added his fifth postseason touchdown of 1997. It was his third consecutive 100-yard game in the postseason, tying four other NFL players for third place all-time in consecutive postseason 100-yard rushing games. He also passed Freeman McNeil (349 in 1982), Natrone Means (358 in 1996) and Thurman Thomas (390 in 1990) for fifth, fourth and third place respectively in most rushing yards in a single postseason. Teamwise, Davis surpassed David Treadwell (32) for the second most points scored in franchise postseason history (38), passed his teammate John Elway (80) for second place in postseason rushing attempts (96), and passed Elway (410) and Sammy Winder (461) to move into first place in postseason rushing yards by a Bronco. Lastly, Davis' 26 carries equaled the second-most carries in a postseason contest by a Bronco, tying Sammy Winder and remaining eight carries behind his own record he set in the Wild Card Game against Jacksonville (12/27/97). The 141 total yards represented his second-highest total in the postseason (195 vs. Jax., 12/27/97) and placed him second all-time in postseason total yards from scrimmage by a Bronco to earn NFL Offensive Player of the Week honors. Davis then capped one of the most memorable individual seasons in NFL history by rushing for 157 yards on 30 carries and scoring three touchdowns to earn Most Valuable Player honors in Denver's 31-24 victory over Green Bay in Super Bowl XXXII, in his hometown of San Diego (1/25/98). Davis also had two receptions for eight yards during the contest. The three TDs (all on the ground) tied a Super Bowl record for most points scored and most touchdowns scored in a single game, and he also set a Super Bowl record with three rushing touchdowns in a single game. The 157 yards ranks fifth all-time in a Super Bowl and the 30 carries ties for fourth all-time in a Super Bowl. Even more remarkable is the fact that Davis missed the entire second quarter while trying to fight off the onset of a migraine headache. He returned to start the second half and helped Denver control the ball and clock the rest of the way. Davis recorded his fourth consecutive 100-yard rushing game in postseason play, tying Thurman Thomas for the second-longest postseason 100-yard game streak in NFL history, and notched his 24th career 100-yard rushing game (fourth in the postseason), with Denver posting a 21-3 mark in those games (4-0 in postseason). It was also Davis' 14th 100-yard performance of the entire season, tying Barry Sanders (14 in 1997) for the NFL record. Davis also set the single-season record for most postseason touchdowns (8) and most postseason rushing touchdowns (8), and passed Marcus Allen (466 in 1983) for second place all-time in rushing yards in one postseason with 581 (John Riggins, 610, 1982). His 56 points scored moved him past Rich Karlis (55) into first on the Broncos' all-time postseason scoring list. He also passed Sammy Winder and Vance Johnson to move into first place all-time in postseason yards from scrimmage by a Bronco (734 yards in five games; avg. of 146.7 per game), and passed Eric Dickerson and Riggins to move into first place all-time in rushing yards (2,331) and rushing

DAVIS ONE OF FASTEST IN NFL HISTORY TO REACH 7,000 CAREER TOTAL YARDS

With his 188-yard total offense output against Oakland Nov. 22, 1998, Terrell Davis, in just his 56th NFL game, became the fastest Broncos player ever to reach 7,000 total yards from scrimmage. He also became just the second player in NFL history to reach 7,000 total yards in his first four NFL seasons, and now boasts the NFL's second-highest total yardage figure after the first four years of a career:

TOP FIVE TOTAL YARDAGE FIGURES OVER FIRST FOUR SEASONS OF A CAREER

PLAYER, TEAM	YEARS	ATT.	YARDS	TD	REC	YOS	TD	TOTAL YDS.	TD
1. E. Dickerson, Rams	1983-86	1,465	6,968	55	118	874	2	7,842	57
2. T. Davis, Den.	1995-98	1,343	6,413	56	152	1,181	4	7,594	61
3. B. Sanders, Det.	1989-92	1,189	5,674	52	130	1,276	5	6,968	57
4. M. Allen, Raid.	1982-85	1,081	4,638	44	237	2,304	13	6,942	57
5. E. Smith, Dal.	1990-93	1,262	5,699	50	189	1,235	3	6,934	53

NFL RUSHING AND TOTAL YARDAGE LEADERS — 1996-98

Terrell Davis finished first in the NFL in both rushing yards and total yards from scrimmage in each of his first two seasons before claiming his first NFL rushing title in 1998. Below is a look at the leaders, 1996-98:

1996 NFL RUSHING LEADERS					1997 NFL RUSHING LEADERS					1998 NFL RUSHING LEADERS				
PLAYER, TEAM	Yds.	(Att.-Avg.-TD)			PLAYER, TEAM	Yds.	(Att.-Avg.-TD)			PLAYER, TEAM	Yds.	(Att.-Avg.-TD)		
1. B. Sanders, Det.	1,553	(307-5.1-11)			B. Sanders, Det.	2,053	(335-6.1-11)			T. Davis, Den.	2,008	(392-5.1-21)		
2. T. Davis, Den.	1,538	(345-4.5-13)			T. Davis, Den.	1,750	(369-4.7-15)			J. Anderson, Atl.	1,846	(410-4.5-14)		
3. J. Bettis, Pitt.	1,431	(320-4.5-11)			J. Bettis, Pitt.	1,665	(375-4.4-7)			G. Hearst, S.F.	1,570	(310-5.1-7)		
1996 NFL TOTAL YARDAGE LEADERS					1997 NFL TOTAL YARDAGE LEADERS					1998 NFL TOTAL YARDAGE LEADERS				
PLAYER, TEAM	Yds.	RUSH.	REC.		PLAYER, TEAM	Yds.	RUSH.	REC.		PLAYER, TEAM	Yds.	RUSH.	REC.	
1. B. Sanders, Det.	1,855	1,411	444		B. Sanders, Det.	2,358	2,053	305		M. Faulk, Ind.	2,227	1,319	908	
2. T. Davis, Den.	1,848	1,538	310		T. Davis, Den.	2,037	1,750	287		T. Davis, Den.	2,225	2,008	217	
3. B. Sanders, Det.	1,700	1,553	147		D. Levens, G.B.	1,805	1,435	370		J. Anderson, Atl.	2,165	1,846	319	

attempts (495) for an entire season (regular and postseason). His regular and postseason total of 23 touchdowns (all on the ground) rank tied for fourth all-time. Davis, who had his high school jersey retired the Tuesday prior to the game became the second player from San Diego's Lincoln High School to receive Super Bowl MVP honors (Allen in January, 1984), making him the sixth-lowest drafted player to win the MVP award (sixth round in 1995). He also became the first player in the 32-year history of the game to earn this award while playing the game in his hometown.

1996: Davis' list of 1996 honors included Associated Press NFL Offensive Player of the Year, Sports Illustrated and UPI NFL Player of the Year, his first Pro Bowl selection, All-Pro selections from the Associated Press, *Sports Illustrated*, *The Sporting News*, *USA Today*, *Pro Football Weekly*, *Football Digest* and *College & Pro Football Newsweekly*, All-AFC nods from UPI and *Football News* and a third-place showing in the AP NFL Most Valuable Player voting. Davis led the AFC and was second in the NFL in both rushing yards (1,538 yards on 345 carries; 4.5) and total yards from scrimmage (1,848), and led the NFL in first downs earned (108). He was second in the AFC (3rd NFL) in both rushing touchdowns (13) and total touchdowns (15), and set franchise records in both categories. He also set franchise single-season records in rushing attempts, rushing yards and total yards, topping previous standards held by Sammy Winder (296 carries in 1984) and Otis Armstrong (1,407 rushing yards and 1,812 total yards in 1974). With 15 total touchdowns, Davis broke the franchise single-season record of 14 held by Sammy Winder (1986) and Anthony Miller (1995), and joined tight end Shannon Sharpe (10 TDs) to give the Broncos two players with double-figure touchdowns in the same season for the first time in franchise history. Davis teamed with QB John Elway and TE Shannon Sharpe to make the Broncos only the sixth team in NFL history to have a trio that had a 3,000-yard passer, 1,500-yard rusher, and 1,000-yard receiver. The trio along with WR Rod Smith, duplicated the feat in 1997, becoming the first team to do this in back-to-back seasons and only the third team to have two 1,000-yard receivers as part of the group. Davis got off to a quick start in '96, putting together a string of five 100-yard games over a six-game span — including four in a row — beginning with Week Two at Seattle when he tallied 111 yards on 28 carries in Denver's 30-20 victory. A week later vs. Tampa Bay (9/15) he posted the second-highest rushing total of his young career with 137 yards on 22 carries (6.2) despite missing more than a quarter due to symptoms of a migraine headache. He also finished with 23 receiv-

T.D. SCORING TDs IN BUNCHES

Terrell Davis' touchdown against Seattle in the 1998 season-finale (Dec. 27), was his 21st rushing and 23rd total for the season, a franchise record, and among the most ever scored by an individual in a single NFL season. He led the league in scoring by a non-kicker in 1998, with a franchise-record 138 points:

NFL SINGLE-SEASON TOUCHDOWN LEADERS, ALL-TIME

PLAYER	TEAM	YEAR	TOTAL TDs	RUSH.	REC.	RET.
1. Emmitt Smith	Dallas	1995	25	25	0	0
2. John Riggins	Washington	1983	24	24	0	0
3. Terrell Davis	Denver	1998	23	21	2	0
Jerry Rice	San Francisco	1987*	23	1	22	0
O.J. Simpson	Buffalo	1976*	23	16	7	0

*14-game season #15-game season

1998 NFL SCORING LEADERS (NON-KICKERS)

PLAYER	TEAM	POSITION	POINTS
1. Terrell Davis	Denver	Running Back	138
2. Randy Moss	Minnesota	Wide Receiver	106
3. Fred Taylor	Jacksonville	Running Back	102

MOST POINTS IN A SEASON, BRONCOS

PLAYER	POINTS	YEAR
1. Terrell Davis	138	1998
2. Gene Mingo	137	1962
3. Jason Elam	132	1995

CONSECUTIVE GAMES SCORING AT LEAST ONE TOUCHDOWN, BRONCOS

PLAYER	GAMES SCORING	YEAR(S)
1. Terrell Davis	8	1998
2. Vance Johnson	6	1987
Floyd Little	6	1972
Al Denson	6	1969
Lionel Taylor	6	1960-61

ing yards on four catches (5.8). Davis left the game late in the first quarter when his vision became blurred and he felt nauseous, but he returned to start the second half and carried the entire offense to the come-from-behind win. He rushed eight times for 39 yards on the Broncos' 14-play, 80-yard game-winning drive that consumed 8:11 in the fourth quarter. He capped the drive with a three-yard touchdown run to give Denver the 27-23 win. The following week at Kansas City (9/22) he put together his third straight 100-yard game, rushing for 141 yards (second-highest in his career at the time) and two touchdowns on 19 carries (7.4). He scored from six yards out in the first quarter, then topped that with a then-career-best 65-yard scoring run in the second. He had already tallied 130 yards on 14 carries by halftime. The following week at Cincinnati (9/29) he notched his fourth straight 100-yard game with 112 yards on 24 carries (4.7). His long carry was a 19-yarder. His fourth straight game over the century mark tied a Broncos record set by Bobby Humphrey in 1990 and Otis Armstrong in 1974. On Oct. 6 vs. San Diego he rushed 17 times for 50 yards, while suffering the effects of a migraine headache that kept him out of the game for much of the second quarter. The Broncos used primarily a one-back offense during the game due to a knee injury suffered by starting fullback Aaron Craver the week before at Cincinnati. He also caught a season-high six passes for 42 yards after not catching a pass in the previous two games. Davis had the best day of his young career on Oct. 20 vs. Baltimore, setting a franchise record with 194 yards on 28 carries (6.9), including a career-best 71-yard touchdown run in the first quarter of Denver's 45-34 victory. The run was the fourth-longest ever by a Bronco, and the longest since 1973 (Joe Dawkins at K.C., 10/7). He also scored later from four yards out, and caught three passes for 19 yards (6.3). His 213 total yards also were a career high. Davis' reached the 2,000-yard rushing mark for his career with his 77-yard effort vs. Kansas City (10/27), making him the fastest to reach that milestone in Broncos history. It was his 22nd game, four earlier than Bobby Humphrey who reached the mark in his 26th game. Versus Chicago (11/10) Davis' 25-yard run in the second quarter pushed him over the 1,000-yard mark for the season, the earliest a Bronco has ever done so (game 10; Otis Armstrong topped 1,000 in the 12th game of the '74 season). Nov. 17 at New England he tallied his sixth 100-yard game of 1996, rushing for 154 yards on a career-high 32 carries, and adding 56 yards on four catches for 210 total yards in Denver's 34-8 victory. The performance earned him not only AFC Offensive Player of the Week honors for the second in 1996 (also Week Eight), but also the Miller Lite NFL Player of the Week award. His total yardage figure was second-best in his career, trailing only his 213-yard effort vs. Baltimore (10/20). He also tied his own (and several others') Broncos record with three touchdowns, rushing for two and catching another, matching his effort vs. Washington last year (9/17). Davis' 68 yards at Minnesota (11/24) allowed him to move past Bobby Humphrey (2,386 yards) on the franchise's all-

TOUCHDOWN TERRELL

With his three touchdown runs vs. Kansas City Dec. 6, 1998, Terrell Davis passed Marcus Allen and moved into first place for most total touchdowns scored in the first four years of a career. Davis also passes Barry Sanders, Eric Dickerson and Chuck Foreman on the historic day:

MOST TOTAL TOUCHDOWNS IN THE FIRST FOUR SEASONS OF A CAREER

PLAYER	TEAM	TOTAL TOUCHDOWNS	RUSH.	REC.	OTHER
1. Terrell Davis	Denver	61	56	5	0
2. Marcus Allen	Raiders	58	44	13	1 (recovered fumble in end zone)
3. Barry Sanders	Detroit	57	52	5	0
Eric Dickerson	L.A. Rams	57	55	2	0
Chuck Foreman	Minnesota	57	39	18	0

(Davis is also the leader in rushing touchdowns, with 56, followed by Earl Campbell and Eric Dickerson (55), and Barry Sanders 52)

NFL'S LEADING TOUCHDOWN SCORERS, 1995-98

PLAYER	TEAM	1995	1996	1997	1998	TOTAL
1. Terrell Davis	Denver	8	15	15	23	61
2. Emmitt Smith	Dallas	25	15	4	15	59
3. Cris Carter	Minnesota	17	10	13	12	52
4. Curtis Martin	New Eng./N.Y. Jets	15	17	5	9	46

T.D.'s 50-YARD TDs

Terrell Davis' 59- and 63-yard touchdown runs against Dallas Sept. 13, 1998 were the fifth and sixth scoring runs of 50 yards or more in his four-year career, ranking him among the NFL's active leaders in touchdown runs of 50 or more yards:

MOST CAREER TOUCHDOWNS RUNS OF 50 OR MORE YARDS, ACTIVE PLAYERS

PLAYER	TEAM	50+-YARD TD RUNS	LAST TIME
1. Barry Sanders	Detroit	15	10/15/98 vs. Packers
2. Terrell Davis	Denver	6	9/13/98 vs. Cowboys
3. Napoleon Kaufman	Oakland	5	9/13/98 vs. Giants
Emmitt Smith	Dallas	5	9/4/95 at Giants

time rushing list. Davis' touchdowns in the game came on a one-yard run and a one-yard pass reception, giving him five scores over a two-game stretch. On Dec. 1 vs. Seattle Davis tallied his seventh 100-yard game of the 1996 season, tying Otis Armstrong's franchise record set in 1974, during Denver's 34-7 division-clinching victory. Davis carried the ball 26 times for 106 yards and one touchdown, and caught two passes for 15 yards. The following week at Green Bay (12/8) he rushed for 54 yards on 14 carries to establish franchise single-season records in both categories, topping the previous highs of 1,407 yards (Otis Armstrong, 1974) and 296 carries (Sammy Winder, 1984). Davis' five-yard carry to end the first half was the run that put him over Armstrong's yardage record. Against the Raiders (12/15) Davis carried the ball 27 times for 80 yards with a long of 12 and one touchdown, to set a new Broncos single-season record for total yards in a season in Denver's 24-19 win. He topped the previous standard of 1,812 yards set by Otis Armstrong in 1974. His three-yard touchdown run in the first quarter staked Denver to an early 7-0 lead, and was his 14th of the season, tying a franchise record. At San Diego (12/ 22) he started at tailback but played only into the second quarter. He carried nine times for 21 yards and a touchdown, and caught one pass for nine yards. His one-yard touchdown run in the first quarter put Denver ahead 10-0. In the game Davis surpassed Jon Keyworth (2,653 yards) for fifth place on the Broncos' career rushing list, and registered his 15th touchdown (13 rushing, two receiving) to establish a new franchise record. In Denver's AFC Divisional Playoff vs. Jacksonville (1/4/97) Davis started at tailback and rushed 14 times for 91 yards (6.5) with a long of 47 yards and one touchdown, while catching a game-high seven passes for 24 yards with a long of 6. His 47-yard run in the first quarter was the longest ever by a Bronco in the postseason, and set up Denver's first touchdown. Davis' 91 rushing yards were the second-most by Bronco in the postseason, trailing only Sammy Winder's 102-yard effort vs. New England, Jan. 4, 1987, and his seven receptions tied for third-most in a postseason game with Vance Johnson (1/14/90 and 1/12/92), Steve Sewell (1/12/92) and Jesse Myles (12/24/83). Davis scored on a two-yard run with 7:37 remaining in the game to pull Denver within 23-20, and added the two-point conversion himself. Davis mildly sprained the medial collateral ligament in his right knee in the first quarter, and left the game for several plays before returning.

1995: Davis started 14 of the Broncos' 16 games, missing the final two (at Kansas City, 12/17 and at Oakland, 12/24) with a hamstring tear suffered in the first quarter vs. Seattle (12/10). For the season he led the team with 1,117 rushing yards on 237 carries (4.7) with seven touchdowns and a long of 60 yards (at Houston, 11/26) that went for a touchdown. Through the air, Davis caught 49 passes for 367 yards (7.5) with one touchdown and a long reception of 31. He was voted by his teammates as the club's Offensive MVP for '95, and finished second in the voting for NFL Offensive Rookie of the Year by a nationwide media panel. He garnered 16 votes, trailing only New England's Curtis Martin, who tallied 57, but was selected by *Football Digest* as its NFL Rookie of the Year. Davis was also voted to All-Rookie teams published by *Pro Football Weekly* and *Football News*, and was selected as a Pro Bowl alternate at running back. In 1995 Davis

DAVIS' PLAYER OF THE WEEK AND PLAYER OF THE MONTH HONORS

AFC OFFENSIVE PLAYER OF THE MONTH

September 1996
September 1997
September 1998
October 1998

MILLER LITE/NFL PLAYER OF THE WEEK

1996 Week 12 (Nov. 17, 1996) at New England
1997 Week 4 (Sept. 21, 1997) vs. Cincinnati
1997 Week 6 (Oct. 6, 1997) vs. New England
1998 Week 2 (Sept. 13, 1998) vs. Dallas

AFC OFFENSIVE PLAYER OF THE WEEK

1996 Week 8 (Oct. 20, 1996) vs. Baltimore
1996 Week 12 (Nov. 17, 1996) at New England
1997 Week 4 (Sept. 21, 1997) vs. Cincinnati
1998 Week 2 (Sept. 13, 1998) vs. Dallas
1998 Week 5 (Oct. 4, 1998) vs. Philadelphia
1998 Week 8 (Oct. 25, 1998) vs. Jacksonville
1998 Week 17 (Dec. 27, 1998) vs. Seattle

NFL OFFENSIVE PLAYER OF THE WEEK

1997 Conf. Championship Weekend (Jan. 11, 1998) at Pittsburgh

LOWEST-DRAFTED NFL ROOKIES TO RUSH FOR 1,000 YARDS, FIRST YEAR

PLAYER	TEAM	YEAR	YDS.	DRAFT POS.
Terrell Davis	Denver	1995	1,117	6th (196th)
Don Woods	San Diego	1974	1,162	6th (134th)*
Ron Moore	Phoenix	1993	1,018	4th (87th)

* - Woods actually drafted by Green Bay

became the first Bronco to rush for 1,000 yards in a season since Gaston Green tallied 1,037 in 1991, and the first Broncos rookie to do so since Bobby Humphrey racked up 1,151 in 1989. He is also the lowest-drafted player in National Football League history to rush for 1,000 yards in his rookie season. The Chargers' Don Woods, who rushed for more than 1,000 in 1974, was also a sixth-round pick (by the Packers), but was selected earlier overall in the draft than Davis, the 196th pick in the 1995 draft. His season total of 1,484 total yards from scrimmage ranked fifth in the AFC and 16th in the NFL — despite missing two games — and were the most ever by a Broncos rookie. He finished third in the AFC in rushing (1,117 yards; 9th NFL) and fourth in total first downs (76; tied for 18th NFL). In the season opener vs. Buffalo, Davis started at tailback in his first professional game, carrying the ball a team-leading 20 times for 70 yards (3.5) with a long of 17, and catching two passes for nine yards (4.5) with a long of seven. He scored his first professional touchdown on a three-yard run with 3:22 remaining in the game to cap the Broncos scoring. Davis became the sixth Broncos rookie to start at tailback in a season-opener, and the first since Jeff Alexander in 1989. His statistics were the best of any of the six previous opening-day starters. Against Washington (9/17), Davis tied a Broncos' record with three touchdowns (2 rushing, 1 receiving) in a 13-carry, 68-yard performance, and caught a team-leading seven passes for 61 yards. Davis registered his first 100-yard performance in his ninth professional game, rambling for 135 on 22 carries against Arizona (11/5), including a 34-yarder. Davis' 135 yards against Arizona were the most by a Broncos running back at Mile High Stadium since Dec. 8, 1974 (Otis Armstrong, 183 yards against Houston), and the most by a Bronco in any game since Sept. 29, 1991 (Gaston Green, 158 yards at Minnesota), as well as the highest single-game total by a rookie in Broncos franchise history. His 34-yard run on the second play from scrimmage was the longest of his career up to that point, and highlighted an opening drive on which he carried the ball six times for 60 yards, capped by a 5-yard TD run that put the Broncos ahead 7-0. He also caught three passes for 25 yards, with a long of 18, to give him a then-career-best 160 total yards from scrimmage. He topped that effort in Game 11 vs. San Diego (11/19) when he powered his way to 176 yards on 30 carries — the third-best rushing performance in club history at the time. It was the most yards by a Bronco since Bobby Humphrey gained 177 on 34 carries at Buffalo Sept. 30, 1990, and the most by a Bronco at Mile High, again, since Armstrong's aforementioned effort in 1974. He gained 98 yards in the first half, and also finished strong, carrying the ball six times for 53 yards on the Broncos' final drive, which was capped by a 32-yard game-winning field goal from Jason Elam with 0:02 remaining. Davis surpassed the 1,000-yard mark against Jacksonville (12/3) on his first carry of the day, a 13-yarder around left end, en route to a 21-carry, 84-yard performance. Davis strung together three 100-yard games in four outings late in the season, going for 135 vs. Arizona (11/5), 176 vs. San Diego (11/19) and 110 at Houston (11/26). His 60-yard scoring jaunt in the second quarter of the Houston game was the longest of his career, and the longest by a Bronco since 1992. He also caught a career-best seven passes for 30 yards. With his 140 total yards from scrimmage, Davis improved his season total to 1,348, surpassing Bobby

100 YARDS IN A HALF — AND IN A QUARTER

Even more remarkable than Terrell Davis' 31 100-yard games is his list of 100-yard halves, which stands at 10 — as well as four 100-yard quarters — after his first four years in the league:

100-YARD HALVES BY TERRELL DAVIS (AND FOUR 100-YARD QUARTERS)

DATE	OPPONENT	HALF	YARDS	100-YD. QTR.	FINAL TOTAL
Sept. 22, 1996	at Kansas City	1st	130		141
Oct. 20, 1996	vs. Baltimore	1st	118		194
Sept. 21, 1997	vs. Cincinnati	2nd	130	4th — 106 yds.	215
Oct. 6, 1997	vs. New England	2nd	114		171
Oct. 26, 1997	at Buffalo	1st	124		207
Nov. 16, 1997	at Kansas City	1st	108		127
Sept. 13, 1998	vs. Dallas	1st	154	1st — 138 yds.	191
Oct. 4, 1998	vs. Philadelphia	1st	168	1st — 120 yds.	168
Oct. 11, 1998	at Seattle	2nd	135	4th — 122 yds.	208
Nov. 22, 1998	vs. Oakland	1st	110		162

(career highs in bold)

TERRELL DAVIS' 68 CAREER RUSHING TOUCHDOWNS (56 REG. SEASON / 12 POSTSEASON)

BY YARDAGE	REGULAR SEASON	POST-SEASON	BY QUARTER	REGULAR SEASON	POST-SEASON	RUSHING TOUCHDOWNS BY GAME
70-79 yards	1	0	1st quarter	19	5	4 game with three touchdowns (one more in postseason)
60-69 yards	3	0	2nd quarter	18	2	9 games with two touchdowns (3 more in postseason)
50-59 yards	2	0	3rd quarter	5	2	26 games with one touchdown (3 more in postseason)
40-49 yards	2	0	4th quarter	14	3	
30-39 yards	1	1	Overtime	0	0	
20-29 yards	3	1	BY HALF			
10-19 yards	4	0	First Half	37	7	
5-9 yards	9	2	Second Half	19	5	
4 yards	3	0	Overtime	0	0	
3 yards	7	0				
2 yards	7	2				
1 yard	14	6				

Humphrey for the most total yards in a season by a Broncos rookie (Humphrey had 1,307 in 1989). Davis began training camp behind several players on the Broncos' depth chart at running back, but worked his way into the starting lineup by the final preseason game at Jacksonville (8/25/95).

COLLEGE: Davis continued a strong tradition of standout tailbacks from Georgia throughout the '80s and '90s — following in the footsteps of Herschel Walker, Rodney Hampton, Garrison Hearst and Tim Worley — after transferring from Long Beach State. He spent his first collegiate season playing under George Allen for the 49ers, until the program was eliminated following the 1991 season, in which Davis rushed for 262 yards and two touchdowns on 55 carries (4.8). He transferred to Georgia where he played three seasons — the first behind Garrison Hearst, who finished third in the Heisman Trophy voting in 1992. He finished his career at Georgia with 1,657 yards on 317 carries (5.2) and 15 touchdowns. Davis also caught 46 passes for 529 yards (11.5) and four touchdowns. As a senior in 1994 Davis played in eight games as a scabbard and started seven. He missed three contests due to a groin injury, but still managed to lead the team with 445 yards and seven touchdowns on 97 carries (4.6 average), in addition to 31 receptions for 330 yards (10.7). He had his finest campaign as a junior when he played in all 11 games and started six at scabbard, leading the team with 824 yards on 167 carries (4.9) and five touchdowns, along with 12 receptions for 161 (13.4) and three scores. Davis played behind Garrison Hearst as a sophomore in his first year at Georgia in '92, seeing action in 10 games, and finished the season with 388 yards on 53 carries (7.3) and three touchdowns, plus three receptions for 38 yards (12.7) and one score. He was a consumer economics major at Georgia.

PERSONAL: Davis was an All-CIF second-team all-league first-team selection as a senior at Lincoln Prep in San Diego, Calif., where he played six different positions, including nose guard, and also lettered in track. His No. 7 was retired by the school Tues., Jan. 20, 1998 in a ceremony attended by Davis during preparations for Super Bowl XXXII in San Diego. He is an avid Sega video game player who particularly enjoys playing Madden Football '99. Davis was presented with a 1997 ESPY Award for Best Performance Under Pressure, in recognition of his record-breaking exploits in Super Bowl XXXII, and a 1998 ESPY for Pro Football Performer of the Year. During the past two seasons he has made appearances on The Late Show with David Letterman, The Tonight Show with Jay Leno, Live with Regis and Kathy Lee, the WB network sitcom *Sister, Sister* and Sesame Street. In January, 1998, Davis — a life-long sufferer of migraine headaches — signed an agreement with New York-based Novartis Pharmaceuticals Corp. to endorse the company's Migranal nasal spray, which he used during the Super Bowl to combat the onset of a migraine. Part of the deal also calls for the establishment of the Terrell Davis Foundation for Migraine Education and Treatment. Davis traveled to Washington, D.C., April 20, 1999 to testify before the Senate Committee on Energy and Natural Resources about the urgent need for more urban parks and open space. An avid supporter of Pop Warner football, Davis was invited by Jon Butler, executive director of Pop Warner Little Scholars, to testify in favor of a bill that would appropriate a portion of some oil and gas revenues for parks and open space. Davis makes his home in Aurora, Colo. He was born Oct. 28 1972, in San Diego, Calif.

DAVIS' REGULAR SEASON RECORD

Year	Club	G	S	No.	Yds.	Avg.	LG	TD	No.	Yds.	Avg.	LG	TD	TD	TDp	TDt	2pt	Pts.
1995	Denver	14	14	237	1,117	4.7	60t	7	49	367	7.5	31	1	8	7	1	0	0 48
1996	Denver	16	16	345	1,538	4.5	71t	13	36	310	8.6	23	2	15	13	2	0	0 90
1997	Denver	15	15	369	1,750	4.7	50t	15	42	287	6.8	25	0	15	15	0	0	3 96
1998	Denver	16	16	392	2,008	5.1	70	21	25	217	8.7	35	2	23	21	2	0	0 138
CAREER TOTAL		61	61	1,343	6,413	4.8	71t	56	152	1,181	7.8	35	5	61	56	5	0	3 372

DAVIS' POSTSEASON RECORD

Year	Club	G	S	No.	Yds.	Avg.	LG	TD	No.	Yds.	Avg.	LG	TD	TD	TDp	TDt	2pt	Pts.
1996	Denver	1	1	14	91	6.5	47	1	7	24	3.4	6	0	1	1	0	0	1 8
1997	Denver	4	4	112	581	5.2	59	8	8	38	4.8	17	0	8	8	0	0	0 48
1998	Denver	3	3	78	468	6.0	62	3	4	69	17.3	39	0	3	3	0	0	0 18
CAREER TOTAL		8	8	204	1,140	5.6	62	12	19	131	6.9	39	0	12	12	0	0	1 74

DAVIS' SINGLE-GAME HIGHS

(Postseason in parenthesis)

Most rushes — 42 at Buffalo, 10/26/97 (32 vs. N.Y. Jets, 1/17/99). **Most rushing yards** — 215 vs. Cincinnati, 9/21/97 (199 vs. Miami, 1/9/99). **Longest rush** — 71 yards (TD) vs. Baltimore, 10/20/96 (62 vs. Miami, 1/9/99). **Most rushing TDs** — 3 vs. Kansas City, 12/6/98; vs. Jacksonville, 10/25/98; vs. Dallas, 9/13/98 and vs. Oakland, 11/24/97 (3 vs. Green Bay, 1/25/98). **Most receptions** — 7 at Oakland, 10/19/97; at Houston, 11/26/95 and vs. Washington, 9/17/95 (7 vs. Jacksonville, 1/4/97). **Most receiving yards** — 76 vs. Jacksonville, 10/25/98 (50 vs. Atlanta, 1/31/99). **Longest reception** — 35 yards vs. Jacksonville, 10/25/98 (39 vs. Atlanta, 1/31/99). **Most receiving TDs** — 1, five times; most recently vs. San Diego, 11/8/98. **Most Rushing Yards in a Quarter** — 138, 1st qtr. vs. Dallas, 9/13/98. **Most Rushing Yards in a Half** — 168, 1st half vs. Philadelphia, 10/4/98 (129, 1st half vs. Miami, 1/9/99). **Most total yards** — 236 (207 rushing/29 receiving) at Buffalo, 10/26/97 (206 (199 rushing/7 receiving) vs. Miami, 1/9/99). **Most total TDs** — 3, six times; four times with 3 rush. TDs and twice with 2 rush/1 rec. TD (3 vs. Green Bay (3 rush.), 1/25/98).

DAVIS' REGULAR SEASON TOP FIVE

(1998 Performances Boldfaced; * indicates franchise record)

YARDS RUSHING

215* — vs. Cincinnati, 9/21/97 (27 att., TD)
208 — at Seattle, 10/11/98 (30 att., TD)
 207 — at Buffalo, 10/26/97 (42 att., TD)
 194 — vs. Baltimore, 10/20/96 (28 att., 2TD)
 191 — vs. Dallas, 9/13/98 (23 att., 3 TD)

YARDS RECEIVING

76 — vs. Jacksonville, 10/25/98 (5 rec.)
 70 — at Oakland, 10/19/97 (7 rec.)
 61 — vs. Washington, 9/17/95 (7 rec., TD)
 56 — at New England, 11/17/96 (4 rec., TD)
 54 — at New England, 10/8/95 (5 rec.)

TOTAL YARDS FROM SCRIMMAGE

236* — at Buffalo, 10/26/97 (207 rush, 29 rec)
 228 — vs. Cincinnati, 9/21/97 (215 rush, 13 rec)
 214 — at San Diego, 11/30/97 (178 rush, 36 rec)
 213 — vs. Baltimore, 10/20/96 (194 rush, 19 rec)
 212 — vs. Jacksonville, 10/25/98 (136 rush, 76 rec)

DAVIS' POSTSEASON TOP FIVE

(1998 Performances Boldfaced; * indicates franchise postseason record)

YARDS RUSHING

199* — vs. Miami, 1/9/99 (21 att., 2TD)
 184 — vs. Jacksonville, 12/27/97 (31 att., 2TD)
167 — vs. N.Y. Jets, 1/17/99 (32 att., TD)
 157 — vs. Green Bay, 1/25/98 (30 att., 3TD)
 139 — at Pittsburgh, 1/11/98, (26 att., TD)

YARDS RECEIVING

50 — vs. Atlanta, 1/31/99 (2 rec.)
 24 — vs. Jacksonville, 12/27/97 (7 rec.)
 17 — at Kansas City, 1/4/98 (1 rec.)
12 — vs. N.Y. Jets, 1/17/99 (1 rec.)
 11 — vs. Jacksonville, 12/27/97 (4 rec.)

TOTAL YARDS FROM SCRIMMAGE

206* — Miami, 1/9/99 (199 rush, 7 rec)
 195 — vs. Jacksonville, 12/27/97 (184 rush, 11 rec)
179 — vs. N.Y. Jets, 1/17/99 (167 rush, 12 rec)
 165 — vs. Green Bay, 1/25/98 (157 rush, 8 rec)
 152 — vs. Atlanta, 1/31/99 (102 rush, 50 rec)

RUSHING ATTEMPTS

42* — at Buffalo, 10/26/97 (207 yds., TD)
 32 — vs. New England, 10/6/97 (171 yds., 2TD)
 32 — at New England, 11/17/96 (154 yds., 2TD)
31 — vs. Jacksonville, 10/25/98 (136 yds., 3 TD)
 31 — vs. Oakland, 11/22/98 (162 yds., TD)

RECEPTIONS

7 — at Oakland, 10/19/97 (70 yds.)
 7 — at Houston, 11/26/95 (30 yds.)
 7 — vs. Washington, 9/17/95 (61 yds., TD)
 6 — at Minnesota, 11/24/96 (37 yds., TD)
 6 — vs. San Diego, 10/6/96 (42 yds.)
 6 — vs. Seattle, 11/2/97 (17 yds.)

LONGEST RUNS FROM SCRIMMAGE

71t — vs. Baltimore, 10/20/96 (28-194, 2TD)
70 — at Seattle, 10/11/98 (30-208, TD)
 65t — at Kansas City, 9/22/96 (19-141, 2TD)
63t — vs. Dallas, 9/13/98 (23-191, 3 TD)
 60t — at Houston, 11/26/95 (19-110, TD)

RUSHING ATTEMPTS

32* — vs. N.Y. Jets, 1/17/99 (167 yds., TD)
 31 — vs. Jacksonville, 12/27/97 (184 yds., 2TD)
 30 — vs. Green Bay, 1/25/98 (157 yds., 3TD)
 26 — at Pittsburgh, 1/11/98 (139 yds., TD)
25 — vs. Atlanta, 1/31/99 (102 yds.)
 25 — at Kansas City, 1/4/98 (101 yds., 2TD)

RECEPTIONS

7 — vs. Jacksonville, 1/4/97 (24 yds.)
 4 — vs. Jacksonville, 12/27/97 (11 yds.)
2 — vs. Atlanta, 1/31/99 (50 yds.)
 2 — vs. Green Bay, 1/25/98 (8 yds.)
 1 — four times, last vs. N.Y. Jets, 1/17/99 (12 yds.)

LONGEST RUNS FROM SCRIMMAGE

62* — vs. Miami, 1/9/99 (21-199, 2TD)
 59 — vs. Jacksonville, 12/27/97 (31-184, 2TD)
 47 — vs. Jacksonville, 1/4/97 (14-91)
 43 — at Pittsburgh, 1/11/98 (26-139, TD)
 41 — at Kansas City, 1/4/98 (25-101, 2TD)



TERRELL DAVIS CAREER GAME-BY-GAME

(Davis has started all 61 games; Denver victories asterisked)

1995		RUSHING					RECEIVING					SCORING	
Date	Opponent	No.	Yds.	Avg.	LG	TD	No.	Yds.	Avg.	LG	TD	2pt.	Pts.
Sep 3	vs. Buffalo*	20	70	3.5	17	1	2	9	4.5	7	0	0	6
Sep 10	at Dallas	11	61	5.5	21	0	3	26	8.7	17	0	0	0
Sep 17	vs. Washington*	13	68	6.2	9	2	7	61	8.7	16	1	0	18
Sep 24	at San Diego	7	27	3.9	13	0	4	36	9.0	22	0	0	0
Oct 1	at Seattle	16	61	4.1	31	0	3	24	8.0	15	0	0	0
Oct 8	at New England*	24	97	4.0	32	1	5	54	10.8	31	0	0	6
Oct 16	vs. Oakland*	18	34	1.9	12	0	5	25	5.0	9	0	0	0
Oct 22	vs. Kansas City	18	69	3.8	12	0	5	39	7.8	12	0	0	0
Nov 5	vs. Arizona*	22	135	6.1	34	1	3	25	8.3	18	0	0	6
Nov 12	at Philadelphia	14	85	6.1	36	0	2	6	3.0	9	0	0	0
Nov 19	vs. San Diego*	30	176	5.9	19	1	2	20	10.0	13	0	0	6
Nov 26	at Houston	19	110	5.8	60	1	7	30	4.3	11	0	0	6
Dec 3	vs. Jacksonville*	21	84	4.0	13	0	1	12	12.0	12	0	0	0
Dec 10	vs. Seattle	5	40	8.0	28	0	0	0	0.0	0	0	0	0
Dec 17	at Kansas City	INACTIVE — HAMSTRING INJURY											
Dec 24	at Oakland*	INACTIVE — HAMSTRING INJURY											

1995 Regular Season Totals 237 1,117 4.7 60t 7 49 367 7.5 31 1 0 48

ΔHamstring injury

1996		RUSHING					RECEIVING					SCORING	
Date	Opponent	No.	Yds.	Avg.	LG	TD	No.	Yds.	Avg.	LG	TD	2pt.	Pts.
Sep 1	vs. N.Y. Jets*	19	72	3.8	10	1	3	23	7.7	10	0	0	6
Sep 8	at Seattle*	28	111	4.0	17	0	3	37	12.3	13	0	0	0
Sep 15	vs. Tampa Bay*	22	137	6.2	18	1	4	23	5.8	9	0	0	6
Sep 22	at Kansas City	19	141	7.4	65t	2	0	0	0.0	0	0	0	12
Sep 29	at Cincinnati*	24	112	4.7	19	0	0	0	0.0	0	0	0	0
Oct 6	vs. San Diego*	17	50	2.9	8	0	6	42	7.0	12	0	0	0
Oct 20	vs. Baltimore*	28	194	6.9	71t	2	3	19	6.3	10	0	0	12
Oct 27	vs. Kansas City*	21	77	3.7	25	0	1	22	22.0	22	0	0	0
Nov 4	at Oakland*	19	85	4.5	16	0	1	17	17.0	17	0	0	0
Nov 10	vs. Chicago*	21	76	3.6	25	1	2	10	5.0	9	0	0	6
Nov 17	at New England*	32	154	4.8	15	2	4	56	14.0	23	1	0	18
Nov 24	at Minnesota*	19	68	3.6	13	1	6	37	6.2	9	1	0	12
Dec 1	vs. Seattle*	26	106	4.1	16	1	2	15	7.5	10	0	0	6
Dec 8	at Green Bay	14	54	3.9	10	0	0	0	0.0	0	0	0	0
Dec 15	vs. Oakland*	27	80	3.0	12	1	0	0	0.0	0	0	0	6
Dec 22	at San Diego	9	21	2.3	13	1	1	9	9.0	9	0	0	6

1996 Regular Season Totals 345 1,538 4.5 71t 13 36 310 8.6 23 2 0 90

Jan 4 vs. Jacksonville† 14 91 6.5 47 1 7 24 3.4 6 0 0 6

1996 Postseason Totals 14 91 6.5 47 1 7 24 3.4 6 0 0 6

†AFC Divisional Playoff

1997		RUSHING					RECEIVING					SCORING	
Date	Opponent	No.	Yds.	Avg.	LG	TD	No.	Yds.	Avg.	LG	TD	2pt.	Pts.
Aug 31	vs. Kansas City*	26	101	3.9	16	1	3	14	4.7	7	0	0	6
Sep 7	at Seattle*	21	107	5.1	14	1	0	0	0.0	0	0	0	6
Sep 14	vs. St. Louis*	21	103	4.9	12	0	1	4	4.0	4	0	0	0
Sep 21	vs. Cincinnati*	27	215	8.0	50t	1	2	13	6.5	8	0	0	6
Sep 28	at Atlanta*	23	79	3.4	13t	1	0	0	0.0	0	0	2	10
Oct 6	vs. New England*	32	171	5.3	34	2	2	7	3.5	4	0	0	12
Oct 19	at Oakland	23	85	3.7	19	2	7	70	10.0	17	0	1	14
Oct 26	at Buffalo*	42	207	4.9	29	1	5	29	5.8	25	0	0	6
Nov 2	vs. Seattle*	21	101	4.8	19	0	6	17	2.8	10	0	0	0
Nov 9	vs. Carolina*	21	104	5.0	14	0	1	12	12.0	12	0	0	0
Nov 16	at Kansas City	34	127	3.7	18	0	2	13	6.5	7	0	0	0
Nov 24	vs. Oakland*	21	69	3.3	19t	3	4	46	11.5	17	0	0	18
Nov 30	at San Diego*	26	178	6.8	24	1	4	36	9.0	16	0	0	6
Dec 7	at Pittsburgh	21	75	3.6	8	1	3	26	8.7	23	0	0	6
Dec 15	at San Fran.	10	28	2.8	7	1	2	0	0.0	1	0	0	6
Dec 21	vs. San Diego*	INACTIVE — HAMSTRING INJURY											

1997 Regular Season Totals 369 1,750 4.7 50t 15 42 287 6.8 25 0 3 96

Dec 27 vs. Jacksonville*Δ 31 184 5.9 59 2 4 11 2.8 6 0 0 12

Jan 4 at Kansas City† 25 101 4.0 41 2 1 17 17.0 17 0 0 12

Jan 11 at Pittsburgh*§ 26 139 5.3 43 1 1 2 2.0 2 0 0 6

Jan 25 vs. Green Bay*Ω 30 157 5.2 27 3 2 8 4.0 4 0 0 18

1997 Postseason Totals 112 581 5.2 59 8 8 38 4.8 17 0 0 48

ΔAFC Wild Card Playoff; †AFC Divisional Playoff; §AFC Championship Game; ΩSuper Bowl XXXII



1998		RUSHING					RECEIVING					SCORING	
Date	Opponent	No.	Yds.	Avg.	LG	TD	No.	Yds.	Avg.	LG	TD	2pt.	Pts.
Sep 7	vs. New England*	22	75	3.4	9	2	1	7	7.0	7	0	0	12
Sep 13	vs. Dallas*	23	191	8.3	63t	3	0	0	0.0	0	0	0	18
Sep 20	at Oakland*	28	104	3.7	17	0	1	8	8.0	8	0	0	0
Sep 27	at Washington*	21	119	5.7	42t	1	2	7	3.5	4	0	0	6
Oct 4	vs. Philadelphia*	20	168	8.4	57	2	0	0	0.0	0	0	0	12
Oct 11	at Seattle*	30	208	6.9	70	1	0	0	0.0	0	0	0	6
Oct 25	vs. Jacksonville*	31	136	4.4	37t	3	5	76	15.2	35	0	0	18
Nov 1	at Cincinnati*	27	149	5.5	18	2	1	3	3.0	3	0	0	12
Nov 8	vs. San Diego*	20	69	3.5	24t	1	2	19	9.5	15	1	0	12
Nov 16	at Kansas City*	18	111	6.2	41t	1	0	0	0.0	0	0	0	6
Nov 22	vs. Oakland*	31	162	5.2	20	1	3	26	8.7	10	0	0	6
Nov 29	at San Diego*	24	74	3.1	18	0	1	4	4.0	4	0	0	0
Dec 6	vs. Kansas City*	24	88	3.7	21	3	5	45	9.0	25	0	0	18
Dec 13	at New York Giants	28	147	5.3	27t	1	0	0	0.0	0	0	0	6
Dec 21	at Miami	16	29	1.8	9	0	2	5	2.5	8	0	0	0
Dec 27	vs. Seattle*	29	178	6.1	21	0	2	17	8.5	15	1	0	6

1998 Regular Season Totals 392 2,008 5.1 70 21 25 217 8.7 35 2 0 138

Jan 9 vs. Miami† 21 199 9.5 62 2 1 7 7.0 7 0 0 12

Jan 17 vs. New York Jets*§ 32 167 5.2 31t 1 1 12 12.0 12 0 0 6

Jan 31 vs. Atlanta*Ω 25 102 4.1 15 0 2 50 25.0 39 0 0 0

1998 Postseason Totals 204 1,140 5.6 62 12 19 131 6.9 39 0 0 18

†AFC Divisional Playoff; §AFC Championship Game; ΩSuper Bowl XXXIII

TERRELL DAVIS' 100-YARD RUSHING GAMES (38; INCLUDES 7 POSTSEASON)

*denotes Broncos win (Broncos are 27-4 in the regular season and 7-0 in the postseason when Davis rushes for 100 or more yards.)

Date	Opponent	Att.	Yds.	Avg.	LG	TD	Notes
11/5/95	vs. Arizona*	22	135	6.1	34	1	First career 100-yard game
11/19/95	vs. San Diego*	30	176	5.9	19	1	Most rushing yards by a rookie in franchise history
11/26/95	vs. at Houston	19	110	5.8	60t	1	60-yard TD longest run by a Broncos rookie
9/8/96	at Seattle*	28	111	4.0	17	0	First of franchise-record-tying four straight 100-yd. games
9/15/96	vs. Tampa Bay*	22	137	6.2	18	1	160 yards total offense despite migraine headache
9/22/96	at Kansas City	19	141	7.4	65t	2	130 rushing yards in first half
9/29/96	at Cincinnati*	24	112	4.7	19	0	Tied franchise record with fourth straight 100-yd. game
10/20/96	vs. Baltimore*	28	194	6.9	71t	2	Franchise record for rushing yds.; his longest carry (71t)
11/17/96	at New England*	32	154	4.8	15	2	Three TDs (ties franchise high); 210 total yds. (record)
12/1/96	vs. Seattle*	26	106	4.1	16	1	5-yd. TD capped scoring as Broncos clinched AFC West
8/31/97	vs. Kansas City*	26	101	3.9	16	1	First career 100-yard game in Week One of a season
9/7/97	at Seattle*	21	107	5.1	14	1	22nd career rushing TD, tied for fifth on franchise list
9/14/97	vs. St. Louis*	21	103	4.9	12	0	Third straight 100-yard game to open season
9/21/97	vs. Cincinnati*	27	215	8.0	50t	1	Broncos all-time single-game rushing high
10/6/97	vs. New England*	32	171	5.3	34	2	Sixth-fastest in NFL history to register 15 100-yd. games
10/26/97	at Buffalo*	42	207	4.9	29	1	Franchise records for carries (42) and total yards (236)
11/2/97	vs. Seattle*	21	101	4.8	19	0	Seventh 100-yard game of season to tie team record
11/9/97	vs. Carolina*	21	104	5.0	14	0	New franchise record for 100-yd. games in a season (8)
11/16/97	at Kansas City	34	127	3.7	18	0	4,000 career rush. yds.; fourth-fastest in NFL history
11/30/97	at San Diego*	26	178	6.8	24	1	New franchise records for single season yds. & attempts
12/27/97	vs. Jacksonville*Δ	31	184	5.9	59	2	Broncos postseason records for yds., att. and long run
1/4/98	at Kansas City†	25	101	4.0	41	2	Tied franchise postseason TD mark for 2nd straight week
1/11/98	at Pittsburgh*§	26	139	5.3	43	1	Broke franchise postseason rushing mark
1/25/98	vs. Green Bay*Ω	30	157	5.2	27	3	Super Bowl MVP; Super Bowl-record 3 rushing TDs
9/13/98	vs. Dallas*	23	191	8.3	63t	3	Scored on 59- and 63-yard touchdowns runs
9/20/98	at Oakland*	28	104	3.7	17	0	Davis' First 100-yard game versus Oakland
9/27/98	at Washington*	21	119	5.7	42t	1	Third-straight 100-yard game, en route to franchise record 7
10/4/98	vs. Philadelphia*	20	168	8.4	57	2	168 yards all came in first half; did not play second half
10/11/98	at Seattle*	30	208	6.9	70	1	Second-highest single-game total in franchise history
10/25/98	vs. Jacksonville*	31	136	4.4	37t	3	1,001 yards after seven games, ties NFL record
11/1/98	at Cincinnati*	27	149	5.5	18	2	Franchise-record seventh straight 100-yard game
11/16/98	at Kansas City*	18	111	6.2	41t	1	16th TD of season and 54th of career; both franchise records
11/22/98	vs. Oakland*	31	162	5.2	20	1	Second player ever to amass 7,000 total yards in 1st 4 seasons
12/13/98	at New York Giants	28	147	5.3	27t	1	Broke his own single-season rushing mark of 1,750 from 1997
12/27/98	vs. Seattle*	29	178	6.1	21	0	Broncos all-time leading rusher; 2,008 for season; 3rd all-time
1/9/99	vs. Miami†	21	199	9.5	62	2	Fourth-best single-game total in NFL postseason history
1/17/99	vs. New York Jets*§	32	167	5.2	31t	1	Sixth NFL player to amass 1,000 postseason rushing yards
1/31/99	vs. Atlanta*¶	25	102	4.1	15	0	NFL-record seventh straight 100-yard game in postseason

TERRELL DAVIS VS. THE NFL

(Regular season only)

		RUSHING						100	RECEIVING				
	G/S	Att.	Yds.	Avg.	LG	TD	Yds.		Rec.	Yds.	Avg.	LG	TD
Kansas City	7/7	160	714	4.5	651	7	4		16	133	8.3	25	0
Oakland	7/7	167	619	3.7	20	7	2		21	192	9.1	17	0
San Diego	7/7	133	595	4.5	241	4	2		20	166	8.3	22	1
Seattle	8/8	175	912	5.2	70	3	6		16	110	6.9	15	1
AFC West	29/29	635	2,840	4.5	70	21	14		73	601	8.2	25	2
Baltimore	1/1	28	194	6.9	711	2	1		3	19	6.3	10	0
Cincinnati	3/3	78	476	6.1	501	3	3		3	16	5.3	8	0
Tennessee/Houston	1/1	19	110	5.8	601	1	1		7	30	4.3	11	0
Jacksonville	2/2	52	220	4.2	371	3	1		6	88	14.7	35	0
Pittsburgh	1/1	21	75	3.6	8	1	0		3	26	8.7	23	0
AFC Central	8/8	198	1,075	5.4	711	10	6		22	179	8.1	35	0
Buffalo	2/2	62	277	4.5	29	2	1		7	38	5.4	25	0
Indianapolis	0/0	—	—	—	—	—	—		—	—	—	—	—
Miami	1/1	16	29	1.8	9	0	0		2	5	2.5	8	0
New England	4/4	110	497	4.5	34	7	2		12	124	10.3	31	1
N.Y. Jets	1/1	19	72	3.8	10	1	0		3	23	7.7	10	0
AFC East	8/8	207	875	4.2	34	10	3		24	190	7.9	31	1
AFC Totals	45/45	1,040	4,790	4.6	711	41	23		119	970	8.2	35	3
Atlanta	1/1	23	79	3.4	131	1	0		0	0	0.0	0	0
Carolina	1/1	21	104	5.0	14	0	1		1	12	12.0	12	0
New Orleans	0/0	—	—	—	—	—	—		—	—	—	—	—
St. Louis	1/1	21	103	4.9	12	0	1		1	4	4.0	4	0
San Francisco	1/1	10	28	2.8	7	1	0		2	0	0.0	1	0
NFC West	4/4	75	314	4.2	14	2	2		4	16	4.0	12	0
Chicago	1/1	21	76	3.6	25	1	0		2	10	5.0	9	0
Detroit	0/0	—	—	—	—	—	—		—	—	—	—	—
Green Bay	1/1	14	54	3.9	10	0	0		0	0	0.0	0	0
Minnesota	1/1	19	68	3.5	13	1	0		6	37	6.2	9	1
Tampa Bay	1/1	22	137	6.2	18	1	1		4	23	5.8	9	0
NFC Central	4/4	76	335	4.4	25	3	1		12	70	5.8	9	1
Arizona	1/1	22	135	6.1	34	1	1		3	25	8.3	18	0
Dallas	2/2	34	252	7.4	631	3	1		3	26	8.7	17	0
N.Y. Giants	1/1	28	147	5.3	271	1	1		0	0	0.0	0	0
Philadelphia	2/2	34	253	7.4	57	2	1		2	6	3.0	9	0
Washington	2/2	34	187	5.5	421	3	1		9	68	7.6	16	1
NFC East	8/8	152	974	6.4	631	10	5		17	125	7.4	18	1
NFC Totals	16/16	303	1,623	5.4	631	15	8		33	211	6.4	18	2
NFL Totals	61/61	1,343	6,413	4.8	711	56	31		152	1,181	7.8	35	5
Home	31/31	697	3,399	4.9	711	34	16		83	648	7.8	35	3
Road	30/30	646	3,014	4.7	70	22	15		69	523	7.6	31	2
Grass	47/47	1,021	4,833	4.7	711	46	23		119	963	8.1	35	4
Turf	14/14	322	1,580	4.9	70	10	8		33	218	6.6	25	1
Outdoors	54/54	1,188	5,669	4.8	711	51	27		133	1,053	7.9	35	4
Domes	7/7	155	744	4.8	70	5	4		19	128	6.7	15	1
All Sun. Games	53/53	1,187	5,811	4.9	711	47	29		135	1,074	8.0	35	5
Sunday Night	4/4	92	459	5.0	24	3	2		11	72	6.5	16	0
Mondays	8/8	156	602	3.9	411	9	2		17	107	6.3	17	0
Wins	45/45	1,080	5,469	5.1	711	47	27		111	897	8.1	35	5
Losses	16/16	263	944	3.6	651	9	4		41	284	6.9	23	0
August	1/1	26	101	3.9	16	1	1		3	14	4.7	7	0
September	17/17	349	1,792	5.1	651	16	10		33	254	7.7	22	1
October	13/13	319	1,557	4.9	711	14	6		47	407	8.7	35	0
November	18/18	419	2,033	4.9	601	16	11		51	377	7.4	23	3
December	12/12	230	930	4.0	28	9	3		18	129	7.2	25	1



DAVID DIAZ-INFANTE

GUARD

6-3 • 295 • 5TH YR. • SAN JOSE STATE

BORN: March 31, 1964 in San Jose, Calif.
HIGH SCHOOL: Bellarmine College Prep, San Jose, Calif.
RESIDES: Parker, Colo.
ACQUIRED: Free Agent, 1995
PRO YEAR: 5th • **YEAR WITH BRONCOS:** 5th
NFL GAMES PLAYED/STARTED: 38/9 • **POSTSEASON:** 7/0

63

David Diaz-Infante epitomizes resiliency in pro football. After spending the first nine seasons of his career establishing himself with stints in the NFL, the World League and the Canadian Football League, Diaz-Infante finally got a chance for some valuable playing time over the past three seasons, and showed that some players bloom later than others. His progress was slowed in 1998 as he missed the first six weeks of the season with a right knee injury, then contributed primarily on special teams for the remainder of the year. Diaz-Infante, believed to be the oldest player to ever make his first NFL start (32 years of age at Minnesota, 11/24/96), has now played in 38 NFL games (nine starts). He has the Broncos' key backup at the interior offensive line positions for the past two seasons, and has handled the snapping on all field goal and extra point attempts. Diaz-Infante's only prior playing experience in the NFL before joining the Broncos in 1995 was a three-game replacement stint with the San Diego Chargers during the 1987 players strike. From 1993-94 he played in the Canadian Football League with the Sacramento Gold Miners after having spent two seasons (1991-92) in the World League with the Frankfurt Galaxy.

1998: Diaz-Infante played in 10 games on special teams, handling the long-snapping for field goals and PATs, after being inactive (Fri.) for the first six games of the season because of a knee injury suffered during the preseason. He returned to practice in Week Four, prior to the Washington game (9/27), and played in his first game vs. Jacksonville (10/25). The injury — a tear of the anterior cruciate ligament in his right knee — occurred in practice Aug. 19, and surgery was performed Aug. 25. **Postseason:** Diaz-Infante saw action on special teams in all three contests, handling the long-snapping duties for field goals and PATs.

1997: Diaz-Infante saw action in all 16 games and started seven. He took over for Mark Schlereth at left guard for the final five games of the season while Schlereth recovered from back surgery, after having started two earlier games at right guard in place of the injured Brian Habib (vs. Seattle, 11/2; vs. Carolina, 11/9). His other action came primarily on special teams and as a reserve on the offensive line. Diaz-Infante's most extensive action prior to his first start came at Buffalo (10/26) when he replaced Habib at right guard for more than three quarters after Habib left the game with back spasms. Diaz-Infante also handled the long-snapping duties on field goals and PATs throughout the season. In the postseason, Diaz-Infante saw action on special teams in all four games as the long snapper for field goals and PATs. He also saw action on the offensive line in Denver's 42-17 Wild Card win over Jacksonville (12/27/97). **1996:** Diaz-Infante played in nine games and started two (at Minnesota, 11/24 and at San Diego, 12/22) at left guard in place of Mark Schlereth (knee). His start at Minnesota was the first of his NFL career, possibly making him the oldest first-time starter in modern NFL history, at age 33. He was active but did not play in the other seven games. Prior to his first start, Diaz-Infante's most extensive action of the season came at Cincinnati (9/29) when he replaced an injured Schlereth at left guard early in the first quarter. He also took Schlereth's place for the second half at New England (11/17). In Denver's AFC Divisional Playoff Game vs. Jacksonville Diaz-Infante was active but did not play. **1995:** Diaz-Infante spent the season on the Broncos' practice squad after being signed by the club March 30. **1994:** Diaz-Infante was nominated for CFL Offensive Lineman of the Year while playing for Sacramento. **1993:** Diaz-Infante started the season in the San Francisco 49ers training camp, but was released before the season. He then signed with Sacramento of the CFL where he played the entire season. **1992:** Diaz-Infante played for the Frankfurt Galaxy of the World League. **1991:** Diaz-Infante played for the Frankfurt Galaxy of the World League. **1990:** Diaz-Infante was not with any team. **1989:** Diaz-Infante began the season in the Los Angeles Rams' training camp but was injured and released. **1988:** Diaz-Infante was in camp with the Rams but was released during the last week of preseason camp. **1987:** Diaz-Infante made his NFL debut by playing in all three replacement games for the San Diego Chargers.

COLLEGE: Diaz-Infante played his college ball at San Jose State, where he was an honorable mention Associated Press, All-American, a first-team all-conference pick (UPI and PCAA) and a four-year letterwinner. He was a social science major at SJSU.

PERSONAL: David and his wife, Audra, have a son, Danté Antonio (10/3/97), and make their home in Parker, Colo. Diaz-Infante joined Broncos offensive linemen Tony Jones and Mark Schlereth on NBC's Late Night with Conan O'Brien show in late January 1998, days after the Broncos' Super Bowl win over Green Bay. David attended San Jose's Bellarmine Prep where he was the conference Lineman of the Year in 1981. He was born March 31, 1964 in San Jose, Calif.

DIAZ-INFANTE'S REGULAR SEASON RECORD

Year	Club	G	S
1987	San Diego	3	0
1991	Frankfurt (WLA)		
1992	Frankfurt (WLA)		
1993	Sacramento (CFL)		
1994	Sacramento (CFL)		
1995	Denver		
1996	Denver	9	2
1997	Denver	16	7
1998	Denver	10	0
CAREER TOTAL		38	9

DIAZ-INFANTE'S POSTSEASON RECORD

Year	Club	G	S
1997	Denver	4	0
1998	Denver	3	0
CAREER TOTAL		7	0



CHRIS DOERING WIDE RECEIVER

6-4 • 195 • 2ND YR. • FLORIDA

BORN: May 19, 1973 in Gainesville, Fla.
HIGH SCHOOL: P.K. Yonge High School in Gainesville, Fla.
RESIDES: Gainesville, Fla.
ACQUIRED: Free Agent, 1999
PRO YEAR: 2nd • **YEAR WITH BRONCOS:** 1st
NFL GAMES PLAYED/STARTED: 1/0

19

Chris Doering enters his second season in the NFL with aspirations of helping the Broncos deepen an already talented receiving corps. Doering has played in one NFL game, with Indianapolis in 1996, and caught one pass for 10 yards. He was originally drafted by Jacksonville in the sixth round (No. 185 overall) in 1996.

1998: Doering was out of football.

1997: Doering was in camp with the Indianapolis Colts, but he was waived at the end of camp. **1996:** Doering, who was originally drafted by Jacksonville in the sixth round (185th overall), finished the season with Indianapolis after being waived by the Jaguars Aug. 19. He was signed to the Colts' practice squad Aug. 27 and then elevated to the active roster Dec. 20. Doering made one catch for 10 yards at Cincinnati, Dec. 20. He spent games 1-15 on the practice squad and was inactive for the Colts' playoff game at Pittsburgh Dec. 29.

COLLEGE: Doering was a four-year letterman and three-year starter at Florida, catching 149 passes for 2,107 yards and a Southeastern Conference-record 31 touchdowns. The receptions and yardage totals ranked fourth in school history. He was a second-team AP All-American and a first-team All-SEC pick as a senior, leading the team and ranking 17th in the country with 70 receptions for 1,045 yards and a conference-record 17 TDs. After redshirting in 1991, Doering played in four games as a freshman, every game as a sophomore (5 starts) and all 13 as a junior (7 starts), catching 35 passes for 496 yards and seven TDs. He holds a degree in journalism/telecommunications from Florida and was an SEC Academic Honor Roll student.

PERSONAL: Doering attended P.K. Yonge High School in Gainesville, Fla., where he lettered in football, basketball and baseball. He was an all-state player in football and as a shortstop in baseball and helped the basketball team to the state title as a senior. Christopher Paul Doering was born May 19, 1973 in Gainesville, Fla.

DOERING'S REGULAR SEASON RECORD

Year	Club	G	S	RECEIVING				SCORING				2pt.	Pts.
				No.	Yds.	Avg.	LG	TD	TD	TdR	TdP		
1996	Indianapolis	1	0	1	10	10.0	10	0	0	0	0	0	0
1997													
1998													
CAREER TOTAL		1	0	1	10	10.0	10	0	0	0	0	0	0

TROY DUMAS LINEBACKER

6-3 • 242 • 4TH YR. • NEBRASKA

BORN: September 30, 1972 in Riverside, Calif.
HIGH SCHOOL: East High School, Cheyenne, Wyo.
RESIDES: Denver, Colo.
ACQUIRED: Free Agent, 1999
PRO YEAR: 4th • **YEAR WITH BRONCOS:** 1st
NFL GAMES PLAYED/STARTED: 16/0

55



Troy Dumas is a big, rangy linebacker who will battle with others for one of the coveted backup positions among Denver's linebacking corps. He is a fourth-year pro from Nebraska who has played in 16 career games but was out of football in 1998. Dumas was originally drafted by Kansas City in the third round (No. 97) in 1995.

1998: Dumas was out of football after being placed on the waived/injured list by St. Louis Aug. 8. He was subsequently placed on injured reserve Aug. 25 and then waived outright Aug. 27.

1997: Dumas played in eight games with Kansas City before being waived Nov. 19. He had eight tackles (four solo) on the season and another six on special teams (four solo). Dumas was signed by St. Louis five days later and played in two games with the Rams to finish out the '97 season.

1996: Dumas played in six games with the Chiefs, producing eight special teams tackles (seventh on the team). **1995:** Dumas missed all of his rookie season after suffering a knee injury in the second preseason game against Arizona (8/11). He was selected by the Chiefs in the third round (97th overall).

COLLEGE: Dumas played both linebacker and safety during his four-year college career at Nebraska, ending each season with an Orange Bowl appearance and the last year earning a national championship with the Huskers. He was named All-Big Eight as a senior, starting at strongside linebacker and finishing fourth on the team with 69 stops. Dumas had 20 tackles and four pass breakups as a junior, and 31 stops at safety as a sophomore. He finished his Husker career with 131 tackles.

PERSONAL: Dumas was an all-state selection at East High in Cheyenne, Wyo., where he led the state in punt returns as a senior with a 32.8 avg. and four touchdowns. Dumas was born Sept. 30, 1972 in Riverside, Calif.

DUMAS' REGULAR SEASON RECORD

Year	Club	G	S	UT	A	TT	S-Yds.	I-Yds.	PD	FF	FR	TD-Int.	TD-FR	S	Pts.
1995	Kan. City														
1996	Kan. City	6	0	0	0	0	0-0	0-0	0	0	0	0	0	0	0
1997	Kan. City	8	0	4	4	8	1-24	0-0	0	1	0	0	0	0	0
	St. Louis	2	0	0	0	0	0-0	0-0	0	0	0	0	0	0	0
1998															
CAREER TOTAL		16	0	4	4	8	1-24	0-0	0	1	0	0	0	0	0

ADDITIONAL STATISTICS: Special Teams Tackles - 1996 (8), 1997 (6) TOTAL (14).



JASON ELAM KICKER

5-11 • 200 • 7TH YR. • HAWAII

BORN: March 8, 1970 in Ft. Walton Beach, Fla.
HIGH SCHOOL: Brookwood High School, Snellville, Ga.
RESIDES: Braselton, Ga.
ACQUIRED: Draft #3 (70th overall), 1993
PRO YEAR: 7th • **YEAR WITH BRONCOS:** 7th
NFL GAMES PLAYED/STARTED: 95/0 • **POSTSEASON:** 9/0

Broncos kicker Jason Elam continues to be one of the team's steady offensive forces after posting his finest NFL season in 1998. He took a step toward football immortality in October when he tied the NFL record for longest field, converting a 63-yard attempt vs. Jacksonville (10/25/98), which served as the high point in a season filled with success for the former third-round pick from Hawaii, who earned his second Pro Bowl invitation in 1998. Elam tied for third in the AFC in scoring, and set new franchise records for PATs (58) and field-goal percentage (.852) in a single season. He has firmly established himself as one of the top kickers in the league, having led the NFL in total points scored over the past six seasons (730 points) and ranking second in field goals (131) made since 1994. Elam enters 1999 needing

ELAM TIES ONE OF FOOTBALL'S LONGEST-STANDING RECORDS

On Oct. 25, 1998, Jason Elam tied a 26-year old NFL record by kicking a 63-yard field goal against the Jacksonville Jaguars at the end of the first half. He equaled Tom Dempsey's record set Nov. 8, 1970 as a member of the New Orleans Saints against Detroit (a game-winner):

LONGEST FIELD GOALS IN NFL HISTORY

PLAYER	TEAM	OPPONENT (DATE)	DISTANCE
1. Jason Elam	Denver	vs. Jacksonville (10/25/98)	63
Tom Dempsey	New Orleans	vs. Detroit (11/8/70)	63
3. Morten Andersen	New Orleans	vs. Chicago (10/27/91)	60
Steve Cox	Cleveland	at Cincinnati (10/21/84)	60

to score just 13 points to overtake Jim Turner (742) for the franchise scoring record. Elam remains the NFL's fifth-most accurate kicker on field goal attempts from inside 40 yards (.925) and ranks No. 1 on the Broncos' all-time field goal percentage list (.781), just ahead of David Treadwell (.780). **He has also made 259 of 260 (.996) point-after attempts, the best career percentage in NFL history.** Elam has made his last 235 regular season point-after attempts, also a franchise record. He made the first 24 of his career before his only regular season miss, a block by Minnesota's Tim Irwin, Nov. 12, 1993. Elam became the third Bronco to surpass the 500-point plateau for his career with his last point-after attempt at Seattle in 1997 (9/7), and reached that milestone in the fewest games (66). His 51-yard field goal in Super Bowl XXXII was the second-longest in Super Bowl history (54 yds., Steve Christie, Buff., SB XXVIII), as well as the longest in Broncos postseason history, and his 6-for-6 output on point-after attempts in the AFC Wild Card Game vs. Jacksonville (12/27/97) also set a Broncos postseason record. Elam now ranks second in all-time postseason scoring by a Bronco (57 points), and has made more point-after attempts (30) in the postseason than any other player in franchise history. Elam also ranks second in field goals made (9) in the postseason by a Bronco, and his 11 attempts tie for second all-time. In the regular season Elam is 17-28 (.607) for his career on field goal attempts of 50 yards or more, including a 3-4 mark in 1998. He is 16-26 (.615) from 50-59, and 1-2 in the 60+ range, missing from 66 yds. vs. Seattle in 1995 (Dec. 10). His streak of three straight games with a field goal of 50 or more yards (last game of 1996 through second game of 1997) tied Elam with three other NFL players (Horst Muhlmann, 1970; Tom Dempsey, 1971; and Chris Bahr, 1981) for the longest such streak since the AFL-NFL merger in 1970. Elam was honored in October 1996 as one of the Broncos' three nominees for the True Value/NFL Man of the Year Award. He was selected by the Broncos in the third round of the 1993 NFL Draft out of Hawaii.

1998: Elam turned in the finest all-around performance of his six-year NFL career, being selected to his second Pro Bowl, named second-team All-NFL by the Associated Press, *College & Pro Football Newsweekly* and All-AFC by *Pro Football Weekly* and *Football News*. He carved out his place in NFL history Oct. 25 vs. Jacksonville when he tied the pro football record for the longest field goal, clearing the crossbar from 63 yds. away as time expired in the first half to match the 28-year old standard set by New Orleans' Tom Dempsey (vs. Detroit, Nov. 8, 1970). The kick shattered the previous club record of 57 yds. by Fred Steinfort (vs. Wash., 10/13/80) and the previous Mile High Stadium record of 58 yds. by Cleveland's Steve Cox (12/4/83), and earned Elam AFC Special Teams Player of the Week and Miller Lite NFL Player of the Week honors for the first time in his career. It was the fourth field goal of 60-or-more yards in NFL history, with Cox (60 yds. vs. Cin., 10/21/84) and Morten Andersen (N.O., 60 yds. vs. Chi., 10/27/91) joining Elam and Dempsey in the 60+ club. Elam enjoyed his finest season statistically in 1998, converting 23 of his 27 field goal attempts for a career-best and franchise-record percentage of .852, and all 58 point-after attempts for 127 total points, while also making one tackle on a kickoff return. Elam tied for third in the AFC (T5th NFL) in scoring among kickers, and his 58 PAT conversions ranked second-most in the NFL, while also representing a team record for a single season (previous: 46 by Elam, 1996).

ELAM ETCHES NAME IN SUPER BOWL RECORD BOOK

Jason Elam's second-quarter 51-yard field goal in Super Bowl XXXII not only gave Denver a 17-7 lead at the time, it was the second longest field goal in Super Bowl history, trailing only a 54-yarder by Steve Christie in Super Bowl XXVIII:

LONGEST FIELD GOALS IN SUPER BOWL HISTORY

PLAYER	TEAM	OPPONENT (DATE)	DISTANCE
1. Steve Christie	Buffalo	vs. Dallas (1/30/94)	54
2. Jason Elam	Denver	vs. Green Bay (1/25/98)	51
3. Jan Stenerud	Kansas City	vs. Minnesota (1/11/70)	48
Rich Karlis	Denver	vs. N.Y. Giants (1/25/87)	48

ELAM AMONG THE LEADERS

Jason Elam ranks among the league leaders in fields goals made inside 40 yards since he entered the league in 1993:

NFL'S MOST ACCURATE KICKERS INSIDE 40 YARDS SINCE 1993;
(ACTIVE PLAYERS: MIN. 80 ATTEMPTS)

PLAYER	TEAM	FG/FGA	Pct.
1. Jason Hanson	Detroit	90/94	.957
2. Al Del Greco	Tennessee	89/94	.947
3. John Carney	San Diego	101/107	.944
4. Morten Andersen	Atlanta	99/105	.943
5. Chris Boniol	Philadelphia	94/101	.931
6. Gary Anderson	Minnesota	111/120	.925
7. Jason Elam	Denver	108/117	.923

'97). He strained his right hamstring in the second quarter vs. Philadelphia (10/4) and was unable to play in the second half. Elam practiced sparingly the following week, but was able to play at Seattle (10/11), converting all three point-after attempts. His successful boot from 53 yards in Week 1 vs. New England (9/7), his NFL-record-tying 63-yarder vs. Jacksonville, his 52-yarder at Miami (12/21) and his miss from 55 yds. vs. Seattle (12/27) raised his career accuracy on kicks of 50 yards or longer to 17 for 28 (60.7%). The 53-yarder had been his longest field goal since converting from the same distance in the 1997 season-opener vs. Kansas City (8/31/97). Versus Dallas (9/13) he tied a franchise record that he already shared with four other players by converting six point-after attempts. A week later at Oakland (9/20) his two field goals moved him past Rich Karlis (137) for second place on Denver's all-time field goal list, and he became the Broncos' all-time field goal leader at San Diego, with his 152nd (Jim Turner, 151). Elam's 13 pts. vs. Jacksonville (10/25) moved him past Karlis (655) for second on the all-time franchise scoring list, finishing the year with 730 points. Elam set a franchise record for consecutive field goals made in Game 10 at Kansas City (11/16) on Monday Night Football, converting his 14th in a row to top Rich Karlis' previous standard of 13 (1984-85), and ran his streak to 19 straight before having a 37-yd. attempt vs. Kansas City (12/6) blocked. His four PATs at San Diego (11/29) pushed his total to 47, besting his own previous franchise record of 46, achieved in 1996 and '97, and he finished the year with 58. **Postseason:** Elam made six of eight field goal attempts and all 11 point-after attempts for a team-leading 29 points in three postseason contests to move into second place in all-time postseason scoring by a Bronco. He also moved into the club postseason lead in point-after attempts (30) and second place in field goals made (9) and attempted (11). He made his only field goal attempt (32 yds.) and all five point-after attempts to account for eight points in the AFC Divisional Playoff Game vs. Miami (1/9). That effort, however, was overshadowed by what he did a week later in the AFC Championship Game vs. the Jets (1/17), tying a franchise record with three field goals (also accomplished by David Treadwell, vs. Cleve., 1/14/90 and Rich Karlis, at Cleve., 1/11/87) and drilling both point-after attempts for 11 points on the day. Elam's 48-yarder ties for the third-longest in franchise playoff history, matching Rich Karlis' vs. the Giants in Super Bowl XXI (1/25/87). Elam had a busy day in Super Bowl XXXIII vs. Atlanta (1/31), converting two of four field goal attempts and all four point-afters for 10 points in the Broncos' 34-19 win. He was successful from 26 and 37 yards in the 2nd and 4th qtrs., respectively, and missed from 38 and 48 yards in the 3rd, the first two postseason misses of his career.

1997: Elam converted 26 of his 36 field goal attempts — including three from beyond 50 yards (50, 51 and 53) — and tied his own franchise record (1996) for PATs in a season by going a perfect 46-46 in that department. His 124 total points on the season ranked second in the AFC (4th NFL), and his 46 PATs led the AFC (2nd NFL). Elam's three field goals from beyond 50 yards in 1997 gave him 14 for his career (23 att.), and a .609 percentage from that range. He also made

ELAM AMONG THE LEADERS (PART II)

Jason Elam ranks first in the NFL in points scored (730) since entering the league in 1993, and ranks second in field goals made since the beginning of the 1994 season (131). Here is a look at the top five in each category:

NFL KICKING LEADERS 1993-98 (POINTS SCORED)

PLAYER	TEAM	POINTS
1. Jason Elam	Denver	730
2. Steve Christie	Buffalo	676
3. Morten Andersen	Atlanta/New Orleans	674
4. Norm Johnson	Pittsburgh	660
5. John Carney	San Diego	579

NFL KICKING LEADERS 1994-98 (FIELD GOALS)

PLAYER	TEAM	FGs
1. Steve Christie	Buffalo	135
2. Jason Elam	Denver	131
3. Morten Andersen	Atlanta	127
4. John Kasay	Carolina	123
5. C. Boniol/J. Carney	Phila./S.D.	117

KICKERS WITH FIELD GOALS OF 50 OR MORE YARDS IN THREE CONSECUTIVE GAMES

KICKER	TEAM	YEAR(S)	DATES	DISTANCES
Herst Mulhman	Cincinnati	1970	Oct. 4-Oct. 18	51, 50, 50
Tom Dempsey	Philadelphia	1971	Dec. 5-Dec. 19	52, 54, 50
Chris Bahr	L.A. Raiders	1981	Oct. 18-Nov. 1	51, 51, 51
Jason Elam	Denver	1995-97	Dec. 22, 1996-Sept. 7, 1997	51, 53, 51

one special teams tackle on the year. Elam surpassed the 500-point plateau with his final point-after attempt at Seattle (9/7), becoming only the third Bronco in history to do so, and the fastest in terms of games played (66). He had a streak of three straight games with a field goal of 50+ yards snapped vs. St. Louis (9/14), a streak that dated back to the '96 season finale when he converted a 51-yarder at San Diego (12/22/96). In so doing, Elam became just the fourth kicker since the 1970 AFL-NFL merger to connect on field goals of 50 or more yards in three consecutive games. The others were Horst Mulhman (1970), Tom Dempsey (1971) and Chris Bahr (1981). Elam was inactive for the New England game (10/6) because of groin and hip flexor injuries to his right leg, suffered the previous week at Atlanta (9/28). He missed most of that game after sustaining the injury on the kickoff following the Broncos' first touchdown. The New England game was the first missed by Elam in his five-year NFL career. With his first point-after at Oakland (10/19) Elam set a new Broncos record for consecutive games scoring at least one point (70), surpassing Rich Karlis' team record, set from 1984-88. He has now scored at least one point in the last 79 games in which he has played. He kicked the game-winning 33-yard field goal in overtime at Buffalo (10/26), the second time in his career that Elam has won a game for the Broncos in OT. The first was at Kansas City (11/16), matching the standard achieved previously by himself (vs. Buffalo, 9/3/95), Rich Karlis (vs. Seattle, 11/20/83) and Gene Mingo (vs. San Diego, 10/6/63). In that game he also tied his career high for field goal attempts in a game (6). In the postseason Elam was perfect, converting all 15 point-after attempts and both field goal attempts, of 43 and 51 yards. The 51-yard field goal in the Super Bowl was the second-longest in Super Bowl history (54 yds., Steve Christie, Buff., SB XXVIII), as well as the longest in Broncos postseason history, and his 6-for-6 output on point-after attempts vs. Jacksonville (12/27) also set a Broncos postseason record, topping the previous mark (5 of 5) held by Rich Karlis (vs. Cleveland, 1/17/88).

1996: Elam converted 21 of 28 field goal attempts and all 46 point-after attempts to lead the team with 109 points. A hip flexor injury he suffered at Seattle in Week Two (9/8) hindered his performance during the middle of the season. The injury occurred when he was hit in the leg while following through on a kick. Elam's 109 points figured eighth among AFC kickers, and made him the first player in Broncos history to achieve four seasons with 100 or more points, having done so in each of his four professional seasons. He was also credited with one special teams tackle on the season. Elam converted three field goals in a game on two separate occasions, doing so at Seattle (9/8) in a 30-20 Denver victory and at Oakland (11/4) in Denver's 22-21 Monday Night win over the Raiders, their third of four consecutive wins over their arch-rival. Elam also tied the team record for most extra points in a game with six against Baltimore (10/20) in a 45-34 Bronco triumph. He connected on his only 50+-yard field goal of the '96 season at San Diego (12/22) in the regular season finale. In Denver's AFC Divisional Playoff vs. Jacksonville he did not attempt a field goal and was 1-2 on point-after attempts, having his first try of the day blocked by the Jaguars' Clyde Simmons. **1995:** Elam finished tied for third in the NFL in scoring — tied for second among kick-

JASON ELAM'S GAME-WINNING FIELD GOALS, 1993-98 (SIX TOTAL)

- Oct. 23, 1994:** 54-yard FG with 10:02 remaining in the fourth quarter put Denver up 17-15. He added a 25-yarder with 4:07 left to help Denver to a 20-15 victory at San Diego.
- Dec. 4, 1994:** Booted a 34-yard FG with 2:48 remaining in overtime to give Denver a 20-17 victory at Kansas City.
- Nov. 19, 1995:** Kicked a 32-yard FG with :02 left to give Denver a 30-27 win over San Diego.
- Dec. 24, 1995:** Kicked a 37-yard FG with :48 remaining to give Denver a 31-28 victory at Oakland, knocking the Raiders out of the playoffs and enabling the Broncos to finish with a non-losing record (8-8).
- Oct. 26, 1997:** Kicked a 33-yard FG with 1:56 remaining in overtime to give Denver a 23-20 victory at Buffalo in one of the longest weekends of the franchise's history, as the team had to overcome a blizzard in Denver that almost prevented them from leaving town and a 20-0 fourth-quarter flurry by the Bills.
- Nov. 2, 1997:** Kicked a 22-yard FG with 7:28 remaining to give the Broncos a 30-27 victory over the Seattle Seahawks.

ers — with 132 points, and tied for second in field goals made with 31 as he was voted to his first Pro Bowl appearance. The 132 points are the second-most by a Bronco in a single season, and the 31 field goals broke Elam's own record of 30 set in '94. On the season he was 31-38 (.816) on field goal attempts and 39-39 on point-after attempts. His breakthrough season also included second-team All-Pro honors from both the Associated Press and *College & Pro Football Newsweekly*, as well as All-AFC honors from *Pro Football Weekly*. He also punted once for 17 yards and contributed two special teams tackles. Elam was 5-7 (.714) on field-goal attempts of 50 yards or longer — including one missed attempt of 66 yards versus Seattle (12/10) — to improve his career numbers from that distance to 10-16 (.625). His 56-yard attempt was the second-longest kick ever attempted by a Bronco, trailing only the 73-yard attempt (also missed) by Fred Steinfurt at New England in 1980 (9/29), and was the longest ever attempted at Mile High Stadium. His five field goals of 50 yards or more tied a Broncos single-season record, originally held by Fred Steinfurt (5-8 in 1980). Elam's 56-yarder at Houston (11/26) was the longest of his career, and the second-longest in franchise history, behind Steinfurt's 57-yarder vs. Washington, Oct. 13, 1980. At Oakland on Christmas Eve Elam scored 11 points, including the game-winning 37-yard field goal with 48 seconds remaining, in Denver's 31-28 win. It was the second time in '95 that Elam had kicked a game-winning field goal in the final minute, following his 32-yard effort that beat San Diego with 0:02 remaining (11/19). The San Diego game-winner was the third of Elam's career, and his first in the final seconds of regulation. Elam made a franchise-record 13 straight field goals during the middle of the season, beginning with a 30-yarder at Seattle (10/1), and ending with a 35-yarder against San Diego (11/19). Elam set the tone for his stellar season in the opener against Buffalo (9/3), tying a Broncos single-game record with five successful field goals in six attempts (22, 52, 20, 38, 37; missed from 38). **1994:** Elam matched his rookie total of 119 points scored (fourth on the Broncos' all-time single-season scoring list) and set a Broncos record for successful field goals in a season with 30 (37 attempts). He also was a perfect 29-for-29 on point-after attempts, giving him a two-year accuracy of .986 (70-of-71). His two-year field-goal percentage of .778 moved him into second on the Broncos' all-time career list, just behind David Treadwell (.779 from 1989-92). His accuracy on kicks inside 40 yards was impeccable in '94, as he converted 22-of-22 kicks with in that distance. Elam tied his NFL long and the fourth-longest kick in Broncos history with a 51-yard field goal at San Diego (10/23). He accounted for nine of the Broncos 15 points in a 15-13 win over Cincinnati (11/27) by converting 3-of-5 attempts (34 yards, 33 and 37). He also connected for three field goals at New York (3-for-3) and at Seattle (3-for-4). Elam had just one field goal attempt blocked, a 50-yard attempt against Atlanta (11/20). **1993:** Elam showed his leg strength on several long field goals during the 1993 season. His 119 points (fourth-highest figure in Bronco history) placed him fourth in the AFC and seventh in the NFL. Elam was successful on 4 of 6 field goal attempts longer than 50 yards. His 54-yarder in the week two game vs. San Diego (9/12) was the fourth-longest in team history. That came one week after he tied for the third-best single game performance at the New York Jets (9/5) in the season opener. In that game he went 4-4. For the year Elam made 26 field goals, tying for fourth-best in team history.

COLLEGE: Elam was a superb combination kicker in college, holding virtually every school and conference scoring record at the University of Hawaii. He finished his career with 79 field goals, just one shy of the NCAA record held by Jeff Jaeger (80). Elam holds the Western Athletic Conference scoring record with 395 points, and made 30 of 43 field goals of 40 yards or more. Elam finished his collegiate career with a .790 field goal percentage, connecting on 79 of 100 attempts, with his longest being a 56-yarder. He finished 157 of 160 in PATs for the Rainbows. As a senior Elam was selected first-team All-America (Kodak and The Poor Man's Guide to the NFL Draft) and was first-team All-WAC. He made 16 of 25 field goals and 44 extra points, finishing with 92 points for the season. He also finished his collegiate career with a 43.5-yard average on 84 punts. Elam was a communication major.

PERSONAL: Jason and his wife, Tamy, a former Broncos cheerleader, have a son, Jason, Jr. (2/28/97), and the family makes its offseason home in Braselton, Ga. Jason is a licensed commercial airplane pilot, who plans to fly full-time when he completes his NFL playing career. Jason was first-team all-county and second-team all-state at Brookwood High School in Snellville, Ga., where he also lettered in swimming and track. Jason was born March 8, 1970 in Fort Walton Beach, Fla.

ELAM'S REGULAR SEASON RECORD

Year	Club	G	FIELD GOALS								TOTAL	Pct.	PATs		Pts.
			1-19	20-29	30-39	40-49	50-59	60+	Md./Att.	Pct.					
1993	Denver	16	0/0	11/12	7/7	4/10	4/6	0/0	26/35	.742	41/42	.976	119		
1994	Denver	16	0/0	11/11	11/11	7/12	1/3	0/0	30/37	.811	29/29	1.000	119		
1995	Denver	16	0/0	7/9	14/15	5/7	5/6	0/1	31/38	.816	39/39	1.000	132		
1996	Denver	16	2/2	8/8	4/5	6/10	1/3	0/0	21/28	.750	46/46	1.000	109		
1997	Denver	15	0/0	10/11	10/12	3/8	3/5	0/0	26/36	.722	46/46	1.000	124		
1998	Denver	16	0/0	3/3	13/14	4/6	2/3	1/1	23/27	.852	58/58	1.000	127		
CAREER TOTAL		95	2/2	50/54	59/64	29/54	16/26	1/2	157/201	.781	259/260	.996	730		
ADDITIONAL RECORDS														730	

ADDITIONAL STATISTICS: Punted once for 17 yards vs. Kansas City, 1995. Special teams tackles — 1995 (2), 1997 (1).

ELAM'S POSTSEASON RECORD

Year	Club	G	FIELD GOALS						TOTAL	Pct.	PATs		Pts.
			1-19	20-29	30-39	40-49	50-59	60+			Md./Att.	Pct.	
1993	Denver	1	0/0	0/0	1/1	0/0	0/0	0/0	1/1	1.000	3/3	1.000	6
1996	Denver	1	0/0	0/0	0/0	0/0	0/0	0/0	0/0	.000	1/2	.500	1
1997	Denver	4	0/0	0/0	0/0	1/1	1/1	0/0	2/2	1.000	15/15	1.000	21
1998	Denver	3	0/0	1/1	3/4	2/3	0/0	0/0	6/8	.750	11/11	1.000	29
CAREER TOTAL		9	0/0	1/1	4/5	3/4	1/1	0/0	9/11	.818	30/31	.968	57

ELAM'S SINGLE-GAME HIGHS

(Postseason in parenthesis)

Most Field Goals Made — 5 twice: at Kansas City, 11/16/97 and vs. Buffalo, 9/3/95 (3 vs. N.Y. Jets, 1/17/99). **Most Field Goals Attempted** — 6 twice: at Kansas City, 11/16/97 and vs. Buffalo, 9/3/95 (4 vs. Atlanta, 1/31/99). **Longest Field Goal Made** — 63* vs. Jacksonville, 10/25/98 (51 vs. Green Bay, 1/25/98). **Longest Field Goal Attempted** — 66 vs. Seattle, 12/10/95 (51 vs. Green Bay, 1/25/98). **Most Consecutive Field Goals Made** — 19, 12/21/97-11/29/98 (8, 1/9/94-1/31/99). **Most PATs Made** — 6 vs. Dallas, 9/13/98 and vs. Baltimore, 10/20/96 (6 vs. Jacksonville, 12/27/97). **Most PATs Attempted** — 6 vs. Dallas, 9/13/98 and vs. Baltimore, 10/20/96 (6 vs. Jacksonville, 12/27/97). **Most Points Scored** — 16 twice: at Kansas City, 11/16/97 and vs. Buffalo, 9/3/95 (11 vs. N.Y. Jets, 1/17/99). (*ties NFL record)

ELAM'S FIELD GOALS BROKEN DOWN BY CATEGORY

KICKING SURFACES


REGULAR SEASON	Year	Club	Home (Grass)	Home Pct.	Away Total	Away Pct.	Away Grass	Away Turf	Totals All Games
1993	Denver		11/16	.688	15/19	.789	10/13	5/6	26/35
1994	Denver		12/15	.800	16/22	.818	10/12	8/10	30/37
1995	Denver		17/20	.850	14/18	.778	9/10	5/8	31/38
1996	Denver		10/12	.833	11/16	.688	8/12	3/4	21/28
1997	Denver		12/14	.857	14/22	.636	8/14	6/8	26/36
1998	Denver		9/12	.750	14/15	.933	9/10	5/5	23/27
CAREER TOTAL			71/89	.798	86/112	.768	54/71	32/41	157/201

KICKING SURFACES

POSTSEASON	Year	Club	Home (Grass)	Home Pct.	Away Total	Away Pct.	Away Grass	Away Turf	Totals All Games
1993	Denver		0/0	.000	1/1	1.000	1/1	0/0	1/1
1996	Denver				NO ATTEMPTS				
1997	Denver		0/0	.000	2/2	1.000	1/1	1/1	2/2
1998	Denver		4/4	1.000	2/4	.500	2/4	0/0	6/8
CAREER TOTAL			4/4	1.000	5/7	.714	4/6	1/1	9/11

WHERE DID THE NAME DENVER BRONCOS COME FROM?

The name "Denver Broncos" was chosen from 500 entries in a name-the-team contest in January, 1960. The name was suggested by Ward M. Vining of Lakewood. But the football team isn't the first Denver Broncos. Denver's 1921 entry in the Midwest Baseball League was also called the Broncos.



Terrell Davis



BRIAN GRIESE QUARTERBACK

6-3 • 215 • 2ND YR. • MICHIGAN

BORN: March 18, 1975 in Miami, Fla.
HIGH SCHOOL: Columbus High School, Miami, Fla.
RESIDES: Coral Gables, Fla.
ACQUIRED: Draft #3 (91st overall), 1998
PRO YEAR: 2nd • **YEAR WITH BRONCOS:** 2nd
NFL GAMES PLAYED/STARTED: 1/0

14

Brian Griese looks to step up in his second year, as he will be called upon to share a great deal more responsibility at the quarterback position with the retirement of John Elway. Griese enters training camp as the backup to Bubba Brister, and seeks to implement all that he learned as a rookie a year ago. Griese has played in one NFL game and completed 1 of 3 passes for 2 yds. He was selected by the Broncos in the third round (No. 91 overall) of the 1998 NFL Draft, out of Michigan.

1998: Griese was designated the Broncos' third quarterback for 14 of the 16 games in his rookie season. He saw his first NFL action in Week Five vs. Philadelphia (10/4), replacing Bubba Brister in the fourth quarter. Griese completed 1 of 3 passes for 2 yds. with one interception, while also being credited with four rushing attempts for -4 yds. He completed his first NFL pass for a 2-yd. gain to Vaughn Hebronn. Griese was active for the Broncos' Monday Night game at Kansas City (11/16), as the backup to starter Bubba Brister, with John Elway being designated Denver's third QB because of strained rib cartilage. In the preseason, Griese played in all four games and completed 27 of 50 passes (54.0) for 372 yards and two touchdowns with one interception. His longest completion, of 48 yards, went to Justin Armour for the game-winning touchdown vs. New Orleans. Griese, who also rushed 14 times for 32 yards (2.3) with a long of 8, directed game-winning fourth-quarter drives in each of his first three appearances. **Postseason:** Griese was designated the Broncos' third quarterback for all three contests. With Denver's 34-19 conquest of Atlanta in Super Bowl XXXIII (1/31), Griese, a rookie, completed his second straight championship season, after quarterbacking the University of Michigan to the collegiate national championship in 1997.

COLLEGE: Griese helped lead the Michigan Wolverines their first national championship in 49 years as a senior in 1997, earning first-team All-Big Ten Conference honors. Griese led the Wolverines to a 12-0 mark and a share of the national championship with Nebraska, defeating Washington State in the Rose Bowl with an MVP performance. He was a finalist for the Davey O'Brien Award and the recipient of the National Football Foundation & Hall of Fame Scholar-Athlete Award. He completed 193 of 307 passes (62.9%) for 2,293 yards, 17 touchdowns and only six interceptions, breaking the previous school single-season records of 189 completions of 296 passes by Todd Collins in 1993. Only Collins (2,509 in 1993 and 2,518 in 1994) and Jim Harbaugh (2,729 in 1986) threw for more yards in a season for the Wolverines. Griese's interception percentage of 1.95% was the fourth-lowest in school annals. He was an Academic All-Big Ten Conference pick as a junior, playing mostly in a reserve role. Griese started the last nine games as a sophomore, completing 193 of 307 passes for 2,293 yards, 17 touchdowns and six interceptions. He saw action only as a holder for placements and field goals for the last nine games of his freshman season after redshirting in 1993. He was a philosophy major at Michigan.

PERSONAL: Griese was a *Prep Football Report* All-Southeast, *Miami Herald* all-city second-team and all-state third-team selection as a senior at Columbus High School in Miami, Fla., completing 101 of 183 passes for 1,387 yards and seven touchdowns in his final year. He hit on 194 of 335 attempts for 2,356 yards and 19 scores during his career. Griese also lettered in basketball, averaging 10 points per game, and added another letter in golf. His father, Bob, played 14 years with the Miami Dolphins and was inducted into the Pro Football Hall of Fame in 1990. Brian David Griese was born March 18, 1975 in Miami.

GRIESE'S REGULAR SEASON RECORD

		PASSING																	
Year	Club	G	S	Att.	Comp.	Pct.	Yds.	TD	%	Int.	%	LG	Sack	Yds.	Rtg.				
1998	Denver	1	0	3	1	33.3	2	0	0.0	1	33.3	2	0	0	2.8				
		RUSHING														SCORING			
Year	Club	Att.	Yds.	Avg.	LG	TD	TDp	TDrt	2pt	Pts.									
1998	Denver	4	-4	-4.0	0	0	0	0	0	0	0	0	0	0	0				



HOWARD GRIFFITH FULLBACK

6-0 • 230 • 7TH YR. • ILLINOIS

BORN: November 17, 1967 in Chicago, Ill.
HIGH SCHOOL: Percy Julian High School, Chicago, Ill.
RESIDES: Littleton, Colo.
ACQUIRED: Unrestricted Free Agent (Carolina), 1997
PRO YEAR: 7th • **YEAR WITH BRONCOS:** 3rd
NFL GAMES PLAYED/STARTED: 91/57 • **POSTSEASON:** 9/8

29

Among the most significant offseason acquisitions made by Broncos' head coach Mike Shanahan in 1997 was that of fullback Howard Griffith, who lived up to his reputation as being the best blocking fullback in pro football, while also showing that he is the best all-around fullback in the game. Griffith has paved the way for a Broncos running attack that has finished in the top four in the NFL each of the past two seasons, and produced the third-most prolific single-season rushing total by a player in pro football history in 1998, with Terrell Davis rushing for 2,008 yards. Griffith scored two touchdowns in Denver's 34-19 win over Atlanta in Super Bowl XXXIII, as the Broncos claimed their second straight World Championship. He scored three touchdowns in the 1998 postseason, and has scored four total in the past two postseasons, all of which have come in either the AFC Championship or Super Bowl. Griffith has now played in 91 NFL games (57 starts) and rushed for 281 yards on 99 carries (2.8) with two touchdowns. His receiving statistics include 80 catches for 557 yards (7.0) and six scores. Griffith has participated in nine postseason games (all starts) with 20 rushing yards and 114 receiving yards with five touchdowns (2 rushing, 3 receiving). The two touchdowns in Super Bowl XXXIII tied for the second-most in a Super Bowl game, and left Griffith tied for fifth in career Super Bowl rushing TDs. Griffith is tied for fourth on the Broncos' all-time postseason rushing TD list, and is tied for third in total TDs (4—2 rush., 2 rec.) with Vance Johnson. A testament to his incredible blocking skills is the fact that Griffith has paved the way for 1,000-yard rushing seasons by three different backs in his career (Jerome Bettis with the Rams in '94, Anthony Johnson with the Panthers in '96 and Davis in '97 and '98). Originally drafted by Indianapolis in 1991 (237th overall), Griffith was waived after training camp and spent the '91 season on Buffalo's practice squad, followed by a stint on San Diego's practice squad in '92. He then played for the L.A. Rams (1993-94) and Carolina (1995-96) before signing with Denver as an unrestricted free agent Feb. 18, 1997.

1998: Griffith — named second-team All-NFL by *Football Digest* — started at fullback in 13 of the 16 games and played in 14, rushing four times for 13 yards (3.3) with a long of 16 (the longest rush of his career, @NYG, 12/13), while catching 15 passes for 97 yards (6.5) with a long of 15 (vs. N.E., 9/7) and three touchdowns. Griffith's three receiving TDs matched his entire career total prior to '98 (5 seasons), and were the most by a Broncos fullback in a single season since Bo Dickinson posted the franchise record of four in 1962. He played but did not start at Seattle (10/11) as the Broncos opened the game in a two-tight end alignment, and then missed the Cincinnati game (11/1) with a hamstring strain. Griffith returned to the starting lineup a week later vs. San Diego (11/8), but left the game during the first series because of a second-degree medial collateral tear in his left knee, and did not return. The injury also sidelined Griffith for the following week's game at Kansas City (11/16). Griffith's first scoring reception of the season came on a 3-yd. toss from Bubba Brister at Oakland (9/20), and his second came a week later on a 14-yarder at Washington (9/27), also from Brister. He missed most of the fourth quarter vs. Jacksonville (10/25) because of a right hamstring injury that forced him out of the next week's game at Cincinnati (11/1). Griffith returned to the starting lineup vs. Oakland (11/22) and caught two passes for 8 yds., including a 3-yd. scoring reception from Elway in the 4th qtr., his third of the year. Griffith had his most productive day of the season statistically at the Giants (12/13), rushing twice for 11 yds. (5.5) — including a career-best 16-yd. carry in the 3rd qtr. — and caught two passes for 11 yds. (5.5) with a long of 9. Griffith's primary contributions came as a blocking back in support of the Broncos' overall running game, which ranked second in the NFL with an average of 154.3 yards-per-game. Preseason: Griffith started all four games at fullback and caught one pass for one yard (1.0), while providing excellent lead blocking for the Broncos' running game. **Postseason:** Griffith started at fullback in two of the three games (Broncos opened in a two-tight end alignment in the AFC Championship Game) and rushed four times for nine yards (2.3) and two touchdowns, while catching three passes for 32 yards (10.7) and one touchdown. He also provided stellar lead-blocking for a dominant rushing attack that averaged 183 yds. per game in the postseason. Griffith caught one pass for 14 yds. while paving the way for Terrell Davis in his franchise postseason-record 199-yard

rushing performance in the AFC Divisional Playoff Game vs. Miami (1/9), and caught another for an 11-yd. touchdown in the AFC Championship Game vs. the Jets (1/17). The TD provided Denver's first points of the day, and began the Broncos' comeback from a 10-0 3rd-qtr. deficit. It marked the third straight season in which Griffith caught a touchdown pass in a conference championship game (1996 NFC-Carolina at Green Bay; 1997 AFC-Denver at Pittsburgh). All four of Griffith's rushing attempts came in Super Bowl XXXIII vs. Atlanta (1/31), including two touchdowns on 1-yd. runs in the 1st and 4th qtrs. The first gave Denver a 7-3 lead, and the second increased the margin to 24-6. The two touchdowns tied for the second-most in a Super Bowl, and left Griffith tied for fifth in career Super Bowl rushing TDs. He rushed for nine yards total in the game, and added one reception for seven yards. In the 1998 postseason Griffith touched the ball just seven times (4 rush. att., 3 rec.) and scored three touchdowns.

1997: Griffith played in 15 of the 16 games and made 13 starts at fullback in his first year in Denver, opening holes for Terrell Davis while also shouldering his share of the offensive load. For the year he rushed nine times for 34 yards (3.8) with a long of 9 yards (vs. K.C., 8/31), and caught 11 passes for 55 yards (5.0) with a long of 20 (at Oakland, 10/19). He had a season-high four receptions at Pittsburgh (12/7) for 18 yards. Griffith did not start vs. Oakland (11/24) and at Kansas City (11/16) because the Broncos opened both games in a two-tight end set (Dwayne Carswell), and he was inactive for the Buffalo game (10/26) because of soreness in his right knee resulting from a medial collateral injury originally suffered at Atlanta (9/28), which kept him out for most of that game. Griffith's injury was initially thought to be a second-degree tear that might keep him out for 3-5 weeks, but an MRI proved negative and he was back in the starting lineup a week later vs. New England (10/6). He re-injured the knee in the third quarter at Oakland (10/19) and missed the remainder of that game, as well. His best rushing performance of the season came against St. Louis (four carries) in Week Three and Kansas City (two carries) in Week One, gaining 13 yards on the ground in each game. He paved the way for a franchise record 10 100-yard rushing games by backfield mate Terrell Davis, including two 200-yard efforts (vs. Cinc., 9/21 and at Buff., 10/26). In the postseason Griffith started all four games at fullback and rushed five times for 11 yards (2.2) with a long of 4 yards, and caught five passes for 58 yards (11.6) with a long of 23 and one touchdown. He also earned recognition for the lead-blocking he provided for Super Bowl MVP Terrell Davis, who rushed for more than 100 yards in all four postseason games. In the AFC Wild Card Playoff win vs. Jacksonville (12/27) Griffith put forth a stellar effort, helping power Denver's running game to 310 yards on the day, courtesy of two 100-yard rushers, Terrell Davis (184) and Derek Loville (103). Griffith did not run the ball himself, but provided powerful lead-blocking, and caught two passes for 9 yards with a long of 8. In Denver's 14-10 AFC Divisional Playoff victory at Kansas City (1/4/98) he rushed four times for nine yards (2.3), while providing exceptional lead-blocking for Terrell Davis, who finished the day with 101 yards. Griffith's touchdown reception in the AFC Championship Game at Pittsburgh (1/11/98) put Denver ahead to stay at 17-14, and helped propel the Broncos to the Super Bowl. His other reception for 11 yards came earlier on the same drive. In Super Bowl XXXII vs. Green Bay (1/25) Griffith rushed once for 2 yards and caught one pass for 23 yards, while paving the way for Super Bowl MVP Terrell Davis' 157-yard rushing effort. His 23-yard reception on the Broncos' game-winning drive in the Super Bowl gave Denver a first down at the Green Bay 8-yard line in the closing minutes. The play was identical to the one on which he scored his only touchdown of the season two weeks prior in Pittsburgh.

1996: Griffith started 14 of 16 games for Carolina, with his only two non-starts coming in games where the Panthers opened in a three-receiver formation (12/1 at San Francisco and 11/17 at St. Louis). For the season he rushed 12 times for seven yards (0.6) with one touchdown and set career highs for both receptions (27) and receiving yards (223) and scored one receiving touchdown. Perhaps his greatest contribution, however, was the devastating blocking he provided for tailback Anthony Johnson who logged 1,120 yards on the year. Griffith had 36 yards receiving on four catches vs. the NY Giants (11/10), including a touchdown reception, and added a touchdown run three weeks later vs. Tampa Bay (12/1) for his two scores on the year. He also had 24 receiving yards on five catches in the 1996 postseason, including Carolina's only touchdown of the NFC Championship Game at Green Bay (1/12/97) on a three-yard reception. On the day he had four catches for 23 yards against the Packers. The previous week against Dallas in an NFC Divisional Playoff Game he had one reception for one yard. **1995:** Griffith set career highs in rushing yards and attempts with 197 yards on 65 carries while highlighting his ability as a blocker and serving as an important part of the Panthers offense. After serving as a reserve for the first five games of the year, Howard took over full-time starting duties vs. the Jets (10/15), gaining five yards on three carries and hauling in two catches for 14 yards. Versus New Orleans (10/22) Griffith became the

first Panther to score two touchdowns in a game, scoring on a two-yard run and a one-yard reception from Kerry Collins. At New England (10/29) Griffith aided in Derrick Moore's 119-yard rushing day with key blocks while adding three carries for 11 yards and a reception for 15 yards. At the Rams (11/12) he led the team with 13 carries for 46 yards and two catches for five yards. Versus Arizona (11/19), in a start at RB, he had the best rushing performance of his career with a team-leading 88 yards on 25 carries and was part of a running game that amassed a team-high 180 yards rushing. At New Orleans (11/26), he started at running back before spraining his right ankle in the first quarter. After a week inactive vs. Indianapolis (12/3) he saw brief time vs. San Francisco (12/10) but did not record a carry. Griffith was the 16th player selected in the expansion draft from the Los Angeles Rams, February 15, 1995 (8th round). **1994:** Griffith started 10 games at fullback for the Los Angeles Rams, where he helped clear the way for All-Pro Jerome Bettis, who rushed for more than 1,000 yards for the second consecutive season. A capable receiver, Howard caught 16 passes, including his first career touchdown in a game vs. the Denver Broncos (11/6), a three-yard pass from Chris Chandler that gave the Rams a 27-21 victory. His nine rushes for 30 yards were the first of his career. **1993:** Griffith signed as a free agent with the Rams, for whom he contributed on special teams, returning eight kickoffs for 169 yards (21.1), second-best on the squad. **1992:** Griffith signed on the Chargers practice squad October 23 where he remained for the rest of the season. **1991:** Drafted by the Indianapolis Colts in the ninth round (237th overall), Griffith was waived in training camp and was signed to the Bills practice squad where he was a part of Buffalo's 1991 AFC Championship.

COLLEGE: Griffith finished his career at Illinois with school records for career touchdowns (33), touchdowns in a season (15) and single-game rushing yards (263), among others. During his senior season (1990) Howard set an NCAA record with eight touchdowns vs. Southern Illinois. As a junior (1989) he ranked second on the team with 39 catches for 287 yards and earned Sporting News All-America honorable mention.

PERSONAL: An all-conference running back at Percy Julian High School in Chicago, Ill., Griffith also lettered three years in baseball. He is an avid Sega video game player, particularly in Madden Football. Howard Thomas Griffith was born Nov. 17, 1967 in Chicago. He and his wife, Kim, have a son, Howard II (9/21/96), and the family makes its home in Littleton, Colo.

GRIFFITH'S REGULAR SEASON RECORD

Year	Club	G	S	RUSHING					RECEIVING					SCORING				
				No.	Yds.	Avg.	LG	TD	No.	Yds.	Avg.	LG	TD	TD	TDr	TDp	TDrT	2pt Pts.
1991	Buffalo																	
1992	San Diego																	
1993	L.A. Rams	15	0	0	0	0.0	0	0	0	0	0.0	—	0	0	0	0	0	0
1994	L.A. Rams	16	10	9	30	3.3	7	0	16	113	7.1	13	1	1	0	1	0	—
1995	Carolina	15	7	65	197	3.0	15	1	11	63	5.7	15	1	2	1	1	0	12
1996	Carolina	16	14	12	7	0.6	3	1	27	229	8.3	21	1	2	1	1	0	12
1997	Denver	15	13	9	34	3.8	9	0	11	55	5.0	20	0	0	0	0	0	0
1998	Denver	14	13	4	13	3.3	16	0	15	97	6.5	15	3	3	0	3	0	18
CAREER TOTAL				91	57	99	281	2.8	16	2	81	557	7.0	21	6	6	0	48

ADDITIONAL STATISTICS: Griffith has returned 10 kickoffs for 204 yards (20.4) during his career, with a long of 29, (1993: 8-169, 21.1, 29LG / 1994: 2-35, 17.5, 21LG).

GRIFFITH'S POSTSEASON RECORD

Year	Club	G	S	No.	Yds.	Avg.	LG	TD	No.	Yds.	Avg.	LG	TD	TD	TDr	TDp	TDrT	2pt Pts.
1996	Carolina	2	2	0	0	0.0	—	0	5	24	4.8	9	1	1	0	1	0	6
1997	Denver	4	4	5	11	2.2	4	0	5	58	11.6	23	1	1	0	1	0	6
1998	Denver	3	2	4	9	2.3	4	2	3	32	10.7	14	1	3	2	1	0	18
CAREER TOTAL				9	8	9	20	2.2	4	2	13	114	8.8	23	5	2	3	30

GRIFFITH'S SINGLE-GAME HIGHS

(Postseason in parenthesis)

Most rushes — 25 vs. Arizona, 11/19/95 (4 vs. Atlanta, 1/31/99 and at Kansas City, 1/4/98). **Most rushing yards** — 88 vs. Arizona, 11/19/95 (9 vs. Atlanta, 1/31/99 and at Kansas City, 1/4/98). **Longest rush** — 16 yards at N.Y. Giants, 12/13/98 (4 yards vs. Atlanta, 1/31/99 and at Kansas City, 1/4/98). **Most Rushing Touchdowns** — 1 twice, most recently vs. Tampa Bay, 12/1/96 (2 vs. Atlanta, 1/31/99). **Most receptions** — 6 at San Diego, 11/27/94 (4 at Green Bay, 11/27/97). **Most receiving yards** — 41 at San Diego 11/27/94 (26 at Pittsburgh, 1/11/98). **Longest reception** — 21 yards at Philadelphia, 10/27/96 (23 vs. Green Bay, 1/25/98). **Most receiving touchdowns** — 1 six times, most recently vs. Oakland, 11/22/98 (1 vs. N.Y. Jets, 1/17/99; at Pittsburgh, 1/11/98 and at Green Bay, 1/12/97). **Most total yards** — 88 (88 rushing/0 receiving) vs. Arizona, 11/19/95 (26 [0 rushing/26 receiving] at Pittsburgh, 1/11/98).



HARALD HASSELBACH DEF. END

6-6 • 285 • 6TH YR. • WASHINGTON

BORN: September 22, 1967 in Amsterdam, Holland
HIGH SCHOOL: South Delta High School, Vancouver, B.C.
RESIDES: Aurora, Colo.

ACQUIRED: Free Agent, 1994

PRO YEAR: 6th • **YEAR WITH BRONCOS:** 6th

NFL GAMES PLAYED/STARTED: 80/26 • **POSTSEASON:** 8/3

96

Harald Hasselbach continues to be one of the Broncos' most dependable and versatile defensive linemen, playing a number of positions along the line. He took over the starting left end position late in the 1998 season, and helped propel the Broncos to their second consecutive Super Bowl win. In his five years with the club he has played in 80 games (26 starts) and recorded 164 tackles (119 solo), including 12.5 sacks (-92.5), with six passes defended, three forced fumbles and four fumble recoveries. Hasselbach began his professional career in 1990 with the Calgary Stampeders of the Canadian Football League, for whom he played four seasons before signing with the Broncos in 1994.

1998: Hasselbach saw action along the defensive line in all 16 games and started three (at Seattle, 10/11; at Miami, 12/21 and vs. Seattle, 12/27) at left defensive end, recording 27 tackles (24 solo), including three sacks (-26). His first came vs. Philadelphia (10/4) when he dropped Bobby Hoyer on the Eagles' first series of the game, and his second came at Seattle (10/11) when he collared Warren Moon for a 9-yd. loss just before halftime. Hasselbach's third came in a crucial fourth-quarter situation against Jacksonville's Mark Brunell (10/25) for a 12-yd. loss. He suffered a sprained ankle in the 4th qtr. vs. Oakland (11/22), and did not return to the game, but was well enough the following week at San Diego (11/29) to play in his usual position. Hasselbach's starts in the final two games of the season came in place of Neil Smith (strained abdominal) at left defensive end. **Postseason:** Hasselbach started at left defensive end in all three games and posted five tackles (1 solo). He made his first start in six career postseason appearances in the AFC Divisional Playoff Game vs. Miami (1/9) and made one assisted tackle, and added two more in the AFC Championship Game vs. the Jets (1/17). Hasselbach tallied two stops (1 solo) in Super Bowl XXXIII vs. Atlanta (1/31).

1997: Hasselbach played in all 16 games and made strong contributions on the defensive line in a reserve role, recording 23 tackles (19 solo), including a 1.5 sacks (-14.5), and one pass breakup. He made three starts at left defensive end, replacing an injured Neil Smith (triceps) vs. Seattle (11/2), Carolina (11/9) and Oakland (11/24). In his first start, Hasselbach responded with his first solo sack of the season for a 10-yard loss, and then posted a season-high five solo tackles vs. Oakland. He also had three stops against Carolina (11/9) and two each against St. Louis (also half a sack, 9/14) and at Buffalo (10/26). In the postseason Hasselbach played in all four games as a reserve on the defensive line and recorded seven tackles (4 solo), including an assist in the Wild Card Game (12/27), two solos in the Divisional Playoff Game (1/4/98), three tackles (two solo) in the Championship Game, and one solo in Super Bowl XXXII. **1996:** Hasselbach played in all 16 regular season games and started one at left defensive end (at Green Bay, 12/8). For the season he recorded 17 tackles (14 solo) — including two sacks (-20) — as well as two passes defended and two forced fumbles as a key contributor on Denver's defensive line rotation. On opening day vs. the Jets (9/1) Hasselbach had two solo tackles and one sack in Denver's 31-6 victory. He added another sack the following week in Denver's 30-20 win at Seattle (9/8). He had a season-high four tackles (two solo) in Denver's 34-7 victory vs. Kansas City (10/27), and added two tackles (one solo) at Green Bay (12/8) in his only start of the season. In Denver's AFC Divisional Playoff vs. Jacksonville (1/4/97) Hasselbach saw action on the defensive line and made one solo tackle. **1995:** Hasselbach saw action in all 16 games and made 10 starts in place of the injured Dan Williams (knee), finishing the season with 31 tackles (22 solo), four sacks, two passes defended and four fumble recoveries. He took over the starting left defensive end position at Seattle (10/1), and continued to start at New England (10/8), vs. Oakland (10/16) and vs. Kansas City (10/22). After returning to his backup role for two games, Hasselbach returned to the starting lineup against San Diego (11/19) when Williams suffered another knee injury. His four sacks on the season came at Seattle (10/1), vs. Kansas City (10/22), vs. San Diego (11/19) and at Oakland (12/24), a game in which he posted his highest tackle total of the year (6; 4 solo). **1994:** Hasselbach turned some heads after spending the previous four seasons with the Calgary Stampeders of the Canadian Football League. He played in all 16 games for the Broncos, includ-

ing the final nine in a starting role at defensive right tackle. For the season Hasselbach accounted for 66 total tackles (40 solo) — including two sacks (-13) — one pass defended and one forced fumble. He was given his first start against Cleveland (10/30) and responded with five total tackles (2 solo), then posted his best numbers of the season the following week with 10 tackles (3 solo) against the Rams (11/6). Hasselbach went on to start the final nine games of the season and recorded his first NFL sack against Cincinnati (11/27). His impressive play allowed the team to rest previous starter Dan Williams who was slowed by injury. Hasselbach was an instant hit in training camp, then progressed slowly during the regular season before jumping into the starting lineup. **1990-93:** Hasselbach spent four seasons with the Calgary Stampeders of the CFL, emerging as one of the league's top defensive stars. He posted four-year career totals of 72 tackles and 14 sacks, seven of which came in his final season, 1993.

COLLEGE: Hasselbach lettered one season (1989) at the University of Washington as a reserve defensive lineman for a Husky team that defeated Florida 34-7 in the 1989 Freedom Bowl. He made four solo tackles during his senior season (1989), his second consecutive as a backup to All-American and former San Francisco 49ers defensive end Dennis Brown. Hasselbach redshirted in 1985 and spent the next three seasons as a non-letterman squad member with great physical attributes and potential.

PERSONAL: A native of Amsterdam, Holland, Hasselbach has also lived in Suriname, Indonesia, Kenya and Canada. He is fluent in Dutch and has also spoken French, German, Japanese, Swahili and Indonesian. His father is a retired agronomist whose job took the family all around the world before settling in British Columbia. Hasselbach grew up playing soccer, cricket, rugby and field hockey as well swimming, and did not begin to play football until his final two years at South Delta High School in Tsawassen, B.C., where he was a two-year letterman offensive and defensive tackle. He was named to the Fraser Valley All-Star team and was an All-British Columbia choice. Harald, his wife Aundrea and their son, Terran, make their home in Aurora, Colo. Harald and Aundrea have been very active in the Denver community, hosting a Christmas party for disadvantaged youth in 1998, and along with Ray and April Crockett organizing a charity auction in May 1999 that raised \$50,000 for victims of the Columbine High School shootings.

HASSELBACH'S REGULAR SEASON RECORD

Year	Club	G	S	UT	A	TT	S-Yds.	I-Yds.	PD	FF	FR	TD-Int.	TD-FR	S	Pts.
1994	Denver	16	9	40	26	66	2-13	0-0	1	1	0	0	0	0	0
1995	Denver	16	10	22	9	31	4-23	0-0	2	0	4	0	0	0	0
1996	Denver	16	1	14	3	17	2-16	0-0	2	2	0	0	0	0	0
1997	Denver	16	3	19	4	23	1.5-14.5	0-0	1	0	0	0	0	0	0
1998	Denver	16	3	24	3	27	3-26	0-0	0	0	0	0	0	0	0
CAREER TOTAL		80	26	119	45	164	12.5-92.5	0-0	6	3	4	0	0	0	0

HASSELBACH'S POSTSEASON RECORD

Year	Club	G	S	UT	A	TT	S-Yds.	I-Yds.	PD	FF	FR	TD-Int.	TD-FR	S	Pts.
1996	Denver	1	0	1	0	1	0-0	0-0	0	0	0	0	0	0	0
1997	Denver	4	0	4	3	7	0-0	0-0	0	0	0	0	0	0	0
1998	Denver	3	3	1	4	5	0-0	0-0	0	0	0	0	0	0	0
CAREER TOTAL		8	3	6	7	13	0-0	0-0	0	0	0	0	0	0	0



TORY JAMES CORNERBACK

6-1 • 195 • 4TH YR. • LOUISIANA STATE

BORN: May 18, 1973 in New Orleans, La.
HIGH SCHOOL: Archbishop Shaw High School, Marrero, La.
RESIDES: Highlands Ranch, Colo.

ACQUIRED: Draft #2 (44th overall), 1996

PRO YEAR: 4th • **YEAR WITH BRONCOS:** 4th

NFL GAMES PLAYED/STARTED: 32/2 • **POSTSEASON:** 4/0

20

Tory James cleared a major hurdle in 1998 in his recovery from a devastating 1997 knee injury that wiped out his season. He played in every game for the Broncos last year as the club won its second straight World Championship, and regained a measure of confidence that he will carry into the 1999 season. James seeks to make a major impact in the Broncos secondary, still building upon a very successful 1996 rookie campaign in which he justified all the faith the Broncos showed in choosing him with the 44th pick of the 1996 NFL Draft. He entered '97 as the designated starter at right cornerback before injuring his knee in

the first preseason game. James will challenge for the nickel back position in '99 and for serious playing time behind veteran starters Ray Crockett and Dale Carter.

1998: James played in all 16 games and contributed 12 tackles (10 solo) and two pass breakups on defense, as well as 12 stops and a fumble recovery on special teams. He posted three special teams stops in each of the first two games of the season, and his fumble recovery came vs. Philadelphia (10/4) after Derek Loville knocked the ball from Allen Rossum's hands on a first-quarter kickoff return. James' first defensive tackle came vs. Dallas (9/13), and he posted two more (1 solo) at Seattle (10/11). James saw significant action at cornerback in the third and fourth quarters vs. Jacksonville (10/25) because of injuries in the secondary, and responded with his best statistical performance of the season, posting five tackles (4 solo) and a pass defended. His appearance in the season-opener vs. New England (9/7) was his first regular-season game action since 1996, since suffering a torn patellar tendon in the first quarter of the 1997 preseason opener vs. Buffalo (7/26). **Postseason:** James saw action in the secondary and on special teams in all three games and recorded two solo tackles with two passes defended. The two tackles came in the AFC Divisional Playoff Game vs. Miami (1/9), and the pass breakups came in the AFC Championship Game vs. the Jets (1/17) and Super Bowl XXXIII vs. Atlanta (1/31). James added a special teams tackle in the Super Bowl.

1997: James was placed on injured reserve Aug. 18 following surgery to repair a torn patellar tendon in his right knee. The injury occurred in the first quarter of the Broncos' initial preseason game of the year, July 26, vs. Buffalo at Mile High Stadium. **1996:** James saw action in the secondary and on special teams in all 16 regular season games and made two starts (at New England, 11/17; at Minnesota, 11/24) at right cornerback in place of the injured Lionel Washington (knee) and Randy Hilliard (ribs). He had already taken over the nickel back duties vs. Kansas City (10/27), and when Washington was hurt in that game James continued as the nickel back while Hilliard started at Oakland (11/4) and vs. Chicago (11/10). Hilliard was then hurt in the Chicago game, opening the door for James to start at New England and Minnesota while Washington eased back into play. For the season James posted 22 tackles (17 solo) and seven passes defended, and proved to be a big-play guy, snagging two interceptions, forcing a fumble and recovering a fumble. The forced fumble, the recovery and the first of his two interceptions all came vs. Seattle (12/1) in the contest in which Denver clinched its first AFC West title since 1991. James also made nine special teams stops, according to unofficial press box statistics. Versus Kansas City (10/27) James saw action as the nickel back for the first time, making two solo tackles, and also contributed on special teams in Denver's 34-7 win. In Game 11 at New England (11/17) James made his first career start, taking over the right cornerback spot with Lionel Washington just coming back from a knee injury and Randy Hilliard out with injured ribs. He responded with two tackles (1 solo) and two pass breakups, and added another tackle on special teams. The following week at Minnesota (11/24) James started for the second straight week and made five solo tackles in Denver's 21-17 victory. In Denver's AFC Divisional Playoff vs. Jacksonville (1/4/97) James saw action in a reserve role in the secondary, making two solo tackles, and also contributed on special teams. James was the Broncos' second overall selection in the 1996 draft, from LSU, chosen in the second round (44th overall).

COLLEGE: In his four years at Louisiana State, James played in 39 games (started 29) and made 117 tackles (81 solo), recovered three fumbles, caused one fumble, intercepted 11 passes, broke up 20 more, made two sacks (-9) and added five other tackles-for-loss (14). He returned one interception for a touchdown, and also played wide receiver as a freshman in 1992, catching six passes for 78 yards (13.0) with a long of 35 yards and one touchdown. He earned first-team All-Southeastern Conference honors as a junior in '94, and closed his career by being named to the All-America Dream Team by the Poor Man's Guide to the NFL Draft.

PERSONAL: James was All-District 10-5A as a defensive back and kick returner in his senior year at Archbishop Shaw High School in Marrero, La. He also starred in track and basketball during his prep career. James was criminal justice major at LSU. Tory Steven James was born May 18, 1973 in New Orleans, La. James is single and makes his home in Highlands Ranch, Colo.

JAMES' REGULAR SEASON RECORD

Year	Club	G	S	UT	A	TT	S-Yds.	I-Yds.	PD	FF	FR	TD-Int.	TD-FR	S	Pts.
1996	Denver	16	2	17	5	22	0-0	2-15	7	1	1	0	0	0	0
1997	Denver	16	0	10	2	12	0-0	0-0	2	0	0	0	0	0	0
1998	Denver	16	0	10	2	12	0-0	0-0	2	0	0	0	0	0	0
CAREER TOTAL		32	2	27	7	34	0-0	2-15	9	1	1	0	0	0	0

ADDITIONAL STATISTICS: Special teams tackles — 1996 (9), 1998 (12), TOTAL (21). Recovered a fumble on special teams, 1998.

JAMES' POSTSEASON RECORD

Year	Club	G	S	UT	A	TT	S-Yds.	I-Yds.	PD	FF	FR	TD-Int.	TD-FR	S	Pts.
1996	Denver	1	0	2	0	2	0-0	0-0	0	0	0	0	0	0	0
1998	Denver	3	0	2	0	2	0-0	0-0	0	0	0	0	0	0	0
CAREER TOTAL		4	0	4	0	4	0-0	0-0	0	0	0	0	0	0	0

ADDITIONAL STATISTICS: Special teams tackles — 1998 (1).



DARRIUS JOHNSON

SAFETY

5-9 • 185 • 4TH YR. • OKLAHOMA

BORN: September 17, 1972 in Terrell, Texas
HIGH SCHOOL: Terrell High School, Terrell, Texas
RESIDES: Aurora, Colo.
ACQUIRED: Draft #4 (122nd overall), 1996
PRO YEAR: 4th • **YEAR WITH BRONCOS:** 4th
NFL GAMES PLAYED/STARTED: 45/2 • **POSTSEASON:** 8/2

25

Darrius Johnson has progressed remarkably in each of his first three seasons in Denver, and will now likely make a move to the safety position for 1999, proving to be a vital cog in the Broncos' defensive future. He has shown that he can be depended upon to carry his weight in the defensive backfield, and will likely be utilized in a way that will allow the Broncos to put their best players on the field, regardless of their previous positions. Over the past two seasons Johnson has seen considerable action in the secondary after playing primarily on special teams as a rookie. Johnson has now played in 45 NFL games and has 65 tackles (60 solo), including one sack (-11), with two interceptions (79 yds.), 18 pass breakups and one forced fumble. He has also participated in eight postseason games with 18 tackles (14 solo), two interceptions (76 yds.), four passes defended and a forced fumble. Johnson is tied for fourth on the Broncos' postseason interceptions list (2) and ranks second in interception return yardage (76). His special teams play also continues to be stellar, as he finished fourth on the team in 1998 with 14 stops. For his career Johnson has 43 in the regular season and four more in the postseason. Johnson joined the Broncos in 1996 as a fourth-round (No. 122 overall) draft choice out of Oklahoma.

1998: Johnson saw action in all 16 games as the Broncos' nickel back, posting 39 tackles (35 solo), including his first career sack (-11), as well as nine passes defended and the first two interceptions of his career (79 yds. in returns). He was also a big contributor on special teams where he made 14 tackles and forced a fumble (at K.C., 11/16). Johnson's first career interception came vs. Philadelphia (10/4) when he picked off a Bobby Hoving pass with 1:20 left in the 1st half and returned it 45 yds. to the Denver 12-yd. line, setting up Denver's fifth touchdown of the half. He posted a career-high 6 solo tackles in the Broncos' 21-16 win at Seattle in Week 6, as he started the game in response to the Seahawks' three-wide receiver alignment. He then played the entire second half in place of Ray Crockett (ankle) at left cornerback, and saw extensive action both cornerback positions in the second half vs. Jacksonville (10/25) because of injuries to Crockett and Darrien Gordon. Johnson's second pickoff came at San Diego (11/29), when he plucked a Craig Whelihan pass in the 2nd qtr. and returned it 34 yds. Johnson's first career sack came in the season-finale vs. Seattle (12/27) when he dropped Jon Kitna for an 11-yard loss late in the game. He had started at nickel back. Preseason: Johnson played in all four games and recorded 14 tackles (12 solo), including a sack (-3), as well as two interceptions (43 yds.), four passes defended and two forced fumbles. He also registered a tackle and fumble recovery on special teams. **Postseason:** Johnson saw action in the secondary and on special teams in all three games and started the AFC Divisional and Championship Games because the Broncos opened the contests defensively in a nickel package. He tied for fourth among all Broncos in postseason tackles with 14 (10 solo), to go along with three passes defended, two interceptions, a forced fumble and a special teams tackle. In the AFC Divisional Playoff Game vs. Miami (1/9) he made his first postseason interception to go along with a team-leading nine tackles (7 solo). Johnson made the most of his first postseason start by adding a pass defended and a forced fumble. Johnson's interception of a Dan Marino pass came in the 4th qtr. and was returned 48 yds., the second-longest postseason interception return in franchise history at the time (now fourth). He later forced a fumble after a reception by Oronde Gadsden, which was recovered by Neil Smith and returned 79 yds. for a touchdown. Johnson came up big again with in the AFC Championship Game vs. the Jets (1/17) with four tackles (2 solo), a pass defended and a special teams tackle. In Super Bowl XXXII vs. Atlanta (1/31) Johnson added his second postseason interception, to go along with one solo

tackle and a pass defended. The interception came midway through the 3rd qtr. and was returned 28 yds. to the Atlanta 47-yd. line.

1997: Johnson provided youth and talent in the secondary, and also made strong contributions on special teams, playing in all 16 games. The only game in which he did not see any defensive action was at Oakland (10/19), Denver's first loss of the season. He took over the nickel back duties vs. Seattle (11/2), and finished the year with 17 solo tackles and seven passes defended, the first four of which came in the Seattle contest. Johnson ranked second on the team in special teams tackles (16), and also forced two fumbles, recovered a fumble and scored a touchdown. He recovered a fumbled kickoff return on the opening play of the second half vs. Seattle (11/2) when Glenn Cadrez knocked the ball away from Ronnie Harris, and dashed six yards into the end for his first professional score, giving Denver a 20-10 lead en route to a 30-27 victory. He finished the day with three solo tackles and four pass breakups on defense. Just one week earlier he had distinguished himself by forcing a fumble on a kickoff return, which was recovered by Dwayne Carswell to start the second half in Denver 23-20 overtime victory (10/26). His second forced fumble came vs. Carolina (11/9) when he stripped Winslow Oliver on a punt return in the third quarter. His high tackle game of the season came on Monday Night Football vs. Oakland (11/24) when he posted four solos. He also three stops (all solo) each vs. Seattle (11/2) and at San Diego (11/30). In the post-season Johnson contributed as the nickel back in all four games and made four solo tackles with one pass defended, as well three tackles on special teams. He had one pass breakup and two special teams stops vs. Jacksonville in Denver's 42-17 AFC Wild Card victory (12/27). In Denver's 14-10 AFC Divisional Playoff win at Kansas City (1/4/98), Johnson posted one tackle as the nickel back, and then added two stops (both solo) and a special teams tackle in the AFC Championship Game victory at Pittsburgh (1/11/98). In Super Bowl XXXII vs. Green Bay (1/25/98), Johnson recorded one solo tackle as the nickel back in Denver's 31-24 victory. **1996:** Johnson played in 13 regular season games, both on defense and special teams. He missed Weeks 2-4 (at Seattle, 9/8; vs. Tampa Bay, 9/15; and at Kansas City, 9/22) after suffering a knee injury in the season-opener vs. the Jets (9/1), but returned to action in Week Five at Cincinnati (9/29). Johnson began the year as the No. 1 kickoff returner but was set back by the injury and played behind Vaughn Hebronn for that role throughout the rest of the regular season. For the season Johnson made nine tackles (8 solo), knocked down two passes and forced a fumble on defense, and added 13 special teams tackles according to unofficial press box statistics. Versus Kansas City (10/27) he made two solo tackles on defense and added two more on special teams. At Oakland (11/4), in his first Monday Night Football game, Johnson saw action on special teams and made two tackles. At New England (11/17) Johnson played in the defensive secondary where he made three solo tackles, knocked down two passes and caused a fumble, while also contributing two special teams tackles. He made three tackles (2 solo) at Green Bay (12/8) and added three more on special teams. Johnson also played in Denver's AFC Divisional Playoff vs. Jacksonville (1/4/97).

COLLEGE: Johnson was a three-year starter in the secondary at Oklahoma, was twice named All-Big Eight first team, and finished his career with 208 tackles (149 solo), 12 interceptions, 30 pass break-ups, two forced fumbles and one fumble recovery. He played in two bowl games — John Hancock (after 1993) and Copper (after '94) — and figures seventh on the Sooners' all-time punt return list with 497 yards. Johnson also excelled in track and field, earning All-America honors in 1993 as a member of the Sooners' 1600-meter relay team. He ran the third leg on the relay squad that clocked a 39.03 at the NCAA Championships in New Orleans, La.

PERSONAL: Johnson was a Class 4A first-team all-state selection at Terrell High School in Terrell, Texas, where he lettered three times as a cornerback, running back and kickoff returner. He recorded 2,014 rushing yards in his career, and also excelled in track and field in the long jump (23'-2"), 100 meters (10.5) and 200 meters (21.5). An organizational communications major at Oklahoma, Johnson was born Sept. 17, 1972 in Terrell, Texas. He and his wife, Teniqua, make their home in Aurora, Colo.

JOHNSON'S REGULAR SEASON RECORD

Year	Club	G	S	UT	A	TT	S-Yds.	I-Yds.	PD	FF	FR	TD-Int.	TD-FR	S	Pts.
1996	Denver	13	0	8	1	9	0-0	0-0	2	1	0	0	0	0	0
1997	Denver	16	0	17	0	17	0-0	0-0	7	0	0	0	1	0	6
1998	Denver	16	2	35	4	39	1-11	2-79	9	0	0	0	0	0	0
CAREER TOTAL		45	2	60	5	65	1-11	2-79	18	1	0	0	1	0	6

ADDITIONAL STATISTICS: Special teams tackles — 1996 (13), 1997 (16), 1998 (14), TOTAL (43). Returned a fumble on kickoff coverage for a touchdown (6 yds.) vs. Seattle, 11/2/97. Forced a fumble on special teams at Kansas City, 11/16/98.

JOHNSON'S POSTSEASON RECORD

Year	Club	G	S	UT	A	TT	S-Yds.	I-Yds.	PD	FF	FR	TD-Int.	TD-FR	S	Pts.
1996	Denver	1	0	0	0	0	0-0	0-0	0	0	0	0	0	0	0
1997	Denver	4	0	4	0	4	0-0	0-0	1	0	0	0	0	0	0
1998	Denver	3	2	10	4	14	0-0	2-76	3	1	0	0	0	0	0
CAREER TOTAL		8	2	14	4	18	0-0	2-76	4	1	0	0	0	0	0

ADDITIONAL STATISTICS: Special teams tackles — 1997 (3), 1998 (1), TOTAL (4).



K.C. JONES

CENTER

6-1 • 275 • 3RD YR. • MIAMI (FLA.)

BORN: March 28, 1974 in Midland, Texas

HIGH SCHOOL: Robert E. Lee High School, Midland, Texas

RESIDES: Denver, Colo.

ACQUIRED: Rookie Free Agent, 1997

PRO YEAR: 3rd • **YEAR WITH BRONCOS:** 3rd

NFL GAMES PLAYED/STARTED: 0/0

60

K.C. Jones made great strides last year, in what was essentially his rookie season in the NFL. After missing the 1997 season with a torn pectoral muscle, Jones was able to more practically apply in practice situations all that he had learned, and he now looks to make an even greater contribution in 1999. Jones entered the NFL as a rookie free agent with the Broncos out of Miami (Fla.) in '97.

1998: Jones was active for four of the 16 games (vs. N.E., 9/7; at Oak., 9/20; at Wash., 9/27 and vs. Phil., 10/4), but did not play. He was declared inactive for the other 12 games. In the preseason Jones played in the opener at St. Louis (8/8), but suffered a right foot sprain during the contest and missed the final three games. He returned to practice the week of the regular-season opener. Jones was declared inactive for all three postseason games.

1997: Jones tore a pectoral muscle in Denver's first mini-camp in 1997 and missed the entire season. He was placed on injured reserve Aug. 18. Jones originally signed with Denver as a rookie free agent May 2.

COLLEGE: Jones was a four-year starter at center for the University of Miami, grading out at 93% as a blocker in his 41 career games. He was an All-Big East selection his last three years at UM, including 1995, when he only played in the first four games due to torn ligaments in his knee, forcing him to miss the rest of the season. Miami won or shared the Big East title four of the five years Jones was there, only missing out in 1993. Jones was also a freshman All-America choice by the Poor Man's Guide to the NFL Draft. He was a physical therapy major at Miami.

PERSONAL: Jones was a three-year starter and all-state center at Robert E. Lee High School in Midland, Texas, where he was team captain and named team MVP in 1991. Jones was the 10th-ranked prospect in the state of Texas as a senior by *SuperPrep*. His mother, Nancy, resides in Denver. Kirk Cameron Jones was born March 28, 1974 in Midland, Texas. Jones resides in Denver.

JONES' REGULAR SEASON RECORD

Year	Club	G	S
1997	Denver	INJURED RESERVE	PECTORAL
1998	Denver	0	0
CAREER TOTAL		0	0



TONY JONES

TACKLE

6-5 • 291 • 12TH YR. • WESTERN CAROLINA

BORN: May 24, 1966 in Royston, Ga.

HIGH SCHOOL: Franklin County High School, Royston, Ga.

RESIDES: Westlake, Ohio

ACQUIRED: Trade with Baltimore, 1997

PRO YEAR: 12th • **YEAR WITH BRONCOS:** 3rd

NFL GAMES PLAYED/STARTED: 155/146 • **POSTSEASON:** 12/11

77

Tony Jones has been one of the Broncos' most valuable acquisitions of in recent years — and the most versatile and unselfish, as well. He has played at an elite level, at right tackle in 1997 and left tackle in 1998, as Denver won back-to-back World Championships. His Pro Bowl invitation in 1998 — the first of his career — speaks volumes

about the performance he has put forth since joining the Broncos in a Feb. 14, 1997 trade from Baltimore. The Broncos sent their second-round pick in the '97 Draft to Baltimore for the rights to Jones, who stepped right in and helped the Broncos form the most effective offensive line in the NFL. Jones has proven over his 11-year career to be one of the top offensive linemen in the game, and also showed his versatility to the Broncos by starting the season at left tackle and then flip-flopping with Gary Zimmerman after the Broncos' sixth game, moving to right tackle and not missing a beat. Jones has also shown tremendous durability throughout his career, starting 146 of the 155 regular season games in which he has played, including a string of 105 starts in a row between 1989 and '96. He has started all but one game since the latter part of the 1989 season, and has also played in 12 postseason games and started 11: four at right tackle, five at left tackle and two at right guard. Jones entered the NFL as an undrafted rookie free agent with the Cleveland Browns in 1988.

1998: Jones — selected to the Pro Bowl as a reserve for the first time in his 11-year career — started at left tackle in all 16 games, playing through a groin strain in the Dallas contest (9/13) and a sprained left ankle at Seattle (10/11). The latter injury forced him to miss most of the third quarter, but he returned to play the final period as Denver went on to win 21-16. He suffered a mild left knee sprain vs. K.C. (12/6), but remained in the game. Jones played an integral role on an outstanding offensive line that allowed just 25 sacks — the third-lowest total for a full season in franchise history, and the lowest since 1971 — while paving the way for only the fourth 2,000-yard rusher in NFL history (Terrell Davis-2,008) and the league's second-most productive rushing attack at 154.3 yards per game. **Postseason:** Jones started at left tackle in all three postseason contests and helped pave the way for a rushing attack that averaged 183 yds.-per-game in the postseason. In the AFC Divisional Playoff Game vs. Miami (1/9) he left the game midway through the 2nd qtr. with a twisted right knee and did not return. Jones, however, returned to practice during the week and was back in the starting lineup for the AFC Championship Game vs. the Jets (1/17), playing the whole game. He started and played the entirety of Super Bowl XXXIII vs. Atlanta (1/31).

1997: Jones started all 16 games in his first year with the Broncos, after being acquired in a trade with the Ravens during the offseason (2/14/97). He helped the Broncos produce the NFL's 4th-ranked running game (3rd in AFC) and the top-rated offense in the NFL, averaging 367 yards per game. Denver also scored a league-high and franchise record 472 points on the season, as they claimed the first Super Bowl championship in the teams' 38-year history. He and the rest of the offensive line opened holes that enabled Pro Bowl running back Terrell Davis to rush for a franchise-record 1,750 yards and 15 touchdowns. That unit also allowed only 35 sacks on the season and helped QB John Elway set a franchise record with 27 touchdown passes. The offense ran for more than 100 yards in 14 of 16 games and broke the 400-yard total offense number three times. Jones started the first six games at left tackle before moving to right tackle prior to the Oakland game (10/19), where he started the final 10. He missed a portion of the San Francisco game (12/15) after suffering a bruised right knee in the fourth quarter. An MRI done the following day proved negative. In the postseason Jones started all four games at right tackle as part of an offensive line that dominated opponents and allowed the Broncos to control games with a powerful rushing attack that averaged 187 yards per game. The offensive line was named NFL Offensive Player of the Week for the Wild Card win over Jacksonville (12/27/97). They also enabled Denver to rush for more than 100 yards in all four postseason contests — including five individual 100-yard performances in four games — culminating with 179 in Denver's 31-24 victory over Green Bay in Super Bowl XXXII (1/25/98). **1996:** Jones played in and started 15 games for the Ravens, running his streak of consecutive starts to 105. Jones' streak was ironically snapped when he missed the Ravens' Oct. 20 matchup with the Broncos at Mile High Stadium due to a knee injury suffered the week before at Indianapolis (10/13). A sprained knee also had forced him to miss most of the second half against New England (10/6). The Ravens' offense, which ranked third in the AFC (357.7), accumulated over 450 yards of total offense twice (vs. Jacksonville, 11/24 and vs. the Rams, 10/29) during the '96 season thanks in part to Jones' play at left tackle. His 100th career start came against a team that he will now be seeing twice a season, the Oakland Raiders (9/1). **1995:** Jones started all 16 games at left tackle for the Browns in their final season in Cleveland, before the franchise's move and transformation into the Baltimore Ravens in 1996. His 100th consecutive start (including postseason) came at San Diego (12/3). He played in his 100th NFL game and his 91st career start in a 29-26 overtime Browns win at Cincinnati (10/29). Jones extended his consecutive start streak to 86 in a game at Houston (9/17), despite a sore groin. **1994:** Jones, who started all 16 of Cleveland's games for the fifth consecutive season, earned sec-

ond-team All-Pro honors from the Associated Press, UPI (AFC), *College & Pro Football Newsweekly* and *Tom Jackson's Pro Football Update*. During that season the team set a franchise record by allowing just 14 sacks. He also started both playoff games at left tackle (vs. New England, 1/1/95, and at Pittsburgh, 1/8/95). **1993:** Jones started all 16 of Cleveland's games for the fourth consecutive season, missing just two quarters the entire season. In a 19-16 win at the Raiders (9/19) Jones held AFC sack leader Anthony Smith sackless after Smith had racked up four the previous week against Seattle. **1992:** Jones started all 16 of Cleveland's games for the third consecutive season, despite having to play through a bad ankle he suffered Nov. 8 in a 24-14 Cleveland victory over Houston. He held Richard Dent and William Perry to no sacks and four tackles combined in a 27-14 win vs. Chicago (11/29). Jones held Chris Doleman to no sacks at Minnesota (11/22). He played his 50th game vs. Green Bay Oct. 18. **1991:** Jones was one of four Cleveland offensive linemen to start all 16 games, the second consecutive season he had done so. He held Kansas City's Derrick Thomas sackless Nov. 24. **1990:** Jones started all 16 games at right tackle, taking over for Cody Risien who retired prior to the start of training camp. **1989:** Jones played in eight games, starting the final three of the regular season and both playoff contests at right guard. He started his second NFL game at right guard vs. Minnesota (12/17), then switched to right tackle when Cody Risien left the game with an eye injury late in regulation. Jones was activated from injured reserve before the Seattle game (11/12) after spending seven weeks on IR nursing a toe injury suffered in a Week Two win over the Jets (9/17). **1988:** Jones played in the final four games of the season and one playoff game. He had been placed on injured reserve Aug. 29, 1988 with a toe injury. Jones was activated Oct. 22 and played in his first NFL game at Phoenix Oct. 23. He also played in Cleveland's Wild Card Game vs. Houston (12/24). Jones was a rookie free agent pickup by Cleveland May 20, 1988.

COLLEGE: Jones was a four-year letterman at Western Carolina University, garnering Most Improved Lineman and second-team All-Conference honors as a senior. He also ran track for the Catamounts. Jones returned to Western Carolina during the 1989 offseason to finish requirements for his degree (B.S.) in management (May '89).

PERSONAL: Jones played football, softball, basketball and ran track at Franklin County High School in Royston, Ga., winning MVP honors in football and basketball. He hails from the same hometown as baseball immortal Ty Cobb, however Jones has a street named after him in Royston (Tony Jones St.) and Cobb does not. Tony is involved in many off-the-field projects, such as Concern II, a sports carnival to help fund cancer research for children. He has also participated in the Diabetes Association "Swim for Diabetes" event and the American Lung Association's Celebrity Waiters' Luncheon. He has also headed a drive to increase adoption of minority children. Jones was married to Kamilla Orr on Valentine's Day 1992. They own two huge Rottweiler dogs. The couple's first child, Tony, Jr., was born May 27, 1995, three days after Tony, Sr.'s 29th birthday. They also have twins born March 13, 1999: a son, Kameron Tonus, and daughter, Kamilla Tonique. Jones enjoys swimming, softball, tennis and basketball. He wants to own a restaurant and clothing store after his playing career is finished. Jones is renowned for being one of the sharpest dressers in the NFL. He earned his nickname "T-Bone" in college when he would steal steaks from the younger players on the team during Wednesday "steak nights." Jones joined Broncos offensive linemen David Diaz-Infante and Mark Schlereth for an appearance on NBC's Late Night with Conan O'Brien show in late January 1998, days after the Broncos' Super Bowl victory over Green Bay. Anthony Edward Jones was born May 24, 1966 in Royston, Ga.

JONES' REGULAR SEASON RECORD

Year	Club	G	S
1988	Cleveland	4	0
1989	Cleveland	8	3
1990	Cleveland	16	16
1991	Cleveland	16	16
1992	Cleveland	16	16
1993	Cleveland	16	16
1994	Cleveland	16	16
1995	Cleveland	16	16
1996	Baltimore	15	15
1997	Denver	16	16
1998	Denver	16	16
CAREER TOTAL		155	146

JONES' POSTSEASON RECORD

Year	Club	G	S
1988	Cleveland	1	0
1989	Cleveland	2	2
1994	Cleveland	2	2
1997	Denver	4	4
1998	Denver	3	3
CAREER TOTAL		12	11

TIM KOHN

6-5 • 310 • 2ND YR. • IOWA STATE

BORN: December 6, 1973 in Waukesha, Wisc.
HIGH SCHOOL: Warren Township High School, Wadsworth, Ill.
RESIDES: Ames, Iowa
ACQUIRED: Free Agent, 1999
PRO YEAR: 2nd • **YEAR WITH BRONCOS:** 1st
NFL GAMES PLAYED/STARTED: 0/0

76



Tim Kohn brings toughness and tenacity to Denver after signing with the Broncos as a free agent during the offseason (2/8/99). He is expected to challenge for a backup role on the Broncos' talented offensive line. He entered the NFL as a third-round draft choice of the Oakland Raiders in 1997 (No. 85 overall) out of Brigham Young.

1998: Kohn was waived by the Raiders after training camp and re-signed to the practice squad, where he spent the season.

1997: Kohn was a third-round draft pick of the Oakland Raiders (85th overall) and was on the active roster as a rookie, but did not see game action. He was declared inactive for all but one game, in which he suited up but did not play (vs. Miami, 11/30/97).

COLLEGE: Kohn was a standout offensive lineman at Iowa State, earning second-team All-Big 12 honors by the coaches and AP as a senior. He helped pave the way for heralded runner Troy Davis throughout his Cyclone career. Kohn was also second-team All-Big 12 as a junior and was voted the team's most outstanding offensive lineman that season. He played in every game as a sophomore and made nine starts, following a freshman season in which he saw considerable action and made two starts. He redshirted in 1992. Kohn was first-team All-Academic Big 8 as a sophomore and junior (league had yet to become the Big 12). He was a political science and international studies major at Iowa State.

PERSONAL: Kohn was an All-North Suburban Conference pick at both offensive and defensive tackle at Warren Township High School in Wadsworth, Ill. He was also an honorable mention all-Chicago area selection. He recorded 59 tackles as a senior, including 11 sacks. The team finished 10-2 and captured the league title and reached the state Class 5A quarterfinals. Kohn lettered in football (2), basketball (3) and track (2). He also made the National Honor Society and the all-North Suburban Conference Academic Football Team, ranking ninth in a class of 380. He was born Dec. 6, 1973 in Waukesha, Wis. Tim and his wife, Shannon, have a daughter, Taylor Ann, born March 23, 1999.

KOHNS' REGULAR SEASON RECORD

Year	Club	G	S
1997	Oakland	0	0
1998	Oakland	0	0
CAREER TOTAL		0	0

DID YOU KNOW?

The Broncos are one of only five current NFL teams to have never picked first in the NFL or AFL Draft. The other four teams are the San Diego Chargers, Seattle Seahawks, and fifth-year franchises the Carolina Panthers and Jacksonville Jaguars.

MATT LEPSIS

TACKLE

6-4 • 290 • 3RD YR. • COLORADO

BORN: January 13, 1974 in Conroe, Texas
HIGH SCHOOL: Frisco High School, Frisco, Texas
RESIDES: Parker, Colo.
ACQUIRED: Rookie free agent, 1997
PRO YEAR: 3rd • **YEAR WITH BRONCOS:** 3rd
NFL GAMES PLAYED/STARTED: 16/0 • **POSTSEASON:** 3/0

78



Matt Lepsis enters the 1999 season with a significant opportunity to challenge for the starting right tackle position vacated by the departure of Harry Swayne via free agency. Lepsis, in this third NFL season, saw his first professional play a year ago after missing his entire first year in the league due to injury, and showed he has great promise for the future. He honed his skills before the '98 season by playing in the NFL Europe League for the Barcelona Dragons during the spring. Injuries from his college career at Colorado relegated him to the reserve/non-football injury list in 1997. He had signed with the Broncos that year (4/29/97) as a rookie free agent from the University of Colorado.

1998: Lepsis saw action in all 16 games on special teams, and limited duty as a reserve tackle. He played in his first professional regular season game in the season-opener vs. New England (9/7), replacing Harry Swayne at right tackle early in the fourth quarter and playing the remainder of the game. At Washington (9/27) Lepsis lined up as an eligible receiver on the line in a goal-line situation. He also played the fourth quarter at right tackle vs. Philadelphia (10/4) and the third quarter at right tackle at Seattle (10/11). **Postseason:** Lepsis played in all three postseason games, both on the offensive line and on special teams. He played the final 2-1/2 quarters at right tackle in the AFC Divisional Playoff Game vs. Miami (1/9) after Tony Jones left the game with a knee injury. Regular right tackle Harry Swayne moved to Jones' left tackle position, while Lepsis — playing in his first-ever postseason game — filled in admirably for Swayne on the right side, as the offensive line gave up just one sack for the day and cleared the way for 250 rushing yards. Earlier in the game, Lepsis was in on several offensive snaps as an eligible receiver, while also seeing action on special teams throughout the contest. He played on offense and special teams again in the AFC Championship Game vs. the Jets (1/17), seeing several offensive plays as an eligible receiver on the line. Lepsis also saw action in Super Bowl XXXIII vs. Atlanta (1/31).

1997: Lepsis spent the season on the reserve/non-football injury list due to a college knee injury.

COLLEGE: Lepsis played in 36 games as a tight end for Colorado (including bowl games), with 16 starts. He caught 45 passes for 519 yards and 3 touchdowns, including a two-yard reception for a score in the 1996 Cotton Bowl win over Oregon, capping a junior season in which he earned second-team All-Big Eight honors. Lepsis graded out as a 90% blocker during his career at CU and added seven special teams tackles to his credit. He also lettered three times in track at CU and was a two-time All-American in the discus with a collegiate best of 196 feet. Lepsis was a history major.

PERSONAL: Lepsis was an All-Southwest selection at Frisco (Texas) High School, where he was the Class 3A Defensive Player of the Year and a two-time state discus champion. He had the second-best discus throw in the country in 1992 (204'-8"), and was also a member of the National Honor Society. Lepsis also bench presses more than 400 pounds and squats more than 600 pounds. He and teammate K.C. Jones have a friendship that dates back to their high school years, though the two attended different colleges. Lepsis was born January 13, 1974 in Conroe, Texas. He resides in Parker, Colo.

LEPSIS' REGULAR SEASON RECORD

Year	Club	G	S
1997	Denver	RESERVE/NON-FOOTBALL INJURY (knee)	
1998	Denver	16	0
CAREER TOTAL		16	0

LEPSIS' POSTSEASON RECORD

Year	Club	G	S
1998	Denver	3	0
CAREER TOTAL		3	0



MIKE LODISH DEF. TACKLE

6-3 • 270 • 10TH YR. • UCLA

BORN: Aug. 11, 1967 in Detroit, Mich.
HIGH SCHOOL: Brother Rice High School, Birmingham, Mich.
RESIDES: Birmingham, Mich.
ACQUIRED: Unrestricted Free Agent (Buffalo), 1995
PRO YEAR: 10th • **YEAR WITH BRONCOS:** 5th
NFL GAMES PLAYED/STARTED: 139/29 • **POSTSEASON:** 21/1

97

Mike Lodish returns for his fifth year in Denver — and his 10th in the NFL — as a strong, veteran force on the defensive line. Lodish has earned the distinction of being the only player in the history of the National Football League to appear in six Super Bowls, claiming his second World Championship ring with Denver's 34-19 win over Atlanta in Super Bowl XXXIII last January. For his career, Lodish has appeared in 139 regular season games (29 starts) and amassed 136 tackles (94 solo), including nine sacks (-59), with four passes defended and four fumble recoveries, one of which he returned for a touchdown. He has also appeared in 21 postseason games, and started one (with Denver, vs. Jacksonville, 1/4/97), recording 11 solo tackles. Lodish entered the NFL in 1990 as a 10th-round draft choice (No. 265 overall) of the Buffalo Bills, with whom he spent his first five NFL seasons. He played in four Super Bowls with the Bills (SBs XXVI, XXVII, XXVIII and XXIX), and has now played in the past two with Denver, winning both (SBs XXXII and XXXIII).

1998: Lodish saw action on the defensive line in 15 of the 16 games and posted 14 tackles (7 solo), including two sacks (-11). He made one start, at Oakland (9/20), in place of an injured Keith Traylor. Lodish's first sack came early in the fourth quarter vs. Philadelphia (Bobby Hoving), as part of a two-tackle performance, and his second came at Cincinnati (11/1) when he dropped Neil O'Donnell for a 4-yd. loss in the 3rd qtr. Lodish was a game-day inactive at Miami (12/21).

Postseason: Lodish saw action on the defensive line in all three contests. By playing in Super Bowl XXXIII vs. Atlanta, Lodish became the only player in NFL history to play in six Super Bowls (4 with Buffalo and 2 with Denver).

1997: Lodish re-signed with Denver Aug. 5 as an unrestricted free agent and played in all 16 games on the defensive line, making 14 tackles (9 solo), including one sack (-7.5), to go along with a fumble recovery. He was credited with a half a sack each vs. Carolina (11/9) and St. Louis (9/14). Lodish's fumble recovery came in the third quarter vs. Oakland (11/24) after John Mobley stripped the ball from Napoleon Kaufman, and set up a Broncos field goal. He had three tackles each against Carolina (11/9) and at Pittsburgh (12/7) with two solos in each game. He also had two solo stops in Denver's 34-13 Monday Night Football win over New England (10/6). In the post-season Lodish played in all four games as a reserve defensive tackle and recorded three solo tackles, including two in Super Bowl XXXII, as he tied an NFL record by becoming the ninth player in league history to play in five Super Bowl games. He was instrumental in the Broncos' AFC Championship Game victory at Pittsburgh (1/11/98), recovering a Steelers fumble after Neil Smith sacked quarterback Kordell Stewart on the last play of the third quarter, killing another Steelers' drive and helping the Broncos hold on for a 24-21 victory. His other solo tackle came in the AFC Divisional Playoff at Kansas City (1/4/98). **1996:** Lodish started all 16 games for the Broncos at left defensive tackle, making 30 tackles (19 solo), including 1.5 sacks (-8.5). His season high of five solo tackles came in the finale at San Diego (12/22). Lodish had half a sack each at Seattle (9/8), at Oakland (11/4) and vs. Seattle (12/1). He started in Denver's lone playoff contest, vs. Jacksonville (1/4/97). **1995:** Lodish played in all 16 games, contributing four solo tackles, in his first year with the Broncos after signing in the offseason as an unrestricted free agent from Buffalo. At New England (10/8), Lodish saw action on the defensive line, and finished with two solo tackles. In the season finale at Oakland (12/24), Lodish saw action on the defensive line, making one solo tackle. **1994:** Lodish played in all 16 of the Bills' games, starting five. He had 17 tackles (nine solo), three quarterback pressures, and one fumble recovery. He started the first five games of the season in place of an injured Jeff Wright. In Week Two vs. New England (9/11), Lodish recovered a fumble in the end zone for Buffalo's only second half touchdown (and the second of his career) against the Patriots in a 38-35 victory. Cornerback Mickey Washington and Bruce Smith forced the fumble by Drew Bledsoe. Lodish played in a reserve role for the remainder of the regular season. **1993:** Lodish played in all 16 games, including one start, and registered seven stops (all solo), one half of a sack and two quarterback pressures. He also played in all three playoff games, registering two stops (both solo). On 10/11 he combined with Mickey Washington for a sack of Warren Moon in a 35-7 Monday night victory. On 11/1, he saw extensive action vs. Washington, recording one quarterback pressure in a 24-10 win. He recorded his second career fumble recovery at Miami

(12/19) as the Bills came from behind to beat the Dolphins 47-34. He had one unassisted stop in both the AFC Championship Game vs. Kansas City (1/23) and Super Bowl XXVIII vs. Dallas (1/30). **1992:** Lodish played in all 16 games and in all four playoff games. He was part of a defensive line that helped the Bills finish tied for second in the NFL in defense against the run. He had seven stops on the year (five solo), one half of a sack, four quarterback pressures, one pass defended, and a fumble recovery on which he scored his first NFL touchdown. He scooped up a fumble by Hugh Miller and rumbled 18 yards for a score at New England (9/27) in a 41-7 victory. He also had a half a sack at New Orleans (12/20) in a 20-16 victory. **1991:** Lodish played in all 16 games, starting six, and also played in all three playoff games. He finished the regular season with 37 tackles (28 solo), one and a half sacks, four quarterback pressures, two passes defended and one forced fumble. Lodish also added two stops in postseason play. He filled in admirably in the absence of both Bruce Smith and Jeff Wright during the season. Lodish received his first NFL start vs. Miami (9/1) in place of Smith, and then received another start the next week at nose tackle in place of Wright vs. Pittsburgh (9/8). He recorded his third career sack and his first career forced fumble at the Jets in a 23-20 win. He recorded two solo stops in Super Bowl XXVI vs. Washington (1/26). **1990:** Lodish played in 12 games as a rookie, as well as all three playoff games. He registered six tackles (all solo), a career-high two sacks, two QB pressures and one pass defended in the regular season, and added two solo stops in three postseason games. Lodish was part of a defense that ranked eighth in the league in total defense in 1990. He recorded his first career sack against Randall Cunningham and the Eagles (12/2). His second career sack came against Dan Marino vs. Miami (12/23). Lodish also had two solo stops in Super Bowl XXV vs. the New York Giants (1/27). Lodish was Buffalo's 10th-round selection in the 1990 NFL Draft, the 265th player taken overall.

COLLEGE: Lodish was an All-Pac-10 performer at UCLA, where he and his Bruin teammates went to a bowl game in each of his first three seasons there (Freedom, Aloha and Cotton). In 1987, his Bruins tied for the Pac-10 Conference title with USC. Lodish was a candidate for the Outland Trophy and Lombardi Award as a senior when he earned second-team All-Pac-10 honors. Lodish was an extraordinarily strong athlete at Westwood, squatting over 650 pounds for the school record in that category. He recorded 193 tackles with 14 sacks and three interceptions in his Bruin career. In 1987 and '88 he was part of a defense that ranked in the Top 10 in the nation against the run, allowing just 95 yards per game over those two seasons. The defensive line coach at that time was current Broncos defensive coordinator Greg Robinson, and one of his defensive linemen (1986-87) was new Broncos defensive assistant coach Terry Turney. Mike was a history major with a specialization in business administration.

PERSONAL: Lodish lettered three years in football at Brother Rice (Birmingham, Mich.) High School, where he led his team to the Michigan State Class A title in 1983. He also lettered in lacrosse and hockey. Lodish was named All-America by Adidas-Scholastic Coach. Lodish is single and makes his offseason home in Birmingham, Mich. Michael Timothy Lodish was born Aug. 11, 1967 in Detroit, Mich.

LODISH'S REGULAR SEASON RECORD

Year	Club	G	S	UT	A	TT	S-Yds	I-Yds	PD	FF	FR	TD-Int.	TD-FR	S	Pts.
1990	Buffalo	12	0	6	0	6	2-13	0-0	1	0	0	0	0	0	0
1991	Buffalo	16	6	28	9	37	1.5-10	0-0	2	0	0	0	0	0	0
1992	Buffalo	16	0	5	2	7	0.5-5	0-0	1	0	1	0	1	0	6
1993	Buffalo	16	1	7	0	7	0.5-4	0-0	0	0	1	0	0	0	0
1994	Buffalo	16	5	9	8	17	0-0	0-0	0	0	1	0	1	0	6
1995	Denver	16	0	4	0	4	0-0	0-0	0	0	0	0	0	0	0
1996	Denver	16	16	19	11	30	1.5-8.5	0-0	0	0	0	0	0	0	0
1997	Denver	16	0	9	5	14	1-7.5	0-0	0	0	1	0	0	0	0
1998	Denver	15	1	7	7	14	2-11	0-0	0	0	0	0	0	0	0
CAREER TOTAL		139	29	94	42	136	9-59	0-0	4	0	4	0	2	0	12

ADDITIONAL STATISTICS: Lodish's first touchdown came on an 18-yard fumble return at New England in 1992 (9/27), and his second came on a recovered a fumble in the end zone vs. New England in 1994 (9/11).

LODISH'S POSTSEASON RECORD

Year	Club	G	S	UT	A	TT	S-Yds	I-Yds	PD	FF	FR	TD-Int.	TD-FR	S	Pts.
1990	Buffalo	3	0	2	0	2	0-0	0-0	0	0	0	0	0	0	0
1991	Buffalo	3	0	2	0	2	0-0	0-0	0	0	0	0	0	0	0
1992	Buffalo	4	0	0	0	0	0-0	0-0	0	0	0	0	0	0	0
1993	Buffalo	3	0	2	0	2	0-0	0-0	0	0	0	0	0	0	0
1996	Denver	1	1	2	0	2	0-0	0-0	0	0	0	0	0	0	0
1997	Denver	4	0	3	0	3	0-0	0-0	0	0	1	0	0	0	0
1998	Denver	3	0	0	0	0	0-0	0-0	0	0	0	0	0	0	0
CAREER TOTAL		21	1	11	0	11	0-0	0-0	0	0	1	0	0	0	0



DEREK LOVILLE RUNNING BACK

5-10 • 210 • 9TH YR. • OREGON

BORN: July 4, 1968 in San Francisco, Calif.

HIGH SCHOOL: Riordan High School, San Francisco, Calif.

RESIDES: Scottsdale, Ariz.

ACQUIRED: Free Agent, 1997

PRO YEAR: 9th • YEAR WITH BRONCOS: 3rd

NFL GAMES PLAYED/STARTED: 101/23 • POSTSEASON: 13/1

31

Derek Loville has proven to be a valuable asset to the Broncos' offense and special teams since his acquisition by the Broncos as an unrestricted free agent during the 1997 offseason. A hard runner who hits the hole quickly and uses his blockers well, while also excelling as a receiver out of the backfield, Loville has played in 101 career games (23 starts) with 1,417 yards rushing and 15 touchdowns. He has also caught 109 passes for 865 yards and five more scores, and can also be used as a kick returner when called upon, as his 61-yard kickoff return at San Francisco (12/15/97) and his 22.1-yard career average attest. Loville has also played in 13 postseason games (one start) and owns three Super Bowl rings, two with Denver (Super Bowl XXXII and XXXIII) and one with San Francisco (XXIX), placing him among an elite group of just 30 NFL players to win a ring with two different teams, and one of only 13 to win one in each conference. In just two postseasons with the Broncos (seven games), Loville already ranks fifth on the club's postseason rushing list with 152 yards. Loville entered the NFL with Seattle in 1990 as a rookie free agent out of Oregon.

1998: Loville saw action on special teams and at halfback in all 16 games, carrying 53 times for 161 yards (3.0) with a long of 12 and two touchdowns, catching two passes for 29 yds. (14.5) with a long of 17 and returning six kickoffs for 105 yards (17.5) with a long of 25. His first TD came in the 4th qtr. at Washington (9/27) on a 1-yd. run to give Denver a 38-10 lead, and his second put the lid on a 30-7 Denver win at Kansas City (11/16) on Monday Night Football. That contest saw Loville post season-highs in both carries (10) and rushing yds. (40). Loville also posted 13 tackles (season-high 2 vs. Jax., 10/25 and at Oak., 9/20) and forced a fumble on special teams. The forced fumble came on a first-quarter kickoff return by Philadelphia's Allen Rossum in Week Five (10/4), and was recovered by Tory James to set up Denver's record-setting fourth touchdown of the quarter. Loville carried five times for 29 yds. vs. Oakland (11/22) and recorded his longest carry of the year (12 yds.). His one pass reception (12 yds.) came at Miami (12/21) from Bubby Brister, in a game in which he also returned a kickoff 25 yds. for his longest return of the season. Preseason: Loville played in all four games and carried the ball a team-high 40 times for 104 yards (2.6) with a long of 9 and one touchdown, while also catching six passes for 48 yards (8.0) with a long of 17. He also averaged 22.3 yards on four kickoff returns (89 yds.) with a long of 25, and made one special teams tackle. **Postseason:** Loville saw action on offense and special teams in all three games, rushing 12 times for 49 yds. (4.1) with a long of 11 yds. and one touchdown, which came in the AFC Divisional Playoff Game vs. Miami (1/9). In that game he carried eight times for 34 yds (4.3), and his 11-yd. TD dash came in the 2nd qtr. to give Denver a 21-3 lead. It was Loville's longest run of the day and moved him into third-place in postseason rushing touchdowns by a Bronco with three (Davis-12, Elway-6). Loville also made one tackle on special teams vs. Miami. He carried the ball twice for seven yds. (3.5) in the AFC Championship Game vs. the Jets (1/17) to move into fifth place on the Broncos' all-time postseason rushing list, passing Gene Lang (138). Loville carried twice for eight yards (4.0) and made one special teams tackle in Super Bowl XXXII vs. Atlanta (1/31).

1997: Loville played in all 16 games, contributing both on offense and special teams. He carried the ball 25 times for 124 yards (5.0) with a long of 17 and one touchdown, and caught two passes for 10 yards, while contributing five kickoff returns for 136 yards (27.2) — including a career-best long of 61 yards (12/15 at San Francisco) — and making one tackle. He had five carries for 22 yards (long of 9) in Denver's 35-14 victory over Seattle in Week Two (9/7), and did not have another carry until Nov. 24 against Oakland, when he had six for 36 (season-long of 17). His high rushing game of the season came in the finale vs. San Diego (12/21) when he led the team with 14 carries for 66 yards (4.7), and scored his only touchdown of the season on a 6-yard run in the fourth quarter. In the postseason Loville played in all four games and posted 13 carries for 103 yards (7.9) and two touchdowns with a long of 44 yards, and one reception for 10 yards. He was instrumental in securing Denver's Wild Card victory over Jacksonville (12/27/97) when he took over for an injured Terrell Davis (ribs) in the second half and went on to rush for a career-high 103

MOST RECEPTIONS IN A SEASON BY AN NFL RUNNING BACK

PLAYER	TEAM, YEAR	REC.	YDS.	AVG.	LG	TD
1. Larry Centers	Arizona, 1995	101	962	9.5	32	2
2. Larry Centers	Arizona, 1996	99	766	7.7	39	7
3. Roger Craig	San Francisco, 1965	92	1,016	11.0	73	6
4. Ricky Young	Minnesota, 1978	88	704	8.0	48	5
5. Derek Loville	San Francisco, 1995	87	662	7.6	31	3

yards on 11 carries (9.4) and score two touchdowns, while also recording his one pass reception. The rushing total represented Loville's first career 100-yard rushing game, and, at the time, was one of three 100-yard games posted by a Bronco in the playoffs. It now ranks sixth on the Broncos' all-time postseason single-game rushing list, and his 9.4-yards per carry average in the game is the best by a Bronco in the postseason. With Loville's 103 yards and Davis' 184, the Broncos became just the third team in NFL playoff history to boast two 100-yard rushers in the same game. His 44-yard gallop in that game is the third-longest run from scrimmage by a Bronco in the postseason, and his career 7.9-yards per carry average as a Bronco in the postseason is the best in franchise history. In Denver's AFC Divisional Playoff win at Kansas City (1/498), Loville carried the ball twice for zero net yards and returned one kickoff 20 yards. He also had a special teams tackle in the AFC Championship Game at Pittsburgh (1/11). **1996:** Loville played in 12 games with San Francisco, starting six at tailback. He also played in both postseason contests, returning four kicks for 86 yards and rushing twice for minus three yards. Loville finished the season with 229 rushing yards on 70 carries (3.3) and 138 more yards on 16 receptions (8.6), while also returning 10 kickoffs for 229 yards. Loville was inactive for four games (at St. Louis, at Washington, at Atlanta and vs. Carolina). In Week One at New Orleans (9/1) he was the team leader with 16 carries for 61 yards, including a four-yard touchdown, while also adding three receptions for 15 yards. Loville carried the ball 12 times for 49 yards, including a two-yard touchdown, and caught two passes for six yards vs. St. Louis (9/8). He caught six passes for 85 yards, including a 44-yard touchdown, and carried the ball seven times for 20 yards at Carolina (9/22). Loville started in place of Terry Kirby in the regular season finale vs. Detroit (12/23) on Monday Night Football and rushed for 66 yards on 14 carries. He also caught four passes on the night for 32 yards, including a one-yard score, and returned two kickoffs for 58 yards. **1995:** Loville started all 16 games for San Francisco, winning a heated battle in training camp for the spot vacated by Ricky Watters who signed with Philadelphia. He led the team in rushing with career highs in yards (723) and attempts (218) while tying a team record with 10 rushing touchdowns. Loville ranked second on the team in receptions with 87 (662 yards, 3 touchdowns), the fifth-highest reception total by a running back in NFL history. He gained 49 yards on 14 carries and caught six passes for 37 yards at New Orleans (9/3) in the regular season opener. A week later he ran 14 times for 61 yards and scored his first touchdown of the year, while catching six passes for 50 yards, vs. Atlanta (9/10). He also scored touchdowns against New England, Detroit, Dallas (two), Miami and St. Louis. Against the Cowboys he had 23 carries for 61 yards and two catches for 27 yards. Loville ran 15 times for 51 yards and added 78 yards on eight receptions at Miami the following week. Loville's most productive game of the season came against Buffalo when he touched the ball 34 times from scrimmage and racked up 174 total yards. Those numbers included career highs in carries (24), rushing yards (88), receptions (10) and receiving yards (86), with one touchdown on an eight-yard run. He had his second multiple-touchdown game at Carolina (12/10), scoring on runs of 1 and 7 yards. He had eight receptions for 70 yards in San Francisco's NFC Divisional Playoff Game vs. Green Bay (1/6/96). **1994:** Loville, who signed with the 49ers before the season, played in 14 games, totaling 31 carries for 99 yards and two receptions for 26 yards. He also returned two kicks for 34 yards and had eight special teams tackles. The 49ers went on to capture Super Bowl XXIX in Miami against San Diego (1/29/95). He was inactive for the season opener against the Raiders (9/5/94) and the season finale at Minnesota (12/26). Loville had a season-high nine rushing attempts for 20 yards at Atlanta (10/16) and gained 22 yards on five rushes while catching one pass for 19 yards vs. Denver (12/17). He saw special teams duty and brief action from scrimmage in all three postseason contests. **1993:** Loville suffered a knee injury during training camp in August and spent the entire season on injured reserve. **1992:** Loville signed with the Rams as a Plan 'B' free agent, but was waived before the start of the season and did not play for any team. **1991:** Loville played in all 16 games with Seattle, primarily as a kick returner, and ranked third in the AFC with a 22.9 average. He also ran 22 times for 69 yards. **1990:** Loville played in 11 games, including his first professional start in the regular season opener at Chicago (9/10) when he rushed seven times for 12 yards. He was signed by the Seahawks as a rookie free agent in 1990.

COLLEGE: Loville was a four-year letterman at Oregon, rushing for 3,214 yards and 45 touchdowns, both school records. He also scored 272 points in his career, another school mark. Loville broke all the records that were set by former Ducks standout Bobby Moore (Ahmad Rashad) from 1969-71. He was the team leader in rushing all four years, with a high of 1,202 yards during his junior year of 1988. His 45 touchdowns rank fourth all-time in the Pac-10 Conference.

PERSONAL: Loville played football and ran track at Archbishop Riordan High School in his hometown of San Francisco, Calif. Riordan is also the alma mater of former Broncos great Steve Sewell. Derek Kevin Loville was born July 4, 1968 in San Francisco. He and his wife, Nina, were married March 14, 1998. They have a son, Derek II, and make their home in Scottsdale, Ariz.

LOVILLE'S REGULAR SEASON RECORD

Year	Club	G	S	RUSHING				RECEIVING				SCORING					
				No.	Yds.	Avg.	LG	TD	No.	Yds.	Avg.	LG	TD	TD	Tdr	Tdp	Tdrt
1990	Seattle	11	1	7	12	1.7	4	0	0	0	0.0	0	0	0	0	0	0
1991	Seattle	16	0	22	69	3.1	22	0	0	0	0.0	0	0	0	0	0	0
1992				OUT OF FOOTBALL													
1993	San Fran.			INJURED RESERVE — KNEE													
1994	San Fran.	14	0	31	99	3.2	13	0	2	26	13.0	19	0	0	0	0	0
1995	San Fran.	16	16	218	723	3.3	27	10	87	662	7.6	31	3	13	10	3	1
1996	San Fran.	12	6	70	229	3.3	16	2	16	138	8.6	44	2	4	2	2	0
1997	Denver	16	0	25	124	5.0	17	1	2	10	5.0	7	0	1	1	0	0
1998	Denver	16	0	53	161	3.0	12	2	2	29	14.5	17	0	2	2	0	0
CAREER TOTAL		101	23	426	1,417	3.3	27	15	109	865	7.9	44	5	20	15	5	0

KICKOFF RETURNS

Year	Club	No.	Yds.	Avg.	LG	TD
1990	Seattle	18	359	19.9	29	0
1991	Seattle	18	412	22.9	50	0
1992			OUT OF FOOTBALL			
1993	San Fran.		INJURED RESERVE — KNEE			
1994	San Fran.	2	34	17.0	19	0
1995	San Fran.	0	0	0.0	0	0
1996	San Fran.	10	229	22.9	35	0
1997	Denver	5	136	27.2	61	0
1998	Denver	6	105	17.5	25	0
CAREER TOTAL		59	1,275	21.6	61	0

ADDITIONAL STATISTICS: Special teams tackles — 1991 (7), 1994 (8), 1996 (2), 1997 (1), 1998 (13), TOTAL (31). Forced one fumble on special teams, 1998.

LOVILLE'S POSTSEASON RECORD

Year	Club	G	S	RUSHING				RECEIVING				SCORING					
				No.	Yds.	Avg.	LG	TD	No.	Yds.	Avg.	LG	TD	TD	Tdr	Tdp	Tdrt
1994	San Fran.	3	0	0	0	0.0	0	0	0	0	0.0	0	0	0	0	0	0
1995	San Fran.	1	1	8	5	0.6	8	1	7	70	10.0	24	0	1	1	0	0
1996	San Fran.	2	0	2	-3	-1.5	0	0	0	0	0.0	0	0	0	0	0	0
1997	Denver	4	0	13	103	7.9	44	2	1	10	10.0	0	0	2	2	0	0
1998	Denver	3	0	12	49	4.1	11	1	0	0	0.0	0	0	1	1	0	0
CAREER TOTAL		13	1	35	154	4.4	44	4	8	80	10.0	24	0	4	4	0	0

ADDITIONAL STATISTICS: Returned one kickoff for 20 yds. (vs. Jacksonville, 12/27/97). 1997. Special teams tackles — 1997 (3), 1998 (2), TOTAL (5).

LOVILLE'S SINGLE-GAME HIGHS

(Postseason in parenthesis)

Most rushes — 24 vs. Buffalo, 12/3/95 (11 vs. Jacksonville, 12/27/97). **Most rushing yards** — 88 vs. Buffalo, 12/3/95 (103 vs. Jacksonville, 12/27/97). **Longest rush** — 27 yards vs. New England, 9/17/95 (44 vs. Jacksonville, 12/27/97). **Most rushing touchdowns** — 1, 15 times, most recently at Kansas City, 11/16/98 (2 vs. Jacksonville, 12/27/97). **Most receptions** — 10 vs. Buffalo, 12/3/95 (7 vs. Green Bay, 1/6/96). **Most receiving yards** — 86 vs. Buffalo, 12/3/95 (70 vs. Green Bay, 1/6/96). **Longest reception** — 44 yards (TD) at Carolina, 9/22/96 (24 vs. Green Bay, 1/6/96). **Most receiving touchdowns** — 1, five times, most recently vs. Detroit, 12/23/96 (none). **Most total yards from scrimmage** — 174 (88 rush/88 rec.) vs. Buffalo, 12/3/95 (113 vs. Green Bay, 1/6/96 [103 rush/10 rec.]). **Longest kickoff return** — 61 yards at San Francisco, 12/15/97 (20 yards at Kansas City, 1/4/98).

DID YOU KNOW?

The Broncos were the first AFL team ever to defeat an NFL team when they beat the Detroit Lions 13-7 on August 5, 1967, in a preseason game at the University of Denver Stadium.

ANTHONY LYNN

FULLBACK

6-3 • 230 • 6TH YR. • TEXAS TECH

BORN: December 21, 1968 in McKinney, Texas
HIGH SCHOOL: Celina High School, Celina, Texas
RESIDES: Aurora, Colo.
ACQUIRED: Unrestricted Free Agent (San Fran.), 1997
PRO YEAR: 6th • **YEAR WITH BRONCOS:** 4th
NFL GAMES PLAYED/STARTED: 67/1 • **POSTSEASON:** 9/0



37

Anthony Lynn is in the third year of his second go-around with the Broncos, having spent the 1993 season in Denver, prior to two years in San Francisco (1995-96). He returned to Denver in 1997, signing with the club as a free agent. Lynn has proven to be a quality backup at fullback and one of the top players on the squad on special teams. Besides his on-field capabilities, Lynn is also very popular in the Broncos locker room and is viewed by many of his peers and as one of the strongest players on the team mentally as well as physically. He has played in 67 regular season NFL games with one start, rushing for 175 yards on 26 carries (6.7) and catching two passes for 14 yards (7.0), and has played in nine postseason contests. Lynn entered the NFL as a rookie free agent with the Giants in 1992 (signed May 5) out of Texas Tech.

1998: Lynn saw action on special teams in all 16 games and made 16 tackles to go along with a forced fumble. His first playing time on offense came in the fourth quarter vs. Philadelphia (10/4), and he played again in relief of Howard Griffith in the fourth quarter a week later at Seattle (10/11). Lynn had his best statistical performance of the season vs. San Diego (11/8) with three special teams tackles and a forced fumble that came on kickoff coverage just before halftime. **Postseason:** Lynn saw action on special teams in all three games and made two tackles, the first of which came vs. the Jets in the AFC Championship Game (1/17) and the other in Super Bowl XXXIII vs. Atlanta (1/31).

1997: Lynn saw action in all 16 games on special teams, making eight tackles. He played on offense for the only time vs. Carolina (11/9) and caught a 21-yard pass from Jeff Lewis in the fourth quarter, the longest reception of his career. He had two special teams stops in the regular season-finale against San Diego (12/21). In the postseason Lynn played on special teams in all four games, recording two tackles and a forced fumble, all in the Divisional Playoff Game at Kansas City (1/4/98). He knocked the ball from the hands of Tamarick Vanover on a second-quarter kickoff return, though Vanover would recover. In the AFC Wild Card Game vs. Jacksonville (12/27) he contributed on special teams and also saw considerable action in the fourth quarter at fullback, helping lead the way for Vaughn Hebronn's six-yard TD run on Denver's last drive of the contest, a 42-17 victory. **1996:** Lynn played in all 16 games with San Francisco, starting one at fullback (vs. Cincinnati, 10/20). He finished the season with 164 yards rushing on 24 carries (6.8) and 14 yards receiving on two receptions (7.0 avg.). Lynn also had six special teams tackles in the regular season and two more in two postseason games. He made two special teams tackles in Week One vs. New Orleans (9/1) and also carried the ball twice for eight yards. He took off on a career-best 67-yard run on his only carry of the game vs. Atlanta (9/29), a figure that also accounted for his career single-game rushing best. Lynn had seven carries for 39 yards, his only two receptions of the year for 14 yards and added two special teams tackles at St. Louis (10/6). **1995:** Lynn played in six games for San Francisco before suffering a broken left ankle at Indianapolis (10/15) that prematurely ended his season. For the year he carried the ball twice for 11 yards (5.5) and recorded three special teams tackles. Lynn had his first career rushing attempt for five yards vs. Atlanta (9/10). He was placed on injured reserve Oct. 21 following the Oct. 15 ankle injury. **1994:** Lynn was waived in training camp by the Broncos was not signed by any other team. **1993:** Lynn played in 13 games with the Broncos, seeing most of his duty on special teams. He was declared inactive at Cleveland (11/7), vs. Pittsburgh (11/21) and at Seattle (11/28). He saw action in his first NFL game on opening day in New York against the Jets (9/5) in a 26-20 Broncos win. **1992:** Lynn was out of football. **1991:** Lynn was in training camp with the New York Giants as a rookie free agent but was released Aug. 31.

COLLEGE: Lynn was a standout player at Texas Tech where he rushed for 1,911 yards on 481 carries (4.0) and scored 17 touchdowns during his career. He earned All-Southwest Conference honors as a junior when he ran for 884 yards on 224 carries and scored eight touchdowns. He was slowed during his senior season by a knee injury.

PERSONAL: Lynn played his high school football at Celina (Texas) High School. He and his wife, Cynda, have two children, D'Anton (10/24/89) and Danielle (12/21/93), and the family makes its home in Aurora, Colo. Anthony Ray Lynn was born Dec. 21, 1968 in McKinney, Texas.

LYNN'S REGULAR SEASON RECORD

Year	Club	G	S	RUSHING					RECEIVING					SCORING				
				No.	Yds.	Avg.	LG	TD	No.	Yds.	Avg.	LG	TD	TD	TDp	TDrt	2pt	Pts.
1993	Denver	13	0	0	0	0.0	0	0	0	0	0.0	0	0	0	0	0	0	0
1994				OUT OF FOOTBALL														
1995	San Fran.	6	0	2	11	5.5	6	0	0	0	0.0	0	0	0	0	0	0	0
1996	San Fran.	16	1	24	164	6.8	67	0	2	14	7.0	8	0	0	0	0	0	0
1997	Denver	16	0	0	0	0.0	0	0	1	21	21.0	21	0	0	0	0	0	0
1998	Denver	16	0	0	0	0.0	0	0	0	0	0.0	0	0	0	0	0	0	0
CAREER TOTAL		67	1	26	175	6.7	67	0	3	35	11.7	21	0	0	0	0	0	0

ADDITIONAL STATISTICS: Special teams tackles — 1995 (3), 1996 (6), 1997 (8), 1998 (16), TOTAL (33). Forced a fumble on special teams, 1998.

LYNN'S POSTSEASON RECORD

Year	Club	G	S	RUSHING					RECEIVING					SCORING				
				No.	Yds.	Avg.	LG	TD	No.	Yds.	Avg.	LG	TD	TD	TDp	TDrt	2pt	Pts.
1996	San Fran.	2	0	0	0	0.0	0	0	0	0	0.0	0	0	0	0	0	0	0
1997	Denver	4	0	0	0	0.0	0	0	0	0	0.0	0	0	0	0	0	0	0
1998	Denver	3	0	0	0	0.0	0	0	0	0	0.0	0	0	0	0	0	0	0
CAREER TOTAL		9	0	0	0	0.0	0	0	0	0	0.0	0	0	0	0	0	0	0

ADDITIONAL STATISTICS: Special teams tackles — 1996 (2), 1997 (2), 1998 (2), TOTAL (6). One forced fumble, 1997.

LYNN'S SINGLE-GAME HIGHS

(Postseason in parenthesis)

Most rushes — 7 vs. St. Louis, 10/6/96. **Most rushing yards** — 67 vs. Atlanta, 9/29/96. **Longest rush** — 67 yards vs. Atlanta, 9/29/96. **Most receptions** — 2 vs. St. Louis, 10/6/96. **Most receiving yards** — 21 vs. Carolina, 11/9/97. **Longest reception** — 21 yards vs. Carolina, 11/9/97. **Most total yards from scrimmage** — 67 (67 rush/0 rec.) vs. Atlanta, 9/29/96.



ED McCAFFREY WIDE RECEIVER

6-5 • 215 • 9TH YR. • STANFORD

BORN: August 17, 1968 in Waynesboro, Pa.
HIGH SCHOOL: Central Catholic High School, Allentown, Pa.
RESIDES: Parker, Colo.

ACQUIRED: Unrestricted Free Agent (San Fran.), 1995

PRO YEAR: 9th • YEAR WITH BRONCOS: 5th

NFL GAMES PLAYED/STARTED: 125/53 • **POSTSEASON:** 13/8

87

Ed McCaffrey's career took a major turn in a positive direction in 1998, as he posted the best numbers of his eight NFL seasons and earned his first Pro Bowl berth. McCaffrey had been productive and consistent at the wide receiver position for the Broncos in each of his three years with the club, but 1998 proved to be a breakout year of sorts, as he posted career highs for receptions (64), yards (1,053), average (16.5) and touchdowns (10), tying for the AFC lead in the latter. The ninth-year pro, who signed with Denver as an unrestricted free agent in 1995, continues to be one of the most stable performers in the league at his position, showing an unerring ability to make the tough catch in clutch situations. McCaffrey, one of the best route-runners in the league, has played in 125 games (53 starts) over his eight-year career, catching 299 passes for 3,895 yards (13.0) and 36 touchdowns. He has also played in 13 postseason games (eight starts) and caught 34 passes for 479 yards (14.1) with a long of 47 and two touchdowns, winning World Championships with the Broncos (1997 and 1998) and 49ers (1994). McCaffrey is one of just 30 players in NFL history to win a Super Bowl with two different teams, and one of only 13 to win one in each conference. He entered the NFL in 1991 as a fourth-round draft choice of the New York Giants (No. 83 overall) out of Stanford.

1998: McCaffrey — selected to start in the Pro Bowl for the first time in his eight-year career; named second-team All-NFL by the Associated Press and All-AFC by *Football News* — started at wide receiver in 15 of the 16 games and enjoyed the finest statistical season of his career in all four receiving categories with 1,053 yds. on 64 receptions for an average of 16.5, with 10 touchdowns. He enjoyed an exemplary year off the field, as well, being named the "Sprint Broncos Man of the Year" for 1998. McCaffrey tied for the AFC lead in receiving TDs (T6th NFL), tied for sixth (T13th NFL) in total TDs, ranked sixth in the AFC (14th NFL) in receiving yards and tied for 15th

in receptions, while his yards-per-catch avg. of 16.5 ranked sixth in the AFC (11th NFL). He posted a reception of 32 yds. or longer in 9 of the 15 games he played in '98 (32, 33, 37, 38, 41, 41, 44, 48, 48), finished the year having scored 13 TDs in his last 18 regular season games, dating back to the 1997 season. He turned in an outstanding '98 debut vs. New England (9/7), leading all receivers with seven catches for 97 yards (13.9), while also recovering a Patriots onside kick attempt in the final two minutes. His longest reception (44 yds.) came on the first play of the game and tied for the longest of his career. He followed that with a then-career-high 117 yards on five receptions vs. Dallas (9/13), including a 38-yard reception from backup QB Bubba Brister in the fourth quarter. His first two touchdowns of the season came in Week Three at Oakland (9/20), on a 1-yd. reception from John Elway and a 13-yd. grab from Brister, followed by a 19-yd. TD reception from Brister the next week at Washington (9/27). In Week 5 vs. Philadelphia (10/4) McCaffrey caught two passes for 60 yds., including a career-best 48-yarder from Brister on the first play from scrimmage, and his fourth touchdown of the year on a 12-yd. reception in the second quarter. He led all Denver receivers in yardage vs. Jacksonville (10/25) with 92 on three receptions, including a 41-yd. TD from Elway on the first play of the 2nd qtr., his fifth TD of the year. McCaffrey posted a new career high with 133 receiving yds. at Cincinnati (11/1) on seven receptions (19.0), including his sixth TD of the season. The score came on a 25-yd. pass from Elway in the 4th qtr. of a 33-26 come-from-behind win. He matched that career high, as well as his career-high for receptions, with a 9-133 performance vs. San Diego (11/8), which included a 7-yd. touchdown reception from Brister, his seventh of the year. It came early in the 3rd qtr. and gave Denver a 20-0 lead. McCaffrey posted back-to-back 100-yd. games for the first time in his career during the 1998 season (7-133 at Cin., 11/1 and 9-33 vs. S.D., 11/8), and recorded four of his six career 100-yd. games in 1998. Additionally, it marked just the sixth time in Broncos history that a player has posted receiving totals of 130 yds. or more in back-to-back games. McCaffrey caught one pass for 19 yds. at Kansas City (11/16) before leaving the game in the 1st qtr. with a hamstring strain. That injury also forced him to miss his first start of the season a week later vs. Oakland (11/22), as he was declared inactive the day of the game. McCaffrey bounced back a week later at San Diego (11/29), returning to the starting lineup and catching 5 passes for 74 yds. (14.8) and 2 TDs, both coming in the 1st qtr. on passes of 15 and 37 yds. from John Elway. The two scores gave him a career-high 9 for the season, and the five receptions allowed him to match his career high of 49. McCaffrey extended his career-high TD total to 10 vs. Kansas City (12/6), part of a 6-catch, 103-yd. performance that saw him break his previous single-season best of 49 catches, finishing the day at 55. It was McCaffrey's fourth 100-yd. game of the year, and the sixth of his career, and included a 48-yd. reception from Elway, tying the longest of McCaffrey's career. McCaffrey joined Rod Smith (165 yds.) to give Denver two 100-yd. receivers in the same game for the first time since Nov. 20, 1994 vs. Atlanta (Cedric Tillman—175, Anthony Miller—102). McCaffrey went over the 1,000-yd. receiving mark for the season with his 42 yds. at Miami (12/21), joining Rod Smith (1,222) to give Denver two 1,000-yd. receivers in the same season for the just the third time in franchise history (1994 and '97). McCaffrey suffered a tendon tear in his left ring finger in practice Aug. 11, and missed one preseason game (vs. New Orleans, 8/14). **Postseason:** McCaffrey started at wide receiver in all three postseason games and caught 11 passes for 190 yds. (17.3) with a long of 47, the longest postseason reception of his career (vs. the Jets, 1/17/99). In the AFC Divisional Playoff Game vs. Miami (1/9) he caught three passes for 52 yds. (17.3), and followed that up with three more catches for a team-high 66 yds. (22.0) in the AFC Championship Game vs. the Jets (1/17). He was superb again in Super Bowl XXXIII vs. Atlanta (1/31), catching five passes for 72 yds. with a long of 25, all in the second half. McCaffrey now ranks fourth on the Broncos' all-time postseason list for receptions (28), and ranks fifth in receiving yards (415).

1997: McCaffrey started 15 of the 16 games at wide receiver and ranked fourth on the team in receptions, with 45 for 590 yards (13.1), a long of 35 yards and a career-best eight touchdowns, tied for fifth-most receiving touchdowns in the AFC. McCaffrey missed his only game of the season in Week 15 at Pittsburgh (12/7) when he was declared inactive because of a strained hamstring. His first big performance of the 1997 season came at Seattle (9/7) in Week Two when he was matched up with rookie CB Shawn Springs and produced one of the biggest days of his career, catching eight passes for 93 yards and two touchdowns in Denver's 35-14 victory. Against St. Louis the next week (9/14) he had just one reception, but it was a 23-yard touchdown in the third quarter that put Denver ahead 35-7, en route to a 35-14 victory. The following week he caught his third touchdown of the season, a 32-yarder against Cincinnati (9/21) in Denver's 38-20 victory. He finished the day with four receptions for 62 yards. At Oakland (10/19) McCaffrey had three receptions for 61 yards and a 28-yard touchdown that brought Denver to within 28-25 in the fourth



quarter, the score by which Denver would drop its first game of the season. In Denver's next matchup with the Raiders (11/24) he had four catches for 51 yards, including a diving 35-yard reception that set up Denver's first touchdown of the game en route to a 31-3 win on Monday Night Football. The next Sunday at San Diego, McCaffrey caught seven passes for a career-high 111 receiving yards (the second 100-yard game of his career) in Denver's 38-28 win. In that game he caught two touchdown passes (4 and 21 yards) to raise his total to seven, ending a five-game scoring drought since catching his fifth in the fourth quarter at Oakland (10/19). He closed the regular season with a four-catch, 32-yard performance that included his eighth touchdown of the year to set a new personal high. The touchdown came on a 1-yard reception from John Elway in the second quarter to put Denver ahead 21-3, en route to a 38-3 victory. In the postseason McCaffrey started at wide receiver in all four games and tied for the team lead in receptions (12) with Shannon Sharpe, covering 171 yards (14.3) with one touchdown, as he joined a list of just 30 players in NFL history to win a Super Bowl with more than one team (San Francisco, SB XXIX). In the Wild Card Game against Jacksonville (12/27) he caught two passes for 35 yards, including a 25-yarder on the Broncos' first possession on third-and-15 that kept the drive alive and set up their first score of the day. In Denver's 14-10 AFC Divisional Playoff win at Kansas City (1/4/98), McCaffrey caught three passes for 56 yards, including a 43-yarder on third-and-five early in the fourth quarter that set up Terrell Davis' game-winning touchdown with 12:32 remaining. In the AFC Championship Game at Pittsburgh (1/11) he caught five passes for 37 yards, including a one-yard score right before the half to give Denver a 24-14 advantage. The Broncos held on to win 24-21 and advanced to their first Super Bowl in eight years. In Super Bowl XXXII against Green Bay, McCaffrey caught two passes for a team-high 45 yards, including a 36-yarder in the third quarter on Denver's 13-play, 92-yard drive (the longest of the game) that put them ahead 24-17. He also threw a crushing block on Packers' linebacker Brian Williams to free Howard Griffith for the bulk of his yardage on a 23-yard pass play from Elway that set up Denver's game-winning touchdown late in the fourth quarter. **1996:** McCaffrey started 15 of the 16 regular season games at wide receiver opposite Anthony Miller and posted the second-best totals of his career with 48 receptions for 553 yards (11.5) and a long of 39 yards with a career-high seven touchdowns. He missed the Chicago game (11/10) when he was declared inactive because of a lower-back bruise. McCaffrey established a career high and tied a Broncos franchise record with three touchdown receptions against Baltimore (10/20). Easily his most dramatic touchdown catch of the year came at Minnesota (11/24) when he hauled in a five-yard John Elway pass that was tipped in the air three times by Vikings players, catching it at the one-yard line and diving backwards into the endzone for the score with 19 seconds left in the game. His longest reception of the year was a 39-yard touchdown from Elway in the season-opener against the Jets (9/1), and his most historic was his catch of Elway's 250th career touchdown pass in the second quarter vs. Seattle (12/1). McCaffrey sprained his ankle in practice Sept. 11 but was able to play four days later against Tampa Bay (9/15). In the season-opener vs. the Jets (9/1), McCaffrey started at wide receiver and caught a team-high four passes (tied with Shannon Sharpe) for 61 yards (15.3), including a 39-yard touchdown to put the Broncos ahead 14-0. In week five at Cincinnati (9/29) he caught five passes for 80 yards in a true iron-man performance. He was the victim of several vicious hits, but managed to return to the game each time, earning high praise from his teammates in the lockerroom after the Broncos' 14-10 victory. Versus San Diego (10/6) McCaffrey caught five passes for 58 yards with one touchdown (9 yards) and a long of 31 yards. His touchdown came with 8:22 remaining in the game, and put Denver ahead by the eventual final margin of 28-17. Two weeks later vs. Baltimore, McCaffrey tied a Broncos franchise record with three touchdown receptions, coming on passes of 4, 6 and 8 yards from Elway. In all he caught seven passes for 76 yards. His third TD of the day, a 6-yarder with 10:57 remaining, put the Broncos on top 38-34 en route to a 45-34 win. He had one of his best games of the year at Minnesota (11/24), catching six passes for a season-high 83 yards and one touchdown. His touchdown provided the winning points in Denver's 21-17 come-from-behind win, as he hauled in a thrice tipped five-yard pass from Elway with 19 seconds remaining in the game, and lunged backwards into the end zone for the score. It was his sixth touchdown of the year, surpassing his previous best of five as a New York Giant in 1992. Versus Seattle (12/1) he caught a team-high five passes for 43 yards with a long of 12 and one touchdown. His four-yard touchdown reception in the second quarter was the 250th touchdown pass of Elway's career, ninth-most in NFL history. In Denver's AFC Divisional Playoff vs. Jacksonville (1/4/97) McCaffrey started his first playoff game and caught five passes for 54 yards, including a long of 15 yards for his one touchdown on the day. His score came with 1:50 remaining in the game and pulled Denver to within 30-27. **1995:** McCaffrey played in all 16 games and made four starts (vs. Buffalo 9/3, at San Diego 9/24, at Seattle 10/1 and vs. Kansas City 10/22). He had, at



the time, the second-most productive season of his career, catching 39 passes for 477 yards (12.2), with a long of 35 yards and two touchdowns, and also rushed once for -1 yard. In his debut as a Bronco vs. Buffalo (9/3), McCaffrey started in place of the injured Anthony Miller and caught four passes for 52 yards. He hauled in a 35-yarder from John Elway on the Broncos' final scoring drive to set up Terrell Davis' three-yard, game-sealing touchdown run. In Week Three vs. Washington (9/17) McCaffrey caught a season-high five passes for 70 yards (14.0), including a clutch 19-yarder from Elway during the Broncos' game-winning 80-yard drive. Denver won the game on the final play 38-31. Against Arizona (11/5), McCaffrey caught one pass, a 23-yarder in the fourth quarter for his first touchdown as a Bronco and the 10th of his career. Against Jacksonville (12/3), McCaffrey saw action as the third receiver and made three catches for 48 yards, including a 24-yarder. He also rushed once on a reverse for -1 yard. In the season finale at Oakland (12/24), McCaffrey — who started in the Broncos' four-wide receiver set — caught a career-high nine passes for 99 yards and one touchdown, with a long of 27 yards, to help lift the Broncos to a 31-28 win. McCaffrey's four-yard, one-handed touchdown reception with 5:46 remaining in the game tied the score at 28-28. McCaffrey was acquired by the Broncos as an unrestricted free agent from San Francisco March 7, **1994:** McCaffrey played in all 16 regular season games for the 49ers and in all three postseason games. He had 11 catches for 131 yards (12.0 average) and two touchdowns in the regular season and one reception for five yards in the playoffs. He also had eight special teams tackles in the regular season. McCaffrey caught one pass for eight yards, recorded two special teams tackles and forced a fumble at Detroit (10/9). He had three receptions for 34 yards, including a 34-yard touchdown versus Tampa Bay (10/23), and recovered an on-side kick late in the fourth quarter of the 49ers 21-14 victory over Dallas (11/13). He caught five passes for 59 yards, including a one-yard touchdown in the regular season finale at Minnesota (12/26). His one reception against San Diego in the Super Bowl (1/29/95), a five-yarder, came in the second quarter. McCaffrey was acquired by the 49ers July 25, 1994 as a free agent after being waived by the Giants July 18. **1993:** McCaffrey played in all 16 regular season games with one start for the New York Giants, and also played in both New York playoff contests. He finished fourth on the team with 27 receptions for 335 yards and two touchdowns. He had touchdown receptions vs. Philadelphia (10/17) and Phoenix (11/28). McCaffrey's one start came against the Jets (10/31) when he replaced an injured Mike Sherrard in the lineup. His most productive game of the season was the NFC Divisional Playoff Game at San Francisco (1/15/94) when he caught five passes for 59 yards. **1992:** McCaffrey played in all 16 games with three starts and led the Giants in receiving with career-best numbers of 49 catches for 610 yards. He was also the team's fourth-leading scorer with five touchdowns. McCaffrey had back-to-back five-reception outings to begin the season vs. San Francisco (9/6) and Dallas (9/13). He received his first NFL start vs. Green Bay (11/8) and also started against Philadelphia (11/11) and Dallas (11/26). He had career highs in receptions (6), yards (105) and longest reception (44 yards) in the Thanksgiving Day clash with the Cowboys. **1991:** McCaffrey played in all 16 games as a third wide receiver and on special teams. He finished his rookie year with 16 catches for 146 yards. He had three receptions vs. the Rams (9/8) and also at Philadelphia (11/4). The best game of his rookie season came at Tampa Bay (11/24) when he caught four passes for 35 yards, including two on the Giants' game-winning drive in a 21-14 victory. He was a third-round pick of the Giants in 1991 (No. 83 overall).

COLLEGE: McCaffrey was a Kodak All-America choice following his senior season at Stanford (1990) and was selected to play in the East-West Shrine Game. An All-Pac-10 choice as a junior and senior, he finished his career with 146 receptions for 2,333 yards (16.0 average) and 14 touchdowns. During his senior season he pulled down 61 receptions for 917 yards (15.0) and eight touchdowns to earn second-team All-America honors from *The Sporting News*. The Cardinal pass-catchers that year compiled 2,763 yards receiving, the most for the school since 1985 (2,874). Ed received his bachelor's degree in economics from Stanford, as well as a master's degree in sociology, and plans to attend business or law school when he is finished playing pro football.

PERSONAL: Ed and his wife, Lisa, make their offseason home in Parker, Colo. They are the parents of three sons, Maxwell (5/17/94), Christian (6/7/96) and Dylan (3/25/99). McCaffrey made an appearance on the television show "Live with Regis and Kathy Lee" during the week following Denver's Super Bowl XXXII victory over Green Bay (1/25/98), and was a guest on The Tonight Show with Jay Leno in the days after the Broncos' Super Bowl XXXIII triumph over Atlanta. Several food products bearing his name were introduced in the state of Colorado in 1998: Ed McCaffrey's Rocky Mountain Mustard, in both Spicy Brown and Creamy Dijon, as well as horseradish and a cereal named Ed's End Zone O's. McCaffrey was an All-America football player, MVP in baseball



with a .540 batting average, and a 21.3-point per game scorer in basketball at Central Catholic High School in Allentown, Pa. His brother Billy was an All-America basketball guard at Vanderbilt after being a member of Duke's NCAA championship squad in 1991, and now plays professional basketball internationally. The athletic McCaffrey family also includes a sister, Monica, who played basketball at Georgetown, and another brother, Mike, who currently plays basketball at Husson College in Bangor, Maine. Edward McCaffrey was born August 17, 1968 in Waynesboro, Pa.

McCaffrey's Regular Season Record

Year	Club	G	S	No.	RECEIVING			TD	SCORING				2pt	Pts.
					Yds.	Avg.	LG		TD	TDr	TDp	TDrT		
1991	N.Y. Giants	16	0	16	146	9.1	26	0	0	0	0	0	0	0
1992	N.Y. Giants	16	3	49	610	12.4	44	5	5	0	5	0	0	30
1993	N.Y. Giants	16	1	27	335	12.4	31	2	2	0	2	0	0	12
1994	San Francisco	16	0	11	131	12.0	32	2	2	0	2	0	0	12
1995	Denver	16	4	39	477	12.2	35	2	2	0	2	0	1	14
1996	Denver	15	15	48	553	11.5	39	7	7	0	7	0	0	42
1997	Denver	15	15	45	590	13.1	35	8	8	0	8	0	0	48
1998	Denver	15	15	64	1,053	16.5	48	10	10	0	10	0	1	62
CAREER TOTAL		125	53	299	3,895	13.0	48	36	36	0	36	0	2	220

ADDITIONAL STATISTICS: McCaffrey had one rushing attempt for -1 yard vs. Jacksonville in 1995 (12/3).

McCaffrey's Postseason Statistics

Year	Club	G	S	No.	RECEIVING			TD	SCORING				2pt	Pts.
					Yds.	Avg.	LG		TD	TDr	TDp	TDrT		
1993	N.Y. Giants	2	0	5	59	11.8	14	0	0	0	0	0	0	0
1994	San Francisco	3	0	1	5	5.0	5	0	0	0	0	0	0	0
1996	Denver	1	1	5	54	10.8	15	1	1	0	1	0	0	6
1997	Denver	4	4	12	171	14.3	43	1	1	0	1	0	0	6
1998	Denver	3	3	11	190	17.3	47	0	0	0	0	0	0	0
CAREER TOTAL		13	8	34	479	14.1	47	2	2	0	2	0	0	12

McCaffrey's Single-Game Highs

(Postseason in parenthesis)

Most receptions - 9 vs. San Diego, 11/8/98 and at Oakland, 12/24/95 (5 vs. Atlanta, 1/31/99; at Pittsburgh, 1/11/98; vs. Jacksonville, 1/4/97 and at San Francisco, 1/15/94). **Most receiving yardage** - 133 vs. San Diego, 11/8/98 and at Cincinnati, 11/1/98 (72 vs. Atlanta, 1/31/99). **Longest reception** - 48 yards vs. Kansas City, 12/6/98 and vs. Philadelphia, 10/4/98 (47 vs. N.Y. Jets, 1/17/99). **Most receiving touchdowns** - 3 vs. Baltimore, 10/20/96 (1 at Pittsburgh, 1/11/98 and vs. Jacksonville, 1/4/97).



LEELAND McELROY RUNNING BACK

5-9 • 212 • 3RD YR. • TEXAS A&M

BORN: June 25, 1974 in Beaumont, Texas
HIGH SCHOOL: Central High School, Beaumont, Texas
RESIDES: Garland, Texas
ACQUIRED: Free Agent, 1999
PRO YEAR: 3rd • **YEAR WITH BRONCOS:** 1st
NFL GAMES PLAYED/STARTED: 30/14

33

Leeland McElroy is a talented runner and kick returner who is expected to vie for the Broncos' vacant kick return positions and for a spot as a backup to NFL MVP Terrell Davis in the backfield. McElroy has played in 30 NFL games (14 starts) and rushed for 729 yards on 224 carries and three touchdowns, and caught 12 passes for 73 yards and another score. He also returned 54 kicks for 1,148 yards (long of 92), all in 1996. McElroy signed with the Broncos as a free agent during the offseason after being out of football in 1998. He was originally selected by Arizona in the second round of the 1996 NFL Draft and played two seasons with the club.

1998: McElroy was released June 22 by the Cardinals and was out of football for the season.

1997: McElroy played in 14 games for the Cardinals and started eight, including the season's first six. He was inactive against Washington (12/7) and did not play at New Orleans (12/14). McElroy rushed for 424 yards on 135 carries (3.1 avg.) and two touchdowns on the season, with the scores coming at Cincinnati in the season opener (8/31) and in an upset win over Dallas the following week (9/7). He also caught seven passes for 32 yards. McElroy had double-digits in carries for the first five games of the season and produced a season-high in yards with 87 vs. Minnesota (10/5).

1996: McElroy played in all 16 games for Arizona (6 starts) and had 89 carries for 305 yards and one touchdown, as well as five receptions for 41 yards and a touchdown. He tallied 1,148 yards



on 54 kick returns, including a 92-yarder vs. the Jets (10/27). The 1,148 yards was the second-highest total in team history. In his first NFL start, McElroy rushed for 63 yards on 17 carries at Indianapolis (9/1). McElroy was a second round pick (No. 32 overall) by the Cardinals.

COLLEGE: McElroy played three years at Texas A&M, rushing for 1,122 yards in his final season (1995), before relinquishing his final year of eligibility to enter the NFL Draft. He holds the NCAA Div. I-A record for career kick-return average (36.63-yards per return), and scored four touchdowns via that method in his career. In his first collegiate start, McElroy set a school record with 359 all-purpose yards, rushing for 229 yards (three TDs), producing 49 receiving yards and 81 kick return yards in a 33-17 win over LSU. As a freshman in 1993, he led the nation with a 39.3 kick return avg., including touchdowns of 100, 93 and 88 yards, the latter two in the same game against Rice. He also rushed for 613 yards on 72 carries and scored seven touchdowns. McElroy was a business administration major at Texas A&M.

PERSONAL: McElroy was a prep All-American at Central High School in Beaumont, Texas, where rushed for 1,521 yards and 21 touchdowns as a senior. He is the brother of former Broncos offensive lineman Reggie McElroy (1995-96). Another brother, Lee, is Director of Athletics at Cal State-Sacramento. Leeland, the youngest of 13 children, was born June 25, 1974 in Beaumont. He and his wife, Vinita, and daughter, Logan Alyse (4/11/99), make their home in Garland, Texas.

McElroy's Regular Season Record

Year	Club	G	S	No.	RUSHING			TD	TDp	TDrT	RECEIVING			TD	TDp	TDrT	2pt	Pts.
					Yds.	Avg.	LG				No.	Yds.	Avg.	LG				
1996	Arizona	16	6	89	305	3.4	32	1	5	41	8.2	221	1	2	1	1	0	12
1997	Arizona	14	8	135	424	3.1	18	2	7	32	4.6	17	0	2	2	0	0	12
OUT OF FOOTBALL																		
CAREER TOTAL		30	14	224	729	3.2	32	3	12	73	6.1	221	1	4	3	1	0	24

ADDITIONAL STATISTICS: 1,148 kick return yards on 54 returns (21.3 avg.) with a long of 92 in 1996.

McElroy's Single-Game Highs

Most rushes - 18, twice (at Washington, 9/14/97 and vs. Washington, 12/15/96). **Most rushing yards** - 90 vs. Dallas, 12/8/96. **Longest rush** - 32 vs. Dallas, 12/8/96. **Most rushing TDs** - 1, three times (most recently vs. Dallas, 9/7/97). **Most receptions** - 3 vs. Dallas, 9/7/97. **Most receiving yards** - 28 at Philadelphia, 12/22/96. **Longest reception** - 22 at Philadelphia, 12/22/96. **Most receiving TDs** - 1 at Philadelphia, 12/22/96. **Most total yards** - 87 (87 rush, 0 rec) vs. Minnesota, 10/5/97. **Most total TDs** - 1, four times (most recently vs. Dallas, 9/7/97). **Most kick returns** - 7 twice (most recently at Minnesota, 12/1/96). **Most kick return yards** - 163 vs. Minnesota, 12/1/96. **Longest kick return** - 92 vs. N.Y. Jets, 10/27/96.



CHRIS MILLER QUARTERBACK

6-2 • 212 • 10TH YR. • OREGON

BORN: August 9, 1965 in Pomona, Calif.
HIGH SCHOOL: Sheldon High School, Eugene, Ore.
RESIDES: Eugene, Ore.
ACQUIRED: Free Agent, 1999
PRO YEAR: 10th • **YEAR WITH BRONCOS:** 1st
NFL GAMES PLAYED/STARTED: 95/89 • **POSTSEASON:** 2/2

12

Quarterback Chris Miller comes to the Broncos in 1999 after spending the past three years out of football due to medical advice following several head concussions. Miller is a proven veteran who seeks to add experience and depth to the Broncos' quarterback situation after the retirement of John Elway. He has played in 95 NFL games (89 starts) and thrown for 18,793 yards and 121 touchdowns, with a career quarterback rating of 74.8. His regular season record as a starting QB is 32-57. Miller entered the NFL in 1987 as Atlanta's No. 1 draft choice (No. 13 overall) and played seven seasons with the Falcons. He signed with the Rams as an unrestricted free agent in 1994 and played two seasons with the club. Miller has posted nine 300-yard passing games in his career: 3 in 1989, 2 in '90, 2 in '91, 1 in '92, 1 in '94 and 2 in '95).

1996-98: Miller was out of football due to medical advice following several head concussions. **1995:** Miller played for the Rams in their first year in St. Louis, starting the first 13 games of the season, throwing for 2,623 yards and 18 touchdowns with 15 interceptions. He also rushed for 67 yards on 22 carries. Miller was inactive for the Buffalo game (12/10) and was placed on injured reserve for the last two games of the season with a concussion. **1994:** Miller played in 13 games (10 starts) in his first year with the Rams (their last year in L.A.), and threw for 2,104 yards and 16 touchdowns, while rushing for 100 yards on 20 carries. He relieved Chris Chandler (concussion)

in the fourth quarter against the Broncos Nov. 6 and replaced Chandler in the second half the next week against the Raiders. Miller broke the 15,000-yard career passing mark in the fourth quarter of that game, and recorded the first 300-yard passing game of his Rams career, and his ninth overall, in the season-fine against Washington (12/24). Miller signed with the Rams as an unrestricted free agent. **1993:** Miller missed most of the season in his final year with the Falcons because of a knee injury. He played in three games and threw for 345 yards, one touchdown and three interceptions, while rushing for 11 yards on two carries. Miller did not play in the team's lone playoff contest. **1992:** Miller missed the last eight games of the season after suffering a knee injury against the Rams Nov. 1. Prior to the injury, Miller led the NFC in touchdowns and completions, and had the best TD-to-INT ratio in the league. He threw for 1,739 yards and 15 touchdowns on the year and rushed for 89 yards on 23 carries. Miller completed 30 of 48 passes for 351 yards and a career-high four touchdowns against Chicago (9/27), and threw for 366 yards against New Orleans (10/7). He also completed the longest pass of his career (89 yards to Michael Haynes for a score) against Washington (9/13). **1991:** Miller was named to the Pro Bowl after leading the Falcons to a postseason berth by throwing for 3,103 yards and a career-high 26 touchdowns, while also rushing for 229 yards on 32 carries. In the team's NFC Wild Card win over New Orleans (12/28) Miller completed 18 of 30 passes for 291 yards, three touchdowns and one interception, including a 61-yard game-winning scoring toss to Michael Haynes in the fourth quarter of a 27-20 victory. The next week at Washington (1/4/92), he completed 17 of 32 for 178 yards and four interceptions in a 24-7 loss. **1990:** Miller played in and started 12 games for the Falcons, throwing for 2,735 yards and 17 touchdowns, while also rushing for 99 yards on 26 carries. He threw for a career-high 366 yards against the Saints (10/7) and threw for 337 yards against the 49ers (9/22). **1989:** Miller played in and started 15 games for the Falcons, throwing for a career-high 3,459 yards and 16 touchdowns, while rushing for 20 yards on 10 carries. He led the NFL in interceptions avoidance percentage (1.9) and recorded three 300-yard games (vs. Rams, 10/8; vs. Washington, 12/17 and Detroit, 12/24). Against the Lions he posted career highs in completions (37) and attempts (66). He also kicked a 25-yard field goal that season. (11/12 at San Francisco). **1988:** Miller played in and started 13 games for the Falcons, throwing for 2,133 yards and 11 touchdowns, while also rushing for 138 yards on 31 carries. He had his first three-touchdown game that year against Philadelphia (10/30). **1987:** Miller played in three games, starting two for the Falcons in his rookie season. He missed all of training camp in a contract dispute and eventually signed Oct. 30. His first professional action came against the Rams Dec. 13, and his first start came at San Francisco Dec. 20. He threw for 552 yards and one touchdown on the year, and ran for 21 yards on four carries. He was the Falcons first-round pick (13th overall) in the 1987 draft.

COLLEGE: Miller broke 13 school records held by NFL greats Dan Fouts, Bob Berry and Norm Van Brocklin at the University of Oregon. As a senior, he set school marks for passing yards (2,503), completions (216) completion percentage (60.7) and total offense (2,549), and became the first Pac-10 quarterback to earn back-to-back first-team all-conference honors since Jim Plunkett at Stanford in 1969-70. Miller finished his career with 6,681 yards passing, 18 200-yard games, 42 touchdowns and seven rushing scores. Among his teammates at Oregon was former Broncos great Gary Zimmerman.

PERSONAL: Born Christopher James Miller in Pomona, Calif., (8/9/65), his family relocated to Eugene, Ore., in 1972, where Chris played at Sheldon High School. He led the Pirates to an 8-1 record as a senior and a trip to the AAA playoffs. Sheldon High School also produced former NFL tight end Todd Christensen. Miller made the finals of the national Punt, Pass and Kick competition at age eight. He was drafted by the Toronto Blue Jays in 1983 (June 6) and again by the Seattle Mariners in 1985 (Jan. 9). Miller played shortstop for Bellingham of the Northwest League in 1986, batting .556. He and his wife, Jennifer, reside in Eugene, Ore., with their two children, Dillon Christopher (7/9/94) and Jessie (7/15/95). Chris is also involved in real estate and owns a microbrewery in Eugene.

MILLER'S REGULAR SEASON RECORD

PASSING															
Year	Club	G	S	Att.	Comp.	Pct.	Yds.	TD	%	Int.	%	LG	Sack	Yds.	Rtg.
1987	Atlanta	3	2	92	39	42.4	552	1	1.1	9	9.7	57	5	37	26.4
1988	Atlanta	13	13	351	184	52.4	2,133	11	3.1	12	3.4	68t	24	207	67.3
1989	Atlanta	15	15	526	280	53.2	3,459	16	3.0	10	1.9	72t	41	318	76.1
1990	Atlanta	12	12	388	222	57.2	2,735	17	4.4	14	3.6	75t	26	167	78.7
1991	Atlanta	15	14	413	220	53.3	3,103	26	6.3	15	3.6	80t	9	64	80.6
1992	Atlanta	8	8	253	152	60.1	1,739	15	5.9	6	2.4	89t	16	103	90.7
1993	Atlanta	3	2	66	32	48.5	345	1	1.5	2	3.0	32t	8	62	50.4
1994	L.A. Rams	13	10	137	173	54.6	2,104	16	5.0	14	4.4	54	28	193	73.6

1995	St. Louis Rams	13	13	405	232	57.3	2,623	18	4.4	15	3.7	72	31	244	76.2
1996	OUT OF FOOTBALL														
1997	OUT OF FOOTBALL														
1998	OUT OF FOOTBALL														
CAREER TOTAL		95	89	2,811	1,534	54.6	18,793	121	4.3	101	3.6	89t	188	1,395	74.8

RUSHING							SCORING					
Year	Club	No.	Yds.	Avg.	LG	TD	TD	TDr	TDp	TDrt	2pt	Pts.
1987	Atlanta	4	21	5.3	11	0	0	0	0	0	0	0
1988	Atlanta	31	138	4.5	29	1	1	1	0	0	0	6
1989	Atlanta	10	20	2.0	7	0	0	0	0	0	0	0
1990	Atlanta	26	99	3.8	18	1	1	1	0	0	0	6
1991	Atlanta	32	229	7.2	20	0	0	0	0	0	0	0
1992	Atlanta	23	89	3.9	16	0	0	0	0	0	0	0
1993	Atlanta	2	11	5.5	6	0	0	0	0	0	0	0
1994	L.A. Rams	20	100	5.0	16	0	0	0	0	0	0	0
1995	St. Louis Rams	22	67	3.1	13	0	0	0	0	0	0	0
1996	OUT OF FOOTBALL											
1997	OUT OF FOOTBALL											
1998	OUT OF FOOTBALL											
CAREER TOTAL		170	774	4.6	29	2	2	2	0	0	0	15

ADDITIONAL STATISTICS: Kicked a 25-yard field goal in 1989.

MILLER'S POSTSEASON RECORD

PASSING															
Year	Club	G	S	Att.	Comp.	Pct.	Yds.	TD	%	Int.	%	LG	Sack	Yds.	Rtg.
1991	Atlanta	2	2	62	35	56.6	469	3	4.8	5	8.1	61t	9	64	63.2t
1993	Atlanta	DID NOT PLAY (KNEE)													
CAREER TOTAL		2	2	62	35	56.6	469	3	4.8	5	8.1	61t	9	64	63.2t

RUSHING										SCORING				
Year	Club	No.	Yds.	Avg.	LG	TD	TD	TDr	TDp	TDrt	2pt	Pts.		
1991	Atlanta	4	18	4.5	12	0	0	0	0	0	0	0		
1993	Atlanta	DID NOT PLAY (KNEE)												
CAREER TOTAL		4	18	4.5	12	0	0	0	0	0	0	0		

MILLER'S SINGLE-GAME HIGHS

(Postseason in parenthesis)

Most pass attempts - 66 vs. Detroit, 12/24/89 (32 at Washington, 1/4/92). **Most pass completions** - 37 vs. Detroit, 12/24/89 (18 at New Orleans, 12/28/91). **Most passing yards** - 366 vs. New Orleans, 10/7/90 (291 at New Orleans, 12/28/91). **Most TD passes** - 4 at Chicago, 9/27/92 (3 at New Orleans, 12/28/91). **Most interceptions** - 4 (six times) last at San Diego, 11/27/94 (4 at Washington, 1/4/92). **Longest pass completion** - 89 to Michael Haynes at Washington, 9/13/92 (61 to Michael Haynes at New Orleans, 12/28/91). **Best completion pct.** - 73.6 at Rams, 10/27/91 (60.0 at New Orleans, 12/28/91). **Most times sacked** - 6 at New Orleans, 10/29/89 (5 at New Orleans, 12/28/91). **Most rushes** - 7 vs. Jets, 9/6/92 (4 at New Orleans, 12/28/91). **Most rushing yards** - 49 at Detroit, 9/4/88 (18 at New Orleans, 12/28/91). **Longest run** - 29 at Detroit, 9/4/88 (12 at New Orleans, 12/28/91). **Most rushing TDs** - 1 (twice), last vs. New Orleans, 10/7/90.

Miller's 300-yard Passing Games: Oct. 8, 1989 at L.A. Rams (340); Dec. 17, 1989 vs. Washington (310); Dec. 24, 1989 vs. Detroit (334); Sept. 23, 1990 at San Francisco (337); Oct. 7, 1990 vs. New Orleans (366), Sept. 8, 1991 vs. Minnesota (300); Dec. 22, 1991 at Dallas (325); Sept. 27, 1992 at Chicago (351); Dec. 24, 1994 vs. Washington (304).

ADDITIONAL STATISTICS: 1988: Fumbled twice and recovered one fumble; 1989: Successful on 25-yard field goal attempt, fumbled 13 times and recovered five fumbles for minus three yards; 1990: Fumbled 11 times and recovered four fumbles for minus nine yards; 1991: Fumbled five times; 1992: Fumbled six times and recovered one fumble for minus one yard; 1993: Fumbled twice; 1994: Fumbled seven times and recovered three fumbles for minus five yards; 1995: Fumbled four times and recovered two fumbles for minus six yards.



JOHN MOBLEY LINEBACKER

6-1 • 236 • 4TH YR. • KUTZTOWN (PA.)

BORN: October 10, 1973 in Chester, Pa.
HIGH SCHOOL: Chichester High School, Chester, Pa.
RESIDES: Castle Rock, Colo.
ACQUIRED: Draft #1 (15th overall), 1996
PRO YEAR: 4th • YEAR WITH BRONCOS: 4th
NFL GAMES PLAYED/STARTED: 48/47 • **POSTSEASON:** 8/8

51

A cornerstone of the Broncos' defense, John Mobley continues to quietly emerge as one of the finest all-around linebackers in the National Football League. He has an incredible knack for finding the football and is a devastating hitter once he does. Now in his fourth NFL season, Mobley has started 47 of the 48 games in which he has played and posted 387 tackles (284 solo), including 6.5 sacks (-32), with 25 passes defended, five forced fumbles, two fumble recoveries and three interceptions (19 yds.). Mobley has scored one

NFL touchdown, on a 13-yard interception return in 1997 (vs. N.E., 10/6), and earned his first All-NFL honors that season with selections by the Associated Press, *The Sporting News*, *Pro Football Weekly*, *Football Digest* and *College & Pro Football Newsweekly*. Mobley has one AFC Defensive Player of the Week award on his résumé, winning the honor for Week Six of the '97 season. He was named to the NCAA Division II Football Team of the Quarter Century (1973-1997) in 1998, joining the likes of Pro Football Hall of Famer Walter Payton and All-Pro performers Brent Jones, John Randle, Darrell Green and Greg Lloyd. Mobley entered the NFL in 1996 as the Broncos' first-round draft choice (No. 15 overall) out of Kutztown.

1998: Mobley started at weakside linebacker in 15 of the 16 games and led the team for the second straight year with 132 tackles (105 solo), including one sack (-7), two forced fumbles, one fumble recovery, one interception and a career-best 13 passes defended, third-most on the team. The sack came at Oakland (9/20) in the fourth quarter. He has also recorded six tackles on special teams (high of 2 at Miami, 12/21 and vs. Phila., 10/4). Mobley recorded double-figure tackle totals in back-to-back games early in the season (11 vs. Dallas, 9/13; and 10 at Oakland, 9/20), and strung together three more later in the season (12 vs. S.D., 11/8; 10 at K.C., 11/16 and 12 vs. Oak., 11/22). Overall he posted no fewer than five tackles in every game of the season. Mobley strained his right hamstring in practice Sept. 24, but was able to start at Washington three days later. His only non-start came at Seattle (10/11) when the Seahawks opened the game in a three-wide receiver alignment. Mobley recorded seven tackles (5 solo) at Cincinnati (11/1), to go along with a forced fumble and a career-high four passes defended. He stepped up big and stripped Bengals RB Corey Dillon of the ball at the Broncos' 3-yd. line late in the 1st qtr., as Bill Romanowski fell on the fumble to squelch a potential Cincinnati scoring drive. Mobley posted a season-high 12 tackles the next week vs. San Diego (11/8), including 10 solo stops, and tied his season high vs. Oakland (11/22), including 9 solo stops. His third career interception came at San Diego (11/29), on an errant Craig Whelihan pass late in the first half. Mobley's fumble recovery came at the Giants (12/13) in the 4th qtr. after WR Ike Hilliard lost control of the football. He missed the preseason finale (at Tenn., 8/29) to rest a hyperextended left knee, injured vs. Green Bay (8/24). **Postseason:** Mobley started at weakside linebacker in all three games and tied for fourth on the team with 14 tackles (10 solo), including one sack (-6), as well as two passes defended and a fumble recovery. In the AFC Divisional Playoff Game vs. Miami (1/9) he made two solo tackles with one pass defended. He contributed nine tackles (7 solo) in the AFC Championship Game vs. the Jets (1/17), along with a pass defended and his one fumble recovery, which came after Bill Romanowski knocked the ball out of Keith Byars' hands at the Broncos' 13-yd. line. Mobley's first career post-season sack came in Super Bowl XXXIII vs. Atlanta, among three total tackles (1 solo). The sack of Chris Chandler came midway through the 3rd qtr. for a 6-yd. loss.

1997: Mobley — named first-team All-NFL by the Associated Press, *The Sporting News*, *Pro Football Weekly* and *Football Digest*; and second-team by *College & Pro Football Newsweekly* — started all 16 games at weakside linebacker and continued to blossom in his second NFL season, putting together a performance as outstanding as that of any other linebacker in the NFL. He led the team with 162 tackles (113 solo), including four sacks (-23), one interception which he returned for a touchdown (13 yds.), three forced fumbles, one fumble recovery and eight pass breakups, while also adding seven tackles on special teams. He posted double-figures in tackles a remarkable nine times in 16 games. In the regular season opener vs. Kansas City Mobley led the team with nine tackles (6 solo) in Denver's 19-3 victory. The game held extra significance for Mobley, as his father, Lee, watched him play in person for the first time since his sophomore year in high school (1990). Lee has been in a nursing home for seven years since suffering a stroke. The following week at Seattle (9/7) he made five tackles (3 solo) and one pass defended in Denver's 35-14 win. The next week vs. St. Louis (9/14) he recorded his first sack of the year (-4), among seven tackles (5 solo) he made on the day. In Week Three vs. Cincinnati (9/21) Mobley registered a career-high 15 tackles (11 solo) in an outstanding performance that included his second sack of the season (-3) and a pass breakup. On Monday Night Football vs. New England (10/6) he had the best all-around game of his young career, tying a personal best with 15 tackles (12 solo; career high), snaring his second career interception and returning it 13 yards for a touchdown for a 14-0 lead, causing a fumble, breaking up a pass and making a tackle on special teams in Denver's 34-13 victory. His efforts were recognized with AFC Defensive Player of the Week honors from the NFL. He wasted no time making an impact on the game, ending the Patriots game-opening drive at the Broncos' 28-yard line when he knocked the ball loose from Terry Glenn after a 19-yard reception, setting up the Broncos first touchdown. He then scored the second himself when he picked off a Drew Bledsoe pass and waltzed 13 yards into the end zone for his first pro-

fessional touchdown, igniting a fired-up Mile High Stadium crowd of 75,821. On Nov. 2 vs. Seattle he posted a team-high 13 tackles (11 solo), while also adding another on special teams in Denver's 30-27 victory. On Nov. 9 vs. Carolina he had another fine all-around day with seven tackles (3 solo), including a sack (-12), and the first fumble recovery of his career. His sack of Kerry Collins came in the first quarter, and early in the second quarter he pounced on a fumble caused by Allen Aldridge, halting a Panthers scoring threat at the Denver 10-yard line. The next Sunday at Kansas City (11/16) he posted his fifth double-figure tackle total of the season, recording 10, including a team-high eight solos in Denver's 24-22 loss. Against Oakland on Monday Night Football (11/24), Mobley had another outstanding performance in prime time, posting 10 tackles (8 solo), including his fourth sack of the year (-4), to go along with two pass breakups. He also forced a fumble by Napoleon Kaufman early in the third quarter after he chased down the speedy Kaufman from behind in the backfield, setting up a recovery by Mike Lodish at the Raiders 28. The Broncos responded with a field goal to up their lead to 24-3. The next Sunday at San Diego (11/30) he tied for the team-lead with nine tackles (6 solo), while adding a forced fumble and a pass breakup. He posted a team-high 12 tackles (5 solo) with one pass defended at Pittsburgh (12/7), and led the team again the following week at San Francisco on Monday Night Football (12/15) with 10 tackles (8 solo), while also adding one more on special teams. He closed out the regular season vs. San Diego (12/21) by posting a team-high 12 tackles (8 solo), while also adding one more on special teams. In the postseason Mobley started all four games at weakside linebacker and led the team with 24 tackles (21 solo), in addition to two passes defended and one special teams tackle. In the AFC Wild Card Playoff vs. Jacksonville (12/27) Mobley started at weakside linebacker and led the team with six tackles (4 solo). In Denver's 14-10 AFC Divisional Playoff at Kansas City (1/4/98), he led the team with seven solo tackles. In the AFC Championship Game at Pittsburgh (1/11) he posted five tackles (4 solo) with one pass defended, and also added one tackle on special teams in Denver's 24-21 victory. In Super Bowl XXXII vs. Green Bay (1/25) Mobley posted six solo tackles with one very huge pass defended in Denver's 31-24 victory. The pass breakup occurred on fourth-and-six from Denver's 31-yard line with 32 seconds remaining. Mobley stepped in front of Brett Favre's aerial that was intended for Mark Chmura and knocked it to the ground to seal Denver's first ever world championship. **1996:** Mobley turned in an outstanding rookie season, starting all 16 regular season games and the Broncos' one playoff contest at weakside linebacker. He was named to NFL All-Rookie teams selected by *Pro Football Weekly*, *Football News* and *College & Pro Football Newsweekly*, finishing fifth on the team with 93 tackles (67 solo) and 1.5 sacks (-2). Mobley also broke up four passes, intercepted another (at Minnesota, 11/24) and added four tackles on special teams. He registered a season-high 12 tackles (9 solo) at Cincinnati (9/29), including his first career sack as he dropped Bengals quarterback Jeff Blake. He also came up big at New England (11/17), leading the team with eight solo tackles to spearhead a defensive effort that limited the Patriots' rushing attack to 17 yards in a 34-8 win. At Green Bay (12/8), Mobley made seven tackles (3 solo), knocked down two passes and combined with Michael Dean Perry for the Broncos' only sack of Brett Favre. Mobley remained injury-free much of the season, missing significant time only during the San Diego game (10/6) when he strained a groin muscle in the first half. He started his first postseason game against Jacksonville (1/4/97) and came up with eight tackles (6 solo) and one pass defended. Mobley entered training camp second on the depth chart at weakside linebacker, but quickly cemented a starting position after producing a 14-tackle performance (12 solo) in the preseason opener at San Francisco (8/3). In that game, Mobley was all over the field in the second half and delivered a hit on Gino Torretta that knocked the 49ers' signal-caller out of the game. He finished the preseason with 19 tackles (16 solo), one interception and three pass break-ups.

COLLEGE: Mobley was a two-time Division II All-American (first-team 1995, second-team 1994), and was named Division II Player of the Year as a senior at Kutztown in 1995 by The Poor Man's Guide to the NFL Draft. He started all 41 games during his four-year career and made 387 tackles (198 solo), recovered eight fumbles, forced four, made eight interceptions with 22 pass deflections, registered 20 sacks (-169) and made 21 tackles-for-loss (-91). Offensively he carried the ball 12 times for 17 yards and five touchdowns, returned seven kickoffs for 226 yards (32.3) with a long of 69 yards, and returned 15 punts for 202 yards (13.5) with a long of 51 yards. In 1998 he was named to the NCAA Division II Football Team of the Quarter Century (1973-1997), joining the likes of Pro Football Hall of Famer Walter Payton and All-Pro performers Brent Jones, John Randle, Darrell Green and Greg Lloyd. Mobley was a telecommunications major.

PERSONAL: Mobley earned third-team all-state, second-team All-Suburban and first-team All-Delco honors at Chichester High school in Chester, Pa. He makes his home in Castle Rock, Colo.,

and has a daughter, Kameron Yvonne (10/17/97). John Ulysses Mobley was born October 10, 1973 in Chester, Pa.

MOBLEY'S REGULAR SEASON RECORD

Year	Club	G	S	UT	A	TT	S-Yds.	I-Yds.	PD	FF	FR	TD-Int.	TD-FR	S	Pts.
1996	Denver	16	16	67	26	93	1-5-2	1-8	4	0	0	0	0	0	0
1997	Denver	16	16	112	50	162	4-23	1-13t	8	3	1	1	0	0	6
1998	Denver	16	15	105	27	132	1-7	1-(-2)	13	2	1	0	0	0	0
CAREER TOTAL		48	47	284	103	387	6.5-32	3-19	25	5	2	1	0	0	6

ADDITIONAL STATISTICS: Returned an interception 13 yards for a touchdown vs. New England (10/6/97). Special teams tackles — 1996 (2), 1997 (7), 1998 (6), TOTAL (15).

MOBLEY'S POSTSEASON STATISTICS

Year	Club	G	S	UT	A	TT	S-Yds.	I-Yds.	PD	FF	FR	TD-Int.	TD-FR	S	Pts.
1996	Denver	1	1	6	2	8	0-0	0-0	1	0	0	0	0	0	0
1997	Denver	4	4	21	3	24	0-0	0-0	2	0	0	0	0	0	0
1998	Denver	3	3	10	4	14	1-6	0-0	2	0	1	0	0	0	0
CAREER TOTAL		8	8	37	9	46	1-6	0-0	5	0	1	0	0	0	0

ADDITIONAL STATISTICS: Special teams tackles — 1997 (1).



TOM NALEN

CENTER

6-3 • 286 • 6TH YR. • BOSTON COLLEGE

BORN: May 13, 1971 in Foxboro, Mass.
HIGH SCHOOL: Foxboro High School, Foxboro, Mass.
RESIDES: Wrentham, Mass.

ACQUIRED: Draft #7c (218th overall), 1994
PRO YEAR: 6th • **YEAR WITH BRONCOS:** 6th
NFL GAMES PLAYED/STARTED: 70/64 • **POSTSEASON:** 8/8

66

Tom Nalen solidified his place among the best centers in the National Football League in 1998, earning his second straight Pro Bowl berth and All-NFL honors from *USA Today*. He has been a consistent force and an anchor on a Broncos offensive line that has been at the forefront of Denver's run to back-to-back World Championships. In addition, the line helped pave the way for NFL MVP Terrell Davis, who rushed for 2,008 yards in 1998, the third-highest single-season total in league history. He has started 64 of the 70 games in which he has played — including 63 straight — and has started eight postseason contests. Nalen entered the NFL in 1994 as the Broncos' third choice in the seventh round (No. 218 overall) of the draft.

1998: Nalen — selected All-NFL by *USA Today* — started at center in all 16 games and was selected to play in the Pro Bowl for the second-straight season. He played an integral role on an outstanding offensive line that allowed just 25 sacks — the third-lowest total for a full season in franchise history, and the lowest since 1971 — while paving the way for the only the fourth 2,000-yard rusher in NFL history (Terrell Davis-2,008) and the league's second-ranked rushing attack at 154.3 yards per game. **Postseason:** Nalen started at center in all three games and helped pave the way for a rushing attack that averaged 183 yds.-per-game as Denver won Super Bowl XXXIII.

1997: Nalen started all 16 games at center and had a breakout season, being selected to his first Pro Bowl and earning second-team All-NFL honors from *College & Pro Football Newsweekly*. He provided not only youth, but also tremendous talent, to a veteran offensive line regarded among the league's best. He made his first career pass reception at Oakland (10/19), catching a John Elway pass for -1 yard after it was batted at the line of scrimmage by the Raiders' Chester McGlockton. The Broncos' offense set a team record by scoring 472 points in one season and led the NFL in total offense (367 yards per game) for the second straight year, leading the AFC for the third straight year. Nalen was part of a unit that powered Broncos running backs to 15 individual 100-yard performances over the 20-game regular and postseason slate. In the postseason Nalen started at center in all four games as part of an offensive line that dominated opponents and allowed Denver to control games with its rushing attack. The Broncos averaged 187 rushing yards per game in the postseason, and the offensive line was named NFL Offensive Player of the Week for Denver's Wild Card win over Jacksonville (12/27/97). Nalen, starting at center, playing an integral role in the offensive unit piling up club postseason records of 511 total yards and 42 points in Denver's 42-17 win over the Jaguars. The line played a key role in running back Terrell Davis earning MVP honors in the Super Bowl with 157 rushing yards and three rushing touchdowns. **1996:** Nalen started all 16 regular season games at center, playing a key role on a unit that cleared the

way for AFC rushing leader Terrell Davis (1,538 yards) and allowed just 31 sacks. He suffered a partial tear to his medial collateral ligament early in the Minnesota game (11/24) and was listed as questionable for the Seattle game (12/1) but did start. He also started Denver's lone playoff contest. The Broncos rushed for over 100 yards in a game on 10 occasions during the 1996 season, and topped the 200-yard mark on four of those occasions. Overall, the Broncos' offense was the most productive in football in 1996, averaging 361.9 yards per game. **1995:** Nalen started 15 of the Broncos' 16 games, missing only the Week Four matchup at San Diego (9/24) while recovering from arthroscopic surgery to repair a lateral meniscus tear in his left knee suffered in the Washington game (9/17). He underwent arthroscopic surgery at the Steadman-Hawkins Clinic in Vail, Colo., Sept. 18, and was expected to miss three to four weeks, but returned to his starting position at Seattle (10/1). Behind the blocking of Nalen and the rest of the offensive line, Denver was able to rush for over 100 yards in a game 11 out of 16 times during the 1995 season, and produce a 1,000-yard rusher in rookie Terrell Davis (1,117). **1994:** Nalen played in seven games for the Broncos, including a start at left guard in his first NFL appearance against the Rams (11/6). Nalen continued to make appearances on the offensive line over the remainder of the season. Nalen entered camp in July as a rookie draft choice out of Boston College, was waived just prior to the start of the regular season and then re-signed to the practice squad Sept. 6. He was signed to the active roster the week of the Rams game to start in place of an injured Jon Melander.

COLLEGE: Nalen was a three-year starter in his five seasons at Boston College, earning numerous honors that included third-team Associated Press All-America, second-team All-Big East, and first-team ECAC citations. He closed out his outstanding college career with appearances in the East-West Shrine and Senior Bowl games. In 1993 Nalen was an honorable mention All-American and All-Big East second-team pick by *The Poor Man's Guide to the NFL Draft*, starting all year and leading the way as the Eagles ranked fourth in the nation in total offense (506.4 yards per game). Nalen's blocking was a key factor in the Boston College upset win over Notre Dame in South Bend. Nalen started every game from 1991-93 after serving as the deep-snapper, backup center and then starting center for the last three games in 1990. He redshirted in '89.

PERSONAL: A native of Foxboro, Mass., Nalen lettered three times each in football and basketball and twice in track at Foxboro (Mass.) High School. He was All-Hockamack League and an all-state selection by the *Boston Globe*, *Boston Herald*, *Sun Chronicle* and *Patriot Ledger*, adding state Lineman of the Year honors as a senior. Tom led the team to a pair of Division III titles and played in the Shrine All-Star Game, serving as team captain in both football and basketball. An all-conference and team MVP in basketball, he was named to the Academic All-State team by the Massachusetts Basketball Coaches Association. Tom has his degree in accounting from Boston College and would like ultimately to become a certified public accountant. Tom likes golf, basketball and video games. He and his wife, Denise, have a daughter, Delaney, and a son, Kyle, and make their home in Wrentham, Mass. Thomas Andrew Nalen was born May 13, 1971 in Foxboro, Mass.

NALEN'S REGULAR SEASON RECORD

Year	Club	G	S
1994	Denver	7	1
1995	Denver	15	15
1996	Denver	16	16
1997	Denver	16	16
1998	Denver	16	16
CAREER TOTAL		70	64

NALEN'S POSTSEASON RECORD

Year	Club	G	S
1996	Denver	1	1
1997	Denver	4	4
1998	Denver	3	3
CAREER TOTAL		8	8

ADDITIONAL STATISTICS: Nalen caught a tipped pass from John Elway for a 1-yard loss in 1997 (at Oakland, 10/19/97).



MARCUS NASH

WIDE RECEIVER

6-3 • 195 • 2ND YR. • TENNESSEE

BORN: February 1, 1976 in Tulsa, Okla.
HIGH SCHOOL: Edmond Memorial High School, Tulsa, Okla.
RESIDES: Parker, Colo.
ACQUIRED: Draft #1 (30th overall), 1998
PRO YEAR: 2nd • **YEAR WITH BRONCOS:** 2nd
NFL GAMES PLAYED/STARTED: 8/0 • **POSTSEASON:** 3/0

82

Marcus Nash enters his second NFL season looking to build upon a rookie campaign that was largely a learning experience for the former No. 1 draft choice (No. 31 overall) out of Tennessee. Nash played in eight games and caught four passes for 76 yards (19.0) while enjoying the luxury of learning from veteran receivers Ed McCaffrey and Rod Smith. He will be looked upon to step up and seize the No. 3 receiver position and give the Broncos more productivity in that role.

1998: Nash played in eight games in his rookie season and caught four passes for 76 yards (19.0) with a long of 31. He saw his first NFL action vs. Dallas, (9/13), and then played again the following week at Oakland (9/20), before playing in six of the final eight games of the season. Nash was active but did not play at the Giants (12/13), and was declared inactive for the season's other seven games. Nash made his first NFL reception in a crucial situation in Week 3 at Oakland (9/20), hauling in a 30-yd. pass from John Elway on a 3rd-and-23 play midway through the second quarter. He caught a career-high two passes for 36 yds. on Monday Night Football at Kansas City (11/16), including the longest reception of his young career (31 yds.), as he saw increased playing time with Ed McCaffrey leaving the game early (hamstring). Nash added his fourth catch of the year (10 yds.) a week later vs. Oakland (11/22). **Postseason:** Nash saw action at wide receiver and on special teams in all three playoff games. The AFC Divisional Playoff Game vs. Miami (1/9) was his first career postseason contest.

COLLEGE: Nash was a three-year starter at Tennessee, and ranks second on the school's career receptions (177) and touchdowns (20) lists behind Joey Kent, and third in career receiving yards (2,447) behind Kent and Peerless Price. As a senior in 1997 Nash was an All-America choice by *The Poor Man's Guide to the NFL Draft* and an All-Southeastern Conference first-team selection, leading the team with school-record setting totals of 77 receptions for 1,170 yards (15.4) and 13 touchdowns. He started every game at flanker as a junior, finishing second on the team with 53 catches for 688 yards (13.0 avg.) and three touchdowns. Nash moved into the starting lineup in the fourth game of his sophomore season and finished the year with 43 receptions for 512 yards (11.9) and four touchdowns, after a freshman campaign in which he played in every game and caught five passes for 77 yards (15.4). Nash played in four bowl games: the Orange Bowl, Citrus Bowl (twice) and Gator Bowl. He was an architecture major at Tennessee.

PERSONAL: A *USA Today*, *Blue Chip Illustrated* and *Super Prep* All-America choice at Edmond Memorial High School in Tulsa, Okla., Nash also earned Gatorade Circle of Champions Oklahoma Player of the Year honors. He was an all-state, all-city and City Player of the Year selection, catching 81 passes for 1,121 yards and 10 touchdowns as a senior. His 132 catches for 1,971 yards are both school career records. Marcus DeLando Nash was born February 1, 1976 in Tulsa, Okla. He and his wife, Lorie — also a Tennessee graduate — make their home in Parker, Colo.

NASH'S REGULAR SEASON RECORD

Year	Club	RECEIVING					SCORING					2pt	Pts.
		G	S	No.	Yds.	Avg.	LG	TD	TD	TD	TD		
1998	Denver	8	0	4	76	19.0	31	0	0	0	0	0	0

NASH'S POSTSEASON STATISTICS

Year	Club	RECEIVING					SCORING					2pt	Pts.
		G	S	No.	Yds.	Avg.	LG	TD	TD	TD	TD		
1998	Denver	3	0	0	0	0.0	0	0	0	0	0	0	0

NASH'S SINGLE-GAME HIGHS

Most receptions — 2 at Kansas City, 11/16/98. **Most receiving yardage** — 36 at Kansas City, 11/16/98. **Longest reception** — 31 yards at Kansas City, 11/16/98. **Most receiving touchdowns** — None.



DAN NEIL

GUARD

6-2 • 281 • 3RD YR. • TEXAS

BORN: October 21, 1973 in Houston, Texas
HIGH SCHOOL: Cypress Creek High School, Cypress Creek, Tex.
RESIDES: Lone Tree, Colo.
ACQUIRED: Draft #3 (67th overall), 1997
PRO YEAR: 3rd • **YEAR WITH BRONCOS:** 3rd
NFL GAMES PLAYED/STARTED: 19/16 • **POSTSEASON:** 3/3

62

Dan Neil had a breakthrough year in just his second NFL season in 1998, starting all 16 regular season and all three postseason games for the Broncos at right guard as Denver won its second straight World Championship. He seized the starting role in preseason and never relinquished it, giving the heralded Denver offensive line a much-needed infusion of young talent. Neil and his linemates played a key role in paving the way for NFL MVP Terrell Davis, who posted the third-highest single-season rushing total in league history. A young player with strong work ethic and tenacious blocking skill, Neil figures to be a fixture along the Denver offensive line for years to come. He has played in 19 career games and started 16. Neil was selected by the Broncos in the third round (No. 67 overall) of the 1997 NFL Draft with a pick obtained in a trade with the New York Jets that allowed Denver to move up 21 places for the opportunity to select him.

1998: Neil started all 16 games at right guard. He made his first professional start in the season-opener vs. New England (9/7). Neil played an integral role on an outstanding offensive line that allowed just 25 sacks — the third-lowest total for a full season in franchise history, and the lowest since 1971 — while paving the way for only the fourth 2,000-yard rusher (Terrell Davis-2,008) in NFL history and the NFL's second-most productive rushing attack at 154.3 yards per game. **Postseason:** Neil started all three contests at right guard and helped pave the way for a rushing attack that averaged 183 yds.-per-game en route to the Broncos' second straight Super Bowl win. He made his first career postseason start in the AFC Divisional Playoff Game vs. Miami (1/9).

1997: Neil was declared inactive for 10 of the 16 games in his rookie season and played in three. He was active for the first time as a pro vs. Seattle (11/2), but did not play, and then saw his first NFL action vs. Oakland (11/24) on Monday Night Football. He played on special teams and as a reserve at guard in the fourth quarter. Neil was slowed at the start of the season by a groin injury that required surgery Aug. 27. His other game action came on special teams in both games against San Diego (11/30 and 12/21). In the postseason Neil was declared inactive for all four games. Neil was chosen by the Broncos in the third round with the 67th overall selection.

COLLEGE: One of the strongest players in school history at Texas, Neil was a consensus All-America and all-conference selection as both a junior and senior, and was a finalist for the Outland Trophy in 1996. He started every game for four years after redshirting as a freshman in '92, bringing his total to 48 straight, the school's longest streak at the time. Neil won the team Iron Man title every year he was at Texas, and in 1995 received the school's D. Harold Byrd Leadership Award. Neil was a sports management major at Texas, where he earned Athletic Director's Honor Roll accolades in 1993 and was very active in Longhorn Community Service efforts.

PERSONAL: Neil was a Parade All-America selection and earned Class 5A first-team all-state honors at Cypress Creek High School in Cypress Creek, Texas. He was rated as the state's best offensive line prospect by Max Emfinger's *Blue Chip Illustrated* and Tom Lemming's *Prep Football Report*, and one of the top line prospects in the nation by most recruiting lists. Neil was also twice named all-district and received honorable mention All-America consideration from *USA Today*. He married his high school sweetheart, Amylyn, after the 1996 Sugar Bowl on January 6, 1996. The couple has a daughter, Alexandra Lee (12/4/98), and makes its home in Lone Tree, Colo. Amylyn's uncle, Larry Cox, played defensive tackle for the Broncos from 1966-68. Daniel Neil was born October 21, 1973 in Houston, Texas.

NEIL'S REGULAR SEASON RECORD

Year	Club	G	S
1997	Denver	3	0
1998	Denver	16	16
CAREER TOTAL		19	16

NEIL'S POSTSEASON RECORD

Year	Club	G	S
1998	Denver	3	3



TITO PAUL CORNERBACK

6-0 • 195 • 5TH YR. • OHIO STATE

BORN: May 24, 1972 in Kissimmee, Fla.
HIGH SCHOOL: Osceola High School, Kissimmee, Fla.
RESIDES: Gilbert, Ariz.

ACQUIRED: Free Agent, 1998

PRO YEAR: 5th • **YEAR WITH BRONCOS:** 2nd

NFL GAMES PLAYED/STARTED: 61/12 • **POSTSEASON:** 3/0

28

Tito Paul is in his second season with the Broncos, looking to increase his contribution to Denver's defensive backfield. He was signed by the Broncos as a free agent during the offseason before the 1998 season and proved to be a capable backup and special teams player for a Denver squad that was victorious in Super Bowl XXXI. Paul, in his fifth NFL campaign, has played in 61 career games (12 starts) and made 108 total tackles (85 solo) and one interception with 13 passes defended and one fumble recovery. He entered the NFL in 1995 as a fifth-round draft choice (No. 167 overall) of the Arizona Cardinals.

1998: Paul saw action on special teams in all 16 games and posted 12 tackles, a forced fumble and a fumble recovery. The forced fumble came vs. Jacksonville (10/25), in a contest in which he posted a season-high two special teams stops, and his fumble recovery came vs. San Diego (11/8) just before halftime. He saw his first defensive action as a Bronco in the second half of the Jacksonville game, and then played on defense in each of the next seven games, finishing the year with five solo tackles and two passes defended. Paul, seeing action on defense and special teams vs. Oakland (11/22), left the game just before halftime with a deep bruise to his right thigh. He was back in action the following week at San Diego (11/29), posting a tackle on both defense and special teams. Paul recorded his first pass breakup vs. Kansas City (12/6), and his high-tackle game of the year (2 solo) came at the Giants (12/13). **Postseason:** Paul saw action on special teams in all three games and made three tackles. In the AFC Divisional Playoff Game vs. Miami (1/9) he made one tackle, and added two more in the AFC Championship Game vs. the Jets (1/17).

1997: Paul played in 15 games (five starts) — one with Arizona and other 14 with Cincinnati. He played in the season-opener for the Cardinals at Cincinnati (8/31), recording two tackles (1 solo) and one special teams stop. He was then waived Sept. 2 and signed by the Bengals one week later (9/9). With the Bengals Paul tallied 48 tackles (42 solo), six pass breakups, three special teams stops and recovered one fumble. His fumble recovery came at the end of the Bengals' 31-26 win over Jacksonville (11/23), and helped to secure the victory. He led the team with seven tackles (six solo) vs. San Diego (11/2) and also had two passes defended. He had a season-high nine tackles (8 solo) at the Giants (10/26) and added eight stops (7 solo) at Indianapolis (11/9). He was released by the Bengals April 20, 1998. **1996:** Paul played in every game for the Cardinals and made three starts, recording 31 tackles (18 solo) and four pass breakups, in addition to seven special teams stops. He posted seven tackles (3 solo) and a pass breakup at Philadelphia (12/22) and had a six-tackle, one-pass breakup effort in a victory over the Giants (11/17). **1995:** Paul played in 14 games (four starts) as a rookie with the Cardinals, recording 22 tackles (13 solo), one pass breakup and one interception, as well as four special teams tackles. The pickoff came vs. Seattle (10/29) in a 20-14 overtime victory. He made his first NFL start against the Broncos at Mile High Stadium (11/5), replacing an injured Brent Alexander, and made six tackles in a 38-6 loss. Paul was a fifth-round pick (167th overall) of the Cardinals in 1995 out of Ohio State.

COLLEGE: Paul played his college ball at Ohio State, where he earned a starting role as a senior in 1994 and responded with 56 tackles (four for loss), one sack and five pass breakups. He had 103 tackles, three blocked punts and recovered two others for scores in his career. Two of those blocks came in one game as a sophomore against Northwestern. He majored in economics.

PERSONAL: Paul was an all-state selection at Osceola High School in Kissimmee, Fla. His cousin, Markus, played football at Syracuse and in the NFL with Chicago and Tampa Bay. Paul was born May 24, 1972 in Kissimmee, Fla. He resides in Gilbert, Ariz.

PAUL'S REGULAR SEASON RECORD

Year	Club	G	S	UT	A	TT	S-Yds.	I-Yds.	PD	FF	FR	TD-Int.	TD-FR	S	Pts.
1995	Arizona	14	4	19	3	22	0-0	1-4	1	0	0	0	0	0	0
1996	Arizona	16	3	18	13	31	0-0	0-0	4	0	0	0	0	0	0
1997	Arizona	1	0	1	1	2	0-0	0-0	0	0	0	0	0	0	0
	Cincinnati	14	5	42	6	48	0-0	0-0	6	0	1	0	0	0	0
1998	Denver	16	0	5	0	5	0-0	0-0	2	0	0	0	0	0	0
CAREER TOTAL		61	12	85	23	108	0-0	1-4	13	0	1	0	0	0	0

ADDITIONAL STATISTICS: Special Teams Tackles — 1995 (4), 1996 (7), 1997 (4), 1998 (12), TOTAL (27).

PAUL'S POSTSEASON RECORD

Year	Club	G	S	UT	A	TT	S-Yds.	I-Yds.	PD	FF	FR	TD-Int.	TD-FR	S	Pts.
1998	Denver	3	0	0	0	0	0-0	0-0	0	0	0	0	0	0	0
CAREER TOTAL		3	0	0	0	0	0-0	0-0	0	0	0	0	0	0	0

ADDITIONAL STATISTICS: Special Teams Tackles — 1998 (3).



TREVOR PRYCE DEF. TACKLE

6-5 • 295 • 3RD YR. • CLEMSON

BORN: August 3, 1975 in Brooklyn, N.Y.
HIGH SCHOOL: Lake Howell High School, Casselberry, Fla.
RESIDES: Aurora, Colo.

ACQUIRED: Draft #1 (28th overall), 1997

PRO YEAR: 3rd • **YEAR WITH BRONCOS:** 3rd

NFL GAMES PLAYED/STARTED: 24/18 • **POSTSEASON:** 7/2

93

Trevor Pryce came into his own with a breakout season in 1998, and seeks to further bolster his position as one of the game's most promising young defensive stars now in his third season. As a first-year starter last year, Pryce led all Denver defensive linemen in tackles (59) and tied for the team lead in sacks (8.5), pairing with Keith Traylor to give the Broncos as imposing a pair of defensive tackles as any team in the NFL. The Broncos' 1997 first-round draft choice (No. 15 overall), Pryce has now played 24 games (18 starts) and made 87 tackles (68 solo), including 10.5 sacks (-66), as well as one interception and a blocked field goal. He has also played in seven postseason games (2 starts) and added six tackles (2 solo), including one sack.

1998: Pryce started at right defensive tackle in 15 of the 16 games and ranked seventh on the team — No. 1 among defensive linemen — with 59 tackles (48 solo), including a career-high 8.5 sacks (-56.5) to tie for the team lead and tie for 10th in the AFC. He played but did not start at Seattle (10/11) because the Seahawks opened the game in a three-wide receiver alignment. Pryce's first sack came in Week 3 at Oakland (9/20) on the Raiders' Jeff George (-7), and his second came two weeks later vs. Philadelphia (10/4) when he dropped Bobby Hoving for a 4-yd. loss. He posted his third (-7) a week later at Seattle (10/11) on John Friesz in the fourth quarter, and followed that with his first career two-sack game vs. Jacksonville (10/25), dropping Mark Brunell for 17 yds. in losses. He ran his sack total to six at Kansas City (11/16) on Monday Night Football, dropping Rich Gannon for a 10-yd. loss midway through the 4th qtr. on a 4th-and-9 play from the Broncos' 10-yd. line, and added his seventh the next week on Oakland's Donald Hollas (11/22). He combined with Maa Tanuvasa to sack Giants QB Kent Graham (-11) in the 2nd qtr. at New York (12/13) to raise his total to 7.5, and finished the year with a 4-yd. sack of Seattle's Jon Kitna in the season-finale (12/27). Pryce recorded his first career interception at Washington (9/27), picking off a Trent Green pass in Broncos territory to thwart a Redskins drive just before halftime. His first career blocked field goal came early in the second quarter of the season-opener vs. New England (9/7) when he penetrated the Patriots' line to thwart a 37-yd. attempt by Adam Vinatieri, making the recovery as well, to set up Denver for a drive that would result in a touchdown and a 17-0 lead. Pryce recorded a career-high eight tackles (6 solo) at Cincinnati. Preseason: Pryce started all four games at right defensive tackle and recorded eight tackles (5 solo), in his first preseason as a full-time starter. **Postseason:** Pryce saw action at defensive tackle in all three postseason games and started two, making four tackles (1 solo). In the AFC Divisional Playoff Game vs. Miami (1/9) he did not start as the Broncos opened the game in their nickel formation. He did see starter's playing time, however, and made two assisted tackles. He posted one solo tackle in the AFC Championship Game vs. the Jets (1/17) and added one assisted tackle in Super Bowl XXXIII vs. Atlanta (1/31), starting both contests, as Denver repeated as Super Bowl champions.

1997: Pryce played in the final eight games of the season and started three (at San Diego, 11/30; at Pittsburgh, 12/7 and vs. San Diego, 12/21) at right defensive tackle in place of Maa Tanuvasa (ankle). He was declared inactive for the first eight games. For the season he posted 28 tackles (20 solo), including two sacks (-9.5), as he notched a half a sack in each of his first two NFL appearances (Seattle, 11/2 and Carolina, 11/9), and his first solo vs. San Diego (12/21). He split the two sacks with Tyrone Braxton and Mike Lodish, respectively. Pryce saw his first professional action vs. Seattle (11/2) and responded with two tackles, including half a sack (-0.5). He made his first NFL start at San Diego (11/30) and performed well with three solo tackles. Pryce started his second straight contest at Pittsburgh (12/7). His high-tackle games on the season came vs.

Oakland (11/24) and at San Francisco (12/15), posting seven stops (5 solo) in each. In the post-season Pryce played in all four games as a reserve defensive tackle and recorded two tackles (1 solo), including a sack of Jacksonville quarterback Mark Brunell in the Wild Card game (12/27/97) and an assisted tackle at Pittsburgh (1/11) in the AFC Championship Game.

COLLEGE: Pryce played one season (1996) at defensive end for Clemson, starting all 11 games and earning first-team All-Atlantic Coast Conference honors, after transferring from Michigan where he played linebacker in 1993-94 (20 games/8 starts). He sat out the 1995 season due to NCAA transfer rules. Pryce finished his collegiate career with 118 tackles (72 solo), including 11.5 sacks (-105 yards) and 24 tackles for loss (-127), as well as 31 quarterback pressures, three forced fumbles, three fumble recoveries and two passes defended. He was a communications major.

PERSONAL: Pryce was a consensus All-American and the top-rated defensive line prospect in the country by *The Sporting News* at Lake Howell High School in Casselberry, Fla. He earned All-Central Florida, all-conference and all-district accolades, and also excelled in track, finishing second in the district finals in the 110-meter high hurdles (15.0). He was born Aug. 3, 1975 in Brooklyn, N.Y. Trevor is single and resides in Aurora, Colo.

PRYCE'S REGULAR SEASON RECORD

Year	Club	G	S	UT	A	TT	S-Yds.	I-Yds.	PD	FF	FR	TD-Int.	TD-FR	S	Pts.
1997	Denver	8	3	20	8	28	2-9.5	0-0	0	0	0	0	0	0	0
1998	Denver	16	15	48	11	59	8.5-56.5	1-1	0	0	0	0	0	0	0
CAREER TOTALS		24	18	68	19	87	10.5-66	1-1	0	0	0	0	0	0	0

ADDITIONAL STATISTICS: Blocked a 37-yard field-goal attempt, 1998 (Adam Vinatieri, vs. New England, 9/7/98)

PRYCE'S POSTSEASON RECORD

Year	Club	G	S	UT	A	TT	S-Yds.	I-Yds.	PD	FF	FR	TD-Int.	TD-FR	S	Pts.
1997	Denver	4	0	1	1	2	1-0	0-0	0	0	0	0	0	0	0
1998	Denver	3	2	1	3	4	0-0	0-0	0	0	0	0	0	0	0
CAREER TOTALS		7	2	2	4	6	1-0	0-0	0	0	0	0	0	0	0

CARL REEVES DEFENSIVE END

6-4 • 270 • 5TH YR. • NORTH CAROLINA STATE

BORN: December 17, 1971 in Durham, N.C.
HIGH SCHOOL: Northern Durham High School, Durham, N.C.
RESIDES: Knightdale, N.C.
ACQUIRED: Unrestricted Free Agent (Chicago), 1999
PRO YEAR: 5th • **YEAR WITH BRONCOS:** 1st
NFL GAMES PLAYED/STARTED: 31/10



Carl Reeves will vie for a backup role along the Broncos' talented defensive front in 1999, utilizing his big frame and tenacity. He is a veteran of four NFL seasons in Chicago, where he played in 31 games and started 10. He has 68 career tackles (31 solo), including 1.5 sacks, to go along with one forced fumble and a fumble recovery.

1998: Reeves played in 11 games for the Bears, posting 11 tackles (6 solo), including one sack.

1997: All of Reeves' 10 career starts came in 1997 when he replaced the injured Alonzo Spellman at right defensive end, and produced his best seasonal numbers, with 52 tackles (24 solo), 0.5 sacks and a fumble recovery. His fumble recovery at Miami (10/27) led to the game-winning field goal. He had a career-high eight stops (four solo) vs. Tampa Bay (11/23). **1996:** Reeves finished with five tackles in five games and also forced a fumble against Green Bay (10/6). His first NFL tackle came against Detroit (9/22). **1995:** Reeves suffered severe dehydration during training camp with the Bears and was placed on injured reserve Aug. 22. He was drafted by Chicago in the sixth round (No. 198 overall).

COLLEGE: Reeves played collegiately at North Carolina State, where he finished his career ranked second on the school's career sack list (22.5) and tops in tackles for loss (45), among 205 tackles in his 37-game career. He was named second-team All-Atlantic Coast Conference and team MVP as a senior, racking up 14 tackles for loss (fifth in ACC) and six sacks (sixth) among 77 total tackles, with nine QB pressures. Reeves was a business management major at N.C. State.

PERSONAL: A native of Durham, N.C., Reeves was an all-state defensive lineman at Northern Durham High School after registering 17 sacks and leading the team to a 12-1 mark as a senior. Carl Donmark Reeves was born Dec. 17, 1971 in Durham. He and his wife, Iris, have a daughter, Deja, and the family makes its home in Knightdale, N.C.

REEVES' REGULAR SEASON RECORD

Year	Club	G	S	UT	A	TT	S-Yds.	I-Yds.	PD	FF	FR	TD-Int.	TD-FR	S	Pts.
1995	Chicago														
1996	Chicago	5	0	1	4	5	0-0	0-0	0	0	1	0	0	0	0
1997	Chicago	15	10	24	28	52	0.5-1.5	0-0	0	1	0	0	0	0	0
1998	Chicago	11	0	6	5	11	1-1	0-0	0	0	0	0	0	0	0
CAREER TOTAL		31	10	31	37	68	1.5-2.5	0-0	0	1	1	0	0	0	0



BILL ROMANOWSKI LINEBACKER

6-4 • 245 • 12TH YR. • BOSTON COLLEGE

BORN: April 2, 1966 in Vernon, Conn.
HIGH SCHOOL: Rockville High School, Vernon, Conn.
RESIDES: Littleton, Colo.
ACQUIRED: Unrestricted Free Agent (Philadelphia), 1996
PRO YEAR: 12th • **YEAR WITH BRONCOS:** 4th
NFL GAMES PLAYED/STARTED: 176/155 • **POSTSEASON:** 22/16

53

Bill Romanowski seems to get better with age, as he continues to play at the top of his game in his 12th NFL season. His stellar play in 1998 was a key ingredient in Denver winning its second straight World Championship, which marked the second time Romanowski had accomplished a repeat in his career. He was a member of San Francisco's victorious Super Bowl XXIII and XXIV teams, giving him four Super Bowl rings in his career. Romanowski is one of just three players to win back-to-back Super Bowls with two different organizations, joining Marv Fleming (Green Bay, SBI and SBII; Miami, SBVII and SBVIII) and Charles Haley (San Francisco, SBXXIII and SBXXIV; Dallas, SBXXVII and SBXXVIII), and one of just 20 to win back-to-back twice in their careers. Romanowski also holds the distinction of being one of only 30 players to win a Super Bowl ring with two different teams (also San Francisco, 1988-89), and is one of just 13 to win one in each conference. Romanowski is also one of the most durable athletes in the sport, having never missed a game due to injury during his 11 seasons in the league (176 games), which includes 64 consecutive starts (155 overall). He has compiled 1,009 tackles (746 solo), including 23 sacks (-159.5), with 12 interceptions (63 yds.), 51 passes defended, 13 forced fumbles and 15 fumble recoveries. He has played in 22 postseason games and started 16, including four Super Bowls (all victories) and seven conference championship games, among nine total playoff appearances. (6 NFC/3 AFC). His postseason numbers include 100 tackles (83 solo), including two sacks (-15), with two interceptions and seven passes defended. Romanowski was voted to his first Pro Bowl in 1996, and duplicated that feat in 1998. The consummate winner, Romanowski's teams have won 73% of their regular season games in his 11-year career, posting a record of 128-48 (72-24, 75%, with San Francisco; 17-15, 53%, with Philadelphia; and 39-9, 81% with Denver). In the postseason, his teams have won 77% of their games, with a 17-5 record (9-3, 75% with San Francisco; 1-1, 50% with Philadelphia; and 7-1, 88% with Denver). Romanowski was chosen in the third round (80th overall) of the 1988 draft by San Francisco, following an outstanding career at Boston College.

1998: Romanowski — selected to play in the Pro Bowl for the second time in his 11-year career — started at strongside linebacker in all 16 games and was outstanding, ranking third on the team with 95 tackles (71 solo), including a career-best 7.5 sacks (-56.5), as well as two interceptions, nine passes defended, three forced fumbles and three fumble recoveries. He had a fine outing in Week 1 vs. New England (9/7) with a season-high 12 tackles (9 solo), including a career-high two sacks (-22), as well as a forced fumble. His first sack came midway through the first quarter with the Patriots operating from their own 10-yard line, and the second came on the opening play of the fourth quarter. Romanowski followed that with a brilliant all-around performance at Oakland (9/20), which included his first interception of the season (and first since last year's game at Oakland, 10/19/97), as well as his third sack, which came on a 1st-and-goal play from the Broncos' 10-yd. line, disrupting a drive that eventually ended in a Raiders field goal. Romanowski's fourth sack came in Week Four at Washington (9/27), dropping Trent Green for a 2-yd. loss. He missed the second half vs. Philadelphia (10/4) because of a groin strain initially suffered a week earlier at Washington, and finished with just one assisted tackle. He reached 5.5 sacks for the year with 1.5 (-11.5) against Jacksonville QB Mark Brunell (10/25) in Week 8. The next week at Cincinnati (11/1), Romanowski pounced on a Corey Dillon fumble (forced by John Mobley) at the Broncos' 3-yd. line to squelch a potential Bengals' scoring drive. A week later vs. San Diego (11/8) Romanowski again played a role in an opponent turnover near the goal line, this time forcing a

Executive Offices

13655 Broncos Parkway • Englewood, Colorado 80112
Telephone: (303) 649-9000 • FAX: (303) 649-9354 • PR FAX: (303) 649-0562

Media Relations

Jim Saccomano, Senior Director of Media Relations: (303) 649-0572 • saccomanoj@broncos.nfl.com
Paul Kirk, Media Relations Coordinator: (303) 649-0503 • kirkp@broncos.nfl.com
Richard Stewart, Media Relations/Community Affairs Coordinator: (303) 649-0512 • stewartr@broncos.nfl.com
Rebecca Villanueva, Administrative Assistant: (303) 649-0598 • villanuevar@broncos.nfl.com
Internet: www.denverbroncos.com

Ticket Office

Denver Mile High Stadium
1900 Eliot Street
Denver, CO 80204
(303) 433-7466
FAX: (303) 433-3414

Training Camp

Lawrenson Hall
University of Northern Colorado
Greeley, CO 80639
(970) 351-1007
FAX: (970) 351-4060

National Football League

280 Park Avenue
New York, NY 10017
(212) 450-2000
FAX: (212) 281-7573
Internet: www.nfl.com

1999 DENVER BRONCOS SCHEDULE

(all times local at site)

PRESEASON

Wk.	Day	Date	Opponent	Site	Time	TV
	Sun.	Aug. 8	vs. San Diego	at Sydney, Australia	11:00 a.m. ADT	FOX
				Stadium Australia, (game televised in U.S.A. at 7 p.m. MDT, Sat., Aug. 7)		
1	Sat.	Aug. 14	Arizona	Mile High Stadium	7:00 p.m. MDT	KUSA
2	Mon.	Aug. 23	vs. Green Bay	at Madison, Wisc.	7:00 p.m. CDT	ABC
3	Sun.	Aug. 29	at Dallas	Texas Stadium	7:00 p.m. CDT	FOX
4	Fri.	Sept. 3	San Francisco	Mile High Stadium	7:00 p.m. MDT	KUSA

REGULAR SEASON

Wk.	Day	Date	Opponent	Site	Time	TV
1	Mon.	Sept. 13	Miami	Mile High Stadium	7:00 p.m. MDT	ABC
2	Sun.	Sept. 19	at Kansas City	Arrowhead Stadium	3:15 p.m. CDT	CBS
3	Sun.	Sept. 26	at Tampa Bay	Raymond James Stadium	1:00 p.m. EDT	CBS
4	Sun.	Oct. 3	New York Jets	Mile High Stadium	2:15 p.m. MDT	CBS
5	Sun.	Oct. 10	at Oakland	Oakland-Alameda Coliseum	1:15 p.m. PDT	CBS
6	Sun.	Oct. 17	Green Bay	Mile High Stadium	2:15 p.m. MDT	FOX
7	Sun.	Oct. 24	at New England	Foxboro Stadium	1:00 p.m. EDT	CBS
8	Sun.	Oct. 31	Minnesota	Mile High Stadium	2:15 p.m. MST	FOX
9	Sun.	Nov. 7	at San Diego	Qualcomm Stadium	1:15 p.m. PST	CBS
10	Sun.	Nov. 14	at Seattle	Kingdome	5:20 p.m. PST	ESPN
11	Mon.	Nov. 22	Oakland	Mile High Stadium	7:00 p.m. MST	ABC
12				BYE WEEK		
13	Sun.	Dec. 5	Kansas City	Mile High Stadium	2:15 p.m. MST	CBS
14	Mon.	Dec. 13	at Jacksonville	ALLTEL Stadium	9:00 p.m. EST	ABC
15	Sun.	Dec. 19	Seattle	Mile High Stadium	2:15 p.m. MST	CBS
16	Sat.	Dec. 25	at Detroit	Pontiac Silverdome	4:15 p.m. EST	CBS
17	Sun.	Jan. 2	San Diego	Mile High Stadium	2:15 p.m. MST	CBS

ON THE COVER

Running back Terrell Davis was named the National Football League's Most Valuable Player in 1998, as he rushed for 2,008 yards to post the third-highest single-season rushing total in league history. Already the Broncos' career rushing leader with 6,413 yards in just four seasons, Davis continues to establish himself as one of the league's elite players, having helped lead Denver to back-to-back Super Bowl wins. Representing that accomplishment on the cover are the images of two Vince Lombardi trophies, embossed and inset in the lower right corner. Davis photo by Ryan McKee, Rich Clarkson & Associates, Denver, Colo. Lombardi Trophy photos by Michael Burr, NFL Photos.

DENVER BRONCOS
1999
MEDIA GUIDE

INDEX

Alumni Council	499	Outstanding Individual Performances	467
Attendance Marks	411	Records — Postseason	
Biographies:		Broncos Individual	457
Pat Bowlen	6	Broncos Team	462
Mike Shanahan	10	Results:	
Neal Dahlen	16	1998 Season	212
Joe Ellis	41	All-Time Game-by-Game	285
John Beake	42	Artificial Turf Record	553
Assistant Coaches	17	Miscellaneous Record Breakdowns	305
Draft Choices	193	Overtime Games	304
Player Personnel	34	Television Games	304
Ring of Fame Members	482	Year-by-Year Final Record	352
Rookie & First-Year Free Agents	205	Retired Numbers	480
Veteran Players	56	Ring of Fame Member Profiles	482
Biographies Index	4	Rosters:	
Broncos Name Origin	112	All-Time Broncos (Alphabetical)	514
Cheerleaders	547	All-Time Broncos (Numerical)	527
Coaching Records, Year-by-Year	409	All-Time Coaches	410
Cold Weather Games	553	1999 Breakdown by Position	279
Community Relations	542	1999 Rookie and First-Year	282
Directory	2	1999 Veterans	280
Draft Choices, 1960-99	500	Schedules:	
Free Agents Signed/Lost, 1989-99	505	Broncos 1999	IFC
Hall of Fame Broncos	513	1999 Opponent Capsules	561
Highlight Film Information	569	NFL Regular Season	570
Historical Highlights	534	NFL Postseason	573
Honors and Awards, All-Time Individual	474	NFL Preseason	572
Honors and Awards, 1998	231	NFL Interconference games	573
How the Broncos Are Being Built	283	Series Scores vs. Opponents	301
Last Time	227	Service with Broncos	418
Mascot	548	Stadium Information	549
Media Information	568	Staff Photos	44
Medical Glossary	554	Starting Lineups, 1960-98	347
Monday Night Games	304	Starters, 1998 Game-by-Game	224
Most Valuable Player Awards		Statistics:	
(Broncos team)	479	1998 Individual Game-by-Game	232
National Football League		1998 Team Game-by-Game	222
1998 Standings	551	1998 Game Summaries/Stats	240
Personnel Directory	566	1998 Regular Season Individual and Team	212
Player Personnel Dates	560	1998 Postseason Individual and Team	215
Public Relations Directors	567	1998 Preseason Individual and Team	217
Super Bowl/Conf. Championship Scores	552	1998 Participation	225
New Stadium	576	1998 Single-Game Highs	219
Paul D. Bowlen Memorial		Leaders Year by Year	416
Broncos Centre	5	Team Offense and Defense Year-by-Year	414
Playing Field Plan	558	Year-by-Year Final Statistics	308
Postseason Game Summaries	354	Super Bowl Future Sites	553
Pro Bowl Broncos	478	Television Games, 1999	574
Pronunciation Guide	279	Ticket Sales, 1960-99	411
Radio Network	550	Trades, All-Time	506
Records — Regular Season		Training Camp Sites, 1960-99	553
Broncos Individual	419	Transactions, 1998-99	510
Broncos Team	434	Vince Lombardi Trophy	210
Opponent Individual	449	What to Look For in 1998	53
Opponent Team	452	Winning Tradition	50

CREDITS

The 1999 Denver Broncos media guide has been produced to assist members of the media in their coverage of the Broncos. The guide was produced by the club's media relations department, Jim Saccomano, Senior Director. Information contained herein was compiled by the current and previous media relations staffs. ©1999 Denver Broncos Football Club. Layout, design and editing by media relations coordinator Paul Kirk using QuarkXPress™ desktop publishing applications on a Macintosh computer system, with editorial assistance from Saccomano, media relations/community affairs coordinator Richard Stewart and marketing services manager Steve Harbula. Additional thanks to media relations administrative assistant Rebecca Villanueva, as well as Joe Cronin and John Turney for their extensive statistical research. Printing by A.B. Hirschfeld Press, Denver, Colo. Photography and scans by Rich Clarkson & Associates. Photographers: Eric Bakke, David Gonzales and Ryan McKee. Additional headshot credit to Wayne Paulo/Photo-Stock. Please see pages 568-69 for complete media services information.



BRONCOS DIRECTORY

Business Address 13655 Broncos Parkway, Englewood, CO 80112
 Telephone (303) 649-9000
 Ticket Office (303) 433-7466
 Internet Address www.denverbroncos.com
 Home Stadium Mile High Stadium (76,098)
 Colors Orange and Bronco Navy Blue
 Conference American Football Conference (Western Division)

OWNERSHIP

Pat Bowlen President and Chief Executive Officer
 Yolanda Saltus Senior Executive to President and CEO

BOARD OF DIRECTORS

Pat Bowlen Chairman of the Board
 Bill Bowlen Board Member
 John Bowlen Board Member
 Bill Britton Board Member
 Tim Guard Board Member
 Jeff Harman Board Member
 Fred Hemmings Board Member
 John Jagger Board Member

VICE PRESIDENT OF BUSINESS OPERATIONS

Joe Ellis Vice President of Business Operations
 Lisa Williams Executive Assistant to Vice President of Business Operations

VICE PRESIDENT OF ADMINISTRATION

John Beake Vice President of Administration
 Kristi Nichols Executive Assistant to Vice President of Administration

BOWLEN SPORTS, INC.

Jim Schafer Assistant to the President
 Veronica Ibarra Executive Assistant

HEAD COACH

Mike Shanahan Head Coach / Vice President of Football Operations

GENERAL MANAGER

Neal Dahlen General Manager

COACHING STAFF

Frank Bush Linebackers
 Barney Chavous Assistant Offensive Line / Assistant Strength and Conditioning
 Rick Dennison Special Teams
 Ed Donatelli Defensive Backs
 George Dyer Defensive Line
 Alex Gibbs Assistant Head Coach / Offensive Line
 Mike Heimerdinger Wide Receivers
 Gary Kubiak Offensive Coordinator / Quarterbacks
 Pat McPherson Offensive Assistant
 Brian Pariani Tight Ends
 Ricky Porter Assistant Strength and Conditioning
 Greg Robinson Defensive Coordinator
 Greg Saporita Assistant Strength and Conditioning
 Rick Smith Defensive Assistant
 John Teerlinck Pass Rush Specialist
 Terry Turney Defensive Assistant
 Bobby Turner Running Backs
 Rich Tuten Strength and Conditioning

Cindi Lowe Secretary to Head Coach
 Dixie Greer Assistant Coaches Secretary / Video Department

PLAYER PERSONNEL

Jack Elway Director of Pro Scouting
 Ted Sundquist Director of College Scouting
 Jerry Frei College Scouting Consultant
 Dave Blando Director of Salary Cap and Football Finance Administration
 Bob Beers College Scout
 Scott DiStefano College Scout
 Jim Goodman College Scout
 Cornell Green College Scout
 Greg Miller College Scout
 Dan Rambo College Scout
 Dale Strahm College Scout



PLAYER PERSONNEL, cont.

Chris Trulove Pro Personnel Assistant
 Mike Bluem College Scouting Assistant
 Jill Fishman Player Personnel Assistant
 Pam Hynes Player Personnel Assistant

ATHLETIC TRAINING

Steve Antonopoulos Head Athletic Trainer
 Jim Keller Assistant Trainer
 Corey Oshikoya Assistant Trainer
 Dr. Richard Hawkins Team Physician
 Dr. Arthur Ziporin Team Physician

EQUIPMENT

Doug West Equipment Manager
 Ronnie Bill Assistant Equipment Manager
 Chris Valenti Assistant Equipment Manager

VIDEO

Kent Erickson Director of Video Operations
 Gary McCune Assistant Video Director
 Kirt Horuchi Video Assistant

FINANCE

Allen Fears Chief Financial Officer
 Jo Bidwell Controller
 Patt Fox Accounting Manager
 Beverly J. Havens Accounts Payable
 Sheila Thomas Human Resources Manager
 Sherry Zoltay Insurance Administrator / Executive Assistant to Chief Financial Officer

MEDIA RELATIONS

Jim Saccomano Senior Director of Media Relations
 Paul Kirk Media Relations Coordinator
 Richard Stewart Media Relations / Community Affairs Coordinator
 Rebecca Villanueva Administrative Assistant

MARKETING

Greg Carney Senior Director of Marketing
 Michael Young Director of Corporate Relations
 Pamela Krotchko Manager, Denver Broncos Charities Fund
 Steve Harbula Marketing Services Manager
 Brady Kellogg Client Services Coordinator
 Niambi Nicholes Marketing Assistant
 Becca Maynard Events Coordinator
 Teresa Schroeder Director of Cheerleaders
 Shelly True Assistant Director, Cheerleaders
 Shawna Arnold Director of Junior Cheerleaders

COMMUNITY RELATIONS

Billy Thompson Director of Player Relations/Alumni Coordinator
 Fred Fleming Director of Special Services
 Steve Sewell Community Relations Youth Coordinator
 Lee Carpenter Community Relations Assistant

INFORMATION SYSTEMS

Rick Schoenhals Manager of Information Systems
 Gary Kalika Network Manager
 Dave Daubers Operator / Programmer for Information Systems

OPERATIONS

Bill Harpole Senior Director of Operations
 Ross Kurcab Turf Manager
 Wes Conway Assistant Turf Manager
 Troy Smith Assistant Turf Manager
 Chip Conway Operations Assistant
 Meredith Zier Operations Assistant
 Dave Bratten Facilities Assistant
 Maeve Drake Receptionist
 Sue Kissel Manager/Broncos Store

STADIUM OPERATIONS

Gail Stuckey Director of Stadium Operations
 John Karpan Operations Assistant

TICKET OPERATIONS

Rick Nichols Senior Director of Ticket Operations / Business Development
 Kirk Dyer Assistant Ticket Manager
 Patti Barban Senior Ticket Assistant
 Carol Gibbons Ticket Assistant
 Rick Pearl Ticket Assistant
 Derek Thomas Ticket Assistant
 Sue Vaughn Gift Shop Assistant



INDEX TO BIOGRAPHIES

Alexander, Curtis	205	Lodish, Mike	128
Baker, Jeff	205	Loville, Derek	130
Banks, Chris	56	Lynn, Anthony	133
Beake, John	42	Maumau, Viliami	207
Beers, Bob	36	McCaffrey, Ed	134
Berti, Tony	56	McElroy, Leeland	138
Blando, Dave	36	McGriff, Travis	198
Bowens, David	200	McPherson, Pat	25
Bowlen, Pat	6	Miller, Billy	203
Braxton, Tyrone	57	Miller, Chris	139
Brister, Bubby	61	Miller, Greg	38
Brohm, Jeff	67	Mobley, John	141
Brown, Cyron	68	Moore, Jason	208
Brown, Darwin	201	Nalen, Tom	144
Brown, Eric	68	Nash, Marcus	146
Bush, Frank	17	Neil, Dan	147
Cadrez, Glenn	69	Noel, Tori	208
Carswell, Dwayne	71	Pariani, Brian	25
Carter, Dale	73	Paul, Tito	148
Chamberlain, Byron	75	Plummer, Chad	202
Chavous, Barney	18	Porter, Ricky	26
Christopherson, Ryan	77	Pryce, Trevor	149
Clark, Desmond	201	Rambo, Dan	39
Clements, Chuck	78	Reagor, Montae	195
Coghill, George	78	Reeves, Carl	150
Coleman, Herb	205	Robinson, Greg	27
Cooper, Andre	206	Romanowski, Bill	151
Crockett, Ray	80	Rouen, Tom	154
Crosland, Ben	206	Russ, Steve	156
Dahlen, Neal	16	Saporta, Greg	29
Davis, Terrell	83	Schlereth, Mark	157
Dennison, Rick	18	Shanahan, Mike	10
Diaz-Infante, David	105	Sharpe, Shannon	160
DiStefano, Scott	37	Shiver, Clay	172
Doering, Chris	106	Smith, Detron	172
Donatell, Ed	19	Smith, Neil	174
Dumas, Troy	107	Smith, Rick	29
Dyer, George	20	Smith, Rod	178
Elam, Jason	107	Strahm, Dale	39
Ellis, Joe	41	Sundquist, Ted	34
Elway, Jack	34	Suttle, Jason	208
Finn, Dan	206	Swift, Justin	204
Frei, Jerry	35	Tanuvasa, Maa	183
Friedman, Lennie	196	Teague, Trey	185
Gary, Olandis	199	Teerlinck, John	30
Gibbs, Alex	21	Thomas, Dave	209
Gizzi, Chris	207	Thomas, Marvin	209
Goodman, Jim	37	Traylor, Keith	185
Green, Cornell	38	Trout, Brad	209
Griese, Brian	114	Turney, Terry	31
Griffith, Howard	115	Turner, Bobby	31
Hasselbach, Harald	118	Turner, Shawn	210
Heimerdinger, Mike	22	Tuten, Melvin	187
James, Tory	119	Tuten, Rich	33
Johnson, Darrius	121	Ulmer, Artie	188
Johnson, Taj	207	Ward, Ronnie	188
Jones, K.C.	123	Watson, Chris	197
Jones, Tony	123	Wayne, Nate	189
Kohn, Tim	126	Williams, Alfred	190
Kubiak, Gary	23	Wilson, Al	194
Lepis, Matt	127		



THE PAUL D. BOWLEN MEMORIAL BRONCOS CENTRE

On March 5, 1990 the Denver Broncos moved into the Paul D. Bowlen Memorial Broncos Centre, the state-of-the-art headquarters for the National Football League team. The complex is named for the Broncos owner's late father, and is the culmination of Pat Bowlen's desire to maximize a positive working environment for his team, which has won back-to-back World Championships with victories in Super Bowls XXXII and XXXIII. The Broncos were the only American Football Conference club to appear in the three Super Bowls during the 1980s.

The training facility is situated on 13.5 acres in the rapidly expanding Dove Valley Business Park in south Arapahoe County. It includes an administrative building, two full-size practice fields and a smaller workout field.

The Bowlen Broncos Centre is a two-story building totaling 60,000 square feet, well over twice the size of the team's previous facility. The ground floor houses the main entry, visitors area and trophy display area, and media room, in addition to the play-related facilities, which encompass the locker room, meeting rooms, training area, weight room, equipment room, and video department.

It is on the second level, which is accessible through two stairways adjacent to the lobby area, that most of the administrative offices are located. These include the offices for Pat Bowlen, Mike Shanahan, Neal Dahlen, Joe Ellis and John Beake, as well as those of all assistant coaches and football operations personnel. The second floor is divided into one wing for administrative offices and another for coaches and meeting rooms. The Broncos' extensive computer operation also is located on the second floor.

There is ample practice space available for use by the Broncos, as both practice fields are 100 yards and one of them has a unique design system that includes underground wiring to prevent the turf from freezing and thus allows the Broncos to practice year-round on unfrozen natural grass. The complex also includes a smaller, 50-yard natural grass workout field and the Broncos' indoor "bubble," which houses a 70-yard artificial turf field.

The expansive weight room and training room are among the largest in the entire league, and the Bowlen Centre also includes a separate building that houses two racquetball courts for training and leisure use by players and staff members.





PRESIDENT AND CHIEF EXECUTIVE OFFICER

PAT BOWLEN



Denver Broncos owner Pat Bowlen directed his franchise to an elite level of sports accomplishment in 1998 when Denver became just the sixth National Football League franchise to win back-to-back Super Bowl championships.

In posting a decisive 34-19 win over the Atlanta Falcons in Super Bowl XXXIII, Denver joined Green Bay, Miami, Pittsburgh, San Francisco, and Dallas as the only back-to-back Super Bowl champions in NFL history, and the Broncos became the first American Football Conference team to reach that lofty status in two decades.

The Broncos enter 1999 at the pinnacle of sports franchises, balancing a great record on the playing field, player stability that is startling in this era of free agency, a string of home sellouts that will mark 30 consecutive years this season, and construction under way on a new stadium that will allow Denver to compete at the NFL's highest level for decades to come.

Pat Bowlen's deft guidance provides the foundation of leadership on which the Broncos won a franchise record 17 games, 14 in the regular season, in 1998, including a 13-0 start that resulted in Denver going an entire calendar year without a loss.

His Broncos set standards that will be very difficult for any club to match in winning a record seven postseason games in the past two years, a record 33 wins in two years (1997-98) and a record 46 wins in three years (1996-98). In addition, Pat Bowlen has watched his Broncos become just the second team in modern NFL history to go undefeated during regular season play at home for three consecutive seasons (1996-98).

He works closely with Head Coach Mike Shanahan in maintaining the team's roster in the present era of free agency, and the resulting player stability was a major factor in the brilliant performance of the 1998 Broncos.

As much as the Broncos first World Championship one year earlier was for John Elway and the team's legion of fans, no one was more deserving of that triumph or the one that followed in 1998 than Pat Bowlen, whose single-minded pursuit of the Super Bowl title has been unwavering since he purchased the Broncos in 1984.

All are aware that it is the owner who provides the financial backing that is integral to a championship team, but many fans are unaware that much of the heart, soul, and drive of this championship organization comes directly from Pat Bowlen.

Champions are built from the top, and the Broncos owner has been a model of leadership in the scope of his drive and commitment. "I want us to be number one in everything," Bowlen has often said in a recurring theme that marks his management style.

His 1997 Broncos fulfilled the team's lifelong quest in bringing the Mile High City the World Championship with their sterling 31-24 triumph over the Green Bay Packers, in the process becoming the first American Football Conference team to win in 14 years and just the second wild card to win the Super Bowl under the NFL's present playoff system.

It is the owner himself who charts the course for this highly successful franchise, infusing his team and employees with the drive to attain those goals. Financially and philosophically, his pursuit of a championship is absolute, whether judged by the Broncos' pursuit of free agents, by his pledge to contribute over \$100 million to Denver's new stadium, or simply by his fierce desire to have his Broncos at the pinnacle in all ways that success can be measured.

Well into his second decade as the Broncos' chief executive, Pat Bowlen comes into 1999 braced with the satisfaction of great success, both for his franchise and the NFL structure, and yet at the forefront of new challenges for the team, the city and the league.

The Broncos' President and Chief Executive Officer has fashioned a powerful reputation among his peers as a bold, dynamic leader who is single-minded in his pursuit of excellence, whether in representing Denver and Broncos or the hierarchy of the National Football League.

In addition to his role with the Broncos, Bowlen was a key figure in spearheading both the league's labor and TV contracts. He has been a member of the NFL Management Council

Executive Committee, and is currently the Chairman of the highly prestigious NFL Broadcasting Committee, while also serving on the NFL Finance Committee. A pivotal voice in league policy, he also is Chairman of the NFL Enterprises/NFL Films Executive Committees and serves as a member of the NFL International Committee and the Board of the NFL Europe League. Bowlen also is active on a special NFL expansion committee.

Bowlen comes into the 1999 season having completed a drive for a critically needed new stadium that will mutually benefit the Broncos and the Mile High City, and in his role as Chairman of the NFL Broadcasting Committee he once again spearheaded the negotiations for the league's new television contract, at over 18 billion dollars the most lucrative single-sport contract in history.

Nineteen ninety-nine will be the 30th straight year of home sellouts at Mile High Stadium, longest in the American Football Conference, and that streak is just one measure of the Pat Bowlen success story in Denver.

During his tenure as President and Chief Executive Officer of the Broncos (1984-98) Bowlen's team has dominated the American Football Conference Western Division in posting more division titles (seven), conference Championship Game appearances (six), and Super Bowl appearances (five) than any other club in the division. Under Bowlen's leadership the Broncos have had nine playoff appearances and just two losing seasons.

The 1995 campaign began a new era both for the Broncos and the NFL, and Pat Bowlen played an integral role in both, selecting a dynamic new head coach in Mike Shanahan while also having had a pivotal role in the creation of the new collective bargaining agreement and the television contract, changing the face of professional football in the process.

The Broncos' dynamic chief executive followed up the hiring of Shanahan by once again becoming a major player in the league's free agency. Under Bowlen's leadership Denver has been very aggressive in the marketplace, with unrestricted free agents becoming a major component of the Denver roster.

Bowlen has made all these moves with one goal unchanged: to aggressively position the Broncos for yet another run at a Super Bowl championship for the Mile High City. No one sets higher standards for the Broncos than Pat Bowlen himself, whose unchanging goal is to have his franchise annually regarded among the finest in pro sports, with victory being the measuring stick for that success. Thus, the goal of Denver's dynamic and energetic chief executive remains firmly set on repeating the World Championship seasons of 1997 and '98.

He presides over a franchise that by any standard has been one of the NFL's most successful in this time frame (1984-98). In Bowlen's 15 years of ownership the Broncos have played 21 postseason games, with all regular and postseason games sold out at Mile High Stadium.

The Broncos President has seen the team's consecutive home game sellout streak stretch to 231 straight regular and postseason non-strike games through the end of the 1998 campaign, as Denver led the entire National Football League in actual in-stadium attendance over that 15-year period. The Broncos have drawn nearly nine million fans to Mile High Stadium from 1984-98, tops in the NFL.

Bowlen's 15 years of ownership have resulted in the best home record (96-25) in the AFC. Bowlen finished second in The Sporting News 1987 Executive of the Year balloting.

In addition to winning seven division crowns, Bowlen's franchise has had regular season win totals of 14, 13 (twice), 12 (twice), 11 (three times) and 10. In fact, nine of the 10 finest campaigns in team history have come during the Bowlen regime.

In 1991 Bowlen's team had the greatest turnaround in team history, finishing with a 12-4 record that included the American Football Conference Western Division title and the fourth AFC Championship Game appearance of Bowlen's vibrant ownership.

Bowlen's focus for the coming year is to once again put his team in line to defend its title. The Broncos own AFC Championship wins in 1986, 1987, 1989, 1997 and 1998. Denver was the only AFC franchise to make three Super Bowl appearances in the 1980s and without question Pat Bowlen provides the organizational thrust that has served as the catalyst to the Broncos' outstanding record.

The Broncos once again will pursue a championship season from their spacious headquarters, the Paul D. Bowlen Memorial Broncos Centre, a 60,000-square-foot state-of-the-art office and training complex in Arapahoe County's Dove Valley location. The move into this new facility, which came on March 5, 1990, accomplished one of Bowlen's significant goals, that being to upgrade the Broncos' working facility and in so doing solidify the foundation for continued success.

Pat Bowlen was introduced as the majority owner of the Denver Broncos on March 23, 1984, and that announcement triggered a new era in franchise history, one which has coupled success on the playing field with enthusiasm for an even brighter future.

He immediately put his own mark on the Broncos, establishing a solid administration and creating a positive atmosphere that was a major factor in the team's success both on and off the field. The team responded with a 13-3 record and the American Football Conference Western Division championship in 1984, following that up with an 11-5 record that just barely kept the Broncos out of the playoffs in 1985.

Having established a solid foundation, Bowlen took a dramatic step toward the future during 1986 with the construction of 60 luxury Penthouse Suites atop the west side of Mile High Stadium. Bowlen and the Bowlen family acquired 100% ownership of the Broncos franchise in July of 1985.

Born in Prairie du Chien, Wis., he attended high school there and went on to the University of Oklahoma, where he earned degrees in both business (1965) and law (1968). He is President of the Denver Broncos Charities Fund and in that capacity has donated nearly \$7 million to charitable organizations in the Denver area.

Bowlen has served as the Honorary Chairman of the Colorado Special Olympics for 14 years, and was that organization's Outstanding Celebrity in 1993. Bowlen has served as the Honorary Chairman of the Colorado Family Classic to benefit St. Joseph's Hospital for 15 years and this is his fourth year as Chairman of the Capuchin Friars fund-raising dinner. He also chaired the 1989 Centennial Scholarship rally at the University of Northern Colorado in Greeley and was Co-Chairman of the Rose Medical Center Critical Care Campaign from 1986-89.

In addition, Bowlen was elected to the University of Denver Board of Trustees in 1987, and is active on several committees. He chairs the Athletic Affairs Committee and plays a role in the Capital Campaign for major athletic gifts, while also serving on the Buildings and Grounds Committee. His previous DU committee memberships include the Institutional Advancement Committee and Institutional Advancement/University Relations subcommittee. He was also named to the Colorado Academy Board of Trustees in 1991.

He also serves on the Board of Trustees of the Hawaii Maritime Center and was the 1992 honoree at the American Ireland Fund dinner.

Bowlen is a member of several clubs and societies, including the Chief Executive's Organization, the Canadian and Edmonton Bar Associations, and the Law Society of Alberta. Bowlen is also a past member of the Young President's Organization.

He also is Chairman of the Board and Director of Hambledon Estates Limited, and Northern Development Company Limited of Edmonton.

Bowlen maintains an active lifestyle and exercises extensively as part of his daily regimen. He has competed in the Ironman Triathlon — an event in which one must swim 2.4 miles, ride 112 miles on a bicycle, and run 26.2 miles, all consecutively — as well as in other triathlon races and several marathons.

THE BOWLEN ERA

AFC WEST TEAM COMPARISON 1984-1998

WORLD CHAMPIONSHIPS

Denver	.2
Kansas City	.0
Oakland	.0
San Diego	.0
Seattle	.0

SUPER BOWL APPEARANCES

Denver	.5
San Diego	.1
Kansas City	.0
Oakland	.0
Seattle	.0

CONFERENCE CHAMPIONSHIP APPEARANCES

Denver	.6
Oakland	.1
San Diego	.1
Kansas City	.1
Seattle	.0

DIVISION TITLES

Denver	.7
Kansas City	.3
Oakland	.2
San Diego	.2
Seattle	.1

PLAYOFF APPEARANCES

Denver	.9
Kansas City	.8
Oakland	.5
San Diego	.3
Seattle	.3

WINNING SEASONS

Denver	.10
Kansas City	.10
Oakland	.6
Seattle	.5
San Diego	.3



Mike Shanahan is one of just five head coaches in the history of the NFL to have won back-to-back Super Bowls with Denver's victory over Green Bay in Super Bowl XXXII, followed by its defeat of Atlanta in Super Bowl XXXIII last January. Shanahan has the best winning percentage (.734) of any head coach in club history, and has compiled a 30-2 home record at Mile High Stadium, including three straight undefeated campaigns.



VICE PRESIDENT OF FOOTBALL OPERATIONS/ HEAD COACH

MIKE SHANAHAN



Mike Shanahan has accomplished more in four years as the Denver Broncos head coach than most coaches do in an entire career, but complacency and satisfaction are qualities completely foreign to the Broncos' driven leader.

The back-to-back World Champion Denver Broncos stand as the perfect symbol of a team manifesting the personality of its head coach — maintaining discipline, focus, preparation, mental toughness, and physical effort — all qualities indelibly stamped onto the franchise by Head Coach/Vice President of Football Operations Mike Shanahan, whose superb guidance directed the Broncos to victory in Super Bowls XXXII and XXXIII.

Shanahan has taken his career and the Broncos to new levels in 1997 and 1998 as the intense and personable Denver Broncos head coach became one of just five active National Football League mentors with Super Bowl victories (joining, alphabetically, Mike Ditka, Mike Holmgren, Jimmy Johnson, and Bill Parcells).

His stunning record as the Broncos' mentor also places him in the legendary class of Vince Lombardi, Don Shula, Chuck Noll, and Jimmy Johnson as the only coaches with back-to-back Super Bowl championships. The three retired members of that illustrious group already have been inducted into the Pro Football Hall of Fame.

Following his magnificent 1998 season, the Broncos' mentor was named AFC Coach of the Year by the Kansas City 101 Club and by the Touchdown Club of Columbus (his second time to be honored by each organization).

Under Shanahan's brilliant guidance, Denver has:

- posted the most wins in pro football history in a two-year period (33 in 1997-98).
- posted the most wins in pro football history in a three-year period (46 in 1996-98).
- won the most postseason games ever in a two-year period (seven).
- won 18 straight games over 1997-98 to tie the all-time NFL record for consecutive wins.
- been undefeated for three straight regular seasons at home, just the second team ever to do so.
- posted a 22-2 record in its last 24 games.

He is the first coach in history to win two Super Bowl titles in his first four years coaching a team, and he is the only coach to have directed two different teams to a 500-point season (last year the Broncos scored 501 points, and Shanahan's 1994 San Francisco offense scored 505). The 500-point mark has only been reached six times overall in pro football history.

His winning percentage is the best by any coach in Denver history, and in 1998 he reached his 40th win faster than any coach in franchise history.

Team President Pat Bowlen heaped additional praise on his brilliant coach by naming him Vice President of Football Operations during the 1998 campaign.

While his seal of leadership already had been permanently ingrained into the entire Broncos organization, Shanahan took his first steps in the direction of legend when he joined Tom Flores in 1997 as the only two coaches in pro football history to post four wins in one postseason.

In his third and fourth seasons at the helm of the Denver Broncos, Mike Shanahan not only led the Broncos to their first Super Bowl victories, but in 1998 he became the winningest active coach in postseason play in the process (7-1), with that won-lost record trailing only the legendary Vince Lombardi's 9-1 mark.

Mike Shanahan now has that glittering postseason record of 7-1 — the best postseason record among active coaches — which added to a regular season mark of 47-17 give the him a combined record of 54-18 (an exceptional .698 percentage) in four years as head coach of the Broncos. Not only is that record the best among all coaches in Denver history, but his home record at Mile High Stadium is a staggering 30-2 (.937) in regular season play.



Since Shanahan took over the Broncos' coaching reins in 1995, Denver has scored 30 or more points 22 times (twice in postseason) at Mile High Stadium and 20 or more points 31 times (four times in playoff action) at Mile High Stadium in 32 regular season and four postseason games. They have scored 30 or more points 33 times (including three times in the playoffs) and 20 or more points 53 times in the 64 regular season games and seven postseason games under him. Denver's record in the 33 games in which it has scored 30 or more points under Shanahan is an amazing 32-1 (which includes 3-0 in postseason), including a 22-0 mark (which includes 2-0 playoff record) at Mile High Stadium.

Over the last seven years (four in Denver and the previous three in San Francisco) Mike Shanahan's offenses have finished number one in the NFL four times, second once, and third twice; in two of those campaigns Denver was just 17 yards and 83 yards short of the number one spot.

Since 1995, his first year in Denver as head coach of the Broncos, Denver has more rushing yards (9,002) and total yards (23,795) than any team in the NFL.

The defending world champions stormed to their second straight title with an offense that scored 501 points and finished third in the NFL in total yards, while the defense had another spectacular postseason, allowing just 25 points and two touchdowns while sparking a remarkable 13-1 turnover ratio in the playoffs.

The 1998 Broncos set team records with 14 regular season and 17 overall wins, starting off with a stunning 13-0 record and marking Denver as a team that went an entire calendar year without a loss.

Ten Broncos were named to the Pro Bowl following that magnificent season, but throughout it all Shanahan's inspired direction was nationally recognized as the driving force behind the back-to-back World Champion Broncos.

In 1997 he directed a Denver offense that scored a total of 583 points (29.2 per game) during the entire 1997 season, the fifth highest total in NFL history and the second highest total in AFC history for a combined regular and postseason. Of course, last year Shanahan's Broncos topped that mark by producing 596 regular and postseason points. The all-time high of 636 points came from the 1994 World Champion San Francisco 49ers, for whom Shanahan was the offensive coordinator.

He led his team to a 12-4 regular season record in 1997, marking the first time in franchise history that the team won 12 or more games in back-to-back seasons.

His high-powered offense reached 30 points a franchise record nine times during the 1997 regular season and twice in the postseason. Denver also broke the franchise record for most points in a season (previously 391 in 1996) in just their 13th game of 1997 and broke the record for most touchdowns in a season (previously 47 in 1996) in just their 14th game.

The Broncos stormed through 1997 postseason play to their eventual World Championship with a home win over Jacksonville and subsequent road victories at Kansas City and Pittsburgh, defeating those Super Bowl contenders in their home parks on back-to-back weeks, answering any lingering questions about the status of Denver as the best team in the American Football Conference.

It has been widely documented that the Broncos posted one of the greatest upsets in Super Bowl history, played in perhaps the best Super Bowl game ever, and ended the National Football Conference's 13-year domination in the NFL's Championship Game.

The Broncos posted their win — in fact, their four wins — in convincing style.

Under Mike Shanahan's steady control and forceful leadership, the Broncos had no question that they were the best team in football, and their postseason performance reflected that belief every step of the way.

In 1997 postseason play, Denver scored nine touchdowns in nine goal-to-go situations, including four-of-four in Super Bowl XXXII.

Conversely, opponents started six drives in Denver territory in the postseason, netting just six points (two field goals).

Denver scored 13 touchdowns in 16 red zone opportunities in postseason and of the Broncos' 46 postseason possessions, Denver scored 16 times (14 touchdowns and two field goals), accomplishing that feat against teams with a combined record of 51-16 at the time of each game.

The Broncos had posted the biggest win by a sports team in Colorado history, and one of the most significant in NFL history, all with Shanahan pointing the way. The Broncos had entered the playoffs as a wild card, but their head coach never let the team's compass waver even slightly from the only goal he had ever set.

NOTING SHANAHAN'S ACCOMPLISHMENTS

Broncos' Record From 1996-98 Tops in Franchise History — The Denver Broncos, under the direction of Head Coach Mike Shanahan, have amassed a 39-9 mark over the last three regular seasons, the best winning percentage and the most victories over a three-year stretch in the 39-year history of the franchise.

BEST THREE-YEAR RECORD IN BRONCOS' HISTORY

YEARS	HEAD COACH	RECORD	PCT.
1996-98	Mike Shanahan	39-9	.813
1984-86	Dan Reeves	35-13	.729
1977-79	Red Miller	32-14	.696

Shanahan in the Postseason — The 1998 season was capped by Shanahan's ninth venture into the post-season, and his third as a head coach, having previously gone to the postseason as an assistant in 1984, 1986-87, 1989, 1991 (all with Denver) and 1992-94 (San Francisco) and as a head coach in 1996 and '97 (Denver). He has coached in six Super Bowls and has earned three Super Bowl rings (1994 with San Francisco; 1997 and '98 as head coach with Denver). Shanahan has coached in nine conference championship games, having won six of them (two as a head coach) and five of those six with Denver. His post-season record as a head coach is 7-1, tops among active coaches and second-best all-time, behind only Vince Lombardi (9-1). He was 12-7 in the postseason as an assistant, including a 7-5 mark with the Broncos. Shanahan's postseason mark of 7-1 (.875) ranks No. 1 in terms of winning percentage amongst Broncos' head coaches.

TOP THREE ACTIVE POSTSEASON WINNING PERCENTAGES

COACH	TEAM(S)	RECORD	PCT.
1. Mike Shanahan	Denver	7-1	.875
2. Jimmy Johnson	Dallas, Miami	8-3	.727
3. Mike Ditka	Chicago, New Orleans	10-5	.667

Shanahan Ranks Among the Best in the Super Bowl — With Denver's victory over Atlanta in Super Bowl XXXIII, Mike Shanahan claimed his second Super Bowl title in his first four years as Broncos head coach, tied for the fastest in NFL history to post two Super Bowl victories.

QUICKEST TO WIN TWO SUPER BOWLS WITH ONE TEAM

HEAD COACH	TEAM	YEARS IN WHICH 1ST AND 2ND WINS CAME	GAMES WON
1. Mike Shanahan	Denver	3rd and 4th	XXXII, XXXIII
Don Shula	Miami	3rd and 4th	VII, VIII
3. Jimmy Johnson	Dallas	4th and 5th	XXVII, XXVIII
Tom Flores	Oakland/L.A.	2nd and 5th	XV, XVIII

Shanahan's Record Best All-Time Among Broncos Coaches — Mike Shanahan's regular season winning percentage of .734 (47-17) as the Broncos' head coach is the best of any head coach in franchise history. He reached his 20th victory as head coach in his 29th game, faster than any other head coach in team history except for Red Miller, who did it in his 26th game during the 1978 season, and reached his 30th win faster than any coach in team annals (42nd) other than Miller, who did it in his 39th game during the 1989 season. In 1998 Shanahan posted his 40th win faster than any coach in franchise history. On Nov. 1, 1998, Shanahan passed Miller for the second most wins by a Broncos head coach.

BEST WINNING PERCENTAGE, BRONCOS' HEAD COACHES

HEAD COACH (YEARS)	REGULAR SEASON	PCT.
1. Mike Shanahan (1995-present)	47-17	.734
2. Red Miller (1977-80)	40-22	.645
3. Dan Reeves (1981-92)	110-73-1	.600
4. John Ralston (1972-76)	34-33-3	.507
5. Wade Phillips (1993-94)	16-16	.500

Shanahan Brings "Magic" Back to Mile High — Since taking over the coaching reins of the Broncos in 1995, Mike Shanahan has a 30-2 (.938) regular season record at Mile High Stadium, the best home winning percentage of any head coach in the Broncos' 39-year history. His home record is also the NFL's best coaching record in a single stadium since 1970 (min. 25 games). The Broncos' home record with Shanahan as either an assistant or head coach is 71-14 (.835) in the regular season and 9-2 in the postseason.

BEST HOME WINNING PERCENTAGE, BRONCOS' HEAD COACHES

HEAD COACH (YEARS)	REGULAR SEASON	PCT.
1. Mike Shanahan (1995-present)	30-2*	.938
2. Dan Reeves (1981-92)	72-21	.774
3. Red Miller (1977-80)	22-9	.710
4. John Ralston (1972-76)	20-13-2	.600
5. Wade Phillips (1993-94)	9-7	.563

*does not include 1-1 record at Mile High Stadium as head coach of the Raiders (1988-89)

BEST HOME COACHING RECORDS BY STADIUM, NFL HISTORY
(regular season; minimum 25 games)

HEAD COACH	TEAM	STADIUM	RECORD (PCT.)
1. Mike Shanahan	Denver	Mile High Stadium	30-2 (.938)
2. Mike Holmgren	Green Bay	Lambeau Field	42-5 (.894)
3. Chuck Knox	L.A. Rams	Los Angeles Coliseum	31-4 (.886)
4. Bill Cowher	Pittsburgh	Three Rivers Stadium	43-8 (.843)
5. Don Shula	Miami	Orange Bowl	101-22-1 (.819)

Shanahan's Record Among Best in NFL Since 1995 — Broncos' head coach Mike Shanahan's four-year regular season record of 47-17 is currently second-best among active coaches in the league since 1995.

TOP FIVE RECORDS AMONG ACTIVE NFL COACHES, 1995-98
(regular season only)

Head Coach, Team	Record	Pct.
1. Mike Holmgren, Green Bay	48-16	.750
2. Mike Shanahan, Denver	47-17	.734
3. Dennis Green, Minnesota	41-23	.641
4. Bill Cowher, Pittsburgh	39-25	.609

Broncos' Offense Clicks Under Shanahan — Since Mike Shanahan took over the coaching reins in 1995, the Broncos have scored 30 or more points 22 times (twice in postseason) at Mile High Stadium and 20 or more points 31 times (four in postseason) at Mile High Stadium in 32 regular season games and in four post-season games. Overall the club has scored 30 or more points 34 times (four in postseason) and 20 or more points 54 times (seven in postseason) in the 64 regular season games and eight postseason games that Shanahan has been the head coach. Denver's record in the 34 games in which they have scored 30 or more points under Shanahan is an amazing 33-1 (includes 4-0 in postseason), including a 22-0 (includes 2-0 in postseason) mark at Mile High Stadium. They reached 30 points a franchise-record 10 times during the 1998 regular season and twice in the postseason. Denver also broke the franchise record for most points in a season (472 in 1997) in their 15th game in 1998 and broke the record for most touchdowns in a season (55 in 1997) in just their 13th game. The team scored 596 total points in 19 games (31.4 per game) to rank fifth all-time (second in AFC) for points scored in a regular and postseason combined. Not surprisingly, the team to score the most points in an entire season was the 1994 World Champion San Francisco 49ers, for whom Shanahan was the offensive coordinator.

MOST POINTS SCORED IN AN ENTIRE SEASON, NFL HISTORY

TEAM	YEAR	REG. SEASON POINTS	POSTSEASON POINTS	TOTAL POINTS
1. San Francisco*	1994	505	131	636
2. Washington	1983	541	84	625
3. Minnesota	1998	556	68	624
4. Miami	1984	513	92	605
5. Denver*	1998	501	95	596

*won Super Bowl that season, all others lost in Super Bowl

Broncos' Offense Clicks Under Shanahan, Part II — Since 1995, Mike Shanahan's first-year as head coach of the Broncos, Denver has more rushing yards and more total yards than any team in the NFL.

MOST RUSHING YARDS, 1995-98

TEAM	YARDS
1. Denver	9,002
2. Pittsburgh	8,511
3. Detroit	8,059
4. Kansas City	7,958
5. Seattle	7,601

MOST TOTAL YARDS, 1995-98

TEAM	YARDS
1. Denver	23,795
2. San Francisco	23,504
3. Minnesota	22,760
4. Green Bay	22,534
5. Detroit	22,012

Shanahan Tough in Openers — Mike Shanahan enters the 1999 season as one of only three current head coaches who have never lost on opening day, with his 6-0 record being tops among those three. In fact, Shanahan's streak of six straight opening day conquests can be bettered by no coach in the league.

ACTIVE NFL HEAD COACHES WHO ARE PERFECT ON OPENING DAY

COACH	TEAM	RECORD	PCT.
1. Mike Shanahan	Denver/L.A. Raiders	6-0	1.000
2. Jim Fassel	N.Y. Giants	2-0	1.000
3. Chan Gailey	Dallas	1-0	1.000

NOTING SHANAHAN'S ACCOMPLISHMENTS

Broncos' Record From 1996-98 Tops in Franchise History — The Denver Broncos, under the direction of Head Coach Mike Shanahan, have amassed a 39-9 mark over the last three regular seasons, the best winning percentage and the most victories over a three-year stretch in the 39-year history of the franchise.

BEST THREE-YEAR RECORD IN BRONCOS' HISTORY

YEARS	HEAD COACH	RECORD	PCT.
1996-98	Mike Shanahan	39-9	.813
1984-86	Dan Reeves	35-13	.729
1977-79	Red Miller	32-14	.696

Shanahan in the Postseason — The 1998 season was capped by Shanahan's ninth venture into the post-season, and his third as a head coach, having previously gone to the postseason as an assistant in 1984, 1986-87, 1989, 1991 (all with Denver) and 1992-94 (San Francisco) and as a head coach in 1996 and '97 (Denver). He has coached in six Super Bowls and has earned three Super Bowl rings (1994 with San Francisco; 1997 and '98 as head coach with Denver). Shanahan has coached in nine conference championship games, having won six of them (two as a head coach) and five of those six with Denver. His post-season record as a head coach is 7-1, tops among active coaches and second-best all-time, behind only Vince Lombardi (9-1). He was 12-7 in the postseason as an assistant, including a 7-5 mark with the Broncos. Shanahan's postseason mark of 7-1 (.875) ranks No. 1 in terms of winning percentage amongst Broncos' head coaches.

TOP THREE ACTIVE POSTSEASON WINNING PERCENTAGES

COACH	TEAM(S)	RECORD	PCT.
1. Mike Shanahan	Denver	7-1	.875
2. Jimmy Johnson	Dallas, Miami	8-3	.727
3. Mike Ditka	Chicago, New Orleans	10-5	.667

Shanahan Ranks Among the Best in the Super Bowl — With Denver's victory over Atlanta in Super Bowl XXXIII, Mike Shanahan claimed his second Super Bowl title in his first four years as Broncos head coach, tied for the fastest in NFL history to post two Super Bowl victories.

QUICKEST TO WIN TWO SUPER BOWLS WITH ONE TEAM

HEAD COACH	TEAM	YEARS IN WHICH 1ST AND 2ND WINS CAME	GAMES WON
1. Mike Shanahan	Denver	3rd and 4th	XXXII, XXXIII
Don Shula	Miami	3rd and 4th	VII, VIII
3. Jimmy Johnson	Dallas	4th and 5th	XXVII, XXVIII
Tom Flores	Oakland/L.A.	2nd and 5th	XV, XVIII

Shanahan's Record Best All-Time Among Broncos Coaches — Mike Shanahan's regular season winning percentage of .734 (47-17) as the Broncos' head coach is the best of any head coach in franchise history. He reached his 20th victory as head coach in his 29th game, faster than any other head coach in team history except for Red Miller, who did it in his 26th game during the 1978 season, and reached his 30th win faster than any coach in team annals (42nd) other than Miller, who did it in his 39th game during the 1989 season. In 1998 Shanahan posted his 40th win faster than any coach in franchise history. On Nov. 1, 1998, Shanahan passed Miller for the second most wins by a Broncos head coach.

BEST WINNING PERCENTAGE, BRONCOS' HEAD COACHES

HEAD COACH (YEARS)	REGULAR SEASON	PCT.
1. Mike Shanahan (1995-present)	47-17	.734
2. Red Miller (1977-80)	40-22	.645
3. Dan Reeves (1981-92)	110-73-1	.600
4. John Ralston (1972-76)	34-33-3	.507
5. Wade Phillips (1993-94)	16-16	.500

Shanahan Brings "Magic" Back to Mile High — Since taking over the coaching reins of the Broncos in 1995, Mike Shanahan has a 30-2 (.938) regular season record at Mile High Stadium, the best home winning percentage of any head coach in the Broncos' 39-year history. His home record is also the NFL's best coaching record in a single stadium since 1970 (min. 25 games). The Broncos' home record with Shanahan as either an assistant or head coach is 71-14 (.835) in the regular season and 9-2 in the postseason.

BEST HOME WINNING PERCENTAGE, BRONCOS' HEAD COACHES

HEAD COACH (YEARS)	REGULAR SEASON	PCT.
1. Mike Shanahan (1995-present)	30-2*	.938
2. Dan Reeves (1981-92)	72-21	.774
3. Red Miller (1977-80)	22-9	.710
4. John Ralston (1972-76)	20-13-2	.600
5. Wade Phillips (1993-94)	9-7	.563

*does not include 1-1 record at Mile High Stadium as head coach of the Raiders (1988-89)

BEST HOME COACHING RECORDS BY STADIUM, NFL HISTORY
(regular season; minimum 25 games)

HEAD COACH	TEAM	STADIUM	RECORD (PCT.)
1. Mike Shanahan	Denver	Mile High Stadium	30-2 (.938)
2. Mike Holmgren	Green Bay	Lambeau Field	42-5 (.894)
3. Chuck Knox	L.A. Rams	Los Angeles Coliseum	31-4 (.886)
4. Bill Cowher	Pittsburgh	Three Rivers Stadium	43-8 (.843)
5. Don Shula	Miami	Orange Bowl	101-22-1 (.819)

Shanahan's Record Among Best in NFL Since 1995 — Broncos' head coach Mike Shanahan's four-year regular season record of 47-17 is currently second-best among active coaches in the league since 1995.

TOP FIVE RECORDS AMONG ACTIVE NFL COACHES, 1995-98
(regular season only)

Head Coach, Team	Record	Pct.
1. Mike Holmgren, Green Bay	48-16	.750
2. Mike Shanahan, Denver	47-17	.734
3. Dennis Green, Minnesota	41-23	.641
4. Bill Cowher, Pittsburgh	39-25	.609

Broncos' Offense Clicks Under Shanahan — Since Mike Shanahan took over the coaching reins in 1995, the Broncos have scored 30 or more points 22 times (twice in postseason) at Mile High Stadium and 20 or more points 31 times (four in postseason) at Mile High Stadium in 32 regular season games and in four post-season games. Overall the club has scored 30 or more points 34 times (four in postseason) and 20 or more points 54 times (seven in postseason) in the 64 regular season games and eight postseason games that Shanahan has been the head coach. Denver's record in the 34 games in which they have scored 30 or more points under Shanahan is an amazing 33-1 (includes 4-0 in postseason), including a 22-0 (includes 2-0 in postseason) mark at Mile High Stadium. They reached 30 points a franchise-record 10 times during the 1998 regular season and twice in the postseason. Denver also broke the franchise record for most points in a season (472 in 1997) in their 15th game in 1998 and broke the record for most touchdowns in a season (55 in 1997) in just their 13th game. The team scored 596 total points in 19 games (31.4 per game) to rank fifth all-time (second in AFC) for points scored in a regular and postseason combined. Not surprisingly, the team to score the most points in an entire season was the 1994 World Champion San Francisco 49ers, for whom Shanahan was the offensive coordinator.

MOST POINTS SCORED IN AN ENTIRE SEASON, NFL HISTORY

TEAM	YEAR	REG. SEASON POINTS	POSTSEASON POINTS	TOTAL POINTS
1. San Francisco*	1994	505	131	636
2. Washington	1983	541	84	625
3. Minnesota	1998	556	68	624
4. Miami	1984	513	92	605
5. Denver*	1998	501	95	596

*won Super Bowl that season, all others lost in Super Bowl

Broncos' Offense Clicks Under Shanahan, Part II — Since 1995, Mike Shanahan's first-year as head coach of the Broncos, Denver has more rushing yards and more total yards than any team in the NFL.

MOST RUSHING YARDS, 1995-98

TEAM	YARDS
1. Denver	9,002
2. Pittsburgh	8,511
3. Detroit	8,059
4. Kansas City	7,958
5. Seattle	7,601

MOST TOTAL YARDS, 1995-98

TEAM	YARDS
1. Denver	23,795
2. San Francisco	23,504
3. Minnesota	22,760
4. Green Bay	22,534
5. Detroit	22,012

Shanahan Tough in Openers — Mike Shanahan enters the 1999 season as one of only three current head coaches who have never lost on opening day, with his 6-0 record being tops among those three. In fact, Shanahan's streak of six straight opening day conquests can be bettered by no coach in the league.

ACTIVE NFL HEAD COACHES WHO ARE PERFECT ON OPENING DAY

COACH	TEAM	RECORD	PCT.
1. Mike Shanahan	Denver/L.A. Raiders	6-0	1.000
2. Jim Fassel	N.Y. Giants	2-0	1.000
3. Chan Gailey	Dallas	1-0	1.000



GENERAL MANAGER

NEAL DAHLEN



Neal Dahlen was promoted to the position of General Manager during the offseason, a tribute to his outstanding work in player evaluation, negotiation and acquisition, with that personnel work proving to be an integral factor in the Denver Broncos' back-to-back world championships.

Dahlen comes into 1999 in his fourth season with the Broncos, having been the club's Director of Player Personnel until his recent promotion.

Nineteen ninety-nine is Neal Dahlen's 36th year overall in football, and he is involved in all aspects of player acquisition for the Broncos, working very closely with Head Coach Mike Shanahan in building the team that represents Denver on the field and in the community. In addition, his new role encompasses a variety of administrative responsibilities relative to the organization's direction.

Dahlen is unique in professional football as the only individual — including players, coaches, and administrators — to have played a key role on seven world championship teams. Dahlen obviously has had a major role on the Broncos' Super Bowl championships in 1997 and 1998 (XXXII in San Diego and XXXIII in Atlanta), but in addition he was a vital cog in the player personnel department of the San Francisco 49ers during all five of their Super Bowl championship seasons (XVI in 1981 at Detroit, XXIV in 1984 at Palo Alto, XXIII in 1988 at Miami, XXIV in 1989 at New Orleans, and XXIX in 1994 at Miami).

He joined the Broncos on March 4, 1996, renewing his association with Mike Shanahan, with whom he had worked while Shanahan was the San Francisco 49ers' offensive coordinator from 1992-94.

Dahlen spent 17 years with the 49ers organization, beginning in 1979 as a part-time assistant to the coaching staff. In 1984 he took on full-time duties as director of research and development, and later served as the team's coordinator of football operations.

During his final three years in San Francisco Dahlen held the title of coaching administrator/financial liaison, a role that saw him work directly with 49ers head coach George Seifert on player personnel and management matters. He was primarily involved with monitoring financial affairs relating to player personnel, acting as the coaching staff liaison with the administrative staff, and was responsible for the acquisition of free agent players, negotiating player contracts, and developing game plan scouting reports for the defensive coaching staff.

A physical education major at San Jose State, Dahlen played quarterback for the Spartans and graduated in 1963, also earning his master's degree from the school in '64.

In June of 1999 Neal Dahlen was inducted into the San Mateo County Sports Hall of Fame for his athletic accomplishments as a player, coach and administrator. He resided in San Mateo County for more than 40 years, and, in addition to being a star high school and college athlete, Neal had a number of championship teams in football and baseball as a high school coach prior to joining the 49ers.

He coached football at the College of San Mateo for three years before beginning his 19-year career as a prep coach and administrator.

Born in Spokane, Wash., April 13, 1940, Neal and his wife, Nancy, make their home in Aurora, Colo. They have four grown children: Laurie, Sherri, Christy and Tim.



ASSISTANT COACHES

FRANK BUSH • LINEBACKERS

NFL Season: 8th (5th year with Broncos)



Frank Bush is in his fifth season as linebackers coach for the Denver Broncos, a position in which he has overseen considerable progress each year, bolstering the overall play of the Broncos' defense.

Bush's linebacking corps has played a pivotal role in the Broncos' back-to-back World Championships, producing the club's top three tacklers in 1998 and its top two in '97.

Last year, John Mobley (132), Glenn Cadrez (105) and Bill Romanowski (95) contributed nearly one-third of the Broncos total tackles, as Romanowski was voted to his second Pro Bowl in three years at strongside linebacker, and Denver ranked No. 3 in the NFL against the rush. Bush also successfully implemented Cadrez into the starting position at middle linebacker in 1998, while continuing to mold Mobley into one of the game's brightest young defensive

stars at the weakside position.

With Mobley blossoming into one of the game's brightest young defensive stars, Romanowski continuing to play at an elite level and Cadrez in the prime of his career, Bush will again be armed with a talented assortment of youth and veteran leadership at the linebacker position in 1999.

Bush's troops produced the team's No. 1 and No. 2 tacklers in 1997 — Mobley (162) and Romanowski (117) — as Denver won its first-ever Super Bowl. Mobley was named first-team All-Pro by the Associated Press, leading a defensive unit that raised its level of play over the latter part of the season and was crucial to the club's title run.

The linebacking corps was much improved in 1996, following the addition of Romanowski through free agency and Mobley through the draft. They joined Allen Aldridge to form an outstanding starting group that played a major role in the Broncos' improvement to the No. 4 defensive ranking in the NFL, including a No. 1 ranking against the rush. Romanowski's impact was immediate as he earned his first Pro Bowl invitation in nine NFL seasons.

In his first year in Denver, 1995, Bush's linebackers were part of a defensive unit that improved its league ranking by 13 places to figure 15th overall in the NFL.

Bush joined the Broncos staff in 1995 after spending the previous 10 years with the Houston Oilers as a player, scout and assistant coach. He began his coaching career in 1992, when he coached the Oilers linebackers. Under Bush's tutelage, several members of the linebacking corps earned postseason honors as Houston boasted one of the most aggressive defenses in the NFL.

Before his coaching tenure with Houston, Bush was a college scout for the Oilers from 1987-92. During that period Bush was the primary college scout in the Western states, helping to bring in some of the players who made the Oilers a very successful team during his tenure.

Bush, 36, was considered one of the most talented young players during his two years in the NFL until a spinal injury prematurely ended his career. In 1985, he played in all 16 games with 11 starts and contributed 114 tackles and four sacks (including two of John Elway). For his efforts, he was selected to UPI's first-team All-NFL rookie squad.

Bush was a fifth-round draft choice of the Oilers in 1985 out of North Carolina State. As a three-year starter for the Wolfpack he recorded 247 tackles, 15 sacks and four interceptions. He majored in communications while at N.C. State.

A native of Athens, Ga., Bush starred at Clarke Central High School in his hometown. While at Clarke, Bush was recruited to play football at North Carolina State by current Broncos defensive coordinator Greg Robinson. Bush was born Jan. 10, 1963.

Frank and his wife, Stephanie, reside in Aurora, Colo.

BARNEY CHAVOUS • ASST. OFF. LINE/ASST. STRENGTH & COND.

NFL Season: 11th (all with Broncos)



Barney Chavous is in his 11th season with the Broncos' coaching staff, assisting Alex Gibbs with the offensive line and Rich Tuten with the strength and conditioning program for the fourth straight year. He joined the coaching staff in 1988 as a coaching intern.

During his 10-year coaching career, Chavous has coached with such defensive greats as Earl Leggett (most recently with New York Giants) and Pro Football Hall of Famer Ernie Stautner.

Over the past four seasons, the Broncos' offensive line has established itself as the most productive unit in the league under the tutelage of Gibbs and Chavous, culminating in back-to-back World Championships. The 1998 unit allowed just 25 sacks, the lowest total in franchise history for a 16-game season.

Over the two-year span from 1995-96, the Broncos' offensive line allowed just 57 sacks, sixth-fewest in the NFL, third-fewest in the

AFC and the lowest two-year total in franchise history.

Chavous, 48, was a standout defensive end for the Broncos from 1973-85 and currently ranks third on the Broncos' all-time sacks list with 75. He is one of only seven former Broncos to play 13 or more years with the club, and also started at defensive end for the Broncos in Super Bowl XII as part of the famed "Orange Crush" defense. He finished his career having played in 182 games in a Bronco uniform (fifth all-time), including 177 starts (tied for third all-time). In 1973, Chavous was named NFLPA Rookie of the Year and made the UPI and AP All-Rookie teams. He was also named the *Pittsburgh Courier's* NFL Defensive Lineman of the Year in 1978 after being a second-round draft pick of the Broncos in 1973.

Chavous was an all-conference selection at South Carolina State, where he was a three-year starter, and was named the team's most valuable player as well as earning Associated Press All-America honors as a senior.

Chavous has been inducted into the Mid-Eastern Atlantic Conference Hall of Fame, the Aiken County Hall of Fame (1987), the South Carolina Sports Hall of Fame (1992) and the South Carolina State University Athletic Hall of Fame (1998).

A native of Aiken, S.C. (3/22/51), Chavous and his wife Odessa reside in Englewood with their four children: sons Shedric and Barney Amon, and daughters Jasmine and Nikeya Monique.

RICK DENNISON • SPECIAL TEAMS

NFL Season: 5th (all with Broncos)



Rick Dennison is in his fifth season on the Broncos' coaching staff and his third as special teams coach.

The play of his special teams units has been instrumental in the success of the team over the past two seasons, as Denver has won back-to-back World Championships. Kicker Jason Elam enjoyed the finest season of his six-year NFL career in 1998, earning his second Pro Bowl invitation by setting a franchise record for PATs in a season (58 for 58) and converting 85% (23 of 27) of his field goal attempts. Elam also tied Tom Dempsey's 28-year old NFL record for longest field goal, with a 63-yarder vs. Jacksonville, Oct. 25.

Punter Tom Rouen also turned in his most outstanding season to date, ranking second in the NFL with a 46.9-yard punting average, while Dennison's kick-return unit ranked sixth in the NFL, staking the Broncos to an average drive start of their opponents' 28-yard line.

Under his guidance in 1997 the Broncos' special teams played an integral role in leading the franchise to its first World Championship. Darrien Gordon tied for the NFL lead with three touchdowns on punt returns and ranked second in the NFL in punt return average (13.6), while Vaughn Hebron ranked sixth in the AFC (23.5) in kickoff return average, Jason Elam ranked second in the AFC (4th NFL) in scoring (124) and Tom Rouen ranked fourth in the AFC (5th NFL) in net punting average.

As a unit, Denver's kickoff and kick coverage teams ranked among the league leaders, as the Broncos recorded an average drive start of 28.6 (2nd AFC/4th NFL), while forcing their opponents to an average drive start of 24.4 (4th AFC/9th NFL). Denver also led the NFL in punt return average (13.5).

A former standout linebacker for the club, Dennison joined the coaching staff in 1995 after spending the previous three years coaching at Suffield Academy in Connecticut. He served for two years in Denver as an offensive assistant, providing quality control work and assistance of all types to the offensive coaching staff before being promoted to his current post Feb. 12, 1997.

In Dennison's two years on the offensive staff the Broncos' offense posted the most prolific two-year total offense numbers in franchise history, including a No. 1 NFL ranking in total offense for 1996, and a bevy of franchise offensive records set in both seasons.

Dennison, 41, played inside linebacker for the Broncos from 1982-90, playing in 128 games, including 52 starts and three Super Bowls. In 1989, he received the Ed Block Memorial Award for Courage. Dennison ranked second on the team in tackles in 1988 with 133 and led the team with three fumble recoveries.

Perhaps the best performance of his career came in a 1987 playoff game against Houston when he registered eight tackles and a quarterback pressure. He also had an excellent season in 1984 when he had 164 stops and a career-high three sacks in his first full season as a starter. Dennison was a free agent acquisition by the Broncos in 1982.

Dennison joined the Broncos in 1982 after a fine college career at Colorado State where he was a second-team Academic All-American as a senior and earned three varsity letters. In 1979, Dennison received his bachelor's degree in civil engineering from CSU, followed by a master's degree in the same field from CSU in 1982.

Dennison, born in Kalispel, Mont., on June 22, 1958, attended Rocky Mountain High School in Fort Collins where he lettered in football, basketball and baseball. His father, George, is president of the University of Montana.

Rick and his sons, Joseph and Steven, reside in Englewood, Colo.

ED DONATELL • DEFENSIVE BACKS

NFL Season: 10th (5th with Broncos)



Ed Donatell is in his fifth season as defensive backs coach for the Broncos after spending the previous five seasons in the same capacity with the New York Jets.

Donatell and Broncos defensive coordinator Greg Robinson brought to Denver in 1995 a new, more aggressive style of defense that has dramatically improved the Broncos' standing in the league total defense rankings. The defense jumped from 28th in 1994 — the year prior to their arrival — to No. 4 in just two seasons, and has continued to post strong rankings over the past two years.

In particular, Donatell's defensive backs have boosted the unit's ranking against the pass at a steady progression, improving an inherited No. 28 ranking to No. 9 in 1995, then No. 10 in 1996 and up to a high of No. 5 in 1997 as the franchise claimed its first World Championship.

Donatell's defensive backfield was challenged often in 1998, as teams routinely took to the air to combat early deficits. His group met the challenge, playing an integral role in leading Denver to its second consecutive World Championship, as the Broncos intercepted seven passes in the three postseason games. Veteran Ray Crockett turned in another outstanding season, and will be paired in 1999 with four-time Pro Bowl cornerback Dale Carter, signed through free agency in the offseason. With Tyrone Braxton returning, and a host of talented young corners and safeties to groom, Donatell has a full complement of talent, youth and depth to keep the unit performing at a high level for years to come.

Donatell has seen several of his players go on to receive postseason honors in his career, most recently safety Steve Atwater who earned his eighth Pro Bowl invitation in 1998, and Braxton, who was selected to his first in 1996. Donatell has not only worked with future Hall of Famers such as Atwater and Ronnie Lott, but has also been instrumental in the development of such NFL standouts as James Hasty and Aaron Glenn in their early years in New York.

Donatell, 42, joined the Jets in 1990 after prior coaching stints on the collegiate level at Cal State Fullerton (1989), Idaho (1986-88), Pacific (1983-85), Washington (1981-82) and Kent State (1979-80).

A native of Akron, Ohio, Donatell attended Glensville State in West Virginia where he was team captain, a four-year letterman and was named all-conference as a defensive back. He earned his bachelor's degree in physical education and then went on to earn his master's from Kent State in administration.

Donatell (2/4/57), his wife Shari, daughter Brenna (12) and sons Thomas (10) and Steven (5) reside in Lone Tree, Colo.

GEORGE DYER • DEFENSIVE LINE

NFL Season: 18th (5th year with Broncos)



George Dyer is in his 18th season coaching in the NFL and his fifth with the Broncos as defensive line coach. He came to Denver in 1995 following a three-year stint in Los Angeles where he was the Rams' defensive coordinator and defensive line coach (1992-94). Dyer joined the Rams staff after nine years with the Seattle Seahawks (1983-91) where he was also in charge of the defensive line, and one year with the Buffalo Bills (1982).

Dyer's defensive line unit in 1998 featured the team's individual sack leaders in Trevor Pryce (8.5) and Maa Tanuvasa (8.5), who led a defensive unit that posted the highest sack total (47) for a Denver club since 1992. The line was equally proficient against the run in 1998, allowing just 1,287 yards, the second-lowest total in franchise history, behind only the nine-game total of 935 yards allowed during the strike-shortened 1982 season.

Eight players who saw action on the defensive line in '98 return in 1999, and will be complemented by a host of young, aspiring players, including second-round draft choice Montae Reagor. Pryce blossomed in his second season under Dyer's tutelage, and shows promise for an extraordinary future in the NFL. He teams with Keith Traylor to give Denver as imposing a pair of defensive tackles as any team in the league.

Dyer's 1997 unit boasted three players with at least eight sacks — Tanuvasa and defensive ends Neil Smith and Alfred Williams, each with 8.5 — spearheading a defensive group that posted 44 for the season, the highest Denver total since 1993. Tanuvasa, a Dyer pupil on the Rams' practice squad in '93, showed considerable growth in his third season, and Smith was voted to his sixth Pro Bowl.

In his first two seasons in Denver, Dyer's defensive line helped the entire defensive unit improve its league ranking from 28th in 1994 to fourth in '96 — including a No. 1 ranking against the rush.

During his tenure in the NFL, Dyer has coached All-Pro linemen wherever he has been, including six-time Pro Bowler Fred Smerlas and Ben Williams in Buffalo; Jacob Green, Cortez Kennedy and Joe Nash in Seattle and Sean Gilbert in Los Angeles. While in Denver he has tutored Pro Bowl players in Alfred Williams (1996) and Neil Smith (1997). Dyer's 1994 Rams defense ranked seventh in the NFC and 12th in the league against the pass and their defensive line gave up an average of just 3.6 net yards per rush, which tied them for third in the NFC and sixth in the NFL.

In 1983, Dyer's defensive line in Seattle averaged 2.7 sacks per game, as the Seahawks advanced to the AFC Championship Game for the only time in their history. Prior to joining the Bills, Dyer served as defensive coordinator at Arizona State (1980-81) and at Michigan State (1977-79). He also coached for the Winnipeg Blue Bombers of the Canadian Football League from 1974-76 and had stints with San Jose State (1973) and Idaho (1972).

Dyer, 58, started his coaching career at Humboldt State (1964-66) before becoming head coach at Coalinga Junior College in Central California, in 1967. He was the defensive coordinator at Portland State from 1968-71.

As a player, Dyer was a center and linebacker at UC Santa Barbara from 1961-63. He attended San Gabriel High School in San Gabriel, Calif.

Dyer (5/4/40), born in Alhambra, California, makes his home in Aurora, Colo., with his wife Marjorie. They have five children: sons George and Doak, and daughters Tami, Darci, and Marni.

ALEX GIBBS • ASST. HEAD COACH / OFFENSIVE LINE

NFL Season: 16th (5th year with Broncos)



Alex Gibbs is in the fifth year of his second tour of duty with the Broncos in 1999, and his 36th year overall in coaching. He returned to Denver in 1995 to assume the role of assistant head coach/offensive line coach under Mike Shanahan, and has further enhanced his reputation as an elite coach in the National Football League.

Gibbs, who coached in Denver from 1984-87, has coached for every franchise in the AFC West except Seattle, spending time with the Raiders (1988-89), Chargers (1990-91) and Chiefs (1993-94) in addition to two tenures in Denver.

His offensive line unit has played an integral role in Denver's back-to-back World Championships, paving the way for a punishing ground game and providing superior pass protection. In seven play-off games over the past two seasons, Denver has averaged 185 rushing yards per game, while allowing just 1.4 sacks per game. The Broncos ranked No. 1 in the NFL in rushing in 1996, No. 5 in '97 and No. 3 in '98, while the offense overall led the NFL in 1996 and '97, and ranked third in '98.

Overall, the Denver offense set six franchise records in 1998, and that all began up front where Gibbs' troops served as the catalyst for such tremendous output. Those records included total offense (6,092), first downs (347), points scored (501), rushing yards (2,468), rushing touchdowns (32) and total touchdowns (62). In addition, the 1998 unit allowed just 25 sacks, the lowest total in franchise history for a 16-game season. Individually, tackle Tony Jones, center Tom Nalen and guard Mark Schlereth were each named to the Pro Bowl, due in large part to the performance they turned in blocking for NFL Most Valuable Player Terrell Davis, who gained over 2,000 yards to win the rushing title. Davis now has posted four straight 1,000-yard seasons and been named to three consecutive Pro Bowls.

Gibbs' line gained broad recognition for its contribution to Denver's first title run in 1997, clearing the way for an astonishing rushing average of 187 yards-per-game in the playoffs. In Super Bowl XXXII vs. Green Bay, the line bullied the opposition for 179 rushing yards — 100 of which came in the second half when the Broncos controlled the clock and the line of scrimmage en route to the historic win. In all, Denver running backs recorded a total of 15 100-yard games over the course of the 20-game regular season and postseason slate, including Davis' 157-yard, MVP effort in the Super Bowl.

The 1997 team also led the NFL in scoring (472) and touchdowns (55), setting franchise records in each category. The offensive line received a rare group award following Denver's '97 Wild Card win over Jacksonville, as the entire unit was named NFL Offensive Player of the Week, marking just the second time in NFL history such an award has been bestowed to an offensive line.

While the strength of the offensive line has been its ability to function as a unit, Gibbs' linemen have been singled out with Pro Bowl invitations in each of the four seasons since his return to Denver. In addition to the selections of Jones, Nalen and Schlereth last year, left tackle Gary Zimmerman was voted to the Pro Bowl in 1995 and '96, while Nalen made his first trip to Honolulu following the '97 season.

It has been Gibbs' ability to mold that unit into the league's best that has allowed the Broncos' offense to put up the most prolific four-year totals in franchise history over the 1995-98 seasons. He had worked the same magic in Kansas City, dropping the Chiefs' sack total from 48 in 1992 to 19 in '94. Under his guidance, tackle John Alt and guard Will Shields earned Pro Bowl and consensus all-rookie honors, respectively, in 1993, as the Chiefs advanced to the AFC Championship Game.

In the first two years after his return Denver (1995-96), Gibbs succeeded at the very task that had formed the basis for his glowing reputation in the NFL: protecting the quarterback. Gibbs' offensive line allowed just 57 sacks over the those two seasons — a dramatic reduction from the total of 55 allowed in 1994 alone, prior to Gibbs' return. The 57 sacks (26 in '95 / 31 in '96) were the sixth-fewest in the NFL over that two-year period (third in the AFC) and the lowest two-year total in franchise history.

In 1992, Gibbs was the offensive line coach for the Indianapolis Colts, whose sack total dropped by 13 in the one season he was there. Prior to that, he spent the 1990-91 seasons in San Diego, where he helped put together a line that propelled the Chargers to the second-best rushing offense in the league in 1991 with an average output of 140.5 yards per game. The Chargers were the league's third-most potent rushing offense in 1990, averaging 141.1 yards per game.

Gibbs spent the 1988-89 seasons with the Los Angeles Raiders, where he coached with current Bronco head coach, and then-Raiders head coach Mike Shanahan. While at Los Angeles, he helped to groom the talents of guard Steve Wisniewski, who has been an All-Pro selection seven times in his career.

Gibbs had first become an NFL assistant in 1984 with the Broncos, serving as the club's offensive line coach for four seasons. He was part of a staff that saw Denver earn trips to two straight Super Bowls (XXI and XXII). Under Gibbs' guidance, guard Keith Bishop earned All-Pro and Pro Bowl honors in 1986 and '87.

Gibbs coached at the collegiate level for 13 seasons before entering the pro ranks. He worked at Duke (1969-70) and Kentucky (1971-72) before moving to West Virginia (1973-74), where he worked under head coach Bobby Bowden. He then became the offensive coordinator/line coach at Ohio State (1975-78) where his line troops opened up the holes that enabled Archie Griffin to claim back-to-back Heisman Trophy awards. In 1979, Gibbs became offensive coordinator at Auburn, a position he held for three seasons. He then coached the offensive line at Georgia from 1982-83. Gibbs also spent three years at Mount Airy (N.C.) High School where he won a pair of state championships.

Gibbs, 58, is a native of Morganton, N.C., where he was a running back and defensive back at Davidson College. He studied pre-law and then earned his master's degree from the University of North Carolina at Chapel Hill in European history, and later received his doctorate in education from Auburn.

Gibbs is not the only athlete in his family. His son David was a defensive back on Colorado's 1990 National Championship team, where his teammates included current Broncos Alfred Williams and Tom Rouen. Gibbs' son Mark played at UCLA, and his son Chuck played for Army. David is currently the defensive coordinator/secondary coach at Minnesota.

Alex (2/22/41) resides in Englewood, Colo. He is the father of five children: sons Steve, David, Chuck and Mark, and daughter Sandy.

MIKE HEIMERDINGER • WIDE RECEIVERS

NFL Season: 5th (all with Broncos)



Mike Heimerdinger is in his fifth year coaching the Broncos' wide receivers, coming off four highly successful seasons in which his receiving corps has helped propel the Broncos' offense to its most prolific statistical showing ever, culminating in back-to-back World Championships.

Heimerdinger has not only enhanced the performance of veteran receivers like Ed McCaffrey, but has also been influential in the development of young receivers such as Rod Smith, who has flourished over the past two seasons under Heimerdinger's tutelage.

Smith in 1998 exceeded his breakout year of '97 by catching 86 passes for 1,222 yards to rank among the top four in the NFL in both categories. His yardage mark ranks third in team history, giving him the Nos. 3 and 4 marks on the list now. Not to be outdone, Heimerdinger's other starting receiver, McCaffrey, earned the first

Pro Bowl invitation of his eight-year NFL career in 1998 and was named second-team All-NFL by the Associated Press. McCaffrey caught 64 passes for 1,053 yards with a career-high 10 touchdowns (T1st AFC) to give Denver two 1,000-yard pass-catchers in the season for just the third time in franchise history — and the first time with two wide receivers.

Both Smith and McCaffrey return in 1999, along with former No. 1 draft choice Marcus Nash, who looks to step up and seize a more active role in his second season. Reinforcements have also arrived via the draft, in which the Broncos chose three receivers.

McCaffrey and Smith formed a solid receiving duo in 1997, as McCaffrey set a new career high with eight touchdown receptions (5th AFC), while Smith established himself as a big-play threat with then-career highs in receptions (70), yards (1,180) and touchdowns (12), ranking among the league leaders in all three categories.

Heimerdinger came to Denver in 1995 from Duke University where he was the offensive coordinator and offensive backs coach in 1994. In his one season at Duke he directed an offense that finished 15th in the country in scoring (32.7 per game), putting up over 40 points on five occasions. The Blue Devils enjoyed one of the finest seasons in school history in 1994, finishing with an 8-3 regular season record and earning a bid to the Hall of Fame Bowl, only their second bowl appearance in 35 years.

Heimerdinger also helped to develop the skills of running back Robert Baldwin, who led the Atlantic Coast Conference in rushing with 1,187 yards and also had 12 touchdowns.

The 46-year old Heimerdinger has a history of running successful offensive units. While coaching at Rice from 1989-93, he ran an attack that produced 1991 Doak Walker Award winner Trevor Cobb and quarterbacks Donald Hollas and Bert Emmanuel. The Owls pulled off a rare feat during Heimerdinger's tenure, as they produced the school's first back-to-back winning seasons since 1960-61.

Prior to his stay with Rice, Heimerdinger was the offensive coordinator at Cal State Fullerton in 1988. Among the offensive records recorded by his unit that season was a new standard for points in a game (58).

Heimerdinger began his coaching career in 1975 as head coach at Johnsbrough High School in McHenry, Ill., where he remained for five years before accepting a graduate assistant position at Florida in 1980. One-year stints at Air Force (1981) and as quarterbacks coach at North Texas (1982) followed, before Heimerdinger returned to Florida (1983-87). Two years at Florida (1980, '83) came while his former college teammate Mike Shanahan was the Gators' offensive coordinator, also coinciding with Broncos' strength coach Rich Tuten's tenure in Gainesville (1980-88). With Shanahan as offensive coordinator and Heimerdinger as receivers coach in 1983, the Gators ranked among the nation's top passing teams. They also enjoyed bowl success during Heimerdinger's tenure, playing in the 1983 Gator Bowl and 1987 Aloha Bowl, while also posting identical 9-1-1 records in both 1984 and 1985.

Heimerdinger earned his bachelor's degree in history from Eastern Illinois in 1975, and his master's in administration from Northern Illinois. He played wide receiver at Eastern from 1970-71, and also played for the Panther's baseball team as a centerfielder, participating in the Division II College World Series in 1974.

Heimerdinger was born in Dekalb, Ill., Oct. 13, 1952. He and his wife Kathie live in Highlands Ranch, Colo., with their daughter, Alicia, and son, Brian.

GARY KUBIAK • OFFENSIVE COORDINATOR/QUARTERBACKS

NFL Season: 6th (5th year with Broncos)



Gary Kubiak is in his fifth season as Denver's offensive coordinator in 1999, coming off four highly successful seasons in which the offensive unit has produced numbers unparalleled in the history of the organization, culminating in back-to-back World Championships.

Kubiak, who now owns three Super Bowl rings, is one of just eight NFL coaches to win a Super Bowl with two different franchises (San Francisco, 1994) and one of just five to win a title with a team from each conference.

He returned to the Broncos organization in 1995 with head coach Mike Shanahan, after the pair coached together in 1994 in San Francisco, where Shanahan was offensive coordinator, Kubiak was quarterbacks coach and fellow Broncos assistant coach Brian Pariani (tight ends) was an offensive assistant.

Kubiak's return to Denver — where he played quarterback behind All-Pro John Elway from 1983-91 — has been marked by extraordinary success. The Broncos have produced the National Football League's No. 1 offense twice during Kubiak's tenure (1996-97) — a first in franchise history — and the third-ranked unit in his other two campaigns (1995, 1998). The total offensive numbers produced in Kubiak's first four years at the controls mark the most prolific four-year totals in club annals.

The Broncos have set new single-season standards for touchdowns and points scored in each of the past three years, and have posted a new record for yards per rush in each of the past two seasons, while also scoring 30 or more points in a game 36 times (including four times in post-season) in the 72 regular and postseason games since Kubiak's hire. In the four years that Kubiak has been at the controls of the Denver offense, Denver has accumulated more rushing yards (9,002) and total yards (23,795) than any team in the NFL.

Denver has had 18 Pro Bowl selections from the offensive side of the football in Kubiak's four seasons as offensive coordinator, and is the only team in NFL history to produce a 3,000-yard passer (John Elway), a 1,500-yard rusher (Terrell Davis) and a 1,000-yard receiver (Shannon Sharpe; and Rod Smith in '97) two years in a row, doing so in 1996 and '97.

Denver set six offensive franchise records in 1998, establishing new marks for total yards (6,092), rushing yards (2,468), touchdowns (62), rushing touchdowns (32), points (501) and first

downs (347), as the Broncos scored 30 or more points in 12 of their 19 games. Davis was the NFL rushing champion, gaining a franchise-record 2,008 yards to become just the fourth NFL player ever to top 2,000. Davis, named the league's Most Valuable Player, was joined by John Elway, Tony Jones, Ed McCaffrey, Tom Nalen, Mark Schlereth and Shannon Sharpe to give Denver an unprecedented seven offensive players voted into the Pro Bowl, and Elway closed his Hall of Fame career as Most Valuable Player of Super Bowl XXXIII.

Davis won the AFC rushing title (2nd NFL) with 1,750 yards in 1997, and went on to win Super Bowl Most Valuable Player honors en route to an all-time NFL record for rushing attempts and yards in a combined regular and postseason. Elway, Davis, Sharpe and center Tom Nalen earned Pro Bowl berths in '97, while the offense set club records for points (472; 1st in NFL), touchdowns (55; 1st in NFL) and yards per rush (4.6), and led the league in total offense for the second straight year. The rushing total of 2,378 yards was the highest since the team record of 2,451 was set in 1978.

The Broncos led the NFL in total offense for the first time in 1996 after figuring third (1st AFC) in '95 with a franchise-record 377.5 yards-per-game average. The '96 club set a new team record for total points (391) and tied the record for highest average gain per rush (4.5) which was set a year prior, in Kubiak's first season. Davis led the AFC in rushing (2nd NFL), broke five team records, was named AFC Offensive Player of the Year and was selected to his first Pro Bowl.

Davis and Elway joined tight end Shannon Sharpe and tackle Gary Zimmerman to give Denver four offensive players in the Pro Bowl. The 1996 Broncos offense, under Kubiak's direction, became just the fifth in NFL history — and first in Broncos history — to produce a 3,000-yard passer (Elway — 3,328), 1,500-yard rusher (Davis — 1,538) and 1,000-yard receiver (Sharpe — 1,062) in the same season.

Kubiak wasted no time making an impact in his first season as offensive coordinator, as the 1995 Broncos broke team records for points scored (388), total yards (6,040), passing yards (4,260), first downs passing (205) and highest average gain per play (5.7; tops in the AFC). Individually, wide receiver Anthony Miller topped the 1,000-yard mark (1,079) and set a franchise record for touchdown receptions (14), while Davis topped the 1,000-yard rushing mark (1,117) and finished second in the NFL Rookie of the Year balloting. Overall, three members of the Broncos' offensive unit — Miller, Sharpe and Zimmerman — were chosen to play in the Pro Bowl.

During the 1994 season, Kubiak coached the league's most dominating quarterback, Steve Young, in San Francisco. Young not only led the 49ers to a victory in Super Bowl XXIX, but he also earned Super Bowl MVP honors, as well as the NFL's Most Valuable Player award, besides setting numerous passing records during the campaign. He also became the NFL's all-time passer-rating leader and the first quarterback to lead the league in passing four years in a row.

Prior to his year in San Francisco, Kubiak coached the running backs at his alma mater, Texas A&M, from 1992-93. During his two seasons the Aggies posted a record of 22-3 and played in back-to-back Cotton Bowls. His star pupil at A&M was Greg Hill, a first-round pick by Kansas City in 1994. Hill was second-team All-America as a junior (*The Sporting News*) and first-team All-Southwest Conference, as well as an All-SWC pick as a senior by the *Dallas Morning News*, despite missing four games. He rushed for 2,046 yards and 21 touchdowns in Kubiak's two years at College Station. Also in Kubiak's backfield were current Broncos Detron Smith and Leeland McElroy.

Before embarking on his coaching career, Kubiak played nine seasons (1983-91) as a quarterback for the Broncos. During that time he was a member of three Super Bowl teams and appeared in 11 of the 14 playoff games played by the Broncos during his tenure. He played in 119 games for Denver (second all-time among quarterbacks behind John Elway), with five starts over that period (4-1 record). Kubiak completed 173 passes in 298 attempts for 2,020 yards, with 16 interceptions and 14 touchdowns. He also rushed for 238 yards and two touchdowns, and his completion percentage of .581 is the second-best mark in team history. Kubiak also holds the Broncos' single-season record for interception avoidance with a mark of .013 (one interception in 75 attempts), set in 1984.

Kubiak's finest moment as a Bronco was probably his final performance in a Denver uniform, when he relieved an injured John Elway in the 1992 AFC Championship Game at Buffalo (1/12/92) and completed 11-of-12 passes for 102 yards and added 22 yards rushing, though the Broncos fell to the Bills 10-7. He entered the game in the fourth quarter and drove the Broncos into Buffalo territory three times, including an 85-yard touchdown drive that cut Denver's deficit to three points. Kubiak was an eighth-round draft pick of the Broncos in 1983.

As a player at Texas A&M, Kubiak made the Player's All-SWC team in 1982 and earned appearances in the Blue-Gray and Hula Bowl all-star games. In 1982 he led the SWC in attempts (324), completions (181), percentage (55.9), yardage (1,948), touchdowns (19) and total offense (1,885). As a junior he set conference records for touchdown passes in a game (six against Rice) and percentage in a game (19-21 for 90.5% against Arkansas), and ranked second in the SWC in passing (1,908) and total offense (1,886). He has a degree from A&M in physical education.

While at St. Pius High School in his native Houston, Gary made all-state, all-district, and All-America and set the state passing record with 6,190 yards. He lettered four years in football, basketball and baseball, and made all-state in all three sports in both his junior and senior years. He was also all-state twice in track.

Kubiak was recognized for his outstanding accomplishments with induction into the prestigious Texas High School Sports Hall of Fame in March 1999.

Gary (8/15/61) and his wife, Rhonda, reside in Greenwood Village, Colo., with their three sons, Klint, Klay and Klein.

PAT MCPHERSON • OFFENSIVE ASSISTANT

NFL Season: 2nd (2nd with Broncos)



Pat McPherson, in his second year on the Broncos' coaching staff, moves into his new role as an offensive assistant, after breaking in last year as a defensive assistant. In his new role he will handle a variety of quality control duties on the offensive side of the ball.

Working with the defensive staff in 1998, McPherson played a role in tutoring a defense that ranked third in the NFL against the run, and 11th in the overall defensive rankings.

McPherson was hired by the club April 7, 1998 following a four-year coaching stint at his high school alma mater, Bellarmine College Prep in San Jose, Calif. In addition to coordinating the defense and coaching the inside linebackers, McPherson's duties also included teaching English, algebra and physical fitness. During his tenure at Bellarmine, the football team compiled a record of 35-11, won three consecutive league titles and made one section championship appearance as well as two semifinal appearances. He also gained valuable coaching experience volunteering with the San Francisco 49ers in 1996, in a defensive quality control capacity.

McPherson holds a bachelor's degree in English and an M.B.A. from Santa Clara, where he captained the football team and was voted Most Inspirational Player as an inside linebacker during his senior season of 1992. He began his collegiate career at UCLA in 1987, where he received the Charles Pike Award in recognition of the school's outstanding freshman football player. McPherson signed with the 49ers as a rookie free agent in 1993 and participated in three preseason games, including one versus the Broncos at Mile High Stadium.

A native of San Jose, Calif., McPherson was an all-state and All-America inside linebacker at Bellarmine College Prep, where he earned Scholar-Athlete of the Year honors as a senior. He was voted captain of the North team in California's North-South Shrine Game played at the Rose Bowl.

McPherson, 30, worked with the National Multiple Sclerosis Society in Santa Clara, Calif., in 1994, organizing and implementing the chapter's largest fund-raising event, the 1994 MS Walk. His father, Bill McPherson, has 21 years of NFL coaching experience, and is currently with the 49ers.

Pat was born April 15, 1969 in Santa Clara, Calif. He is single and resides in Littleton, Colo.

BRIAN PARIANI • TIGHT ENDS

NFL Season: 10th (5th year with Broncos)



Brian Pariani is in his fifth year coaching the Broncos' tight ends, a group that has played an integral role in the club's offensive success in recent seasons, culminating in back-to-back World Championships. Pariani came to the Broncos in 1995 after spending the previous five seasons (1990-94) with the San Francisco 49ers, coaching alongside Broncos head coach Mike Shanahan and offensive coordinator Gary Kubiak.

With Denver's win in Super Bowl XXXII, Pariani joined a list of just eight NFL coaches who have won World Championships with two different organizations, and one of just five to win a title with a team from each conference. The Broncos' triumph in Super Bowl XXXIII now makes Pariani a three-time Super Bowl winner.

Upon his arrival in 1995 Pariani inherited the league's top tight end in Shannon Sharpe, who has since gone on to earn four more



consecutive Pro Bowl appearances, bringing his career total to seven. Even more impressive, however, has been the development of Sharpe's backups, Dwayne Carswell and Byron Chamberlain, under Pariani's tutelage. The pair has played a vital role in the Denver offense, and along with Sharpe, formed a three-man unit that has remained intact throughout Pariani's four years in Denver.

Last year Sharpe led all NFL tight ends in receiving yards (768), while ranking third among his peers in receptions (64) and tying for the AFC lead in receiving touchdowns (10). He was a unanimous All-NFL selection for the seventh straight year, and became the first tight end in league history to post seven straight 50-catch seasons. The Broncos' depth at tight end was never more evident than in their Super Bowl XXXIII win over Atlanta, when Sharpe left the game in the first quarter with a knee injury. Carswell and Chamberlain performed admirably, with Chamberlain catching three passes for 29 yards and recovering two Atlanta on-side kicks.

In 1997 Sharpe led the club in receptions (72) for the sixth straight year, and led all NFL tight ends in receptions and receiving yards (1,107) for the second straight year. Sharpe's 1,107 yards represented a career high, and marked his third 1,000-yard season, tying him with Todd Christensen and Kellen Winslow for most 1,000-yard seasons by a tight end in NFL history.

In 1996 Sharpe set career highs for receiving yardage (1,062) and touchdowns (10), while posting his second-most receptions (80) to lead all NFL tight ends in each category, en route to All-NFL honors.

Overall, Pariani's tight ends have caught more passes (343) for more yards (4,279) over the last four seasons than any other group of tight ends in the NFL. That productivity has helped propel the Broncos' offense to the most prolific four-year totals in franchise history, highlighted by a No. 1 NFL total offense ranking in 1996 and '97. The 1998 team set franchise records for touchdowns (62), points (501), total offense (6,092) and first downs (347).

Pariani started his NFL coaching career in 1990 as a scouting assistant with the 49ers. He then became the team's offensive coaches' assistant for the next four seasons, working directly with the offensive coaches and quarterbacks, assisting with daily practices and game plans. The 49ers' offense led the league in total yards in 1992 and '93, and scored a team-record 505 points and 62 touchdowns in '94 en route to a Super Bowl title.

After earning his political science degree from UCLA in 1989, Pariani served as a graduate assistant with the Bruins, helping head coach Terry Donahue's offense during the 1989 season.

Pariani attended Marin (Calif.) Catholic High School where he played football, baseball and basketball. He is a native of San Francisco, Calif. (7/2/65). He, his wife, Stephanie, and daughter, Jessica, reside in Castle Pines, Colo.

RICKY PORTER • ASST. STRENGTH & COND.

NFL Season: 4th (3rd year with Broncos)



Ricky Porter is in his third year on the Denver Broncos' coaching staff, expanding his role in 1999 to include responsibilities with the strength and conditioning program, as well as quality control duties with the offensive coaching staff. Porter began with the Broncos in 1997 as an offensive assistant, after spending the 1996 season in the same capacity with Tampa Bay.

Porter has spent the past two seasons working with an offensive unit that has ranked among the best in the NFL, and produced numerous franchise records, en route to back-to-back World Championships. The 1997 team led the NFL in total yardage (5,872) for the second year in a row, while the '98 club topped that mark (6,092), along with four other franchise records. Offensive highlights also came from NFL Most Valuable Player Terrell Davis, who became just the fourth player in league history to rush for over 2,000

yards in a single season, en route to the NFL rushing title.

Prior to his stint with the Buccaneers, Porter worked as a scout for National Football Scouting in 1995, where his primary responsibility was assessing talent in the Ohio Valley region.

Porter has had previous NFL coaching experience with Buffalo (1991), New Orleans (1993) and Detroit (1994) through the league's Minority Coaching Fellowship Program. His first full-time experience came at his alma mater, Slippery Rock State, where he coached the running backs and special teams in 1990-91 before moving on to handle the same responsibilities at Kent State from 1992-93.



The 39-year-old Porter played five years in the NFL with Detroit (1982), Baltimore (1983) and Buffalo (1987-89). He also played for the USFL's Memphis Showboats in 1985 and the CFL's Montreal Alouettes from 1986 until the club folded during the 1987 season. The Alouettes' director of football operations at that time was Marv Levy who was later responsible for bringing Porter to Buffalo.

A member of the Slippery Rock Sports Hall of Fame, Porter was the first player ever drafted from the Division II school, chosen by Detroit in 1982 after rushing for 3,124 yards over his four-year career. A three-time all-conference, two-time All-America and two-time team MVP, Porter led the nation in rushing as a senior in 1981, and also starred for the Rockets' baseball and track teams. In 1990 he put his baseball skills to use as a member of the Baltimore Orioles' AAA Rochester Red Wings. Porter holds a bachelor's degree in communications from Slippery Rock and a master's degree in athletic administration from Kent State.

A native of Sylacauga, Ala. (1/14/60), Porter grew up in Baltimore, Md., where he was a three-sport star at Milford Mills High School. He is a member of the Fellowship of Christian Athletes, and while at Slippery Rock in 1982 was named ESPN's Amateur Athlete of the Week. Ricky and his wife, Carla, reside in Highlands Ranch, Colo., with their sons, Armani Vaniko (11/3/95) and Otavio Vantaj (6/3/98).

GREG ROBINSON • DEFENSIVE COORDINATOR

NFL Season: 10th (5th year with Broncos)



Greg Robinson is in his fifth season as the Broncos' defensive coordinator in 1999, a position in which he has guided steady and dramatic improvement, and crafted the Denver defense into one of the best in the NFL. Over the past two seasons, the Broncos' defense has been a dominant force in the postseason, and played a crucial role in the club winning back-to-back World Championships.

Robinson had spent the previous five seasons with the New York Jets, serving as defensive coordinator in 1994 after four years coaching the team's defensive line. While there he worked with Broncos defensive backs coach Ed Donatell (1990-94) and Director of Pro Scouting Jack Elway (1990).

The performance of Robinson's defense throughout the 1998 playoffs was paramount to Denver's quest for a second straight title.

Denver allowed its opponents just 53 rushing yards per game in the postseason, and forced an unbelievable 13 turnovers in just three games, giving Denver a +12 turnover ratio. Add that to an impressive +10 ratio for the regular season, and Denver boasted a +22 ratio for all of 1998. In each of the Broncos' first two postseason games, the defense allowed a franchise-low 14 rushing yards, and in the entire postseason allowed just 25 points and two touchdowns.

The Broncos ranked third in the NFL in rushing defense last season, allowing just 80.4 yards per game, the lowest in franchise history. The top two full-season rushing defense figures in franchise history have now come during Robinson's tenure (1st-1998, 2nd-1996). Over the final 11 games of the season (including postseason), Denver allowed just 56.6 rushing yards per game, and for the season, allowed just two individuals to rush for more than 100 yards. Additionally, the Broncos allowed fewer than 20 points in 11 of their 19 regular or postseason games in 1998.

The Broncos' defense was equally impressive in 1997, when Denver won its first World Championship. Robinson carried out a brilliant game-plan in Super Bowl XXXII to control the explosive Green Bay offense, resulting in a 31-24 win. Robinson's defensive unit rose to the occasion when most challenged, limiting the Packers to an 0-of-7 showing on third-down attempts in the second half, and 0-of-1 on fourth down. Out of six occasions during the entire playoffs in which opponents began a drive in Denver territory, just two netted points, and both were field goals. During the regular season, opponents were shut out once and held to three points on three other occasions.

Under Robinson's direction, nine Pro Bowl selections have been bestowed upon Broncos defensive players in the past four years, including linebacker Bill Romanowski and safety Steve Atwater in 1998. In addition to those nine, linebacker John Mobley was recognized with Associated Press All-NFL honors in '97, in just his second NFL season.

The 1996 defensive unit featured five players who would earn Pro Bowl honors — safeties Atwater and Tyrone Braxton, defensive tackle Michael Dean Perry, Romanowski and defensive end Alfred Williams.

In his first two years as defensive coordinator, Robinson guided an improvement in overall league rank from 28th the year prior to his arrival ('94) to fourth in '96, and has kept his unit among the league's best in the two years since.

The 1996 ranking was buoyed by a No. 1 standing against the rush for only the second time in franchise history, paving the way for the lowest yardage total allowed (4,470) by a Broncos team since 1978. The defense set franchise records for fewest rushing yards allowed in a 16-game/non-strike season and fewest rushing first downs in a 16-game season, while allowing just two opponent backs to rush for 100 yards.

Robinson set out to upgrade the defense immediately upon his arrival in 1995, improving the Broncos' total defense ranking 13 places to 15th. His defense posted one shutout during the season (27-0 over Oakland on Monday Night Football, Oct. 16) and held opponents under 10 points on three other occasions. Atwater represented the Broncos' defense in Honolulu with his sixth straight invitation to the Pro Bowl.

During his last four years with New York, Robinson's defense forced 151 turnovers, most in the AFC and second-most in the NFL during that span (Philadelphia was first with 155). They also improved from 27th in the league in total defense in 1989 (374.6 yards per game) to eighth in 1993 (294.5 yards per game). As the defensive coordinator in 1994, his defense tied with Kansas City for second in the AFC and the NFL in takeaways (38), two behind New England. They finished the season with 29 sacks and gave up just 20 points per game, 6th best in the AFC.

The Jets' defensive line also saw dramatic improvement under Robinson's tutelage. They were fifth in the NFL in rush defense in 1993 (92.1 yards per game — down from 133.5 in 1989) and improved to 17th in the NFL in pass defense (202.4 yards per game), while 18 of the defense's 32 sacks were produced by the line. The defense also ranked No. 1 in the AFC against the run in 1991 (90.1 yards per game — a 36-yard improvement over 1990) and recorded 35 sacks.

Robinson has also been instrumental in the development of many young players, including defensive linemen Jeff Lageman, former Bronco Marvin Washington and linebacker Mo Lewis while with the Jets. Lageman and Washington combined for 54.5 sacks from 1990-94, with Lageman leading the team with 6.5 in 1994, 8.5 in '93 and '91, and Washington leading the way with 8.5 in 1992. Lewis led the team in tackles in 1994 with 155, had four interceptions, six sacks and five forced fumbles.

Prior to his stay in New York, Robinson coached for eight years at UCLA (1982-89) under head coach Terry Donahue, primarily as a defensive assistant but also as an offensive coordinator in 1989. He had been promoted to assistant head coach for the 1990 season, but opted to join the Jets instead.

While at UCLA, Robinson coached the defensive line for the Bruins from 1982-88. Many of his former pupils have moved on to the NFL, including current Bronco Mike Lodish, former Washington Redskin Jim Wahler and new Broncos defensive assistant coach Terry Tumeay, a three-time All-Pac-10 performer. His run defense ranked in the Top 10 in the nation in 1987 and '88, allowing just 95 yards per game over two seasons. In 1985, the Bruins led the nation in defense against the run at 70.3 yards per game. Their defense also averaged over 40 sacks a year from 1985-88.

During his one season on the offensive side of the ball, Robinson helped groom the talents of several future NFL players, including former Broncos quarterback Tommy Maddox, former Dolphins wide receiver Scott Miller and former Chiefs wide receiver Sean LaChapelle. The Bruins' 1989 offense also produced two All-Americans in center Frank Cornish (Charger, Cowboys, Jaguars, Eagles) and tight end Charles Arbuckle (Saints, Chargers, Colts).

Robinson coached at North Carolina State from 1980-81 where he helped recruit former Wolfpack linebacker and current Broncos linebackers coach Frank Bush. He coached at Cal State Fullerton from 1977-79 and at the University of the Pacific from 1975-76, where he worked with the wide receivers as a graduate assistant, and later the defensive line.

A native of Los Angeles, Robinson began his collegiate playing career as a linebacker at Bakersfield Community College from 1970-71, playing on a team that was ranked No. 1 in the nation. He then went on to play linebacker, center and tight end at the University of the Pacific from 1972-74. He earned his bachelor's degree in political science from Pacific in 1975. Robinson is a graduate of Garces High School in Bakersfield, Calif.

Robinson, 47 (10/9/51), lives in Aurora with his wife Laura and his son Dominic, and daughters Lindsay and Leslie Ann.

GREG SAPORTA • ASST. STRENGTH & COND.

NFL Season: 5th (all with Broncos)



Greg Saporta is in his fifth season as an assistant in the strength and conditioning department for the Broncos. He assists Head Strength Coach Rich Tuten in coordinating the year-round strength and conditioning program for the Broncos' players.

Saporta came to the Broncos in 1995 from the University of Florida where he spent two separate stints as an assistant strength coach under Tuten. He originally began as a student assistant at Florida in 1981, and became assistant strength coach in 1985. Saporta held that position until 1988, when he went to the University of North Carolina to assume the same position from 1988-92, once again working with Tuten, who had been named Strength Director. Saporta then returned to Florida in 1992 to resume his position as assistant strength coach, which he held until April 1995 when he joined the Broncos' staff. He also coached with Broncos head coach

Mike Shanahan and wide receivers coach Mike Heimerdinger at Florida.

During his time at both Florida and North Carolina, Saporta worked with many athletes who went on to enjoy success in the NFL, including former Broncos players Ray Jacobs and Rondell Jones (North Carolina), as well as 1996 Broncos draftee Mark Campbell (Florida).

Saporta, 42, received his bachelor's degree in physical education with a concentration in exercise physiology from Florida in 1985. He previously had attended Buffalo State University in New York, where he lettered for two years in football and rugby, as well as participating in track. Greg has also worked in the past with Big Brothers and Big Sisters.

Saporta, born Feb. 18, 1957, is originally from Manhattan, N.Y. He resides in Denver, Colo.

RICK SMITH • DEFENSIVE ASSISTANT

NFL Season: 4th (all with Broncos)



Rick Smith is in his fourth year on the Broncos' coaching staff, assisting the Broncos' defensive coaches in all aspects of game preparation and practice regimen.

During Smith's first three years the Broncos' defense has consistently ranked among the NFL's best, with rankings of No. 4 in 1996 and No. 5 in 1997, and has played an integral role in Denver securing back-to-back World Championships.

The Broncos' defensive secondary accounted for six of the club's astonishing total of seven interceptions in the three postseason games last year.

Denver's pass defense in 1997 posted a No. 5 ranking in the NFL, and limited four of the 16 regular season opponents to 3 points or fewer, including one shutout.

In his first year, Smith helped coach a defensive unit that improved from No. 15 to No. 4 in the NFL — including a No. 1 ranking against the run for just the second time in franchise history. The defense set or tied three different franchise records in 1996.

Smith, 30, was hired April 3, 1996, following a two-year stint as defensive backs coach at his alma mater, Purdue. He had left Purdue in February to accept a coaching position at Texas Christian, but spent just one month there before being hired by the Broncos.

A 1992 Purdue graduate, Smith began his coaching career with the Boilermakers shortly after his graduation, serving as the school's assistant strength and conditioning coordinator. In that role, Smith worked exclusively with football, volleyball and wrestling before being promoted to the role of interim strength and conditioning coordinator during the summer of 1993. While coaching at Purdue, Smith began graduate studies in educational administration, and received his master's degree in the summer of 1995.

Smith was a starter at strong safety and defensive captain for Purdue as a senior in 1991.

A native of Petersburg, Va. (9/3/69), Smith attended Meadowdale High School in Dayton, Ohio.

Smith, a member of the Fellowship of Christian Athletes, is single and makes his home in Parker, Colo.

JOHN TEERLINCK • PASS RUSH SPECIALIST

NFL Season: 11th (3rd with Broncos)



John Teerlinck is in his third year as pass-rush specialist on the Broncos' staff, hired in February 1997 to that newly-created position. Teerlinck has established himself as one of the NFL's best in that area in his 10 seasons in the league, and is largely responsible for the development of several of the league's most dominant pass rushers.

The increased emphasis on the pass rush, and the resulting pressure on opposing quarterbacks, has been the starting point for a defensive effort that has helped lead Denver to back-to-back World Championships. For the second consecutive year, defensive linemen tied for the team lead in sacks in 1998, as Trevor Pryce and Maa Tanuvasa each posted 8.5. The team total of 47 was the highest by a Denver club since 1992, and the second-highest in the AFC. The line also played an integral role in Denver posting a No. 3 ranking against the rush last year, and allowing just two opposing

running backs to top the 100-yard mark.

With all four starters returning in 1998, in addition to a strong mix of veterans and promising young players vying for time in the defensive line rotation, the unit appears poised to put even greater pressure on opposing quarterbacks.

The performance of the defensive line in 1997 was crucial to the Broncos' successful navigation through a four-game postseason slate, which included 11 sacks, and culminated with the first World Championship in franchise history.

The line boasted three players with at least eight sacks — defensive ends Neil Smith and Alfred Williams, and Tanuvasa each with 8.5 — spearheading a defensive group that posted 44 for the season, the highest Denver total since 1993. Especially promising was the development of Tanuvasa, who had entered the year with five career sacks over his first two seasons.

Teerlinck came to Denver from Detroit where he had spent two seasons as the Lions' Assistant Head Coach/Defense. While there he dramatically improved the club's sack totals, posting an average of 37 per season, up from a total of 28 the year prior to his arrival. His 1995 squad registered 42 sacks for an NFC-high 317 yards lost. Individually, Henry Thomas posted a career-high 10.5 sacks under Teerlinck's guidance in 1995 — the most by a Lion since 1988 — and in '96 Robert Porcher notched a career-high 10 to lead the team.

Prior to his two-year stint in Detroit, Teerlinck spent three years as the defensive line coach for the Minnesota Vikings. Under his tutelage, the Vikings' defensive line was known for its dominating play and relentless pursuit of opposing quarterbacks. Three of the four linemen he coached in Minnesota were named All-Pro. The Vikings led the league in rushing defense each of his last two seasons (the Vikings limited their opponents to 68.1 yards per game in 1994, the fourth-fewest in NFL history) as Minnesota led the league in total defense in 1993 and finished fifth in 1994.

In 1993, the Vikings led the NFC in defense against the run and finished third in the league in sacks-per-pass-play. Also in 1993, the Vikings' front four totaled 41 sacks, the most by any defensive line in the league and more than 16 other entire teams in the league. The Vikings' 51 sacks in 1992 were the second-most in team history and Chris Doleman was named the NFC's Defensive Player of the Year. Teerlinck has the distinction of tutoring two conference defensive players of the year: former Bronco Michael Dean Perry in 1989 while the two were with the Cleveland Browns, and John Randle in Minnesota, whom Teerlinck groomed from an undrafted rookie to a consensus All-Pro in 1993-94.

Teerlinck spent one season with the Los Angeles Rams (1991) before joining the Vikings staff, and prior to that spent two seasons with Cleveland (1989-90) where the Browns set a franchise record in 1989 with 45 sacks. He began his pro coaching career in 1983 under the late George Allen with the USFL's Chicago Blitz, who would later become the Arizona Wranglers. The team led the USFL in defense and sacks in each of his three seasons. Teerlinck's players also held nine of the 12 All-USFL defensive line spots available during the league's three-year existence.

Teerlinck spent three years (1980-82) at the University of Illinois under Mike White before moving into the pro ranks. During Teerlinck's tenure, the Fighting Illini had back-to-back winning seasons (1981-82) and played in their first bowl game since the early 1960s. Teerlinck spent two years (1978-79) as the defensive coordinator at Eastern Illinois, along with Broncos Head Coach Mike Shanahan, prior to joining the Fighting Illini staff. In 1978, the Panthers won the NCAA Division II national title with Teerlinck and Shanahan on the coaching staff. His first coaching job was at Iowa Lakes Junior College in 1977 after being released from the San Diego Chargers' roster in late August.

A fifth-round draft choice by San Diego in 1974, Teerlinck started two games at defensive end his rookie season. He started five of the first six games at defensive tackle in 1975 before suffering a knee injury, which ended his career two years later.

Teerlinck earned Little All-America honors and was co-captain as a senior at Western Illinois. He was the team's defensive MVP after posting 122 tackles and 14 sacks in 1973. He still holds a share of the school's single-game record with four sacks in a 1973 contest.

A 48-year old native of Rochester, N.Y. (4/9/51), Teerlinck was named All-Chicago Catholic League at Fenwick High School. He holds a bachelor's degree in physical education from Western Illinois and earned a master's degree in education from Eastern Illinois. In 1986 he opened a highly successful brokerage business in Phoenix, Ariz.

John and his wife, Sue, have five children: Ann, Bill, Mark, Molly and Mary.

TERRY TUMEY • DEFENSIVE ASSISTANT

NFL Season: 1st (1st with Broncos)



Terry Tumey is in his first season with the Broncos, working with the defensive coaching staff in the role of defensive assistant. He has previous experience with the Broncos, assisting the coaching staff during the 1998 training camp as a Coaching Fellow.

Tumey joins the staff after four seasons as the defensive line coach at his alma mater, UCLA, where he also handled the PAT and field-goal block units. Tumey molded the Bruins' defensive line into a formidable unit that ranked among the best in the nation at stopping the run.

Prior to joining the UCLA coaching staff on a full-time basis in 1995, Tumey served as a graduate assistant for the Bruins in 1992.

A three-time All-Pac-10 first-team choice as a nose guard at UCLA (1985-87), Tumey still ranks second on the Bruins' all-time list with 39 tackles for loss and third on the quarterback sack list with 25.

He is one of just six UCLA players in the last 32 years to earn first-team all-conference honors three times, and was a driving force behind a club that compiled a 27-7-2 record over his final three years. Overall, Tumey played on four winning bowl teams at UCLA, during which time the team went 36-10-2 and was ranked in the final top 10 nationally three times.

Tumey earned his bachelor's degree in political science from UCLA in 1988, and a master's in business administration in 1993. He was a teammate of Broncos defensive tackle Mike Lodish.

A native of Tulsa, Okla., Tumey starred at Booker T. Washington High School where he earned all-state honors in football and track and field (shot put), and lettered in wrestling. He was also a member of the National Honor Society.

Terry and his wife, Candace, have a two-year-old daughter, Cameron, and the family makes its home in Parker, Colo.

BOBBY TURNER • RUNNING BACKS

NFL Season: 5th (all with Broncos)



Bobby Turner is in his fifth season as the Broncos' running backs coach, a position he took over in 1995 and has since raised to a level unmatched in franchise history. The productivity of Denver's running game and the play of Turner's star pupil Terrell Davis has been at the core of the Broncos' drive to back-to-back World Championships.

Since Turner's hire, the Broncos have produced more rushing yards (9,002) and total yards (23,795) than any team in the NFL, largely due to the emergence of Davis as the premier running back in the league, and perhaps the game's most outstanding player overall.

Denver set six franchise records on offense in 1998, including rushing yards (2,468), rushing touchdowns (32) and fewest fumbles lost in a season. The Broncos have ranked in the league's top 5 in rushing every season under Turner, including a No. 1 ranking in 1996 and a No. 2 standing in '98.

Turner has achieved great success in his first four years in Denver grooming Davis, who has rushed for over 1,000-yards in all four of his NFL seasons — including a club-record 2,008 in 1998

that ranked as the third-best season in league history and propelled Davis to NFL Most Valuable Player honors. In so doing, Davis became just the second Bronco ever to win the league rushing title (Otis Armstrong, 1974), and also became the Broncos' all-time leading rusher with 6,413 yards in just four seasons. He capped his brilliant year with 102 yards in Super Bowl XXXIII as Denver captured its second straight World Championship.

Fullback Howard Griffith has also been outstanding, giving Turner arguably the finest backfield duo in the entire league. In addition to his stellar blocking for Davis, Griffith scored three touchdowns in the 1998 postseason, including two rushing scores in the Super Bowl win over Atlanta, and a receiving touchdown in the AFC Championship Game vs. the Jets. The latter ignited a 20-point Denver scoring barrage in the third quarter to erase a 10-0 deficit.

Davis closed the 1997 campaign as Most Valuable Player of Super Bowl XXXII, as the proficiency of the running game was instrumental in Denver securing the first World Championship in the 38-year history of the franchise. The Broncos' 2,378 rushing yards for the season were, at the time, the second-most by a Broncos team, trailing only the 1978 total of 2,451.

The Broncos rushed for 179 yards in the Super Bowl win, including 100 in the second half when Denver began to take control of the game. The team averaged an astonishing 187 yards per game on the ground during the playoffs, and Davis came up just 20 yards shy of setting an all-time NFL record for rushing yards in single postseason (581).

Among the club records set by the Broncos in 1997 was a new standard for average yards per rush (4.6), topping the previous record of 4.5 set in Turner's first year, 1995, and matched a year later. The Broncos boasted an individual 100-yard rushing performer in 15 of the 20 regular and postseason games in 1997, including two (Davis and Derek Loville) in the Broncos' Wild Card win over Jacksonville, just the third time in NFL postseason history that feat has been accomplished. In that contest Denver rushed for 310 yards, the fifth-highest postseason figure in NFL history.

The Broncos led the league in rushing in 1996 for the first time in franchise history, and Davis set five club rushing records under Turner's guidance, blossoming into one of the league's finest running backs. The '96 Broncos' league-leading total of 2,362 rushing yards was the second-highest single-season mark in franchise history at that time.

Turner wasted no time in 1995 making his mark in Denver, leading the running game to its highest yardage total since 1991 with 1,995 yards on the ground. Davis, then a rookie, topped the 1,000-yard plateau (1,117) and went on to finish second in the Associated Press Rookie of the Year balloting. Overall, the Denver offense posted the most prolific numbers in franchise history in 1995, thanks in part to a balanced rushing and passing game.

Prior to his arrival in Denver, Turner was assistant head coach, offensive coordinator and running backs coach at Purdue. During his tenure the Boilermakers' running game and entire offense improved each season, going from 106th in the nation in 1990 to 12th in '94, a season in which it set numerous school records and ranked nationally in many categories, including rushing touchdowns (36) and average per carry (5.01). The offense produced 336 points, the highest Purdue total since 1969. Turner's backfield also produced the school's first 1,000-yard rusher in 18 years in All-Big 10 second-leamer, and current Tampa Bay Buccaneer, Mike Alstott (1,188 yards and 14 TDs).

Seven different Boilermakers rushed for more than 100 yards in a game in 1992, and in 1991 Turner coached the Big Ten Freshman of the Year in running back Corey Rodgers, as well as former Cincinnati Bengal Jeff Hill.

Turner served in the same capacity at Ohio State from 1989-90, during which time the Buckeyes went to two bowl games and had one of the best running games in the Big Ten. His 1990 backfield of former Bronco Butler By'not'e, Minnesota's Robert Smith, former Bengals Scottie Graham and Jeff Cothran, and former Bear Raymont Harris was rated No. 1 in the nation by *The Sporting News*, producing a 1,000-yard rusher in Smith. He finished the season with 1,126 yards and eight touchdowns, and was named Big Ten and National Freshman of the Year.

In 1989 the Buckeyes ranked No. 1 in Big Ten rushing at 241 yards per game, as well as No. 1 in total offense and scoring, coming within 16 yards of having two 1,000 yard rushers (Carlos Snow, 1,031 yards; Graham, 984). On the day of his first game at OSU, Turner's daughter Kiaana was born at the university hospital just 500 yards away from Ohio Stadium.

Prior to his stint at Ohio State Turner coached the running backs at Fresno State (1983-88) and at his alma mater, Indiana State (1975-82). At Fresno he coached future pros Lavale Thomas (Packers), Anthony Mosely (Bears, Raiders) and Aaron Craver (Dolphins, Broncos, Chargers, Saints). He accepted a position as running backs coach at ISU in 1975 and spent three of his eight seasons there (1976, '77, '82) as the defensive backs coach in addition to five years as special teams coordinator (1978-82). At ISU, Turner recruited and coached two All-Americans: Wayne Davis (Chargers, Redskins) and Vencie Glenn (Chargers, Vikings, Giants).

Turner also had an opportunity to be an assistant coach on ISU's 1979 Larry Bird-led Final Four basketball team but turned down the offer to concentrate on coaching football. He began his

coaching career at Haworth High School in Kokomo, Ind., as an assistant with the football and basketball teams.

A native of East Chicago, Ind. (5/6/49), Turner enjoyed a fine career as an all-conference defensive back at Indiana State, where he played both football and basketball. He set the school record as a sophomore with nine of his 16 career interceptions, including two returned for touchdowns. He earned his bachelor's degree in health and physical education in 1972 and his master's from ISU in education/administration in 1976.

Turner, 50, attended East Chicago Washington High School where he was one of only two athletes in the school's history to play four sports (football, basketball, baseball, and track). He was inducted in 1993 into the Indiana High School Basketball Hall of Fame, and was honored again this past spring with induction into the East Chicago, Ind., Sports Hall of Fame.

Bobby and his wife, Kimberly, have three daughters, Nacole, Krishana and Kiaana, and make their home in Aurora, Colo.

RICH TUTEN • STRENGTH & CONDITIONING

NFL Season: 5th (all with Broncos)



Rich Tuten is in his fifth season as the Broncos' strength and conditioning coach. He coordinates the organization's year-round strength and conditioning program with assistance from Greg Saporta and Barney Chavous.

Under Tuten's guidance during the Mike Shanahan regime, the Broncos' offseason strength and conditioning program has become a model among NFL franchises. It has been overwhelmingly successful, not only in terms of attendance by Broncos players, but in their performance on the field, as Denver has captured back-to-back World Championships.

Tuten came to the Broncos in 1995 from the University of Florida, where he was the Director of Strength and Conditioning from 1980-88, and also from 1993-94. He was the Athletic Strength Director at the University of North Carolina from 1989-92.

While at both schools, Tuten supervised the strength and conditioning programs for every sport. With UF he also served as the head strength and conditioning coach for the nationally ranked Gator football team, and played a key role in the design of Florida's current strength and conditioning complex.

At North Carolina Tuten helped the Tar Heels make major advancements in their strength and conditioning program, helping them to be able to compete with the top collegiate programs in the country. Besides his work at collegiate institutions, Tuten is also a member of the National Strength and Conditioning Association.

Tuten has worked with many athletes who have gone on to enjoy success in the NFL, including Emmitt Smith (Cowboys), Neal Anderson (former Bear), Ricky Nattiel (former Bronco), John L. Williams (former Seahawk and Steeler), Errict Rhett (Buccaneers, Ravens) and Godfrey Myles (former Cowboy) at Florida, as well as former Bronco Rondell Jones (Ravens) at North Carolina.

Tuten, 45, has also coached with three current members of the Broncos coaching staff. He coached with Broncos head coach Mike Shanahan and wide receivers coach Mike Heimerdinger at Florida from 1980-83, and with his assistant Greg Saporta at both Florida and North Carolina over the last 19 years.

A 1979 Clemson University graduate, Tuten was a three-year letterman and starting nose guard for the Tigers. He was named to the All-America Strength team in 1978 and was part of the 1978 Atlantic Coast Conference champion Tiger squad. Tuten registered nine tackles and three sacks against Maryland that season to help clinch the conference title. He was named ACC Defensive Player of the Week for his efforts. He received his degree in therapeutic recreation from Clemson in 1978.

Tuten, born Dec. 30, 1953, attended Wakefield High School in Arlington, Va., where he participated in football, wrestling and track. He is a native of Columbia, S.C.

He and his wife, Donna, reside in Highlands Ranch, Colo., with their two sons, Will and Matt.



PLAYER PERSONNEL

JACK ELWAY

DIRECTOR OF PRO SCOUTING



Jack Elway is in his seventh year with the Broncos' scouting department and his fifth as Director of Pro Scouting. Elway began his association with the Broncos organization in 1993 as a pro scout, a position he held for two seasons before being promoted to his current post in the 1995 offseason.

Prior to coming to the Broncos, Elway was head coach of the Frankfurt Galaxy in the World League (1991-1992) and scouted for the New York Jets (1990). He has also enjoyed an outstanding career as a college head coach at Cal State Northridge (1976-78), San Jose State (1979-83) and Stanford (1984-88).

Elway was recognized for his outstanding tenure at San Jose State by being inducted into the school's Ring of Honor in 1998, joining, among others, Dick Vermeil, Bill Walsh and Steve DeBerg. He was also inducted into the Cal State Northridge

Athletic Hall of Fame in 1997.

Elway also was head coach at Port Angeles (Wash.) High School and Grays Harbor (Wash.) Community College (1961-66), and served in assistant roles at Montana (1967-71) and Washington State (1972-75). He posted a .650 winning percentage as a head coach and assistant coach on the high school, community college, Division I and Division II levels during his 34 seasons before moving into the pros. Always noted for creative, multi-dimensional offenses, Elway also has been chosen as head coach in the Blue-Gray Game and East-West Shrine Game.

Elway, 67, a native of Hoquiam, Wash., played quarterback at Washington State, where he earned both bachelor's and master's degrees.

Jack and his wife Jan have three children, Lee Ann, John Jr., and Jana. John Jr. was the No. 1 pick in the 1983 NFL draft and led the Broncos to five Super Bowl appearances — including back-to-back World Championship in 1997 and '98 — before retiring in May 1999.

TED SUNDQUIST

DIRECTOR OF COLLEGE SCOUTING



Ted Sundquist is in his eighth season with the Broncos organization and his fourth in the capacity of Director of College Scouting. He spent the 1995 season apprenticing under former college scouting director Jerry Frei before being promoted to his current post following the 1996 draft. Sundquist was a college scout in 1993-94.

His current duties include overseeing the Broncos' entire college scouting process, in particular, managing the scouting department's budget, division of territory and travel itinerary. Sundquist also evaluates the top collegiate players to supplement reports gathered by the club's area scouts, and assists General Manager Neal Dahlen with the negotiation of contracts for drafted players.

As testament to his prominence within the league's scouting profession, Sundquist was selected in 1997 to sit on the five-member Executive Committee of National Football Scouting, Inc., and is a member of the selection committee for the annual National Invitational Camp.

Sundquist spent his first three years with the Broncos in the Player Personnel department as a player personnel assistant, working closely with Jack Elway in opponent scouting, veteran player evaluation, development of computer scouting analysis systems and scouting the Western region.



Sundquist, 37, played collegiately at the Air Force Academy before graduating into the coaching ranks. He joined the Air Force coaching staff for the 1984 season, and returned for the 1988-91 seasons. Between those two stints, Sundquist served as an Air Force Intelligence Officer in Berlin, Germany from 1986-88.

Along with his coaching duties Sundquist was also the head coach for the USAFA Preparatory School (1990-91) and took an active part in scouting for the Falcons.

Sundquist has also had considerable athletic experience outside of football, having been a member of the U.S. National Bobsled Team from 1984-88, and competing in the Olympic Trials in that sport in '88.

A Houston, Texas, native, Sundquist earned his master's degree in public administration from the University of Colorado in 1992.

Ted was born May 1, 1962 in Houston, where he attended Spring Woods High School. He and his wife, Amy, make their home in Aurora, Colo.

JERRY FREI

COLLEGE SCOUTING CONSULTANT



Jerry Frei, in his 23rd year with the Denver Broncos — and his 48th as either a coach or scout in professional or college football — began a new role in 1996 as a college scouting consultant.

After spending the 1994 and '95 seasons as Director of College Scouting, Frei scaled back his duties as Ted Sundquist assumed the director's role. Frei is still involved in the Broncos' college scouting process, but, at his request, has assumed a lighter workload since Sundquist's appointment.

Frei's history with the Broncos includes time as both a scout and assistant coach. He coached for the Broncos from 1972-75, and again from 1981-82, before moving into the scouting department the following season. Frei has been an area scout and has performed a variety of administrative roles within the

scouting department for the Broncos organization.

Frei's initial tenure as the Broncos' offensive line coach from 1972-75 was his first in professional football, and was followed by a two-year stint in the same capacity with the Tampa Bay Buccaneers (1976-77) and a three-year stint with the Chicago Bears (1978-80), prior to his return to the Mile High City in 1981.

His professional coaching career was preceded by a long and successful assistant and head coaching career in the collegiate ranks at the University of Oregon. Frei joined the Ducks' coaching staff as an assistant in 1955 and served in that role through the 1966 season before succeeding Len Casanova as head coach in 1967. Oregon compiled a 22-29-2 record during his five years as head coach, including a 1970 record of 6-4-1 that was good enough for second place in the Pacific-8 Conference. His 1970 and '71 teams featured two future NFL stars: Dan Fouts at quarterback and Bobby Moore (now Ahmad Rashad) at running back.

Frei, 74, is a University of Wisconsin graduate, and was an offensive lineman on the standout Badger teams of 1942, '46 and '47. His collegiate career was interrupted by service in the U.S. Military in World War II, during which he flew 67 Pacific missions in a P-38 for the U.S. Army Air Corps.

His first collegiate coaching experience came from 1952-54 at Willamette University in Salem, Ore.

Jerry and his wife Marian have five children: sons David and Terry, and daughters Judy, Susan and Nancy.

DAVE BLANDO**DIRECTOR OF SALARY CAP AND FOOTBALL FINANCE ADMINISTRATION**

Dave Blando is in his third year with the Broncos organization as Director of Salary Cap and Football Finance Administration. He was hired in that newly-created role March 10, 1997.

Blando is responsible for managing the Broncos' salary cap and developing contract proposals and parameters for review with General Manager Neal Dahlen. He assists Dahlen in negotiations and has continued to increase the number of contracts the he individually negotiates. In addition, he uses his relational database skills to follow the existing market and make future salary cap projections. Blando also serves as liaison to the NFL Management Council and Player Personnel on rules, procedures and various submittals, and works with Head Coach Mike Shanahan on various administrative tasks.

Blando came to the Broncos from the Miami Dolphins, with whom he held the position of Salary Cap and Information Management consultant. He worked with the Dolphins for five months, implementing various methods for analyzing the salary cap and player information. Blando also assisted in the management of the salary cap and future projections.

Prior to his stint with the Dolphins, Blando spent three years with the National Football League's main office in New York City as Manager of Player Information and Research for the NFL Management Council. He played an integral role in such areas as Daily Salary Cap Reconciliation, Rookie Pool, Free Agent Analysis and Market Valuation. He is responsible for the introduction of widespread use of relational databases for salary cap analysis.

Before working for the NFL, Blando worked for the Boeing Company in Seattle, Wash., as a financial analyst. His main areas of specialization there included the responsibility for estimating revenue and expenditures.

Blando, 37, received his degree in business administration in 1984 from Northern State University in his hometown of Aberdeen, S.D. He is single and makes his home in Denver.

BOB BEERS
COLLEGE SCOUT

Bob Beers is in his fifth season with the Broncos' scouting staff, joining the organization in June 1995 after a very successful season on the coaching staff of the World League's Amsterdam Admirals. He is responsible for scouting the Western United States.

With Beers as offensive coordinator in 1995, the Admirals compiled a 9-1 regular season record and advanced to the World Bowl. Amsterdam's regular season record equaled that of the 1991 London Monarchs, tying the club for the best record in WLAF history.

Prior to his stint with the Admirals, Beers served two seasons as head coach at Western Montana where he guided the program to Frontier Conference titles and earned Coach of the Year honors both seasons. His 1994 team claimed the conference title and garnered the school's first ever berth in the NAIA national playoffs, advancing to the Final Four and finishing with an 8-3 record. The Bulldogs finished second in the nation in passing (3,535 yards) and total offense (5,000), and 10 Bulldogs earned All-America honors, including two first-teamers.

In 1993, the Western offense set 23 school records, led the nation in passing (3,069 yards) and finished second in total offense (4,206).

Beers began his coaching career as a graduate assistant at the University of Montana before moving on to Montana Tech where he served as defensive coordinator from 1972-74. He then spent 10 years in the prep ranks of Montana and Oregon before returning to Montana as offensive line coach under Don Read. He entered the professional ranks in 1990 as offensive coordinator for the Frankfurt Galaxy of the World League before returning to the collegiate ranks to begin his two-year stint as head coach at Western Montana.

A 1965 graduate of Sunset High School in Beaverton, Ore., Beers earned his bachelor's degree from the University of Montana where he was an All-America linebacker as a junior and senior. Bob and his wife Janelle have three children: son Bobby (26), who was an All-America wide receiver for Western Montana, and is now an assistant football coach at Montana State; daughter Carrie (25), a Western graduate who now teaches high school English; and daughter Joey (8). The family resides in Redmond, Ore.

SCOTT DiSTEFANO
COLLEGE SCOUT

Scott DiStefano is in his 17th year with the Broncos' personnel department, continuing to scout the Midwestern region.

He began his career with the Broncos scouting the Rocky Mountain and Southwest regions, before shifting his focus to the Midwest in 1990.

DiStefano, 42, was a quarterback at Colorado State from 1976-80. Following his playing career he joined the coaching staff at CSU as a graduate assistant, a role in which he served for two seasons (1980-81) before coming to the Broncos.

A native of Alliance, Ohio, DiStefano was an all-conference quarterback in 1975 at Alliance High School, the same school that produced Pro Football Hall of Fame quarterback Len Dawson. Among the honors bestowed upon him was the 1974 Massillon (Ohio) JayCee's conference sportsmanship award, a

prestigious honor from such a football-rich region of Ohio.

Scott makes his home in Chicago.

JIM GOODMAN
COLLEGE SCOUT

Jim Goodman is in his second year with the Broncos, scouting the South region.

He was hired in May 1998 after four successful seasons on the coaching staff at Rice University, where his duties also included coordinating the program's recruiting efforts. Goodman coached the receivers in 1997 after three seasons in charge of the tight ends and special teams, during an era in which the Owls were Southwest Conference co-champions in 1994 and produced three of the best special teams seasons.

Goodman was Associate Athletic Director in charge of football recruiting at Clemson from 1991-93, earning consideration among the nation's top-10 recruiting coordinators by the *Chicago Sun-Times*, was assistant AD in charge of recruiting and high school relations at Florida from 1989-90 and recruiting coordinator at Arkansas from 1986-88, where he also coached the receivers in '86.

Goodman began his coaching career at Vanguard High School in Ocala, Fla. (1974-75), then moved into the collegiate ranks with positions at North Alabama (1976-78), Marion (Ala.) Institute (1979-80) — where his teams ranked in the top 15 in the national junior college polls both seasons, and he also coached the baseball team — and the U.S. Air Force Academy (1981), where he coached the linebackers under Ken Hatfield. His first head coaching position came at Valdosta (Ga.) State from 1982-84, where he also served as associate AD, before accepting the full-time athletic director's position in 1985. As coach he started a program from scratch and fashioned a 15-16-1 record over three years with a squad that included Atlanta Falcons All-Pro linebacker Jesse Tuggle.

Goodman, 47, holds an associates degree from Chipola Junior College (1972), a bachelor of science in physical education from Florida (1974) and a master's in education administration from University of North Alabama (1977). A native of Blountstown, Fla., where he attended Blountstown High School, Jim and his wife, Jennie, have three children, Jeff (21), Nancy (18) and Tyler (14). The family resides in Bonifay, Fla.



CORNELL GREEN COLLEGE SCOUT



Cornell Green is in his 20th year scouting in the NFL and his 13th year doing so for the Broncos' organization.

Green is responsible for scouting the Southwest region, after having scouted the South, East and Midwest regions earlier in his career with the Broncos.

Prior to his involvement with the Broncos organization, Cornell scouted for the Dallas Cowboys during and after his illustrious playing career. Green began scouting for the Cowboys in 1970 while still an active player, and continued scouting through 1979, at which time he entered private business until coming to the Broncos in 1987.

Green, 59, was signed by the Cowboys as a free agent and went on to play for Dallas from 1962-75, at cornerback for 10 years before moving over to safety for his last four seasons.

Green earned Pro Bowl honors seven times, winning that honor at both cornerback and safety.

He did not play college football but was a two-time All-America basketball player (1959-60 and 1961-62) at Utah State, where he averaged 23 points per game at forward for the Aggies from 1959-62.

A native of Boley, Okla., Cornell and his wife, Betty, have two children, Randy and Ronney, and make their home in Dallas.

GREG MILLER COLLEGE SCOUT



Greg Miller is in his second year with the Broncos, serving as a scout at-large for National Football Scouting, of which Denver is a member.

Miller spent the previous four years as a regional scout for NFS, scouting prospective NFL talent from colleges and universities in nine upper-Midwest states. His duties included performing the first line of evaluation, rating and computer-generated reporting on hundreds of college players for 14 NFL clubs, as well as assisting in the planning and execution of the National Invitational Camp, or combine.

A 44-year old native of Mitchell, S.D., Miller was an all-state defensive tackle, team MVP and team captain at Mitchell Senior High School, where he also participated in baseball, basketball and track. He earned a football scholarship to Iowa State in 1973

and transferred to South Dakota State in 1974, where he was a three-year starter at offensive tackle and team captain, as well as a two-time honorable mention All-North Central Conference selection.

Prior to his stint with NFS, Miller worked 16 years for International Multifoods, ascending from District Sales Coordinator to Director of Operations for the entire West region by 1994.

Greg, his wife, Jane, and their children, Adrienne (18), Mike (16) and Nolan (13) make their home in Grand Island, Neb.



DAN RAMBO COLLEGE SCOUT



Dan Rambo is in the second year of his second stint with the Broncos, rejoining the club in May 1998 to scout the Northeast region. He scouted the same region for the Broncos in 1993.

Rambo came to the Broncos from the Saskatchewan Roughriders of the Canadian Football League where he served as Director of Player Personnel in 1997 after a three-year tenure as Director of Football Operations. He was also with the Roughriders from 1983-90, holding various positions, including director of scouting, Director of Player Personnel and Assistant General Manager.

Rambo accepted a position in Dallas, Texas, with the World League of American Football in 1990. During the offseason he was the Director of College Scouting, and during the season was Director of European Football operations, working out of

Barcelona, Spain.

Rambo, 47, returned to the CFL in 1992 as General Manager of the Ottawa Rough Riders, as the team posted nine wins to craft its best record in 10 years. During his first stint with Saskatchewan, he recruited most of the players that helped lead the Roughriders to the Grey Cup Championship in 1989. In his one season as a scout with Denver, the Broncos made a Wild Card playoff appearance.

Rambo is a graduate of Carroll College in Helena, Mont., where his mother, Viola, and sisters, Kathleen and Patty, still reside. He led the nation in rushing in 1974 with an average of 152.1 yards per game, and had eight tryouts in the CFL, WFL and the NFL, including one with the Broncos in 1977.

Dan and his wife, Kathy, have two children, daughter Teeghan and son Arthur. The family makes its home in Blackburn Hamlet, Ottawa, Ontario, Canada.

DALE STRAHM COLLEGE SCOUT




Dale Strahm is in his second season on the Denver Broncos' scouting staff, responsible for scouting the Southeast region.

A veteran of 29 collegiate football seasons in the coaching ranks, Strahm came to the Broncos from Temple University where he spent four years (1994-97) as defensive coordinator and linebackers coach. In Strahm's first season with the Owls, their defense went from last to first in the Big East Conference in turnover/takeaway margin, tying for 20th nationally with a plus .82 margin per game. They also made great strides in total defense after beginning his career ranked last in the conference. A motivational speaker for a variety of corporations, Strahm also taught leadership classes at Temple.

Strahm was head coach at Western Carolina from 1989-90, and has experience as a defensive coordinator at Duke (1990-93), Georgia (1981-88), Navy (1977-80) and Bowling Green (1971-76). He began his coaching career as a graduate assistant at Bowling Green in 1968. He has also spent six years coaching at the high school level. During Strahm's tenure at Georgia, the Bulldogs won SEC Championships in 1981 and 1982 and participated in eight straight bowl games. In all, he has coached in 11 major bowl games.

Strahm, 55, is a 1965 graduate of Ohio Northern University, where he played four years of football and ran four years of track, earning six varsity letters in the process. He earned his master's degree at Bowling Green in 1968.

A native of Toledo, Ohio, Strahm is a graduate of E.D. Libbey High School, where he was inducted into the school's Hall of Fame in 1997. He and his wife, Diane, have three sons, Brian, Bradley and Brett. The Strahm family resides in Charlotte, N.C.



Broncos Super Bowl XXXIII Victory Parade and Rally at Denver's Civic Center Park, February 1, 1999

VICE PRESIDENT OF BUSINESS OPERATIONS

JOE ELLIS



Joe Ellis is in his second season as Vice President of Business Operations for the Denver Broncos, having rejoined the club from the National Football League office, where he had been Vice President of Club Administration and Stadium Management.

Ellis had his first stint with the Broncos as Director of Marketing from 1983-85.

He left the Broncos following the 1985 season to obtain his master's degree from the J. L. Kellogg School of Management at Northwestern University. He graduated from Northwestern in 1988 and joined the NFL in 1990.

Ellis' major project is representing the Broncos in the creation of Denver's new football stadium. Ellis has an extremely active role in all aspects of the new stadium, and in this capacity works very closely with important members of the

political, business, and civic communities that comprise the cultural fabric of Denver.

He is responsible for business and financial management, marketing and sales functions, media relations, ticket operations, and facilities and administrative operations for the National Football League team.

Ellis came to his new position with comprehensive expertise in the areas of stadium operations, fiscal planning, personnel management, marketing, media and community relations.

Denver Broncos President Pat Bowlen has said, "We are very pleased to have Joe back. I have tracked his career since he left the Broncos for graduate school, and of course we have worked closely with him in his time at the NFL. He is highly regarded throughout the league, and we are very pleased that he is back with us. Joe has brought considerable expertise to the organization, particularly in the area of stadium development."

While with the NFL, Ellis was involved in several aspects of league operations, with a strong focus on new stadium development. Most recently, Ellis was especially involved in the league's oversight of the Cleveland Browns' reentry into the NFL this year. Specifically, Ellis played a critical role in the process of designing, constructing and marketing the new 70,000-seat football stadium in Cleveland.

Ellis represents the Broncos on numerous boards and civic organizations in the metropolitan area, and is a 1980 graduate of Colorado College.

Joe and his wife, Ann, have three young children, sons Si and Zander, and daughter Catherine.



VICE PRESIDENT OF ADMINISTRATION

JOHN BEAKE



John Beake moves into his new position as Vice President of Administration for the Denver Broncos in 1999, after having spent 14 years as the team's general manager. John's tenure as general manager was the longest in franchise history, and his new position is a reflection of current duties in the ever-broadening administrative world that reflects both the National Football League and NFL Europe.

John works closely with team owner Pat Bowlen on a wide range of National Football League administrative matters, and sits on the board of directors of NFL Europe, the most successful venture ever operated by an American sports league outside the United States.

Nineteen ninety-nine is John Beake's 31st year in professional football, his 22nd with the Broncos, and his 40th overall season working in the sport. His career as an administrator and coach is highlighted by great degrees of both versatility and success, with his clubs having posted 344 wins on the professional, collegiate and high school level, a total unmatched by any other current NFL administrator. He has had a key role with teams or schools that have reached postseason play in 19 of those campaigns.

The only upper-level administrator in the National Football League to be on a World Championship club in both coaching and the front office — John was on the Kansas City coaching staff for their victory in Super Bowl IV — his 14 years as the Broncos general manager included five Super Bowl appearances, six division titles, eight playoff appearances and a continuing string of sellouts at Mile High Stadium.

In addition to being on three Super Bowl championship teams, John Beake has the unique distinction of being the only individual in NFL history to be a member of world championship clubs 28 years apart (winning at Super Bowl IV with the Chiefs, and Super Bowls XXXII and XXXIII with the Broncos).

The Denver Broncos have earned international recognition as a model sports franchise that has developed a pattern of the highest success on and off the field, and John has played an integral role in the creation and continuance of this tradition.

John Beake's prominence in the Broncos' hierarchy is paralleled by continuing respect within the NFL. Active in the NFL's international development, his involvement is one of the keys to the Broncos being among just two teams (along with San Francisco) to have been selected for American Bowl games in London, Tokyo (twice), Berlin, Barcelona and Mexico City. The Broncos' game this year in Sydney, Australia, is Denver's seventh American Bowl game, with the 49ers being the only other team to have played that many. In addition, he played an integral role in Denver being the only American Football Conference club to win three conference crowns and thus make three Super Bowl appearances (XXI, XXII, and XXIV) in the 1980s.

In 1991 John was named to the Board of Directors of the World League of American Football, now NFL Europe. Now in his ninth year working with the board, he spends a considerable portion of time lending administrative guidance to the NFL Europe offices in New York. John was instrumental in determining the methodology by which NFL players are provided to the European league, beginning with the 1992 campaign.

In the 1993-94 seasons the World League was put on hold and John Beake played a major role in helping to restructure the league to the format in which it exists today: six teams playing American Football in Europe. The commitment to take our game of football globally was maintained, and the resulting format provides solid structure, organization and the chance to give the NFL a grass-roots presence in Europe.

The NFL has had ever-increasing support of its European league, as 30 NFL players participated in the WL in 1995, with that number increasing to 69 for the 1996 campaign and almost doubling to 110 — representing all 30 teams — for the 1997 season. For the 1998

campaign NFL clubs allocated 97 players, all of whom came from either the 53-man rosters or the practice squads. In 1999, 153 NFL players were allocated, representing 29 of the 31 clubs, a contribution which has led to this group being called the best assembly of players ever in NFL Europe. By steadily increasing the number of NFL players as reflected by the above totals, the skill level of the European league has jumped dramatically and the commitment of all 31 NFL teams is strongly demonstrated — NFL Europe is the only sports league outside America with the financial support of a United States league — a tribute to the vision and dedication which John Beake has contributed.

Along with his continuing commitment to NFL Europe, John serves as chairman of the NFL International Working Group, which is primarily comprised of other NFL general managers and player personnel directors. He is also a member of the NFL College Relations Committee.

A member of six Super Bowl teams during his pro football career, he represents the Broncos and the Mile High City in the most successful and positive manner. John embodies the philosophy that one should combine performance with community involvement. He personally directs the Broncos' contractual relationships with local radio and television entities, and is in charge of all Bronco-related operations at Mile High Stadium.

John has perhaps the broadest range of experience of any NFL administrator, the only one in the league who has coached championship teams on the pro, college and high school levels, as well as having served in a wide variety of administrative roles.

He has been a vital cog in a Denver club that has dominated the American Football Conference Western Division, winning more division titles (seven) than any other AFC West team.

One of his most visible Bronco accomplishments has been to provide a key leadership role in the construction of and move into the team's training facility, the Paul D. Bowlen Memorial Broncos Centre, a 60,000-square foot state-of-the-art complex in Arapahoe County. This project, several years in the planning stages, was the fulfillment of one of John's key goals as the Broncos' general manager.

A prime area of interest for John is working closely with city and state representatives on a variety of community concerns. For the past 10 years, John has served as the chairman of the Red Ribbon Campaign, a strong educational anti-drug, chemical and substance abuse association that works in conjunction with the Colorado Federation of Parents.

An avid skier, he is on the Board of Directors of the National Sports Center for the Disabled at Winter Park, Colo., Ski Resort. The NSCD is heavily supported by the Denver Broncos Charities Fund. John is an annual participant in the Winter Park Pro-Am race to benefit the disabled skiers program. He is also involved with the Cancer League of Colorado, the Western Fantasy (Volunteers of America), is a member of the St. Joseph's Foundation Board, and also sits on the board of 9 Who Cares.

As part of the continuing plan to broaden the team's community role and strengthen a family spirit within the club, John is very supportive of the Performing Arts Center.

John served as assistant General Manager in 1984 and was the Broncos' Director of Football Operations the previous year, so his position is the culmination of a steady rise within the organization.

He joined the Broncos in 1979 as the Director of Pro Personnel and became Director of Player Personnel in 1981, having concentrated on the coaching aspects of the game prior to coming to Denver.

As assistant coach for the Kansas City Chiefs from 1968 through 1974, John was the offensive backfield coach for the Chiefs when they defeated the Minnesota Vikings to win Super Bowl IV in New Orleans. He also coached the running backs at New Orleans in 1976-77. On the college level, he coached at Penn State in 1961-62 and was the offensive coordinator at Colorado State University in 1975.

Upon receiving his master's degree from Penn State in 1962, John coached for six years at the high school level, where his teams lost just four games and won two championships at Nyack High School. He has a bachelor's degree from The College of New Jersey, in addition to his graduate degree from Penn State. On May 14 of this year, he was the commencement speaker at the College of New Jersey.

John was inducted into the College of New Jersey Hall of Fame in 1981, and in 1998 was inducted into the Long Branch High School Hall of Fame, in Long Branch, N.J.

John and his wife, Marcia, have three children, Jerilyn, Chip, and Chris.

OFFICE OF THE PRESIDENT



Yolanda Saltus
Senior Executive to
President and CEO

BOWLEN SPORTS, INC.

Bowlen Sports, Inc., is the corporate general partner of the Denver Broncos Football Club. BSI maintains responsibilities in the areas of finance and corporate family matters.

Mr. Pat Bowlen is the President and CEO of BSI, as well as the Denver Broncos Football Club.



Jim Schafer
Assistant to the President



Veronica Ibarra
Executive Assistant

ADMINISTRATIVE STAFF



Kristi Nichols
Executive Assistant to
VP of Administration



Lisa Williams
Executive Assistant to
VP of Business Operations

FOOTBALL ADMINISTRATIVE STAFF



Cindi Lowe
Secretary to Head Coach



Dixie Greer
Assistant Coaches
Secretary / Video
Department



Chris Trulove
Pro Personnel Assistant



Mike Bluem
College Scouting Assistant



Jill Fishman
Player Personnel Assistant



Pam Hynes
Player Personnel Assistant

ATHLETIC TRAINING



Steve Antonopoulos
Head Athletic Trainer



Jim Keller
Assistant Trainer



Corey Oshikoya
Assistant Trainer

EQUIPMENT



Doug West
Equipment Manager



Ronnie Bill
Assistant Equipment Manager



Chris Valenti
Assistant Equipment Manager

VIDEO



Kent Erickson
Director of Video Operations



Gary McCune
Assistant Video Director



Kirt Horiuchi
Video Assistant

Boxer

FINANCE



Allen Fears
Chief Financial Officer



Jo Bidwell
Controller



Patt Fox
Accounting Manager



Beverly J. Havens
Accounts Payable



Sheila Thomas
Human Resource Manager



Sherry Zoltay
Insurance Administrator / Executive Assistant to Chief Financial Officer

MEDIA RELATIONS



Jim Saccomano
Senior Director of Media Relations



Paul Kirk
Media Relations Coordinator



Richard Stewart
Media Relations/
Community Affairs Coordinator



Rebecca Villanueva
Administrative Assistant

MARKETING



Greg Carney
Senior Director of Marketing



Michael Young
Director of Corporate Relations



Pamela Krotchko
Manager, Denver
Broncos Charities Fund

ADD - - 4



Steve Harbula
Marketing Services Manager



Brady Kellogg
Client Services Coordinator



Niambi Nicholes
Marketing Assistant



Becca Maynard
Events Coordinator



Teresa Schroeder
Director of Cheerleaders




Shelly True
Assistant Director,
Cheerleaders



Shawna Arnold
Director, Jr. Cheerleaders

MOVE?

COMMUNITY RELATIONS



Billy Thompson
Director of Player Relations/
Alumni Coordinator



Fred Fleming
Director of Special
Services



Steve Sewell
Community Relations
Youth Coordinator



Lee Carpenter
Community Relations
Assistant

MOVE

INFORMATION SYSTEMS



Rick Schoenhals
Manager of
Information Systems



Gary Kalika
Network Manager



Dave Daubers
Operator/Programmer
for Information Systems

OPERATIONS



Bill Harpole
Senior Director of Operations



Chip Conway
Operations Assistant



Meredith Zier
Operations Assistant



Dave Bratten
Facilities Assistant



Ross Kurcab
Turf Manager



Wes Conway
Assistant Turf Manager



Troy Smith
Assistant Turf Manager



Maeve M. Drake
Receptionist



Sue Kissel
Manager/Broncos Store

STADIUM OPERATIONS



Gail Stuckey
Director of Stadium Operations



John Karpan
Operations Assistant

TICKET OPERATIONS



Rick Nichols
Senior Director of Ticket
Operations/Business Development



Kirk Dyer
~~Assistant~~ Ticket Manager



Patti Barban
Senior Ticket Assistant



Carol Gibbons
Ticket Assistant



Rick Peart
Ticket Assistant



Derek Thomas
Ticket Assistant



Sue Vaughn
~~Gift Shop~~ Assistant



BRONCOS STORE
DAVID MOORE
Ticket Assistant

STEVE WHEELER
Ticket Assistant

CLARK WRAY
Ticket Assistant

DENVER'S WINNING TRADITION

Denver Broncos football enters its 40th season in 1999, fresh off the two most successful seasons in franchise history, in which the team won back-to-back Super Bowls with wins over Green Bay and Atlanta in Super Bowl XXXII and Super Bowl XXXIII, respectively. The 1999 Broncos will defend those titles by playing before sellout crowds at Mile High Stadium for the 30th consecutive campaign. The team has sold out 219 consecutive regular season non-strike games, and 232 straight including playoff games. Broncos fans have watched their team amass one of the NFL's finest records since the club's first winning season in 1973, enduring just four losing seasons — second-fewest in the NFL — as shown in the list below.

This season also marks Pat Bowlen's 16th as President and Chief Executive Officer of the Broncos. During that time, Denver has enjoyed a virtually unmatched level of success in the context of the entire NFL and within the American Football Conference Western Division.

NUMBER OF LOSING SEASONS, 1973-98

Miami	2	Buffalo	11	Detroit	16
Denver	4	Seattle	11	Indianapolis/Baltimore	17
Minnesota	5	Green Bay	12	New Orleans	17
Pittsburgh	5	Kansas City	12	Arizona/Phoenix/St. Louis	17
Dallas	6	St. Louis/L.A. Rams	12	Atlanta	18
Oakland/L.A. Raiders	6	Chicago	13	Tampa Bay	18
Washington	6	Philadelphia	13	Carolina	3
San Francisco	8	San Diego	13	Jacksonville*	1
New England	9	Baltimore/Cleveland	14		
Cincinnati	10	New York Jets	14		
Tennessee/Houston	10	New York Giants	15		

*began play in 1995

PAT BOWLEN ERA (1984-98)

NUMBER OF WINNING SEASONS

San Francisco	15
Denver	10
Kansas City	10
Pittsburgh	10
Washington	10
Miami	10
Minnesota	10
Buffalo	9
Chicago	9
Dallas	9
New England	9
New York Giants	9

DIVISION TITLES

San Francisco	11
Denver	7
Dallas	7
Buffalo	6
Chicago	6

PLAYOFF APPEARANCES

San Francisco	14
Denver	9
Buffalo	9
Minnesota	9
Chicago	8
Dallas	8
Kansas City	8
Pittsburgh	8

PLAYOFF GAMES

San Francisco	27
Denver	21
Buffalo	19
Dallas	17
Chicago	14
Green Bay	14
Washington	14

CONFERENCE CHAMPIONSHIP GAMES

San Francisco	8
Denver	6
Dallas	5
Buffalo	4
Pittsburgh	4
Cleveland	3
Miami	3
Washington	3

SUPER BOWL APPEARANCES

Denver	5
Buffalo	4
San Francisco	4
Dallas	3
Green Bay	3
New England	2
New York Giants	2
Washington	2

AFC WEST TEAM COMPARISONS

WINNING SEASONS

Denver	10
Kansas City	10
Oakland/L.A. Raiders	6
Seattle	5
San Diego	3

DIVISION TITLES

Denver	7
Kansas City	3
Oakland/L.A. Raiders	2
San Diego	2
Seattle	1

PLAYOFF APPEARANCES

Denver	9
Kansas City	8
Oakland/L.A. Raiders	5
San Diego	3
Seattle	3

AFC CHAMPIONSHIP APPEARANCES

Denver	6
Oakland/L.A. Raiders	1
San Diego	1
Kansas City	1
Seattle	0

SUPER BOWL APPEARANCES

Denver	5
San Diego	1
Kansas City	0
Oakland/L.A. Raiders	0
Seattle	0



More than 650,000 people descended on downtown Denver January 27, 1998 to salute the World Champion Broncos two days after their defeat of Green Bay in Super Bowl XXXII in San Diego. A parade through the streets of the city culminated in a rally at Civic Center Park, where Colorado Governor Roy Romer and Denver Mayor Wellington Webb officially welcomed the Super Bowl champions home. A similar gathering was held a year later, February 1, 1999, when the Broncos returned home from Miami after defeating Atlanta in Super Bowl XXXIII. Governor-elect Bill Owens and Mayor Webb joined the festivities to salute the back-to-back World Champs.

DENVER LEADS THE AFC IN SUPER BOWL APPEARANCES — The Broncos made their sixth Super Bowl appearance against Atlanta last January, the most by any current American Football Conference franchise, and second-most in the NFL, behind Dallas (8). By winning the last two Super Bowls the Denver Broncos became one of just six franchises to "repeat," marking the seventh time the feat has been accomplished.

MOST SUPER BOWL APPEARANCES

TEAM	APPEARANCES	GAMES (WINS ASTERISKED)	RECORD
1. Dallas Cowboys	8	V. VI*, X, XII*, XIII, XXVII*, XXVIII*, XXX*	5-3
2. Denver Broncos	6	XII, XXI, XXII, XXIV, XXXII*, XXXIII*	2-4
3. Miami Dolphins	5	VI*, VII*, VIII, XVII, XIX	2-3
Pittsburgh	5	IX*, X*, XIII*, XIV*, XXX	4-1
San Francisco	5	XVI*, XIX*, XXIII*, XXIV*, XXIX*	5-0

COMING BACK STRONGER — Since the Super Bowl was first played after the 1966 season, only three teams have won the game and gone on to post a better record the following season, including the 1997-98 Broncos teams. All three teams not only improved their record, but repeated as Super Bowl champions.

SUPER BOWL CHAMPIONS TO POST BETTER RECORDS THE FOLLOWING SEASON

TEAM	YEAR	RECORD	NEXT YEAR'S REC	POSTSEASON FINISH
Denver Broncos	1997	12-4	14-2	Won Super Bowl XXXIII
San Francisco 49ers	1988	10-6	14-2	Won Super Bowl XXIV
Pittsburgh Steelers	1974	10-3-1	12-2	Won Super Bowl X

BRONCOS THE MOST VICTORIOUS FOR ANY TWO- AND THREE-YEAR PERIOD — Denver's 34-19 victory over Atlanta in Super Bowl XXXIII secured two NFL records for the franchise: most wins in a two-year period, and most wins in a three-year period:

NFL RECORD FOR MOST WINS IN A TWO-YEAR SPAN*

1. Denver Broncos, 33 wins (1997-98)
2. Miami Dolphins, 32 wins (1972-73)
- San Francisco 49ers, 32 wins (1989-90)
4. Dallas Cowboys, 31 wins (1992-93)
- Green Bay Packers, 31 wins (1996-97)

NFL RECORD FOR MOST WINS IN A THREE-YEAR SPAN*

1. Denver Broncos, 46 wins (1996-98)
2. San Francisco 49ers, 45 wins (1988-90)
3. Miami Dolphins, 44 wins (1971-73)
- Dallas Cowboys, 44 wins (1992-94)

(* includes postseason)

TOP FIVE POSTSEASON HOME RECORDS, ALL-TIME

(minimum five games)

TEAM	W	L	PCT.	LONGEST STREAK	CURRENT
1. Green Bay	12	0	1.000	W12	W12
2. Washington	12	2	.857	W6	W4
3. Denver	11	2	.846	W6	W3
4. Detroit	5	1	.833	W5	L1
Cincinnati	5	1	.833	W3	W3

TOP FIVE HOME RECORDS, 1974-98

TEAM	REGULAR SEASON	POSTSEASON	TOTAL	PCT.
1. Denver	147-45-1 (.764)	11-2 (.846)	158-47-1	.769
2. Pittsburgh	140-51-0 (.733)	12-5 (.706)	152-56-0	.731
3. Miami	137-52-1 (.724)	10-5 (.667)	147-57-1	.720
4. Dallas	130-59-0 (.688)	14-4 (.778)	144-63-0	.696
5. Washington	123-65-1 (.653)	9-1 (.900)	132-66-1	.686

CHARTING THE BRONCOS' NINE DIVISION TITLES

YEAR	RECORD	AFC PLAYOFF RECORD	LEVEL REACHED
1977*	12-2	2-0	Super Bowl XII
1978	10-6	0-1	AFC Divisional Playoff
1984	13-3	0-1	AFC Divisional Playoff
1986	11-5	2-0	Super Bowl XXI
1987*	10-4-1	2-0	Super Bowl XXII
1989*	11-5	2-0	Super Bowl XXIV
1991	12-4	1-1	AFC Championship
1996*	13-3	0-1	AFC Divisional Playoff
1998*	14-2	2-0	World Champions

*denotes seasons in which Broncos secured home-field advantage throughout AFC Playoffs.

THE BRONCOS' STREAKS — The Broncos' undefeated home finish in 1998 was the club's third in a row, making them only the fourth franchise in NFL history to complete three straight regular seasons at home without losing a game, and only the third to win every home game for three straight years. Furthermore, they are the only team to accomplish this feat since the 16-game schedule was implemented in 1978. That adds up to a 24-game win streak at Mile High Stadium for the Broncos, the third-longest home winning streak in NFL history. Denver enters the 1999 season needing to win four straight to eclipse Miami's record of 27 straight (1971-74). Overall, the 1998 Broncos began the season by reeling off 13 straight wins, the second-best start in NFL history, contributing to an NFL-record-tying 18-game winning streak (regular and postseason combined).

MOST CONSECUTIVE UNDEFEATED HOME SLATES IN NFL HISTORY

TEAM	NO.	YEARS	RECORDS	ACCOMPLISHMENTS
1. Green Bay	4	1929-32	5-0, 6-0, 8-0, 5-0-1	Won NFL title from 1929-31
2. Denver	3	1996-98	8-0, 8-0, 8-0	Won Super Bowls XXXII and XXXIII
Miami	3	1972-74	7-0, 7-0, 7-0	Won Super Bowls VII and VIII
Chicago Bears	3	1942-44	6-0, 5-0, 4-0-1	Won 1941 NFL Championship

TOP FIVE REGULAR SEASON HOME WIN STREAKS IN NFL HISTORY

TEAM	YEARS	WINS	ACCOMPLISHMENTS
1. Miami	1971-74	27	Played in three straight Super Bowls, winning two (VII and VIII)
2. Green Bay	1995-98	25	Played in back-to-back Super Bowls, winning one (XXXI)
3. Denver	1996-current	24	Won two Super Bowls (XXXII and XXXIII)
4. Green Bay	1929-32	20	Won three straight NFL titles (1929-31)
5. Dallas	1979-81	18	Played in NFC Championship Game after 1979, '80 and '81 seasons
Oakland	1968-70	18	Played in AFL Title Game after 1967 and '68 seasons

LONGEST WIN STREAKS IN NFL HISTORY (REGULAR AND POSTSEASON COMBINED)

TEAM	WINS	DATE BEGAN-ENDED	ACCOMPLISHMENTS
1. Denver	18	12/21/97-12/13/98	Won Super Bowls XXXII and XXXIII
San Francisco	18	11/27/89-11/18/90	Won Super Bowl XXIV
Miami	18	9/17/72-9/23/73	Won Super Bowl VII
Chicago Bears	18	11/26/33-12/9/34	Won 1933 NFL Championship
Chicago Bears	18	11/9/41-12/13/42	Won 1941 NFL Championship

LONGEST REGULAR SEASON WIN STREAKS IN NFL SINCE 1990

TEAM	NO.	YEARS	DATES	RECORD	RESULTS
1. San Francisco	15	1989-90	11/27/89-11/18/90	14-2	Won Super Bowl XXIV, 2 Div. titles
2. Denver	14	1997-98	12/21/97-12/13/98	14-2	Won Super Bowl XXXIII
3. N.Y. Giants	13	1989-90	12/10/89-11/18/90	13-3	Won Super Bowl XXV
4. Washington	12	1990-91	12/30/90-11/17/91	14-2	Won Super Bowl XXVI
5. Houston	11	1993	10/17/93-1/2/94	12-4	AFC Divisional Playoffs

TEAMS TO START 13-0 OR BETTER IN NFL HISTORY

TEAM	YEAR	RECORD	REG. SEASON FINISH	POSTSEASON
Miami	1972	14-0	14-0	Won Super Bowl VII
Denver	1998	13-0	14-2	Won Super Bowl XXXIII
Chicago Bears	1934	13-0	13-0	Lost NFL Championship Game

BRONCOS' 1997-98 STREAK LONGEST IN FRANCHISE HISTORY — The Broncos' 14-game regular season win streak — compiled over the final game of the 1997 season and the first 13 games of the '98 season — is the longest in franchise history. Head Coach Mike Shanahan has been a member of the Broncos' coaching staff in one capacity or another for five of the top seven win streaks in franchise history:

LONGEST REGULAR SEASON WIN STREAKS IN FRANCHISE HISTORY

GAMES	YEAR(S)	DATES	END RESULT	SHANAHAN'S POSITION
1. 14	1997-98	12/21/97-12/6/98	Won Super Bowl XXXIII	Head Coach
2. 10	1984	9/16/84-11/18/84	AFC Divisional Playoffs	Receivers Coach
3. 9	1996	9/29/96-12/1/96	AFC Divisional Playoffs	Head Coach
4. 8	1985-86	12/14/85-10/12/86	Super Bowl XXI	Offensive Coordinator
8	1976-77	12/5/76-10/23/77	Super Bowl XII	

WHAT TO LOOK FOR FROM THE BRONCOS IN 1999

- The Broncos seek to become the first team in NFL history to claim three consecutive Super Bowl Championships. They would be the third team in NFL history to win three straight NFL Championships, but the first since the AFL-NFL merger in 1970 to accomplish this feat. The Green Bay Packers won three straight titles from 1929-31 and from 1965-67.
- The Broncos seek their fourth consecutive regular season with 12 or more wins, a feat that has only been accomplished once in the 79-year history of the NFL (Dallas, 1992-95). Denver is currently one of only four teams in league annals to have three straight 12-win regular seasons (Raiders, 1967-69, Cowboys, 1993-95 and 49ers, 1996-98).
- The Broncos seek to compile a fourth consecutive double-digit win total in the regular season for only the second time in franchise history. The other streak was from 1984-87, when they won 13, 11, 11 and 10 games, respectively.
- The Broncos seek to further improve their NFL-best home record of 158-47-1 (147-45-1 in regular season) since 1974. Both the regular season and overall win totals are the most over that period.
- If Denver wins its first four regular season home games in 1999, the Broncos will move into first place on the NFL's all-time list for consecutive regular season home victories, with 28. The NFL record is 27, held by Miami (1971-74). Denver has won 24 straight regular season home games, a team record. Wins in their first two home games will move them past Green Bay (1995-98) into second place.
- The Broncos need five regular season wins to reach the 300-regular season win plateau for the organization. Denver has won 295 regular season games and 16 postseason games in the franchise's 39-year history. Denver would become the 17th team to win 300 games and only the sixth current AFC team to do so. Of the five AFC teams to do so, only Kansas City, Miami and Oakland were original AFL franchises. The other two (Cleveland and Pittsburgh) began play in the NFL before joining the AFC after the AFL-NFL merger in 1970.

TYRONE BRAXTON

- Needs seven interceptions to pass Billy Thompson (40) for third place, 10 to pass Goose Gonsoulin (43) for second place, and 11 to pass Steve Foley (44) for first place on Denver's all-time INT list. Braxton has 36 career interceptions, but only 34 as a Bronco. Two came while he was in Miami in 1994.
- Needs three interception-return yards to pass Steve Foley (622) for third place and 24 to pass Mike Harden (643) for second place on Denver's all-time list. Braxton is currently at 620.

TERRELL DAVIS

- Can become the fourth player in NFL history (Barry Sanders, Eric Dickerson and Tony Dorsett) to rush for 1,000 yards in each of his first five NFL seasons.
- Needs 1,291 total yards from scrimmage to pass Floyd Little (8,741) for first place all-time in total yards from scrimmage by a Bronco. He also needs 2,631 yards to pass Rick Upchurch (10,081) for second place all-time in combined yardage (rushing/receiving/returns) by a Bronco.
- Needs 25 yards of total offense to pass Steve Ramsey (6,537) for fifth place, 843 yards to pass Charley Johnson (7,255) for fourth place and 1,239 yards to pass Frank Tripucka (7,651) for third place on Denver's all-time total offense (passing and rushing yards) list.
- Needs 151 rushing attempts to pass Sammy Winder (1,493) for second place and 299 attempts to pass Floyd Little for first place all-time in rushing attempts by a Bronco.
- Needs to be involved in two plays to pass Sammy Winder (1,496) for fourth place, 156 to pass Floyd Little (1,650) for second place and 199 to pass Craig Morton (1,693) for second place all-time in total offensive plays for a Bronco.

JASON ELAM

- Needs to connect on his first 16 point-after attempts in 1999 to move past Eddie Murray (250) for second place all-time for consecutive points after touchdown in NFL history. If he connects on his first 42 point-after attempts, he'll pass Norm Johnson for first place all-time, provided Johnson does not add to his current NFL record streak of 276. Elam's streak is currently at 235, a franchise record.
- Needs 13 points to pass Jim Turner (742) for first place on the Broncos' all-time scoring list. Elam is currently at 730 points.
- Needs 45 point-after attempts to pass Jim Turner (304) for first place on Denver's all-time list. He is currently at 260 attempts.
- Needs 25 point-after conversions to pass Jim Turner (283) for first place on Denver's all-time list. Elam is currently at 259.
- Needs 33 field goal attempts to pass Jim Turner (233) for first place on Denver's all-time list. He is currently at 201.
- Needs to score in his first five games of the 1999 season to reach 100 consecutive games with at least one point. He already holds the franchise record at 96 games.

SHANNON SHARPE

- Needs 13 catches to pass Kellen Winslow (541) for second place all-time in receptions by a tight end.
- Needs 15 receptions to pass Lionel Taylor (543) for first place on Denver's all-time receiving list. Sharpe is currently at 529 receptions.
- Needs 114 receiving yards to pass Lionel Taylor (6,872) for first place all-time in receiving yards by a Bronco. Sharpe is currently at 6,759 yards.
- Needs 241 receiving yards to reach 7,000 for his career, becoming only the third Bronco to accomplish this feat.
- Needs two receiving touchdowns to pass Kellen Winslow (45) for first place all-time in receiving touchdowns by a tight end.
- Needs one receiving touchdown to move into first place all-time in receiving touchdowns by a Bronco. He would break a tie for first with Haven Moses (44) and Lionel Taylor (44).
- Needs one touchdown of any kind to pass Riley Odoms (44) and Lionel Taylor (44) for fifth and sixth place; two to pass Haven Moses (45) for fourth place, five to pass Sammy Winder (48) for third place and 11 to pass Floyd Little (54) for second place on Denver's all-time touchdown list. Sharpe is currently at 44. He would trail only Terrell Davis (61).
- Needs to catch a pass in each of the first seven games in which he plays in 1999 to move into first place all-time on the Broncos' list for consecutive games with at least one reception. He would pass Lionel Taylor (62). Sharpe's streak is currently at 56 games.
- Needs 57 yards to pass Lionel Taylor (6,824) for third place in total yards from scrimmage and fifth place in combined yardage. Sharpe currently sits at 6,768 yards. He would also need 562 combined yards to pass Vance Johnson (7,329) for fourth place.

NEIL SMITH

- Needs two sacks to become the 17th player in NFL history to record 100 regular season sacks for a career. He has 98 in the regular season and 9.5 in the postseason.

ALFRED WILLIAMS

- Needs six multi-sack games to move into fifth place on the Broncos' all-time list for multi-sack games. He would pass (in order from 9th to 5th) Tom Jackson (8), Dave Costa (9), Rich Jackson (10), Karl Mecklenberg (11) and Rulon Jones (11). Williams currently has six multi-sack games as a Bronco.

VETERAN PLAYER PROFILES



Terrell Davis
1998 NFL Most Valuable Player
Three-Time Pro Bowl Selection

**CHRIS BANKS** **GUARD****6-1 • 300 • 2ND YR. • KANSAS**

BORN: April 4, 1973 in Lexington, Mo.
HIGH SCHOOL: Lexington High School, Lexington, Mo.
RESIDES: Lone Tree, Colo.
ACQUIRED: Free Agent, 1997
PRO YEAR: 2nd • **YEAR WITH BRONCOS:** 2nd
NFL GAMES PLAYED/STARTED: 4/0

79

Chris Banks made the jump to the Broncos' active roster in 1998, and looks to build on that progress in 1999. A former seventh-round draft pick of the club in 1996 (226th overall), Banks spent the 1997 season on the Broncos' practice squad before seeing his first NFL action in 1998. He has appeared in four games, primarily on special teams.

1998: Banks saw action in four games in his first NFL season (vs. New England, 9/7; at Washington, 9/27; vs. Philadelphia, 10/4 and at Seattle, 10/11), primarily on special teams. He saw his first professional action on offense vs. Philadelphia (10/4) when he replaced Mark Schlereth in the fourth quarter of a 41-16 win. He was active but did not play vs. Dallas (9/13) and at Oakland (9/20), and was inactive (Fri.) for the final 10 games, as well as all three postseason games. In the preseason Banks played in all four games and started vs. New Orleans (8/14) in place of Schlereth, who had undergone surgery to remove bone chips from his elbow. Banks signed a free agent contract with the Broncos Jan. 30, 1998, after his practice squad contract had expired at the conclusion of the '97 season.

1997: Banks was a member of the Broncos' practice squad for the entire season. He had spent the spring of 1997 with the Barcelona Dragons of the former World League (now NFL Europe), and went through training camp with the Broncos before being waived Aug. 24. He was re-signed to the practice squad Aug. 25. **1996:** Banks was released at the end training camp by the Broncos, first being placed on injured reserve with a knee injury, and then being waived outright. He was drafted in the seventh round (226th overall).

COLLEGE: Banks played in 33 games (16 starts) at Kansas, where he earned first-team All-Big Eight and third-team All-America honors as a senior. A National Honor Society member, Banks was a sports management major at Kansas.

PERSONAL: Banks is a graduate of Lexington High School in Lexington, Mo., where he was all-state and all-conference on the offensive and defensive lines. He was born April 4, 1973 in Lexington, Mo. Banks resides in Lone Tree, Colo.

BANKS' REGULAR SEASON RECORD

Year	Club	G	S
1997	Denver		
1998	Denver	4	0

PRACTICE SQUAD

**TONY BERTI** **TACKLE****6-6 • 300 • 5TH YR. • COLORADO**

BORN: June 21, 1972 in Rock Springs, Wyo.
HIGH SCHOOL: Skyview High School, Thornton, Colo.
RESIDES: Henderson, Nev.
ACQUIRED: Unrestricted Free Agent (Seattle), 1999
PRO YEAR: 5th • **YEAR WITH BRONCOS:** 1st
NFL GAMES PLAYED/STARTED: 33/30

75

Tony Berti comes to the Broncos as an unrestricted free agent from division-rival Seattle, and is expected to battle for the vacant right tackle position. His signing marks a homecoming for Berti, a native of Thornton, Colo., who played his collegiate ball at the University of Colorado. Berti played 3-1/2 seasons with the Chargers, playing in 33 games and starting 30, mostly at tackle.

1998: Berti was placed on injured reserve by San Diego before the start of the 1998 season (Aug. 25) because of a knee injury, and released by the Chargers Nov. 25. He was signed by Seattle as a free agent Nov. 27, 1998, and was inactive for each of the Seahawks' final five games.

1997: Berti started all 16 games at right tackle for the Chargers, one of just five offensive players to do so. He had opened training camp that year at left tackle, but was switched back before the start of the regular season. **1996:** Berti started 14 of 16 regular season contests, making his first NFL start on opening day vs. Seattle. He did not start the next two games before taking over the starting duties at right tackle for the rest of the season. **1995:** Berti played in only one game for the Chargers, on Dec. 9 vs. Arizona. He was originally chosen by San Diego in the sixth round of the 1995 draft (200th overall).

COLLEGE: Berti was an All-America selection at Colorado as a senior in 1994, helping guide Rashaan Salaam to a 2,055-yard rushing season and the Heisman Trophy. He started at left tackle as a junior and senior, earning All-Big Eight honors as a junior from *Football News*. Berti played in six games at center as a sophomore, after not playing as a freshman defensive tackle.

PERSONAL: A native of Thornton, Colo., Berti was a *SuperPrep* All-American as an offensive lineman at Skyview High School. He also earned second-team all-state honors as a defensive lineman. Berti lettered in track, throwing the discus and the shot put, and was a three-time member of the National Honor Society. Charles Anton Berti, Jr., was born June 21, 1972 in Rock Springs, Wyo. He and his wife, Nikki, live in Henderson, Nev.

BERTI'S REGULAR SEASON RECORD

Year	Club	G	S
1995	San Diego	1	0
1996	San Diego	16	14
1997	San Diego	16	16
1998	San Diego (11)	INJ. RESERVE	
	Seattle (5)	0	0
CAREER TOTAL		33	30

**TYRONE BRAXTON** **SAFETY****5-11 • 190 • 13TH YR. • NORTH DAKOTA STATE**

BORN: December 17, 1964 in Madison, Wisc.
HIGH SCHOOL: James Madison High School, Madison, Wisc.
RESIDES: Denver, Colo.
ACQUIRED: Draft #12 (334th overall), 1987
PRO YEAR: 13th • **YEAR WITH BRONCOS:** 12th
NFL GAMES PLAYED/STARTED: 165/117 • **POSTSEASON:** 17/13

34

Perhaps no Broncos player other than John Elway has symbolized the perseverance — nor enjoyed the rewards — that go with Denver's back-to-back Super Bowl wins more than Tyrone Braxton. The 12-year veteran, and former 12th-round draft choice, has played a vital role on the Broncos' two World Championship clubs, by continuing to prove skeptics wrong, displaying an uncanny knack for making the big play. Braxton, who had played in two previous Super Bowls with the Broncos, produced a key interception in the first quarter of Denver's 31-24 victory over Green Bay in Super Bowl XXXII, and recovered a fumble in the fourth quarter of the 34-19 defeat of Atlanta in Super Bowl XXXIII. Braxton regained his starting strong safety role in the 11th game of the 1998 season, and finished the year with 57 tackles (43 solo), one interception, six passes defended, one forced fumble and a special teams tackle. Braxton has one Pro Bowl appearance in his career, coming in 1996, along with first-team All-NFL honors from *Football News* and second-team All-AFC from UPI. He also received the Mackey Award that year for leading the league in interceptions with a career-high 9, and was named the Broncos' NFL/True Value Man of the Year in 1997 for his charitable contributions in the Rocky Mountain Region. Braxton has appeared in 165 games with 117 starts, totaling 844 tackles (591 solo), 116 pass breakups and 36 interceptions (34 with Denver) for 623 return yards and four touchdowns, including one in 1997 (vs. Carolina, 11/9; 27 yds.). His others have come in 1989 (vs. Kansas City, 9/10; 52 yds.), 1991 (vs. Cincinnati, 9/1; 34 yds.) and 1996 (vs. Tampa Bay, 9/15; 69 yds.). Braxton also has played in 19 postseason games (17 with Denver) with 77 stops (63 solo), 10 pass breakups and three interceptions. His 17 postseason appearances rank second in club history, while his 13 postseason starts tie for third. Braxton ranks fourth on the Broncos' all-time interceptions list, and stands third in interception return yards, while also tying for second in postseason interceptions with three. He also owns the team record for most consecutive games with an interception with his four in games 12-15 of the 1996 season, and posted the longest non-scoring interception return in club history with his 72-yarder in 1998 (vs. Oakland, 11/22), the fourth-

longest overall by a Bronco. The big-play maker, and former 12th-round draft pick (334th overall, 1987), has now been responsible for 52 takeaways as a Bronco.

1998: Braxton saw significant action at strong safety in all 16 games, including six starts (at Seattle, 10/11; vs. Oakland, 11/22; at San Diego, 11/29; vs. Kansas City, 12/6; at N.Y. Giants, 12/13 and vs. Seattle, 12/27), and recorded 57 tackles (43 solo) with one forced fumble, six passes defended and one interception, while adding one tackle on special teams (vs. Oak., 11/22). His season high of 8 tackles (6 solo) came at Washington (9/27), along with a pass defended. His start at Seattle came when the Broncos opened in a nickel defense, and his starts in games 11-14 came in place of an injured Eric Brown (groin). He started the season-finale vs. Seattle (12/27), despite a sore shoulder, because the Seahawks opened the game in a three-receiver formation. In the Oakland contest (11/22), Braxton intercepted his only pass of the year to raise his Broncos' career total to 34, moving past Mike Harden (33) for fourth place on the franchise's all-time list. Braxton's return of 72 yards on the play was the longest of his career, the longest non-scoring interception return in franchise history and the fourth-longest overall. Braxton forced a fumble in the 4th qtr. at the Giants (12/13), leading to a recovery by Bill Romanowski to give Denver the ball back with 3:36 remaining and a 16-13 lead. **Postseason:** Braxton played in all three postseason games and started two at strong safety, making 10 tackles (8 solo) with one pass defended and two fumble recoveries. He was not credited with a start in the AFC Championship Game as the Broncos opened the game in a nickel package with Darrius Johnson replacing Braxton. In the AFC Divisional Playoff Game vs. Miami (1/9) Braxton was the second-leading tackler on the team with seven (6 solo). He added one more solo tackle in the AFC Championship Game vs. the Jets (1/17), and recovered a fumble that was forced by Alfred Williams on Curtis Martin in the 1st qtr. Braxton made it two games in a row with a fumble recovery by scooping up a Jamal Anderson fumble in the 4th qtr. of Super Bowl XXXIII vs. Atlanta (1/31). He also posted two tackles (1 solo) and a pass defended in the game.

1997: Braxton started all 16 games at strong safety and ranked third on the team with 90 tackles (74 solo), including a half a sack (0.5), while also adding four interceptions (tied for team lead and eighth in the AFC), nine passes defended, a forced fumble and three fumble recoveries. Off the field in 1997, Braxton was honored in early November for his generous charitable contributions in the Denver area by being named the Denver Broncos NFL/True Value Man of the Year. Braxton's first interception came in the season-opener vs. Kansas City (8/31) when he thwarted a second-half Chiefs scoring opportunity and returned the interception 43 yards. He also had five tackles (four solo) and one pass breakup in the game. His second interception came in the second quarter at Buffalo (10/26) and was returned 23 yards to set up a Broncos field goal in a 23-20 overtime victory. He also had eight tackles (five solo) in the contest. Against Seattle on Nov. 2, he had half a sack and six tackles (five solo) in Denver's 30-27 win over the Seahawks. The sack, which he shared with Trevor Pryce, forced Warren Moon to fumble and set up a Broncos' field goal. Braxton's third interception of the season, vs. Carolina (11/9), was returned 27 yards for a fourth-quarter touchdown, the fourth time that Braxton has taken an interception back for a score in his 11-year career. He also had four tackles and two pass breakups during the game. On Nov. 24 vs. Oakland, he had seven tackles (all solos) and recovered a fumble that was forced by Ray Crockett and returned it eight yards to set up Denver's first touchdown of the evening in a 31-3 victory. He added his fourth pickoff at San Diego (11/30) and returned it 20 yards and also had four solo stops and three pass breakups in Denver's 38-28 win. The interception was the 35th of Braxton's career and his 33rd as a Bronco, moving him into a tie with Mike Harden for fourth place in franchise history. Braxton recovered his third fumble of the season at Pittsburgh (12/7) to set up Denver's first touchdown of the day in a 35-24 defeat. In the postseason, Braxton started all four games at strong safety and recorded 22 tackles (15 solo) with two interceptions and four passes defended. The two interceptions gave Braxton three in his postseason career, which, at the time, tied for first on the Broncos' all-time postseason interception list with Bob Swenson. In the AFC Championship Game at Pittsburgh (1/11/98) he came up with numerous big plays, tallying eight tackles (3 solo), three passes defended and his second career postseason interception, helping lead Denver back to the Super Bowl with a 24-21 victory. He picked off a Kordell Stewart bomb on the final play of the first half and returned it six yards. In Super Bowl XXXII vs. Green Bay (1/25/98) he led the team with seven tackles (6 solo) and a pass defended, while also plucking his third career postseason interception, and second of the 1997 playoffs. The interception, which ended the Packers' second possession of the game, set up a Denver touchdown for a 14-7 lead. **1996:** Braxton made big-play after big-play to earn his first Pro Bowl berth, as well as first-team *Football News* All-NFL and second-team UPI All-AFC honors. He finished fourth on the team with 102 tackles (78 solo), knocked

down 19 passes, forced one fumble, recovered another and snared a team-leading nine interceptions, tying him with St. Louis' Keith Lyle for most in the NFL. The nine interceptions also exceeded his previous career high for a season (6 in 1989) and tied for the second-highest single-season total in franchise history (Willie Brown, 1964), two behind Goose Gosnolin's club record of 11 (1960). For his efforts he received the Mackey Award for leading the league in interceptions. Braxton's first pick of the year (vs. Tampa Bay, 9/15) was returned 69 yards for a Broncos touchdown. The return for a touchdown was the third of his career, and his longest, as well as being the fourth-longest scoring interception return in franchise history and fifth-longest overall. His second interception thwarted a Cincinnati (9/29) scoring drive in the back of the end zone. The third ended any last threat that Baltimore might have had in the Broncos' 45-34 win Oct. 20. Always possessing a knack for the big play, Braxton's fourth interception was an end-zone drive-killer vs. Kansas City (10/27) with the Chiefs trailing just 17-7 in the second quarter. On 11/10 vs. Chicago, Braxton started at strong safety and played as big a roll in the Broncos' narrow 17-12 victory as any other defensive player. He finished with eight tackles (6 solo), recovered a fumble and returned it 20 yards, knocked down four passes and registered his fifth interception of the season. On the last play of the game, he knocked away a pass in the endzone that was intended for Curtis Conway, to preserve the victory. Two weeks later at Minnesota (11/24) Braxton turned in another big-play performance, posting eight tackles (5 solo), knocking down two passes and intercepting his sixth of the year, matching his previous best season (1989). The following week vs. Seattle (12/1) he finished with a team-high 12 tackles (7 solo), knocked down two passes and snagged his career-high seventh interception of the season. At Green Bay (12/8) he posted five tackles to go along with his team-leading eighth interception of the year, which he returned 14 yards. The following week vs. Oakland (12/15) he posted six solo tackles with one pass defended, as well as his ninth interception of the season. The pickoff ended the Raiders' first drive of the game, and set the tone for the afternoon. It was also his fourth consecutive game with a pick, a new team record. In Denver's AFC Divisional Playoff vs. Jacksonville (1/4/97) Braxton led the team with 11 tackles (10 solo). **1995:** Braxton started all 16 games at strong safety and finished tied for second on the team with 110 tackles (74 solo), 10 passes defended and two interceptions in his first season back in Denver after spending a year in Miami. He posted a season-high 10 tackles (7 solo) at Dallas (9/10), and turned in a fine all-around performance against Kansas City (10/22), breaking up three passes and making a touchdown-saving tackle, one of his seven (4 solo) on the day. Braxton had eight tackles (5 solo) vs. Arizona (11/5), including a first-quarter touchdown-saving solo tackle of Garrison Hearst at the Broncos' 5-yard line after a 39-yard pass play. The Cardinals were held to a field goal, and did not get into the end zone all day in Denver's 38-6 victory. Braxton matched his season high of 10 tackles (9 solo) at Philadelphia (11/12), and recorded his first interception of the year against Jacksonville (12/3) along with 7 tackles (4 solo) on the day. His second interception came just a week later against Seattle (12/10), and was returned 36 yards. **1994:** Braxton played in all 16 games for a Miami team that advanced to the AFC Divisional Playoff before falling to San Diego. He recorded six tackles and two interceptions during the season, playing in nickel situations and on special teams. He played in both postseason games and recorded four solo tackles. Braxton was signed by the Dolphins as an unrestricted free agent from Denver May 13, 1994. **1993:** Braxton started all 16 games for the Broncos, his fifth straight season as the team's starting left cornerback. He finished second on the team in total tackles with 111 (79 solo), intercepted three passes for 37 yards in returns, had a team-high 19 passes defended, recovered two fumbles and forced two as well. **1992:** Braxton started all 16 games at left corner and led the team with 16 passes defended, 99 tackles (56 solo) and two interceptions. He played well in week two against San Diego (9/13), notching 11 tackles and four passes defended. **1991:** Braxton made a successful comeback from a knee injury that caused him to miss most of the 1990 campaign. He started at left corner and marked his return by intercepting a pass for a touchdown in the season-opener vs. Cincinnati (9/1). Braxton recorded 92 total tackles (57 solo), 12 passes defended, four interceptions, a sack, a forced fumble and a fumble recovery in regular season play. He had a big game against New England (12/1), posting six tackles, three passes defended and a sack. In postseason play, Braxton had 14 tackles (7 solo) and intercepted a pass in the AFC Championship Game at Buffalo (1/12). **1990:** Braxton tore the medial collateral ligament in his right knee in the third game of the season and underwent surgery, thus ending his season. Up to that point he had registered 17 total tackles, an interception and two passes defended. **1989:** Braxton had a tremendous campaign in his third NFL season, playing cornerback for the first time in his career. He started every game for the Broncos and ranked sixth in the AFC with a team-leading six interceptions, while also pacing Denver's defense with 14 passes defended. In regular season

play Braxton posted 111 total tackles (77 solo), two forced fumbles and two fumble recoveries. He helped set the tone for the Broncos' defensive resurgence that season when on opening day vs. Kansas City (9/10) he intercepted a pass on the Chiefs' first play from scrimmage and returned it 34 yards for a touchdown. Braxton also set up a Denver touchdown with a 35-yard fumble return against Washington (11/20), and racked up 12 tackles and an interception at Seattle (10/22). **1988:** Braxton had a good season as one of the leaders on Denver's special teams and as a reserve defensive back. He closed that campaign with a total of 49 tackles (38 solo), five passes defended, two interceptions, a fumble recovery and a quarterback sack. **1987:** Braxton played in the final two regular season games and all three postseason contests, spending the first 13 weeks of the season on injured reserve with a shoulder injury suffered in the preseason. He played primarily on special teams in the regular season, then posted five total tackles (3 solo) in the postseason. The rookie was named Denver's special teams most valuable player for his performance in the divisional playoff game vs. Houston (1/10). Braxton was Denver's 12th-round draft pick in 1987, the second-to-last player taken (334th overall).

COLLEGE: Braxton was a defensive back and punt return specialist at North Dakota State, earning all-conference honors as a senior after posting 128 tackles, an interception, and two fumble recoveries. As a junior he led the conference with five interceptions and a punt return average of 15.0, earning him second-team all-conference honors. Braxton was a member of the North Central Conference champion outdoor 400-meter relay squad that competed in the national championship.

PERSONAL: A native of Madison, Wisc., Braxton attended James Madison Memorial High School, where he was named all-conference in football as a senior. He lettered twice each in football and basketball and once in track. Tyrone majored in physical education, enjoys fishing in his spare time and once had a job as a gravedigger. He and his wife, Elizabeth, have a daughter, Chloe (12/29/93), and a son, Tyrone Jr., or "T.J." (1/22/99). The family makes its home in Denver. Braxton was chosen as the Broncos' 1996 Unsung Hero by the NFL Players Association, and was named the Broncos' 1997 NFL/True Value Man of the Year. He is a relative of the late Jim Braxton, a former fullback for the Buffalo Bills. Tyrone Scott Braxton was born Dec. 17, 1964 in Madison.

BRAXTON'S REGULAR SEASON RECORD

Year	Club	G	S	UT	A	TT	S-Yds.	I-Yds.	PD	FF	FR	TD-Int.	TD-FR	S	Pts.
1987	Denver	2	0	0	0	0	0-0	0-0	0	0	0	0	0	0	0
1988	Denver	16	0	38	11	49	1-7	2-6	5	0	0	0	0	0	0
1989	Denver	16	16	77	34	111	0-0	6-103	14	2	2	1	0	0	0
1990	Denver	3	2	11	6	17	0-0	1-10	2	0	0	0	0	0	6
1991	Denver	16	15	57	35	92	1-8	4-61	12	1	1	1	0	0	0
1992	Denver	16	14	56	43	99	0-0	2-54	16	0	0	0	0	0	0
1993	Denver	16	16	79	32	111	0-0	3-37	19	2	2	0	0	0	0
1994	Miami	16	0	4	2	6	0-0	2-3	4	0	0	0	0	0	0
1995	Denver	16	16	74	36	110	0-0	2-36	10	0	0	0	0	0	0
1996	Denver	16	16	78	24	102	0-0	9-128	19	1	1	1	0	0	6
1997	Denver	16	16	74	16	90	0.5-0.5	4-113	9	1	3	1	0	0	6
1998	Denver	16	6	43	14	57	0-0	1-72	6	1	0	0	0	0	0
CAREER TOTAL		165	117	591	253	844	2.5-15.5	36-623	116	8	9	4	0	0	24

BRAXTON'S POSTSEASON RECORD

Year	Club	G	S	UT	A	TT	S-Yds.	I-Yds.	PD	FF	FR
1987	Denver	3	0	2	0	2	0-0	0-0	0	0	0
1989	Denver	3	3	17	1	18	1-0	0-0	4	0	1
1991	Denver	2	2	4	3	7	0-0	1-5	1	0	0
1993	Denver	1	1	3	0	3	0-0	0-0	0	0	0
1994	Denver	2	0	4	0	4	0-0	0-0	0	0	0
1996	Denver	1	1	10	1	11	0-0	0-0	0	0	0
1997	Denver	4	4	15	7	22	0-0	2-6	4	0	0
1998	Denver	3	2	8	2	10	0-0	0-0	1	0	2
CAREER TOTAL		19	13	63	14	77	1-0	3-11	10	0	3

ELITE COMPANY

The Broncos are one of only five franchises in professional sports to boast a season-ticket base greater than 70,000. The other four franchises are the Jacksonville Jaguars, Kansas City Chiefs, New York Giants and New York Jets. The Giants (24 years) and Broncos (23) have surpassed the 70,000 mark for the most consecutive seasons.

BUBBY BRISTER QUARTERBACK

6-3 • 205 • 13TH YR. • NORTHEAST LOUISIANA

BORN: August 15, 1962 in Monroe, La.
HIGH SCHOOL: Neville High School, Monroe, La.
RESIDES: Castle Rock, Colo.
ACQUIRED: Free Agent, 1997
PRO YEAR: 13th • **YEAR WITH BRONCOS:** 3rd
NFL GAMES PLAYED/STARTED: 95/75 • **POSTSEASON:** 5/2



6

Bubba Brister enters his 13th NFL season in 1999 with increased confidence and motivation, and will do so under a much brighter spotlight. As the first quarterback other than John Elway to enter a season as the Broncos starter since 1982, Brister becomes the answer to a question that has preoccupied many in Denver for years. But at no point in the course of Elway's long career have the Broncos been better equipped to absorb his loss than they are now, with Brister taking the reins. A 12-year veteran, Brister played in seven games for the club in 1998, and started four, completing 60% of his passes (78-131) for 986 yards and 10 touchdowns, with three interceptions. The Broncos were 4-0 in his starts, and did not skip a beat under his leadership, en route to a second straight World Championship. In his NFL career, Brister has played in 95 games (75 starts) and completed 54.6% of his passes (1,185-2,172) for 14,276 yards and 84 touchdowns, with 71 interceptions. He has been sacked 192 times (-1,619 yards), and rushed 184 times for 509 yards (2.8) with a long of 38 (TD) and eight touchdowns, compiling a record of 37-38 as a starter. Brister has also participated in five postseason games (two starts), throwing for 356 yards and one score, while completing 54.8% of his passes (34-62). He played for the Steelers from 1986-92, Philadelphia from 1993-94 and the Jets in 1995. Brister returned to action in 1997 after a year off from pro football, signing with the Broncos as a free agent during the offseason. His career highs in passing yards (353) and his longest touchdown pass (90) both came against the Broncos in 1990. He was drafted in the third round (67th overall) by Pittsburgh in 1986 out of Northeast Louisiana.

1998: Brister played in seven games and started four (at Washington, 9/27; vs. Philadelphia, 10/4; vs. San Diego, 11/8 and at Kansas City, 11/16) in place of John Elway, completing 78 of 131 (59.5%) passes for 986 yards and 10 touchdowns, with three interceptions and a long of 48. He also rushed 19 times for 102 yds. (5.4) and one touchdown (career-best 38-yd. run at K.C., 11/16) and was sacked seven times for 49 yds. Brister did not have enough pass attempts to qualify for the league rankings, but his career-best passer rating of 99.0 would have ranked second in the AFC (5th NFL). In his first start as a Bronco (at Was., 9/27) — and first since 1995 (Wk. 10) — Brister led Denver to a 38-16 win by completing 16 of 24 (66.7%) passes for 180 yds. and two touchdowns with a long of 41. Brister connected with Ed McCaffrey for a 19-yd. score in the 1st quarter, and later found Howard Griffith for a 14-yarder in the 3rd quarter. Brister's winning performance in a starting role was the first by a Broncos quarterback other than John Elway since Nov. 20, 1989, when current offensive coordinator Gary Kubiak led Denver to a 14-10 win in relief, also at Washington. Brister started again the next week vs. Philadelphia (10/4) and tied a career high with four touchdown passes. Overall he completed 16 of 29 (55.2%) passes for 203 yds. and was intercepted once, while being sacked twice for 13 yds. and rushing once for 11 yds. His first two touchdowns came in the first quarter, covering 8 yds. to Rod Smith and 9 yds. to Shannon Sharpe, followed by a 12-yarder to McCaffrey in the second quarter a 31-yarder to Smith in the third. Brister's third start came vs. San Diego (11/8) when Elway was suffering from strained rib muscles. He completed 20 of 33 for 229 yds. and two touchdowns with one interception in a 27-10 Broncos win. He played all but one series, the second of the game when Elway entered the game for what would be his only series due to his ailing ribs. Brister's two touchdown passes went 4 yds. to Terrell Davis in the first qtr. and 7 yds. to McCaffrey in the third. He also rushed twice for -2 yds. Brister's fourth start of the season came at Kansas City (11/16) on Monday Night Football, as he led Denver to a 30-7 win by completing 13 of 23 passes (56.5%) for 180 yds., with a long of 31. He also rushed 5 times for 53 yds. (10.6), including the longest run of his career, which went for 38 yds. and a TD in the 1st qtr. to put Denver ahead 7-0. Brister's first significant action of the season came in Week 3 when he replaced Elway (hamstring) midway through the second quarter at Oakland (9/20) and led the Broncos to a win by completing 10 of 17 passes (58.8%) for 140 yards and 2 TDs with one INT, while being sacked once for 9 yds. His longest completion went for 36 yds. to Rod Smith, and he rushed five times for 38 yds. (7.6) with a long of 15. Brister's first touchdown went 3 yds. to Griffith with 35 seconds left in the first half, and was his first scoring toss since Oct. 29, 1995, as a member of the N.Y. Jets, playing at Indianapolis. His second covered 13

yds. to McCaffrey midway through the 3rd qtr. to give Denver a 24-10 lead en route to a 34-17 win. He saw his first action of the season in Week 2 vs. Dallas (9/13), completing his only pass for 38 yards to McCaffrey, while rushing once for 2 yards. His next relief appearance came at Miami (12/21) when he replaced Elway in the 4th qtr. and completed 2 of 4 for 16 yds. with one sack (-6). He also connected with McCaffrey on a 2-pt. conversion attempt to pull Denver to within a touchdown at 28-21. **Postseason:** Brister played in two of the three postseason games (7 carries, -3 yds.), seeing action in relief of John Elway in the 4th qtr. of both the AFC Divisional Playoff Game vs. Miami (1/9) and Super Bowl XXXIII vs. Atlanta (1/31). He was credited with six rushing attempts for -2 yds. (-0.3) with a long of 2 vs. Miami, the last three of which were kneel-downs to run out the clock. Brister was active but did not play in the AFC Championship Game vs. the Jets (1/17) and then was inserted for the final play in the Super Bowl, taking a knee for a 1-yd. loss.

1997: Brister signed with the Broncos in the offseason after a year away from football and began the season as the third quarterback. He was promoted to the backup position after the 13th game, and spent the final three games of the regular season in that role. Brister's only action of the season came in the season-finale vs. San Diego (12/21) when he replaced John Elway in the third quarter. His totals for the day — and the season — included six completions in nine attempts for 48 yards with a long of 15. He also rushed four times for 2 yards with a long of 2. In the postseason Brister made one appearance, finishing the Wild Card game vs. Jacksonville (12/27) for John Elway and piloting the Broncos on their final scoring drive, capped by a Vaughn Hebron 6-yard touchdown run. He served as the backup quarterback for the rest of Denver's playoff run. **1996:** Brister was out of football. **1995:** Brister played nine games for the Jets and started four (games 7-10), completing 93 of 170 passes (54.7%) for 726 yards, four touchdowns and eight interceptions. He was also sacked 16 times (-122). In the season opener at Miami, Brister spelled Boomer Esiason and went 5-8 for 37 yards and one interception. In Week Two vs. Indianapolis he played but did not throw a pass. Brister completed 13 of 23 passes for 112 yards, one touchdown and one interception at Buffalo (10/8). The next week at Carolina he completed 17 of 41 passes for 143 yards with 3 interceptions. A week later against Miami (10/22) he was 15-26 for 152 yards with two touchdowns and one interception in New York's 17-16. He followed that at Indianapolis (10/29) by completing 19 of 31 for 154 yards, one touchdown and one interception. Brister signed with the Jets as an unrestricted free agent Mar. 1, 1995. **1994:** Brister played in seven games (two starts) for Philadelphia as the backup to Randall Cunningham. He was also the holder on field goals and PATs in Games 1-5. Brister started the final two games of the year, eclipsing the 300-yard passing mark for the fifth time in his career with a 26-of-37, 325-yard, one-touchdown performance in the season finale at Cincinnati. **1993:** Brister started eight games with Philadelphia and finished fourth in the NFC (7th NFL) with an 89.4 passer rating. He led Philly to a 4-2 record over the final six games, completing 141 of 236 passes for 1,479 yards, 11 touchdowns and three interceptions. He threw for three touchdowns and 350 yards and led a 68-yard overtime drive that set up the game-winning field goal in the season finale at San Francisco on Monday Night Football. He also threw for three scores the previous week at New Orleans. Brister set career-highs for attempts (45) and completions (27) at Dallas (12/6), then topped that performance a week later with 28 completions on 48 attempts for 299 yards and a score vs. Buffalo. He led a 75-yard game-winning drive at Washington (11/28) that culminated with a two-yard pass to James Joseph with 46 seconds remaining in regulation to give the Eagles a 17-14 victory. He took over for Cunningham in Game Four against the Jets and started two games before missing the next five with neck and ankle injuries. **1992:** Brister played in six games for Pittsburgh, starting the last four in place of injured Neil O'Donnell. He led the team to two comeback victories, including a 23-13 win over Cleveland that clinched a home playoff game for the Steelers. **1991:** Brister started Games 1-5 for Pittsburgh before a sprained knee in Game Five forced him out of the next eight contests. He returned to the starting lineup for the final three games of the season and finished the year with 103 completions on 190 attempts for 1,350 yards, nine touchdowns and nine interceptions en route to a 5-3 record as a starter. **1990:** Brister started all 16 games for the first time in his career and had his best year as a pro, setting career highs in attempts (387), completions (223), passing yards (2,725), touchdown passes (20) and passer rating (81.6). The 20 scores were the most by a Pittsburgh quarterback since Terry Bradshaw's 22 in 1981. Brister ranked sixth in the AFC and 10th in the NFL in passer rating. He had an outstanding day at Denver (10/14), completing 21 of 28 for a career-high 353 yards and four touchdowns in a 34-17 win, including a career-long 90-yard touchdown pass to Dwight Stone. He earned AFC Offensive Player of the Month honors for October. **1989:** Brister started 14 games for the Steelers and finished the season with a 73.1 passer rating. He had a stretch of eight games without throwing an interception after throwing three on opening day vs. Cleveland. Brister set a Steeler record with 15 consecutive completions at Detroit and finished 21 of 27 for 267 yards and one touchdown to earn AFC Offensive Player of the Week honors. He

sprained his left knee in Game Five vs. Cincinnati, forcing him to miss Games 6-7, but came back to lead the team to wins in five of their last six games. Brister was 15 of 33 for 127 yards in Pittsburgh's 26-23 overtime AFC Wild Card victory at Houston. He was 19 of 29 for 229 yards and a score the next week in the AFC Divisional Playoff loss at Denver. **1988:** Brister won the Steelers' starting job over Todd Blackledge and Steve Bono and led the team with six rushing touchdowns. He won his first game as a starter in Pittsburgh's opening day win over Dallas. He missed three games with a dislocated finger on his throwing hand in Game Five vs. Cleveland. He threw the AFC's longest pass of the year (89-yard TD to Louis Lipps) vs. Philadelphia and earned AFC Offensive Player of the Week honors with his 17-of-36, 311-yard, three-touchdown performance in a 37-34 upset win at Houston. **1987:** Brister played in two games for Pittsburgh and was 4 of 12 for 33 yards and three interceptions. **1986:** Brister started two games for the injured Mark Malone and was 21 of 60 for 291 yards and two interceptions. He was a third-round selection by the Steelers out of Northeastern Louisiana (4th QB, 67th player overall).

COLLEGE: Brister played collegiately at Northeastern Louisiana where he was a first-team All-Southland Conference selection and Louisiana's Most Valuable Player as a senior when he ranked seventh in the country with a 134.8 passer rating. Brister led the conference in passing and total offense as a senior. He transferred to Northeastern Louisiana from Tulane.

PERSONAL: Brister was a two-sport star at Neville High School in Monroe, La., and was drafted in the 10th round by the Detroit Tigers baseball team in 1981. He played 39 games in their farm system, batting .180 (20-for-111) with 10 RBI as a shortstop and outfielder. He also played winter ball for current Colorado Rockies manager Jim Leyland. Walter Andrew Brister III was born Aug. 15, 1962 in Monroe, La. He was given the nickname "Bubby" by his five older sisters. He and his wife, Bonnie, have a daughter, Madeline, and make their home in Castle Rock, Colo. Brister has been involved in numerous charitable and community activities throughout his time in the NFL, including the Ronald McDonald House.

BRISTER'S REGULAR SEASON RECORD

Year	Club	PASSING															
		G	S	Att.	Comp.	Pct.	Yds.	TD	%	Int.	%	LG	Sack	Yds.	Rtg.		
1986	Pittsburgh	2	2	60	21	35.0	291	2	3.3	0	0.0	58	6	57	62.5		
1987	Pittsburgh	2	0	12	4	33.3	20	3	25.0	0	0.0	10	2	14	81.9		
1988	Pittsburgh	13	13	370	175	47.3	2,634	14	3.8	11	3.0	89t	36	292	71.3		
1989	Pittsburgh	14	14	342	187	54.7	2,365	10	3.4	9	2.6	79t	45	452	75.3		
1990	Pittsburgh	16	16	387	223	57.6	2,725	14	3.6	20	5.2	90	28	213	69.8		
1991	Pittsburgh	8	8	190	103	54.2	1,350	9	4.7	9	4.7	65t	15	145	73.0		
1992	Pittsburgh	6	4	116	63	54.3	719	2	1.7	5	4.3	42	13	88	60.9		
1993	Philadelphia	10	8	309	181	58.6	1,905	14	4.5	5	1.6	58	19	148	84.9		
1994	Philadelphia	7	2	76	51	67.1	507	2	2.6	1	1.3	53	5	39	89.1		
1995	N.Y. Jets	9	4	170	93	54.7	726	4	2.4	8	4.7	32	16	122	53.7		
1996																	
1997	Denver	1	0	9	6	66.7	48	0	0.0	0	0.0	15	0	0	79.9		
1998	Denver	7	4	131	78	59.5	986	10	7.6	3	2.3	48	7	49	99.0		
CAREER TOTAL		95	75	2,172	1,185	54.6	14,276	84	3.9	71	3.3	90	192	1,619	74.2		

Year	Club	RUSHING					SCORING						
		Att.	Yds.	Avg.	LG	TD	TD	TDr	TDp	TDrT	2pt	Pts.	
1986	Pittsburgh	6	10	1.7	9	1	1	1	0	0	0	6	
1987	Pittsburgh	0	0	0.0	0	0	0	0	0	0	0	0	
1988	Pittsburgh	45	209	4.6	20	6	6	6	0	0	0	36	
1989	Pittsburgh	27	25	0.9	15	0	0	0	0	0	0	0	
1990	Pittsburgh	25	64	2.6	11	0	0	0	0	0	0	0	
1991	Pittsburgh	11	17	1.6	8	0	0	0	0	0	0	0	
1992	Pittsburgh	10	16	1.6	8	0	0	0	0	0	0	0	
1993	Philadelphia	20	39	2.0	13	0	0	0	0	0	0	0	
1994	Philadelphia	1	7	7.0	7	0	0	0	0	0	0	0	
1995	N.Y. Jets	16	18	1.1	7	0	0	0	0	0	0	0	
1996		OUT OF FOOTBALL											
1997	Denver	4	2	0.5	2	0	0	0	0	0	0	0	
1998	Denver	19	102	5.4	38t	1	1	1	0	0	0	6	
CAREER TOTAL		184	509	2.8	38t	8	8	8	0	0	0	48	

ADDITIONAL STATISTICS: Brister caught one pass for 10 yards in 1989.

BRISTER'S POSTSEASON RECORD

Year	Club	PASSING															
		G	S	Att.	Comp.	Pct.	Yds.	TD	%	Int.	%	LG	Sack	Yds.	Rtg.		
1989	Pittsburgh	2	2	62	34	54.8	356	1	1.6	0	0.0	33	1	15	77.1		
1997	Denver	1	0	0	0	0.0	0	0	0.0	0	0.0	0	0	0	0.0		
1998	Denver	2	0	0	0	0.0	0	0	0.0	0	0.0	0	0	0	0.0		
CAREER TOTAL		5	2	62	34	54.8	356	1	1.6	0	0.0	33	1	15	77.1		



		RUSHING					SCORING				
Year	Club	Att.	Yds.	Avg.	LG	TD	TD	TD	TD	2pt	Pts.
1989	Pittsburgh	3	5	1.6	4	0	0	0	0	0	0
1997	Denver	0	0	0.0	0	0	0	0	0	0	0
1998	Denver	7	-3	-0.4	2	0	0	0	0	0	0
CAREER TOTAL		10	2	0.2	4	0	0	0	0	0	0

BRISTER'S SINGLE-GAME HIGHS

(Postseason in parenthesis)

Most pass attempts — 48 vs. Buffalo, 12/12/93 (33 at Houston, 12/31/89). **Most pass completions** — 28 vs. Buffalo, 12/12/93 (19 at Denver, 1/7/90). **Most yards passing** — 353 at Denver, 10/14/90 (229 at Denver, 1/7/90). **Most touchdown passes** — 4, four times, most recently vs. Philadelphia, 10/4/98 (1 at Denver, 1/7/90). **Most interceptions** — 3, four times, most recently vs. Miami, 9/30/90 (none). **Longest pass completion** — 90 to Dwight Stone at Denver, 10/14/90 (33 in 1989). **Longest rush** — 38 (TD) at Kansas City, 11/16/98 (4 at Denver, 1/7/90).

BUBBY BRISTER CAREER GAME-BY-GAME

1986 — Pittsburgh		PASSING							RUSHING				
Opponent	S/P	Att.	Comp.	Yds.	Pct.	TD	INT	S/Yds.	Att.	Yds.	Avg.	TD	
at Seattle													
vs Denver													
at Minneapolis													
at Houston													
vs Cleveland													
at Cincinnati	(S)	33	12	191	.364	0	0	1/11	5	8	1.6	1	
vs New England	(S)	27	9	100	.333	0	2	5/46	1	2	2.0	0	
vs Cincinnati													
vs Green Bay													
at Buffalo													
vs Houston													
at Cleveland													
at Chicago													
vs Detroit													
at New York Jets													
vs Kansas City													
Regular Season Total		60	21	291	.350	2	0	6/57	6	10	1.7	9	

1987 — Pittsburgh		PASSING							RUSHING			
Opponent	S/P	Att.	Comp.	Yds.	Pct.	TD	INT	S/Yds.	Att.	Yds.	Avg.	TD
vs San Francisco												
at Cleveland	(P)	5	1	10	.200	0	1	0	0	0	0.0	0
vs New York Jets												
at Atlanta												
at Los Angeles												
vs Indianapolis												
vs Cincinnati												
at Miami												
at Kansas City												
vs Houston	(P)	7	3	10	.429	0	2	0	0	0	0.0	0
at Cincinnati												
vs New Orleans												
vs Seattle												
at San Diego												
at Houston												
vs Cleveland												
Regular Season Total		12	4	20	.333	3	0	2/14	0	0	0.0	0

1988 — Pittsburgh		PASSING							RUSHING				
Opponent	S/P	Att.	Comp.	Yds.	Pct.	TD	INT	S/Yds.	Att.	Yds.	Avg.	TD	
vs Dallas	(S)	27	13	214	.481	0	0	1/0	3	12	4.0	1	
at Washington	(S)	28	12	258	.429	2	0	0/0	2	10	5.0	1	
vs Cincinnati	(S)	30	15	235	.500	1	2	5/40	8	40	5.0	0	
at Buffalo	(S)	36	22	330	.733	1	1	3/16	3	2	0.6	2	
vs Cleveland	(S)	14	4	28	.286	0	2	2/17	2	7	3.5	0	
at Phoenix				DID NOT PLAY									
vs Houston				DID NOT PLAY									
vs Denver				DID NOT PLAY									
at NY Jets	(S)	25	11	238	.440	1	2	6/29	4	29	7.3	0	
at Cincinnati	(S)	29	11	147	.379	0	0	4/50	4	7	1.8	0	
vs Philadelphia	(S)	25	11	226	.440	1	1	4/42	1	6	6.0	0	
at Cleveland	(S)	35	16	220	.457	0	2	6/53	4	16	4.0	0	
vs Kansas City	(S)	27	13	122	.481	0	1	0/0	4	12	3.0	0	
at Houston	(S)	36	17	311	.472	0	1	3/19	1	7	7.0	0	
at San Diego	(S)	32	17	206	.531	1	1	3/34	5	29	5.8	2	
vs Miami	(S)	26	13	99	.500	0	0	0/0	4	32	8.0	0	
Regular Season Total		370	175	2,634	.473	14	11	36/292	45	209	4.6	6	



1989 — Pittsburgh		PASSING							RUSHING			
Opponent	S/P	Att.	Comp.	Yds.	Pct.	TD	INT	S/Yds.	Att.	Yds.	Avg.	TD
vs Cleveland	(S)	22	10	84	.455	0	3	6/67	2	-8	-4.0	0
at Cincinnati	(S)	35	19	244	.543	1	0	6/56	1	15	15.0	0
vs Minnesota	(S)	22	16	157	.727	1	0	4/38	4	-10	-2.5	0
at Detroit	(S)	27	21	267	.777	1	0	7/54	5	22	4.4	0
vs Cincinnati	(S)	31	19	169	.613	1	0	3/35	4	20	5.0	0
at Cleveland												
at Houston												
vs Kansas City	(S)	27	17	253	.630	2	0	2/21	2	-2	-1.0	0
at Denver	(S)	26	11	101	.423	1	0	2/24	0	0	0.0	0
vs Chicago	(S)	26	14	125	.538	0	3	4/35	0	0	0.0	0
vs San Diego	(S)	27	12	142	.444	0	0	4/39	2	-5	-2.5	0
at Miami	(S)	18	8	167	.444	0	0	1/6	2	-7	-3.5	0
vs Houston	(S)	21	9	73	.429	0	1	3/30	1	0	0.0	0
at NY Jets	(S)	29	15	175	.517	0	1	2/15	1	2	2.0	0
vs New England	(S)	16	9	158	.562	0	0	2/30	1	-8	-8.0	0
at Tampa Bay	(S)	15	7	178	.466	2	2	1/9	1	6	6.0	0
Regular Season Total		342	187	2,365	.547	10	9	45/452	27	25	0.0	0
at Houston (Wild Card)	(S)	33	15	127	.455	0	0	1/15	1	1	1.0	0
at Denver (Div. Playoff)	(S)	29	19	229	.655	1	0	0/0	2	4	2.0	0
Postseason Total		62	34	356	.548	1	0	1/15	3	5	1.6	0

1990 — Pittsburgh		PASSING							RUSHING			
Opponent	S/P	Att.	Comp.	Yds.	Pct.	TD	INT	S/Yds.	Att.	Yds.	Avg.	TD
at Cleveland	(S)	32	17	193	.531	0	2	3/32	1	-2	-2.0	0
vs Houston	(S)	23	9	81	.391	0	0	4/26	0	0	0.0	0
at LA Raiders	(S)	28	19	156	.679	0	1	6/38	3	0	0.0	0
vs Miami	(S)	18	7	76	.388	0	3	5/33	1	7	7.0	0
vs San Diego	(S)	14	11	132	.789	2	0	2/9	1	6	6.0	0
at Denver	(S)	28	21	353	.750	4	0	1/10	2	7	3.5	0
at San Francisco	(S)	22	13	120	.590	1	1	2/17	2	3	1.5	0
vs LA Rams	(S)	24	15	161	.625	4	1	1/5	2	6	3.0	0
vs Atlanta	(S)	17	11	216	.647	2	0	1/2	1	-2	-2.0	0
at Cincinnati	(S)	27	14	112	.519	0	0	0/0	0	0	0.0	0
at NY Jets	(S)	24	18	187	.750	2	2	2/12	1	8	8.0	0
vs Cincinnati	(S)	40	18	234	.450	0	1	1/8	2	2	1.0	0
vs New England	(S)	20	10	171	.500	1	1	1/5	3	13	4.3	0
at New Orleans	(S)	25	15	154	.600	0	1	0/0	4	2	2.0	0
vs Cleveland	(S)	19	10	139	.526	4	0	2/25	0	0	0.0	0
at Houston	(S)	26	15	240	.577	0	1	2/20	2	14	7.0	0
Regular Season Total		387	223	2,725	.576	14	20	28/213	25	64	2.6	0

1991 — Pittsburgh		PASSING							RUSHING				
Opponent	S/P	Att.	Comp.	Yds.	Pct.	TD	INT	S/Yds.	Att.	Yds.	Avg.	TD	
vs San Diego	(S)	21	13	189	.619	1	1	2/12	0	0	0.0	0	
at Buffalo	(S)	29	15	134	.517	0	0	2/21	0	0	0.0	0	
vs New England	(S)	29	22	262	.759	1	0	1/15	1	-2	-2.0	0	
at Philadelphia	(S)	25	12	190	.480	2	1	3/30	1	-1	-1.0	0	
at Indianapolis	(S)	16	13	181	.812	2	2	2/14	0	0	0.0	0	
vs. NY Giants	(S)	16	6	97	1.00	0	1	2/20	1	2	2.0	0	
vs Seattle													
at Cleveland													
at Denver													
at Cincinnati													
vs Washington													
vs Houston													
at Dallas													
at Houston													
vs Cincinnati	(S)	28	15	184	.534	2	2	1/7	5	12	2.4	0	
vs Cleveland	(S)	25	7	113	.270	1	0	2/26	3	6	2.0	0	
Regular Season Total		190	103	1,350	.542	9	9	15/145	11	17	1.6	0	

1992 — Pittsburgh		PASSING							RUSHING			
Opponent	S/P	Att.	Comp.	Yds.	Pct.	TD	INT	S/Yds.	Att.	Yds.	Avg.	TD
at Houston				DID NOT PLAY								
vs NY Jets				DID NOT PLAY								
at San Diego				DID NOT PLAY								
at Green Bay				DID NOT PLAY								
at Cleveland				DID NOT PLAY								
vs Cincinnati				DID NOT PLAY								
at Kansas City				DID NOT PLAY								
vs Houston				DID NOT PLAY								
at Buffalo				DID NOT PLAY								
vs Detroit	(P)	4	2	15	.500	1	0	0/0		0	0.0	0
vs Indianapolis	(S)	22	10	109	.455	0	1	0/0	4	2	2.0	0
at Cincinnati				DID NOT PLAY								
vs Seattle	(P)	12	6	69	.500	0	2	0/0	2	6	3.0	0
at Chicago	(S)	31	14	143	.452	0	2	5/38	2	10	5.0	0
vs Minnesota	(S)	22	13	160	.591	0	0	3/30	1	0	0.0	0
vs Cleveland	(S)	25	18	223	.720	1	0	5/20	1	-2	-2.0	0
Regular Season Total		116	63	719	.543	2	5	13/88	10	16	1.6	0
vs Buffalo (Div. Playoff)				DID NOT PLAY								

1993 — Philadelphia												
Opponent	PASSING							RUSHING				
	S/P	Att.	Comp.	Yds.	Pct.	TD	INT	S/Yds.	Att.	Yds.	Avg.	TD
vs Phoenix												
at Green Bay												
vs Washington												
at NY Jets	(P)	17	11	108	.647	2	0	0/0	4	19	4.8	0
vs Chicago	(S)	33	18	209	.545	1	2	7/42	5	14	2.8	0
at NY Giants												
at Phoenix												
vs Miami												
vs NY Giants	(S)	20	9	94	.450	0	0	4/13	1	-1	-1.0	0
at Washington	(S)	31	19	170	.613	1	0	1/6	4	6	1.5	0
at Dallas	(S)	45	27	248	.600	2	1	0/0	0	0	0.0	0
vs Buffalo	(S)	48	28	299	.583	1	0	1/1	0	0	0.0	0
at Indianapolis	(S)	30	21	217	.700	1	1	3/28	2	3	1.5	0
at San Francisco	(S)	43	26	350	.605	3	1	3/43	1	-2	-2.0	0
Regular Season Total		116	63	719	.543	2	5	13/88	10	16	1.6	0

1994 — Philadelphia												
Opponent	PASSING							RUSHING				
	S/P	Att.	Comp.	Yds.	Pct.	TD	INT	S/Yds.	Att.	Yds.	Avg.	TD
at NY Giants												
vs Chicago												
vs Green Bay												
at San Francisco												
vs Washington												
at Dallas												
vs Houston												
at Washington												
vs Arizona												
vs Cleveland												
at Arizona												
at Atlanta												
vs Dallas												
at Pittsburgh												
vs NY Giants	(S)	39	25	182	.641	1	1	1/11	1	7	7.0	0
at Cincinnati	(S)	37	26	325	.703	1	0	4/28	0	0	0.0	0
Regular Season Total		76	51	507	.671	2	1	5/39	1	7	7.0	0

1995 — N.Y. Jets												
Opponent	PASSING							RUSHING				
	S/P	Att.	Comp.	Yds.	Pct.	TD	INT	S/Yds.	Att.	Yds.	Avg.	TD
at Miami	(P)	8	5	37	.630	0	1	0/0	0	0	0.0	0
vs Indianapolis												
vs Jacksonville												
at Atlanta												
vs Oakland	(P)	4	1	0	.250	0	0	0/0	0	0	0.0	0
at Buffalo	(S)	23	13	112	.565	1	1	1/3	2	0	0.0	0
at Carolina	(S)	41	17	143	.417	0	3	4/26	1	-1	-1.0	0
vs Miami	(S)	26	15	152	.577	2	1	3/17	4	-5	-1.3	0
at Indianapolis	(S)	31	19	154	.613	1	1	4/25	5	6	1.2	0
vs New England	(P)	8	3	18	.375	0	0	0/0	1	2	2.0	0
vs Buffalo												
at Seattle												
vs St. Louis												
at New England												
at Houston												
vs New Orleans	(S)	29	20	110	.690	0	1	0/0	3	16	5.3	0
Regular Season Total		170	93	726	.547	4	8	16/122	16	18	1.1	0

Brister was out of football in 1996, and played in one game with Denver in 1997 (vs. S.D., 12/21: 6-9, 48 yds., LG of 15).

1998 — Denver												
Opponent	PASSING							RUSHING				
	S/P	Att.	Comp.	Yds.	Pct.	TD	INT	S/Yds.	Att.	Yds.	Avg.	TD
vs New England												
vs Dallas	(S)	1	1	38	1.000	0	0	0	1	2	2.0	0
at Oakland	(S)	17	10	140	.588	2	1	1/9	5	38	7.6	0
at Washington	(S)	24	16	180	.667	2	0	0	4	6	1.5	0
vs Philadelphia	(S)	29	16	203	.552	4	1	2/13	1	11	11.0	0
at Seattle												
vs Jacksonville												
at Cincinnati												
vs San Diego	(S)	33	20	229	.606	2	1	2/15	2	-2	-1.0	0
at Kansas City	(S)	23	13	180	.565	0	0	1/6	6	47	7.8	1
vs Oakland												
at San Diego												
vs Kansas City												
vs NY Giants												
at Miami	(S)	4	2	16	.500	0	0	1/6	0	0	0.0	0
vs Seattle												
Regular Season Total		131	78	985	.595	10	3	7/49	19	102	5.4	1
vs. Miami (Div. Playoff)		0	0	0	.000	0	0	0/0	6	-2	-0.3	0
vs. N.Y. Jets (AFC Champ.)		0	0	0	.000	0	0	0/0	1	-1	-1.0	0
vs. Atlanta (SBXXXIII)		0	0	0	.000	0	0	0/0	1	-1	-1.0	0
Postseason Total		0	0	0	.000	0	0	0/0	7	-3	-0.4	0

JEFF BROHM QUARTERBACK

6-1 • 205 • 5TH YR. • LOUISVILLE

BORN: April 24, 1971 in Louisville, Ky.
HIGH SCHOOL: Trinity High School in Louisville, Ky.
RESIDES: Louisville, Ky.
ACQUIRED: Free Agent, 1999
PRO YEAR: 5th • **YEAR WITH BRONCOS:** 1st
NFL GAMES PLAYED/STARTED: 8/0 • **POSTSEASON:** 0/0



Jeff Brohm was brought in to help solidify the Broncos' quarterback situation and figures to challenge for a roster spot during the team's 1999 training camp. Brohm has played in eight professional games (no starts) and is now with his fourth NFL team, having spent time previously with San Diego, San Francisco and Tampa Bay. His career quarterback rating is 79.2.

1998: Brohm spent the 1998 season on injured reserve with Tampa Bay (right hand sprain), after being acquired from San Francisco.

1997: Brohm played in five games with San Francisco, completing 16 of 24 passes for 164 yards and throwing one interception. He replaced an injured Steve Young in the team's opener at Tampa Bay (8/31), but also had to leave with a hip pointer. He completed 10 of 13 passes for 99 yards before leaving the game. **1996:** Brohm played in three games with the 49ers, completing 21 of 34 passes for 189 yards and a touchdown. He led the Niners to a big road win at Houston (10/27) after Steve Young suffered a concussion, producing career highs in every offensive category with 176 yards on 19 of 30 passing, including a long of 49 yards. Brohm also ran nine times for 35 yards in the contest. He was inactive as the third QB in 13 games. Brohm made his NFL debut Sept. 8 against the Rams, but did not throw a pass. **1995:** Brohm spent the preseason in San Diego's training camp but was released before the season. He signed with the 49ers Dec. 6 and was inactive for the final three games of the season. **1994:** Brohm served as San Diego's third quarterback for the entire season as the Chargers advanced to the Super Bowl. San Diego signed him as a rookie free agent out of Louisville.

COLLEGE: Brohm, a native of Louisville, Ky., starred at the University of Louisville, where he was a two-year starter and ranks third on the Cardinals' career passing chart with 5,451 yards. He completed 402 of 715 passes with 38 touchdowns and 28 interceptions. Brohm was the team's MVP after each of his last two seasons and earned honorable mention All-America acclaim as a senior when he set school single-season records for passing yards (2,626), touchdowns passes (20) and completion percentage (60.8). He took over the starting role as a junior, completing 155 of 297 passes for 2,008 yards and nine touchdowns, while producing four come-from-behind wins on the season. Brohm was granted a medical redshirt by the NCAA after his first junior season in 1991 because of a broken leg suffered in the season's second game. He saw limited action during his freshman and sophomore seasons. Brohm was a business management major.

PERSONAL: Brohm was a former Mr. Football award winner in the state of Kentucky at Trinity High School in Louisville. He was all-state and High School Player of the Decade, and was nicknamed "The Messiah" when he chose to go to Louisville. Brohm also played two years (1990-91) as an outfielder in the Cleveland Indians' minor-league system. He earned a spot on the Athletic Director's academic Honor Roll at Louisville. Jeffrey Scott Brohm was born April 24, 1971 in Louisville, Ky.

BROHM'S REGULAR SEASON RECORD

PASSING														
Year	Club	G	S	Att.	Comp.	Pct.	Yds.	TD	%	Int.	%	LG	Sack	Yds.
1994	San Diego	0	0	0	0	0.0	0	0	0.0	0	0.0	0	0	0
1995	San Francisco	0	0	0	0	0.0	0	0	0.0	0	0.0	0	0	0
1996	San Francisco	3	0	34	21	61.8	189	1	2.9	0	0.0	49	2	10
1997	San Francisco	5	0	24	16	66.7	164	0	0.0	1	4.2	21	5	37
1998	Tampa Bay													
INJURED RESERVE (right hand sprain)														
CAREER TOTAL		8	0	58	37	63.8	353	1	1.7	1	1.7	49	7	47
RUSHING														
Year	Club	No.	Yds.	Avg.	LG	TD	SCORING							
1994	San Diego	0	0	0.0	0	0	TD	TDr	TDp	TDrt	2pt	Pts.		
1995	San Francisco	0	0	0.0	0	0	0	0	0	0	0	0	0	0
1996	San Francisco	16	43	2.7	22	0	0	0	0	0	0	0	0	0
1997	San Francisco	4	11	2.8	10	0	0	0	0	0	0	0	0	0
1998	Tampa Bay													
INJURED RESERVE (right hand sprain)														
CAREER TOTAL		20	54	2.7	22	0	0	0	0	0	0	0	0	0

BROHM'S SINGLE-GAME HIGHS

Most pass attempts — 30 at Houston, 10/27/96. **Most pass completions** — 19 at Houston, 10/27/96. **Most passing yards** — 176 at Houston, 10/27/96. **Most touchdown passes** — 1 at Houston, 10/27/96. **Most interceptions** — 1 at Kansas City, 11/30/97. **Longest pass completion** — 49 to Terry Kirby at Houston, 10/27/96.



CYRON BROWN DEF. TACKLE

6-5 • 275 • 2ND YR. • WESTERN ILLINOIS

BORN: June 28, 1975 in Chicago, Ill.**HIGH SCHOOL:** Lane Tech, Chicago, Ill.**RESIDES:** Lone Tree, Colo.**ACQUIRED:** Rookie Free Agent, 1998**PRO YEAR:** 2nd • YEAR WITH BRONCOS: 2nd**NFL GAMES PLAYED/STARTED:** 4/0

73

Cyron Brown made great strides during his rookie season of 1998 after joining the Broncos as an undrafted free agent out of Western Illinois. After bulking up considerably from a collegiate playing weight of 241 pounds, Brown hopes to maintain all the speed and athleticism on his 275-pound frame to make a big impact in his second NFL season. He played in four games last season, both on defense and special teams.

1998: Brown played in four games (vs. Dal., 9/13; at Oak., 9/20; at Miami, 12/21 and vs. Sea., 12/27) as a rookie, both on defense and special teams, and was inactive for the other 12. His appearance as a reserve defensive end vs. Dallas was the first of his NFL career. He saw his next action the following week at Oakland (9/20), and did not play again until Dec. 21 at Miami. Brown was declared inactive for all three postseason games. In the preseason Brown played in all four games and posted six tackles (4 solo), including one sack (-5), to go along with one pass defended, to win a roster spot as an undrafted free agent.

COLLEGE: Brown played just one season at Western Illinois (1997) after transferring from Illinois, but had a memorable year, finishing second on the team with 107 tackles (52 solo), including no fewer than six in every game. He played in 12 of the Leathernecks' 13 games and recorded 14 sacks, 39 tackles for loss (-183), seven pass breakups, two fumble recoveries, two forced fumbles and a blocked punt that was recovered for a touchdown. Brown, who had a sack in every game but one, recorded 28% of his tackles behind the line of scrimmage, and had a career-high three sacks in his collegiate finale vs. Div I-AA runner-up McNeese State (12/6) in a second-round playoff game. He was a Buck Buchanan Award Candidate. At Illinois (1993-96), Brown redshirted in 1993, then went on to record 61 stops (39 solo) — including six tackles for loss and four sacks — as a defensive lineman and linebacker during his Fighting Illini career. He was named the Bresee Award winner in 1994 for being the most improved defensive player during spring practice.

PERSONAL: A native of Chicago, Ill., Brown was all-state and team MVP in football, as well as all-city in basketball, at Lane Tech. He has a 5-year-old son, Darius DeAndre. Cyron DeAndre Brown was born June 28, 1975 in Chicago. He is single and makes his home in Lone Tree, Colo.

BROWN'S REGULAR SEASON RECORD

Year	Club	G	S	UT	A	TT	S-Yds.	I-Yds.	PD	FF	FR	TD-Int.	TD-FR	S	Pts.
1998	Denver	4	0	0	0	0	0-0	0-0	0	0	0	0	0	0	0



ERIC BROWN SAFETY

6-0 • 210 • 2ND YR. • MISSISSIPPI STATE

BORN: March 20, 1975 in San Antonio, Texas**HIGH SCHOOL:** Converse-Judson High School, San Antonio, Texas**RESIDES:** Denver, Colo.**ACQUIRED:** Draft #2 (61st overall), 1998**PRO YEAR:** 2nd • YEAR WITH BRONCOS: 2nd**NFL GAMES PLAYED/STARTED:** 11/10

26

Eric Brown stands poised in 1999 to regain the starting position in the Denver secondary that he relinquished over the latter part of 1998 because of a nagging groin injury. As a rookie, Brown played in 11 games and started 10, making 43 tackles (29 solo) and knocking down three passes. He earned All-Rookie acclaim from *Football*

News, Football Digest and *College & Pro Football Newsweekly*, after being selected by Denver in the second round (61st overall) of the 1998 draft.

1998: Brown — named to the all-rookie teams of *Football News*, *Football Digest* and *College & Pro Football Newsweekly* — started 10 games and played in 11 at strong safety, recording 43 tackles (29 solo), as well as three passes defended and a fumble recovery in his rookie season. He also had eight tackles on special teams, including a season-high 2 vs. Jacksonville (10/25). Brown played but did not start at Seattle (10/11), being replaced in the starting lineup by Tyrone Braxton as the Seahawks opened in a three-wide receiver set, and was then inactive for games 11-14 and 16 because of a groin injury suffered in practice 11/19. He returned to action at Miami (12/21), starting at strong safety, but came out in the second quarter when the injury flared up again, and was back on the inactive list (Fri.) for the season-finale vs. Seattle (12/27). Brown's Week 1 start vs. New England (9/7) was the first of his NFL career, as he became the second rookie defensive back to start for a defending Super Bowl champion, following Washington's Darrell Green, who did so in 1983. He recovered his first NFL fumble at Washington (9/27) in the fourth quarter to set up Denver's final touchdown in a 38-16 win. Brown turned in the high-tackle performance of his young career at Cincinnati (11/1), posting 10 (9 solo) to rank second on the team. Brown was declared inactive for all three postseason contests because of a groin injury that kept him out of five of the final six regular season games. In the preseason Brown played in all four games and started two (at St. Louis, 8/8, and at Tennessee, 8/29) at strong safety. He was inserted into the starting lineup on a full-time basis the week of the Tennessee game. Brown was impressive in compiling 16 tackles (15 solo), second-most on the team, and also recovered a fumble in the opener at St. Louis (8/8), as well as contributing a tackle on special teams.

COLLEGE: Brown was a two-year starter at Mississippi State, where he was named All-American by *The Poor Man's Guide* to the NFL Draft and earned All-Southeastern Conference second-team honors as a senior in 1997. For his career he made 102 tackles (77 solo), including six sacks (-50), and posted three interceptions (33 yds. in returns, 1 TD), eight passes defended, two forced fumbles and four fumble recoveries. Brown was a business information systems major at Mississippi State. He began his college career at Blinn College in Brenham, Texas, where he lettered twice as a strong safety and was the top-ranked junior college defensive back in the country.

PERSONAL: Brown was a standout defensive back at Converse-Judson High School in San Antonio, Texas, where he also lettered in track with a high-jump best of 7 feet, a long-jump best of 24 feet and triple-jump best of 50 feet. He was born Eric Jon Brown on March 20, 1975 in San Antonio, Texas. Eric and his wife, Donecia, make their home in Denver.

BROWN'S REGULAR SEASON RECORD

Year	Club	G	S	UT	A	TT	S-Yds.	I-Yds.	PD	FF	FR	TD-Int.	TD-FR	S	Pts.
1998	Denver	11	10	29	14	43	0-0	0-0	3	0	1	0	0	0	0

ADDITIONAL STATISTICS: Special teams tackles — 1998 (8).



GLENN CADREZ LINEBACKER

6-3 • 240 • 8TH YR. • HOUSTON

BORN: January 2, 1970 in El Centro, Calif.**HIGH SCHOOL:** Central Union High School, El Centro, Calif.**RESIDES:** El Centro, Calif.**ACQUIRED:** Free Agent, 1995**PRO YEAR:** 8th • YEAR WITH BRONCOS: 5th**NFL GAMES PLAYED/STARTED:** 107/22 • POSTSEASON: 8/3

59

Glenn Cadrez's career took a significant step forward in 1998 when he won the starting middle linebacker position in training camp and went on to finish second on the team in tackles. His play gave the Denver defense a spark as it successfully defended its World Championship and won its second straight Super Bowl, with Cadrez leading all Broncos defenders in the win over Atlanta with eight tackles (4 solo). A seven-year veteran, Cadrez has now played in 107 career games (22 starts) and made 180 tackles (118 solo), including six sacks (-23), as well as two passes defended, three forced fumbles and one fumble recovery. He came to the Broncos Sept. 27, 1995 after playing in the season-opener for the Jets. He had played under Broncos defensive coordinator Greg Robinson during his three-year stay in New York. Cadrez was originally a sixth-round pick (154th overall) by the Jets in 1992.

1998: Cadrez started at his new position of middle linebacker in 15 of the 16 games and ranked second on the team with a career-high 105 tackles (76 solo), including a career-high four sacks (-20), to go along with two passes defended, the first two interceptions of his career, three forced fumbles and four special teams tackles (high of 2 vs. K.C., 12/6). He did not start vs. Seattle in the season-finale (nickel package). His first sack since 1995 came at Washington (9/27) when he dropped Trent Green for an 8-yd. loss in the 4th qtr., which was followed the next week by a 2-yd. sack of Philadelphia's Bobby Hoyer. After posting the first two sacks of his career on back-to-back plays in a 1995 game vs. Jacksonville, (12/3) Cadrez went 38 games without a sack before posting two in a two-game span. He added his third sack vs. Jacksonville (10/25) with an 8-yd. sack of Mark Brunell in the 2nd qtr., and his fourth at San Diego (11/29) on Craig Whelihan (-2). Cadrez's first career interception came at Seattle in Week 6, when he plucked a John Friesz pass to halt a potential go-ahead drive by the Seahawks in the fourth quarter. Denver led 21-16 and Seattle had driven to the Broncos' 28-yd. line before Cadrez came up with the interception, which he returned 6 yds., to go along with a then-career-high 10 tackles (9 solo) to lead the team. He topped that effort with a team-leading 11 tackles (7 solo) three weeks later at Cincinnati (11/1), and then established a new career best by leading the club with 12 tackles (7 solo) in a 30-7 Broncos win at Kansas City (11/16) on Monday Night Football. Cadrez victimized Seattle again for his second career interception, snaring a Jon Kitna pass just before halftime in the season-finale (12/27).

Postseason: Cadrez started at middle linebacker in all three contests and tied for fourth on the team with 14 tackles (7 solo). He made his first career postseason start in the AFC Divisional Playoff Game vs. Miami (1/9) and posted two tackles (1 solo) with one pass defended, and then contributed four tackles (2 solo) in the AFC Championship Game vs. the Jets (1/17). Cadrez was Denver's leading tackler in Super Bowl XXXIII vs. Atlanta (1/31), posting eight (4 solo).

1997: Cadrez contributed at linebacker in all 16 games, making eight tackles (7 solo), and on special teams where he added six more and a forced fumble. His forced fumble came on the opening kickoff of the second half vs. Seattle (11/2), and was scooped up and returned six yards for a touchdown by Darrius Johnson. At Atlanta (9/28) he recorded one assisted tackle and one special teams stop in Denver's 29-21 victory. He also had two solo stops and a special teams tackle at Oakland (10/19) and followed that up with two solo tackles the next week at Buffalo. In the season-finale vs. San Diego (12/21) he made one solo tackle, and played on special teams. In the postseason Cadrez saw action at linebacker in all four games, making three tackles (2 solo), and also contributed on special teams. He had one assisted tackle at Pittsburgh and served as the "spy" on Steelers quarterback Kordell Stewart for most of the day, as Stewart only ran for 11 yards on two carries after his 33-yard touchdown in the first quarter. In Denver's 42-17 AFC Wild Card Playoff win over Jacksonville (12/21/97) Cadrez made two solo tackles and participated on special teams. **1996:** Cadrez saw action in all 16 regular season games, both as a linebacker and on special teams. He made 15 tackles (7 solo), including half a sack, on defense and six tackles on special teams. His most extensive action of the season came vs. San Diego (10/6) when he replaced an injured John Mobley and played nearly half the game at weakside linebacker. He also replaced Mobley for a significant portion of the game at Oakland (11/4) on Monday Night Football, making two tackles (one solo). He participated on special teams in Denver's lone postseason contest. **1995:** Cadrez, who had played in the season opener as a member of the New York Jets before being released Sept. 19, made his first professional start at left linebacker at New England (10/8) as a replacement for the injured Elijah Alexander. He took over that role full-time when Alexander was placed on injured reserve (11/22). Cadrez finished the season with 44 tackles (22 solo), two sacks and one fumble recovery on defense, and contributed two more tackles on special teams. Cadrez made his first appearance as a Bronco at Seattle (10/1), and started the following week at New England (10/8). He tore cartilage in his right knee during the latter contest, and underwent arthroscopic surgery Tuesday, Oct. 10. He was expected to miss two weeks, but did not return to action until Nov. 5 when the Broncos faced the Cardinals. Cadrez registered the first two sacks of his career on consecutive plays — third and fourth down — to thwart a late Jacksonville rally Dec. 3 in the Broncos' 31-23 win. He also made a key play in the fourth quarter of the Broncos' come-from-behind victory at Oakland in the season finale (12/24), recovering a fumble at Denver's 28-yard line with 3:52 remaining in the game and the score tied at 28-28. The recovery stalled the Raiders' potential game-winning drive, and set up the Broncos' own game-winning drive that culminated with a Jason Elam 37-yard field goal. **1994:** As a member of the New York Jets, Cadrez played in all 16 games, primarily on special teams, recording 11 special teams stops. **1993:** Cadrez played in all 16 games, recording 11 special teams tackles and six tackles as a backup linebacker. **1992:** As a rookie, Cadrez played in all 16 games, registering eight special teams tackles on the season. He was a sixth-round pick (154th overall) by the Jets in 1992.

COLLEGE: Cadrez played collegiately at the University of Houston from 1990-91, where he earned All-Southwest Conference honors as a senior in 1991 when he led the Cougars with 12 sacks as a defensive end. For the season he recorded 63 tackles, one forced fumble and 14 tackles for loss. Cadrez transferred to Houston from Chaffey Junior College, where he led the team in tackles and sacks both seasons he was there.

PERSONAL: Cadrez is a native of El Centro, Calif., where he attended Central Union High School and was an all-league selection in football. He and his wife, Betsy, and their two daughters, make their home in El Centro. Cadrez opened a restaurant in his hometown last year. Glenn E. Cadrez was born January 2, 1970.

CADREZ'S REGULAR SEASON RECORD

Year	Club	G	S	UT	A	TT	S-Yds.	I-Yds.	PD	FF	FR	TD-Int.	TD-FR	S	Pts.
1992	NY Jets	16	0	1	0	1	0-0	0-0	0	0	0	0	0	0	0
1993	NY Jets	16	0	5	1	6	0-0	0-0	0	0	0	0	0	0	0
1994	NY Jets	16	0	0	1	1	0-0	0-0	0	0	0	0	0	0	0
1995	NYJ/Denver	11	7	22	22	44	2-3	0-0	0	0	1	0	0	0	0
1996	Denver	16	0	7	8	15	0-0	0-0	0	0	0	0	0	0	0
1997	Denver	16	0	7	1	8	0-0	0-0	0	0	0	0	0	0	0
1998	Denver	16	15	76	29	105	4-20	2-11	2	3	0	0	0	0	0
CAREER TOTAL		107	22	118	62	180	6-23	2-11	2	3	1	0	0	0	0

ADDITIONAL STATISTICS: Special teams tackles — 1992 (8), 1993 (11), 1994 (11), 1995 (3), 1996 (6), 1997 (6), 1998 (4), TOTAL (49).

CADREZ'S POSTSEASON RECORD

Year	Club	G	S	UT	A	TT	S-Yds.	I-Yds.	PD	FF	FR	TD-Int.	TD-FR	S	Pts.
1996	Denver	1	0	0	0	0	0-0	0-0	0	0	0	0	0	0	0
1997	Denver	4	0	2	1	3	0-0	0-0	0	0	0	0	0	0	0
1998	Denver	3	3	7	7	14	0-0	0-0	1	0	0	0	0	0	0
CAREER TOTAL		8	3	9	8	17	0-0	0-0	1	0	0	0	0	0	0



DWAYNE CARSWELL TIGHT END

6-3 • 260 • 6TH YR. • LIBERTY

BORN: January 18, 1972 in Jacksonville, Fla.
HIGH SCHOOL: University Christian High School, Jacksonville, Fla.
RESIDES: Aurora, Colo.
ACQUIRED: Rookie Free Agent, 1994
PRO YEAR: 6th • **YEAR WITH BRONCOS:** 6th
NFL GAMES PLAYED/STARTED: 61/7 • **POSTSEASON:** 8/1

89

Dwayne Carswell continues to be one of the most valuable backups on the Broncos' roster, spelling All-Pro tight end Shannon Sharpe as well as providing outstanding special teams play throughout his five-year career. Carswell has played in 61 career games (seven starts), catching 34 passes for 269 yards (7.9) with a long of 24 yards and one touchdown, while making 29 special teams tackles. He has also played in eight postseason games, in which he has caught five passes for 55 yards (11.0) with a long of 26 and made one special teams tackle. Carswell began his career with the Broncos in 1994 as a rookie free agent from Liberty University.

1998: Carswell played in all 16 games as the second tight end and caught four passes for 51 yds. (12.8) with a long of 15, as well as on special teams, where he made 10 tackles and forced a fumble (at K.C., 11/16). He started at Seattle (10/11) when the Broncos opened in a two-tight end alignment. **Postseason:** Carswell saw action as the second tight end and on special teams in all three games and caught one pass for 7 yds., while making one special teams tackle. The pass reception came in the AFC Championship Game vs. the Jets (1/17/99), while the special teams tackle came in the AFC Divisional Playoff Game vs. Miami (1/9).

1997: Carswell contributed in a reserve role at tight end and on special teams in all 16 games, and made two starts as Denver opened the game in a two-tight end set at Buffalo (10/26) and Kansas City (11/16). For the year he recorded 12 receptions for 96 yards (8.0), and scored his first career touchdown on a career-best 24-yard reception from John Elway vs. St. Louis (9/14). In that game Carswell tied his career high for receptions (4), and set a new career high for receiving yards (47). He also injured tissue on the top of his left foot during the St. Louis game and was held out of practice the following week, but did not miss a game. Carswell made 12 special teams tackles on the season, and recovered a fumble on a kickoff at Buffalo (10/26). He was named the Broncos'

special teams captain at midseason, joining offensive captains John Elway and Terrell Davis and defensive captains Steve Atwater and Bill Romanowski. In the postseason Carswell saw action at tight end in all four postseason games and caught two passes for 30 yards (15.0) with a long of 26, while also contributing one tackle on special teams. In Denver's 31-24 victory in Super Bowl XXXII vs. Green Bay (1/25/98) Carswell caught one pass for four yards, and also contributed on special teams. His other postseason grab, a 26-yarder, came in Denver's 14-10 AFC Divisional Playoff win at Kansas City (1/4/98). **1996:** Carswell saw action in all 16 regular season games and started one at tight end in place of Shannon Sharpe (at San Diego, 12/22). Most of his action during the regular season came on special teams and as the second tight end on offense. For the season he caught 15 passes for 85 yards, and made five special teams tackles according to unofficial press box statistics. He caught a career-high four passes (16 yards) vs. Oakland (12/15) in the Broncos' 24-19 victory, and later started at tight end in place of Shannon Sharpe (ankle) at San Diego (12/22) in Denver's regular season finale and caught three passes for 24 yards. Carswell started as the second tight end for Denver against the Chargers on Oct. 6, as the Broncos opened the game in a two-tight end set. He caught a three-yard pass and made one special teams tackle. He also saw plenty of action at tight end in Denver's regular season opener against the Jets, as Shannon Sharpe was nursing a slightly sprained ankle. In Denver's AFC Divisional Playoff vs. Jacksonville, Carswell saw action as the backup tight end, catching two passes for 18 yards with a long of 10, and also contributed on special teams in his first career postseason game. **1995:** Carswell was declared inactive for seven of the Broncos' first 13 games, before making his first career start against Seattle Dec. 10. He replaced the injured Shannon Sharpe (eye) and Jerry Evans (knee) in the starting lineup, and did so again the following week at Kansas City (12/17) when he caught two passes for 32 yards, including a career-best 23-yarder. He sprained his ankle on the second play of the game, but played through it. For the year, Carswell caught three passes for 37 yards and made two special teams tackles. His first action of the season came at Seattle (10/1) when he played on special teams, and he made his first appearance on offense versus Arizona (11/5). Carswell's first career start came Dec. 10 against Seattle when he caught his first career pass, a five-yarder from John Elway in the second quarter. He was inactive for the first four games of the season. **1994:** Carswell spent the first 11 weeks of the season on the practice squad before being moved to the active roster during the week of the Cincinnati game (11/27). He played on special teams during that game, and then saw his first duty at tight end the following week at Kansas City (12/4). Carswell again saw action in the following two games, recovering a fumble against the Raiders (12/11), but was inactive in the season finale against New Orleans (12/24).

COLLEGE: Carswell finished his career at Liberty with 65 receptions for 511 yards and two touchdowns, and posted senior-year totals of 32 receptions for 259 yards in 1993. He also played in the Flames' offensive backfield for two seasons, finishing 1991 with 435 yards rushing and five touchdowns. Carswell was coached at Liberty by former Cleveland Browns' head coach Sam Rutigliano.

PERSONAL: Carswell, a native of Jacksonville, Fla., earned all-state honors as a junior and senior at Temple and University Christian High Schools. He was named second-team all-state as a sophomore at Temple, and also earned all-conference, all-district and all-county honors during his high school career as a safety, running back and wide receiver. He and his wife Tamara make their home in Aurora, Colo., with their daughters, Ashley and Aaron.

CARSWELL'S REGULAR SEASON RECORD

Year	Club	RECEIVING					SCORING						
		G	S	No.	Yds.	Avg.	LG	TD	TD	TDr	TDp	TDrt	2pt.
1994	Denver	4	0	0	0	0.0	0	0	0	0	0	0	0
1995	Denver	9	2	3	37	12.3	23	0	0	0	0	0	0
1996	Denver	16	2	15	85	5.7	11	0	0	0	0	0	0
1997	Denver	16	2	12	96	8.0	24	1	1	0	1	0	6
1998	Denver	16	1	4	51	12.8	15	0	0	0	0	0	0
CAREER TOTAL		61	7	34	269	7.9	24	1	1	0	1	0	6

ADDITIONAL STATISTICS: Recovered one fumble, 1994. Forced a fumble on special teams, 1998. Special teams tackles — 1994 (0), 1995 (2), 1996 (5), 1997 (12), 1998 (10), TOTAL (29).

CARSWELL'S POSTSEASON RECORD

Year	Club	RECEIVING					SCORING						
		G	S	No.	Yds.	Avg.	LG	TD	TD	TDr	TDp	TDrt	2pt.
1996	Denver	1	0	2	18	9.0	10	0	0	0	0	0	0
1997	Denver	4	0	2	30	15.0	26	0	0	0	0	0	0
1998	Denver	3	1	1	7	7.0	7	0	0	0	0	0	0
CAREER TOTAL		8	1	5	55	11.0	26	0	0	0	0	0	0

ADDITIONAL STATISTICS: Special teams tackles — 1997 (1), 1998 (1), TOTAL (2).

CARSWELL'S SINGLE-GAME HIGHS

(Postseason in parenthesis)

Most receptions — 4 vs. St. Louis, 9/14/97 and vs. Oakland, 12/15/96 (2 vs. Jacksonville, 1/4/97). **Most receiving yards** — 47 vs. St. Louis, 9/14/97 (26 at Kansas City, 1/4/98). **Most TD Receptions** — 1 vs. St. Louis, 9/14/97. **Longest Reception** — 24 yds. (TD) vs. St. Louis, 9/14/97 (26 yds. at Kansas City, 1/4/98).



DALE CARTER

CORNERBACK

6-1 • 188 • 8TH YR. • TENNESSEE

BORN: November 28, 1969 in Covington, Ga.

HIGH SCHOOL: Newton County High School, Covington, Ga.

RESIDES: Covington, Ga.

ACQUIRED: Unrestricted Free Agent, 1999

PRO YEAR: 8th • **YEAR WITH BRONCOS:** 1st

NFL GAMES PLAYED/STARTED: 104/88 • **POSTSEASON:** 4/3

40

The addition of Dale Carter to the Broncos' secondary in 1999 gives Denver a tremendous 1-2 punch at the cornerback position along with Ray Crockett, and solidifies the Broncos' standing among the top defensive units in the NFL. Carter's aggressive style of play and outstanding speed have given him the reputation of being one of the top cornerbacks in pro football today. Carter has played in 104 regular season games (88 starts), all with Kansas City, and recorded 21 interceptions (one touchdown), 473 tackles (330 solo), five forced fumbles, two fumble recoveries and 97 passes defended. He has participated in four postseason games. Carter is one of only two active players (Deion Sanders) to score touchdowns on a punt return, interception return and as a wide receiver during his career. He was Kansas City's first-round draft choice (20th overall) in 1992 and played seven seasons with the Chiefs.

1998: Carter played in 11 games (nine starts) at left cornerback for the Kansas City Chiefs, producing 54 tackles (34 solo) and two interceptions (23 return yds.). He registered a team-high 10 tackles (eight solo) and one pass defended vs. Oakland (9/6). He did not start the following week at Jacksonville (9/13) because of a foot injury, but recorded two tackles (one solo). Carter picked off a Ryan Leaf pass (23 yd. return) vs. San Diego (9/20), in addition to tallying one quarterback pressure and six tackles (two solo). His other interception came vs. Seattle (John Friesz) Oct. 4, along with a forced fumble, four tackles (two solo) and one pass defended. Carter suffered a right knee sprain at New England (10/11) and left the game after making three solo tackles. He started at left cornerback vs. the N.Y. Jets (11/1), but suffered an injury to his left forearm in the first quarter and did not return. Carter was listed as inactive with a left forearm injury at Seattle (11/8), vs. Denver (11/16) and at San Diego (11/22), then returned to action in a reserve role vs. Arizona (11/29) and totaled five tackles (four solo) with one pass breakup. At Denver (12/6) he started at left cornerback for the first time since the Jets game and racked up six tackles (five solo). Carter closed the season on the inactive list (forearm) for the final two games, at the N.Y. Giants (12/20) and at Oakland (12/26).

1997: Carter started in 15 of 16 games for the Chiefs, registering 77 tackles (55 solo), two interceptions (9 yards) and nine passes defended. He earned Pro Bowl honors for the fourth consecutive season — his third straight trip as a starter — and received first-team All-AFC accolades from *Pro Football Weekly* and *Football News*. In the postseason, Carter started and tallied four tackles against Denver (1/4/98) in an AFC Divisional game. **1996:** Carter earned a Pro Bowl nod for the third straight season, starting 14 of 16 games. He missed the season's final two games with a left knee sprain, but still paced the club with a career-high 21 passes defended and added three interceptions (17 yards), as well as two forced fumbles and a fumble recovery. He ranked fifth on the team with 65 tackles (55 solo). Carter was an All-Pro pick by *The Sporting News*, a second-team All-Pro selection by AP and a first-team All-AFC selection by UPI. He also merited a spot on the All-AFC team of *Football News*. Carter had the second rushing attempt of his career against Minnesota (11/3). **1995:** Carter played in all 16 games, starting 14, and was selected to the AFC Pro Bowl squad for the second straight year, his first as a starter. He was a first-team All-NFL choice by *USA Today*, received second-team All-NFL honors from AP and *College & Pro Football Newsweekly* and was named first-team All-AFC by *Pro Football Weekly*. Carter led the team with four interceptions (134 yards) and posted 16 passes defended to top the club for the fourth straight year. He posted 70 tackles (54 solo) and had nine stops on punt returns. Carter did not start in the season-opener at Seattle (9/3). He recorded all four of his interceptions in a three-game stretch

from Oct. 15-Nov. 5 (one vs. New England, two vs. Denver, one vs. Washington). Carter started the club's lone playoff contest vs. Indianapolis (1/7/96) and had one tackle and a pass deflection. **1994:** Carter started all 16 games and earned his first Pro Bowl trip after another stellar season, finishing third on the team with 94 tackles. He picked off two passes, deflected 15 others and returned 16 punts for a 7.8 avg., including a 42-yarder vs. Seattle (11/27). Carter's interceptions came against Cleveland (11/20) and Atlanta (9/18), the latter of which broke Jeff George's streak of 279 passes without an interception. **1993:** Carter played in 15 games (11 starts) and finished eighth on the club with 58 tackles (43 solo), while also posting 12 pass deflections (second on team), one interception (against Buffalo, 11/28) and a forced fumble. He also returned 27 punts for a 9.1 avg. (sixth in AFC), blocked a PAT and made 10 coverage tackles (fourth on team). He missed the season finale and all three playoff games after suffering a broken forearm at Minnesota (12/26). Carter moved to right cornerback after starting the first three games at left corner for Albert Lewis, who was also out with a broken forearm. Carter was a backup in games 4-7. He had his first pro carry on a reverse against Buffalo. **1992:** Carter played in all 16 games (nine starts) and won the Bert Bell trophy as the NFL Rookie of the Year. He was also named NFL Rookie of the Year by the Pro Football Writers of America and earned NFL Defensive Rookie of the Year honors from AP, *Pro Football Weekly* and *College & Pro Football Newsweekly* (co-winner). UPI named him their top rookie choice, and he was a consensus member of the various all-rookie teams. Carter was also a first-team selection as a punt returner by UPI. He scored a touchdown the very first time he touched a ball in an NFL game by scoring on a 46-yard punt return against San Diego (9/6). Carter also had a career-high 86-yard punt return for a score against Seattle (11/22), the second-longest in team history. His seven picks (tied for third in NFL) were the second-most ever by a Chiefs rookie, topped only by Bobby Hunt's eight in 1962. Carter was a first round (20th overall) selection by the Chiefs out of Tennessee.

COLLEGE: Carter was a standout free safety and return man at Tennessee, earning first-team All-America honors as a senior. He played just two seasons of major college ball after transferring from Ellsworth Community College in Iowa Falls, Iowa. As a two-year starter for the Vols, Carter posted 108 tackles (84 solo), nine interceptions and 10 pass deflections, while averaging 27.7 yards on 44 kick returns and 9.9 yards on 53 punt returns. He scored a touchdown on a kick return and an interception return. As a senior, Carter was an honorable mention All-America choice by AP, Football Writers Association, *Football News* and Walter Camp, and was a consensus All-SEC pick as well as a finalist for the Thorpe award, given to the nation's finest defensive back. He led the Vols secondary with 50 tackles (41 solo) and four interceptions. In his junior year, Carter was a first-team All-America choice by *The Sporting News* and second-team by AP as a kick returner, leading the nation with a 29.8 average (17 returns for 507 yards). He also averaged 13.1 yards per punt return (29 punts for 381 yards) and recorded 58 tackles (43 solo) and five interceptions (second in SEC). He was a two-time first-team All-American at Ellsworth Community College, setting a school career record with 17 interceptions (11 as a freshman) while returning six kicks for scores.

PERSONAL: Carter was a standout wide receiver and kick returner at Newton County High School in Covington, Ga., his hometown. He led the team to a 10-1 record as a senior, returning a punt or kickoff for a touchdown in every contest that year. His older brother, Jake Reed, is a wide receiver for the Minnesota Vikings. Dale Lavelle Carter was born Nov. 28, 1969 in Covington, Ga. He is single and resides in Covington.

CARTER'S REGULAR SEASON RECORD

Year	Club	G	S	UT	A	TT	S-Yds.	I-Yds.	PD	FF	FR	TD-Int.	S	Pts.
1992	Kan. City	16	9	39	16	55	0-0	7-65	15	0	0	2	0	12
1993	Kan. City	15	11	43	15	58	0-0	1-0	12	1	0	0	0	0
1994	Kan. City	16	16	50	44	94	0-0	2-24	15	1	0	0	0	0
1995	Kan. City	16	14	54	16	70	0-0	4-45	16	0	1	0	0	0
1996	Kan. City	14	14	55	10	65	0-0	3-17	21	2	1	0	0	0
1997	Kan. City	16	15	55	22	77	0-0	2-9	9	0	0	0	0	0
1998	Kan. City	11	9	34	20	54	0-0	2-23	9	1	0	0	0	0
CAREER TOTAL		104	88	330	143	473	0-0	21-183	97	5	2	2	0	12

PUNT RETURNS

Year	Club	No.	Yds.	Avg.	LG	TD
1992	Kan. City	38	398	10.5	86	2
1993	Kan. City	27	247	9.1	30	0
1994	Kan. City	16	124	7.8	42	0
1995	Kan. City	0	0	0.0	—	0
1996	Kan. City	2	18	9.0	15	0
1997	Kan. City	0	0	0.0	—	0
1998	Kan. City	0	0	0.0	—	0
CAREER TOTAL		83	787	9.5	86	2

KICKOFF RETURNS

Year	Club	No.	Yds.	Avg.	LG	TD
1992	Kan. City	11	190	17.3	39	0
1993	Kan. City	0	0	0.0	—	0
1994	Kan. City	0	0	0.0	—	0
1995	Kan. City	0	0	0.0	—	0
1996	Kan. City	0	0	0.0	—	0
1997	Kan. City	0	0	0.0	—	0
1998	Kan. City	0	0	0.0	—	0
CAREER TOTAL		11	190	17.3	39	0

ADDITIONAL STATISTICS: Caught six passes for 89 yds. (14.8) with a 46-yd. TD in 1996. Has rushed twice for five yards (1-2 vs. Buffalo, 11/28/93 and 1-3 vs. Minnesota, 11/3/96). Special Teams Tackles: 1992 (13), 1993 (10), 1994 (2), 1995 (9), 1996 (1), 1997 (5), 1998 (0), TOTAL (40).

CARTER'S POSTSEASON RECORD

Year	Club	G	S	UT	A	TT	S-Yds.	I-Yds.	PD	FF	FR	TD-Int.	S	Pts.
1992	Kan. City	1	0	1	0	1	0-0	0-0	0	0	0	0	0	0
1994	Kan. City	1	1	5	0	5	0-0	0-0	0	0	0	0	0	0
1995	Kan. City	1	1	1	0	1	0-0	0-0	1	0	0	0	0	0
1997	Kan. City	1	1	4	0	4	0-0	0-0	0	0	0	0	0	0
CAREER TOTAL		4	3	11	0	11	0-0	0-0	11	0	0	0	0	0

ADDITIONAL STATISTICS: Has returned two punts for 8 yds. (4.0) with a long of 7 (1-1 in 1992; 1-7 in 1994). Has returned one kickoff for 5 yds. (1992).

CARTER'S SINGLE-GAME HIGHS

Most tackles — 14 (seven solo) at Atlanta (9/18/94); **Most passes defended** — 4 at Atlanta (9/18/94); **Most interceptions** — 2 at Denver (10/22/95); **Most interception return yards** — 36 vs. Denver (12/27/92); **Most interception return touchdowns** — 1 vs. Denver (12/27/92); **Most punt returns** — 5 vs. Denver (12/27/92) and at Tampa Bay (9/5/93); **Most punt return yards** — 100 at Seattle (11/22/92); **Longest punt return** — 86 at Seattle (11/22/92); **Most punt return touchdowns** — 1 at San Diego (9/6/92) and at Seattle (11/22/92); **Most receptions** — 3 at Seattle (9/15/96); **Most receiving yards** — 61 at Seattle (9/15/96); **Longest reception** — 46 at Seattle (9/15/96); **Most receiving touchdowns** — 1 at Seattle (9/15/96).



BYRON CHAMBERLAIN TIGHT END

6-1 • 242 • 5TH YR. • WAYNE STATE

BORN: October 17, 1971 in Honolulu, Hawaii
HIGH SCHOOL: Eastern Hills High School, Ft. Worth, Texas
RESIDES: Englewood, Colo.
ACQUIRED: Draft #7b (222nd overall), 1995
PRO YEAR: 5th • **YEAR WITH BRONCOS:** 5th
NFL GAMES PLAYED/STARTED: 42/0 • **POSTSEASON:** 7/0

86

Byron Chamberlain continued to grow in his backup tight end position in 1998, and with Shannon Sharpe and Dwayne Carswell gives Denver the strongest and deepest tight end corps in the NFL. That depth has kept Chamberlain from posting big numbers, but his contributions to Denver's offense and special teams have played an integral role in the club's back-to-back Super Bowl wins. That was never more evident than in Super Bowl XXXIII last January, when he helped pick up the slack after Sharpe left the game with an injury, catching three passes for 29 yards and recovering two Atlanta on-side kicks. Now in his fifth year, Chamberlain has played in 42 games and caught 18 passes for 193 yards (10.7) with a long of 17. He has also appeared in seven postseason games and caught five passes for 55 yards (11.0) with a long of 16. Chamberlain was drafted by the Broncos in the seventh round (222nd overall) in 1995 out of Wayne State, and is in his fifth year with the club. He spent the 1996 World League season with the Rhein Fire, and led the league with 58 receptions for 685 yards (11.8) and a league-leading eight touchdowns.

1998: Chamberlain saw action at tight end and on special teams in all 16 games and caught three passes for 35 yards (11.7) with a long of 16, while making five special teams tackles. He caught a pass in each of the first two games, for 7 yds. vs. New England (9/7) and 12 yds. vs. Dallas (9/13), and waited until the season-finale vs. Seattle (12/27) to add another, for a season-long 16 yds. **Postseason:** Chamberlain played in all three games and caught five passes for 55 yards (11.0) with a long of 16. His first two postseason receptions (for 26 yds.) came in the AFC Championship Game vs. the Jets (1/31), including the aforementioned 16-yarder. Chamberlain stepped in for an injured Shannon Sharpe (knee) in the second quarter of Super Bowl XXXIII vs. Atlanta (1/31) and came through with three receptions for 29 yds. and a long of 13. He also recovered two Atlanta on-side kicks in the 4th qtr. to help seal Denver's 34-19 win.

1997: Chamberlain saw action in 10 of the 16 games as a reserve tight end and special teams performer, and caught two passes for 18 yards (9.0), with a long of 9, both coming against St. Louis on Sept. 14 in a 35-14 Broncos victory. He also returned one kickoff for 13 yards (at Kansas City, 11/16). Chamberlain was inactive at Atlanta (9/28), vs. New England (10/6), vs. Seattle (11/2), at San Francisco (12/15) and vs. San Diego (12/21), and was active but did not play at Pittsburgh (12/7). He returned a kickoff for 13 yards at Kansas City (11/16/97). His fumble at the end of the return was recovered by teammate Vaughn Hebron. In the postseason Chamberlain appeared in three of the four games at tight end and on special teams (exception was Super Bowl XXXII), **1996:**

Chamberlain saw action in 11 regular season games on special teams and at tight end, and caught 12 passes for 129 yards (10.8). He also returned three kickoffs for 49 (16.3) yards and made one special teams tackle. Chamberlain was inactive for the first three games while recovering from a ruptured tendon in his left ring finger. He returned to practice Sept. 18 after missing six weeks, then saw his first game action of the season at Kansas City (9/22). On Oct. 6 vs. San Diego, Chamberlain established a new career high with two receptions for 18 yards, including his first of the year — a 12-yarder on which he put a nice spin move on two San Diego defenders to gain several extra yards. His longest career reception was a 17-yarder vs. Seattle (12/1). Chamberlain set career highs in both receptions (5) and receiving yards (61) vs. Oakland (12/15). On Dec. 22 at San Diego, Chamberlain saw action at tight end, making three catches for 22 yards. In the AFC Divisional Playoffs vs. Jacksonville (1/4/97), he saw action on offense and also contributed on special teams, returning one kickoff for 15 yards. **1995:** Chamberlain was signed to the active roster Nov. 24 after spending the first 11 games of the season on the practice squad. His first professional game came at Houston (11/26). Chamberlain was elevated to the second-string tight end position for the final three games of the season while Shannon Sharpe was out with an eye injury and Jerry Evans was placed on injured reserve with a knee injury. For the season, Chamberlain caught one pass for 11 yards (at Oak., 12/24) and had two special teams tackles. The reception, from John Elway, came during Denver's game-tying drive in the fourth quarter, as the Broncos went on to win 31-28.

COLLEGE: Chamberlain set a school record for receptions at Wayne State with 161, and ranks third on the all-time list for receiving yards with 1,941. He began his college career at Missouri, where he was an All-Big Eight Conference honorable mention selection in 1991. Chamberlain started all 10 games as a senior at Wayne State in 1994, registering a school-record 83 catches for 926 yards (11.2 avg.), and seven touchdowns. He also rushed seven times for 100 yards (14.3) and one touchdown. Chamberlain was a Division II first-team All-America choice by The Poor Man's Guide to the NFL Draft. Chamberlain sat out the 1992 season following his transfer from Missouri where he had spent three seasons. He played in every game as a freshman in 1989, catching three balls for 92 yards (30.7) and one touchdown, before redshirting in 1990 and then returning for his sophomore season in 1991 when he earned All-Big Eight honorable mention. Chamberlain was a sports management major at Wayne State.

PERSONAL: Chamberlain was a third-team all-state selection as a wide receiver at Eastern Hills High School in Fort Worth, Texas. He was also an all-district and All-Tarrant County first-team choice. He caught 34 passes for 645 yards (19.0 avg.) and seven touchdowns, adding 216 yards rushing with a pair of scores on 13 carries as a senior. He had 70 receptions for 1,390 yards (19.9) and 15 touchdowns during his career. Byron also lettered twice in track and three times in baseball. His sister Dhana, was the district champ in the triple jump at Eastern Hills in 1987. Chamberlain was born Oct. 17, 1971 in Honolulu, Hawaii. He makes his home in Englewood, Colo.

CHAMBERLAIN'S REGULAR SEASON RECORD

Year	Club	RECEIVING							SCORING						
		G	S	No.	Yds.	Avg.	LG	TD	TD	TDr	TDp	TDrt	2pt.	Pts.	
1995	Denver	5	0	1	11	11.0	11	0	0	0	0	0	0	0	
1996	Denver	11	0	12	129	10.8	17	0	0	0	0	0	0	0	
1997	Denver	10	0	2	18	9.0	9	0	0	0	0	0	0	0	
1998	Denver	16	0	3	35	11.7	16	0	0	0	0	0	0	0	
CAREER TOTAL		42	0	18	193	10.7	17	0	0	0	0	0	0	0	

ADDITIONAL STATISTICS: Returned three kickoffs for 49 yards (16.3) with a long of 21 yards, 1996. Returned one kickoff for 13 yards, 1997. Total: 4-62 (15.5), with a long of 21. Special teams tackles — 1995 (2), 1996 (1), 1997 (0), 1998 (5), TOTAL (8).

CHAMBERLAIN'S POSTSEASON RECORD

Year	Club	RECEIVING							SCORING						
		G	S	No.	Yds.	Avg.	LG	TD	TD	TDr	TDp	TDrt	2pt.	Pts.	
1996	Denver	1	0	0	0	0.0	0	0	0	0	0	0	0	0	
1997	Denver	3	0	0	0	0.0	0	0	0	0	0	0	0	0	
1998	Denver	3	0	5	55	11.0	16	0	0	0	0	0	0	0	
CAREER TOTAL		7	0	5	55	11.0	16	0	0	0	0	0	0	0	

ADDITIONAL STATISTICS: Returned one kickoff for 15 yards, 1996. Returned one kickoff for 2 yards, 1998. Total: 2-17 (8.5), with a long of 15.

CHAMBERLAIN'S SINGLE-GAME HIGHS

(Postseason in parenthesis)

Most receptions — 5 vs. Oakland, 12/15/96 (3 vs. Atlanta, 1/31/99). **Most receiving yards** — 61 vs. Oakland, 12/15/96 (29 vs. Atlanta, 1/31/99). **Longest Reception** — 17 vs. Seattle, 12/1/96 (16 vs. N.Y. Jets, 1/17/99). **Longest Kickoff Return** — 21 at Green Bay, 12/8/96 (15 vs. Jacksonville, 1/4/97).



RYAN CHRISTOPHERSON FULLBACK

5-II • 246 • 3RD YR. • WYOMING

BORN: July 26, 1972 in Sioux Falls, S.D.
HIGH SCHOOL: Cactus High School, Glendale, Ariz.
RESIDES: Parker, Colo.
ACQUIRED: Free Agent, 1998
PRO YEAR: 3rd • YEAR WITH BRONCOS: 1st
NFL GAMES PLAYED/STARTED: 19/0

46

Ryan Christopherson is back in Broncos training camp in 1999 after spending the 1998 season out of football. The former University of Wyoming star returned to the Rocky Mountain Region last year by signing with the Broncos in the offseason, but was waived at the end of training camp. He had spent his first two NFL seasons with Jacksonville and Arizona, and was out of football in 1997 after being waived by Arizona. Christopherson has played in 19 career games and carried the ball 16 times for 16 yards with a long of 11 and one touchdown, and caught one pass for -1 yard, all with Jacksonville in his rookie season of 1995. He was drafted by the Jaguars in the fifth round (No. 169 overall), the 12th running back selected overall in '95.

1998: Christopherson was out of football after going through training camp with the Broncos. He was signed to a future contract Jan. 12 and waived Aug. 25.

1997: Christopherson went through training camp with the Cardinals before being waived Aug. 19. **1996:** Christopherson played in two games with Jacksonville before being waived Sept. 24 and signing with Arizona six days later. He played in seven games for the Cardinals, primarily on special teams, and made four tackles. **1995:** Christopherson was drafted by Jacksonville in 1995 (Rd. 5/No. 169) and played in 11 games for the Jaguars season, rushing 16 times for 16 yards (1.0) with a long of 11 yards and a touchdown, while catching one pass for -1 yard. He earned the distinction of becoming the first player in Jaguars franchise history to score a rushing touchdown with his one-yard plunge in a 17-16 win over Houston (Oct. 1), the franchise's first ever regular season victory. He converted four of his eight third-down opportunities on the season, and also tied for third on the team with 11 special teams tackles. He was the team's leading scorer in the preseason with 18 points. Christopherson was selected along with WR Curtis Marsh on choices obtained from Philadelphia in exchange for the Jaguars' sixth (208th overall) and two seventh-round (210 and 248 overall) selections. He was the 12th running back drafted in 1995.

COLLEGE: Christopherson was a two-time academic All-America selection at Wyoming where he set school records for rushing attempts (585) and yards (2,906 yards), and established single-season records with 303 carries for 1,455 yards and 10 touchdowns as a senior. He also caught 10 passes for 105 yards and posted eight 100-yard rushing games. Christopherson owns a degree in business administration, completing his course work at the University of North Florida.

PERSONAL: Christopherson was an All-Arizona prep star at Cactus High School in Glendale, Ariz., where he rushed for 1,622 yards and 20 touchdowns as a senior. He also earned All-Arizona recognition in basketball and baseball. Ryan and his wife, Rebecca, reside in Parker, Colo. Ryan Ray Christopherson was born July 26, 1972 in Sioux Falls, S.D.

CHRISTOPHERSON'S REGULAR SEASON RECORD

Year	Club	RUSHING							RECEIVING					SCORING						
		G	S	No.	Yds.	Avg.	LG	TD	No.	Yds.	Avg.	LG	TD	TD	TDr	TDp	TDrt	2pt	Pts.	
1995	Jacksonville	11	0	16	16	1.0	11	1	1	-1	-1.0	-1	0	1	1	0	0	0	6	
1996	Jax. (2)	8	0	0	0	0.0	-	0	0	0	0.0	0	0	0	0	0	0	0	0	
	Arizona (6)																			
1997																				
1998																				
CAREER TOTAL		19	0	16	16	1.0	11	0	1	-1	-1.0	-1	0	1	1	0	0	0	6	

ADDITIONAL STATISTICS: Special Teams Tackles — 1995 (11), 1996 (4), TOTAL (15).



CHUCK CLEMENTS QUARTERBACK

6-3 • 211 • 2ND YR. • HOUSTON

BORN: September 29, 1973 in Kingsville, Texas
HIGH SCHOOL: Huntsville High School, Huntsville, Texas
RESIDES: Huntsville, Texas
ACQUIRED: Free Agent, 1999
PRO YEAR: 2nd • **YEAR WITH BRONCOS:** 1st
NFL GAMES PLAYED/STARTED: 1/0

9

Chuck Clements is a young, developing quarterback who further honed his skills this past spring in the NFL Europe League with the Berlin Thunder. He has played in one NFL game, as a member of the New York Jets in 1997.

1998: Clements spent a month on Philadelphia's practice squad (11/5-12/7) after being waived by the Jets Aug. 22.

1997: Clements was the Jets' third quarterback in the team's season-opening win at Seattle. He entered the game late in the fourth quarter to help run the clock out on a 41-3 victory. Clements was inactive as the third quarterback for games 2-15, and inactive for the season-finale. He was drafted by the Jets in the 6th round (191st overall) with a pick obtained in a trade with the Broncos. The Broncos drafted starting right guard Dan Neil with the choice they received from New York.

COLLEGE: Clements ranks third in career passing yards with 7,112 at the University of Houston. He ranks second in pass completions and had 43 career touchdowns passes. Clements was a first-team All-Conference USA selection as a senior, and was a second-team All-SWC choice as a junior, leading the conference with a 235-yards-per-game average. He completed 245 of 437 passes for 2,641 yards (fifth-best in school history) that year. Clements started the first four games and the season-finale as a sophomore, throwing for 838 yards. He appeared in nine games as a freshman, earning his first career start and throwing for 276 yards on 25 of 40 attempts against Michigan. Clements was redshirted in 1992. He was a sociology major at Houston.

PERSONAL: Clements' brother Steve played quarterback at Brigham Young and served primarily as Heisman Trophy winner Ty Detmer's backup. Their dad, Joe, was Chuck's high school coach at Huntsville (Texas) High School and a former Texas quarterback. Chuck earned *SuperPrep* and *Blue Chip Illustrated* All-America honors and added All-Greater Houston Class 5A honors, as he was rated among the top 100 players in the state. He completed 169 of 296 passes (57.1%) for 2,519 yards and 19 touchdowns as a senior, and threw for 2,919 yards and 29 touchdowns on 200 of 362 passing as a junior. Clements also played basketball and baseball and ran track. His hobbies are playing golf and watching movies. He was born Sept. 29, 1973 in Kingsville, Texas.

CLEMENTS' REGULAR SEASON RECORD

Year	Club	PASSING											LG	Sack	Yds.	Rtg.
		G	S	Att.	Comp.	Pct.	Yds.	TD	%	Int.	%					
1997	N.Y. Jets	1	0	0	0	0.0	0	0	0.0	0	0.0	0	0	0	0	0.0
1998	N.Y. Jets/Phi.															
CAREER TOTAL		1	0	0	0	0.0	0	0	0.0	0	0.0	0	0	0	0	0.0

GEORGE COGHILL SAFETY

6-0 • 210 • 3RD YR. • WAKE FOREST

BORN: March 30, 1970 in Fredericksburg, Va.
HIGH SCHOOL: James Monroe High School, Fredericksburg, Va.
RESIDES: Parker, Colo.
ACQUIRED: Free Agent, 1997
PRO YEAR: 3rd • **YEAR WITH BRONCOS:** 2nd
NFL GAMES PLAYED/STARTED: 9/0 • **POSTSEASON:** 3/0

48



George Coghill is poised for a breakout year in 1999 after showing considerable progress last year in his first full NFL season. He looks to add depth at the safety position in a strong Broncos secondary after playing in nine games in 1998. In those nine career games, Coghill has made 12 tackles (9 solo), intercepted one pass and knocked down another, while also adding nine special teams tackles and returning three punts for 20 yards (6.7). Coghill joined the Broncos as a free agent July 16, 1997 and showed steady

improvement in his game during a season on the practice squad. He entered the league in 1993 as a rookie free agent with New Orleans, but spent the year on injured reserve, and was out of football in 1994. Coghill then played in the World League (now NFL Europe) from 1995-97 with the Scottish Claymores before signing with Denver.

1998: Coghill saw action in nine games (at Sea., 10/11; at Cin., 11/1 and each of the final seven games of the year) and was declared inactive for the other seven (3 Fri./4 Sun.) in his first season of NFL play. He posted 12 tackles (9 solo) and one pass defended, as well as his first career interception (at San Diego, 11/29), which he returned 20 yds. On special teams Coghill made nine tackles and returned three punts for 20 yds. (6.7) with two fair catches and a long of 8 (twice). Coghill saw his first professional action at Seattle (10/11) in a special teams capacity. He made his first two career special teams stops in his next appearance, at Cin. (11/1), and added two more in his third game, at Kansas City (11/16) on Monday Night Football. Coghill saw his initial action on defense in the latter contest, and posted the first two tackles of his career. He saw action on defense in each of the final seven games. He snared his first career interception at San Diego (11/29), picking off a Craig Whelihan pass with 46 seconds left in the game, to go along with a career-high four tackles (3 solo). **Postseason:** Coghill saw action at safety and on special teams in all three games. He made one solo tackle and forced a fumble in Super Bowl XXXIII vs. Atlanta (1/31), stripping Jamal Anderson of the ball in the 4th qtr., leading to a recovery by Tyrone Braxton. He also added two special teams tackles in the game, and had one in the AFC Championship Game vs. the Jets (1/17).

1997: Coghill played in the World League with the Scottish Claymores before signing with the Broncos just prior to the start of training camp (7/16). He spent the entire season on the Broncos' practice squad, earning his first Super Bowl ring. Coghill was waived Aug. 24, 1997, but was re-signed to the practice squad Aug. 25.

1996: Coghill played in the World League with the Scottish Claymores. **1995:** Coghill played in the World League with the Scottish Claymores. **1994:** Coghill was in training camp with New Orleans but was released Aug. 22. **1993:** Coghill was signed by New Orleans as a rookie free agent April 27, 1993. He sustained a knee injury in the preseason opener, vs. Philadelphia in Tokyo (7/31), and was placed on injured reserve Aug. 12.

COLLEGE: Coghill was a four-year starter at Wake Forest, where he also played for the school's baseball and track teams.

PERSONAL: A native of Fredericksburg, Va., Coghill attended James Monroe High School. He was born George Webster Coghill, March 30, 1970 in Fredericksburg, Va. George and his wife, Lisa, were married this past July, and have a son, George Webster Coghill III, "Trae." George also has a son, Paul, 9. The family makes its home in Parker, Colo.

COGHILL'S REGULAR SEASON RECORD

Year	Club	G	S	UT	A	TT	S-Yds.	I-Yds.	PD	FF	FR	TD-Int	TD-FR	S	Pts.
1993	New Orleans														
1994															
1995															
1996															
1997	Denver														
1998	Denver	9	0	9	3	12	0-0	1-20	1	0	0	0	0	0	0
CAREER TOTALS		9	0	9	3	12	0-0	1-20	1	0	0	0	0	0	0

ADDITIONAL STATISTICS: Special Teams Tackles — 1998 (9). Returned three punts for 20 yards (6.7) with a long of 8 and two fair catches in 1998.

COGHILL'S POSTSEASON RECORD

Year	Club	G	S	UT	A	TT	S-Yds.	I-Yds.	PD	FF	FR	TD-Int	TD-FR	S	Pts.
1998	Denver	3	0	1	0	1	0-0	0-0	0	1	0	0	0	0	0

ADDITIONAL STATISTICS: Special Teams Tackles — 1998 (3).

DID YOU KNOW?

The Broncos scored a franchise-high 50 points in a 50-34 victory over the San Diego Chargers on Oct. 6, 1963. However, in 39 seasons of football — 598 regular and postseason games — the Broncos have never posted the following scores: 4, 5, 8, 47 and 49.



RAY CROCKETT CORNERBACK

5-10 • 184 • 11TH YR. • BAYLOR

BORN: January 5, 1967 in Dallas, Texas
HIGH SCHOOL: Duncanville High School, Duncanville, Texas
RESIDES: Aurora, Colo.

ACQUIRED: Unrestricted Free Agent (Detroit), 1994

PRO YEAR: 11th • **YEAR WITH BRONCOS:** 6th

NFL GAMES PLAYED/STARTED: 156/130 • **POSTSEASON:** 10/10

39

Ray Crockett continues to play at the top of his game, distinguishing himself as one of the finest cornerbacks in the NFL. His play at the left cornerback position has been key to Denver's back-to-back World Championship run, and is paired with Pro Bowl right corner Dale Carter in 1999 to give the Broncos arguably the top cornerback tandem in the league. Crockett was rewarded with a five-year, \$15 million contract during the 1998 offseason, putting him among the highest paid defensive backs in the NFL. Now in his sixth year in Denver and 11th year in the NFL, Crockett has played in 156 games and started 130, and made 678 tackles (554 solo), including 11.5 sacks (-104.5), in addition to 27 interceptions (407 return yards/2 TDs), 132 passes defended, 12 forced fumbles and seven fumble recoveries. He has also scored twice on fumble returns, giving him four touchdowns in his career. Crockett has also played in 10 postseason games (all starts), and posted 44 tackles (39 solo), including one sack, as well as one interception and seven passes defended. He has been named Conference Defensive Player of the Week three times in his career (NFC: Wk. 9 of 1991 and Wk. 18 of 1993 with Detroit / AFC: Wk. 3 of 1998 with Denver) and NFC Defensive Player of the Month once (Nov. 1991 with Detroit). Signed by the Broncos as an unrestricted free agent in 1994, Crockett was originally drafted by the Detroit Lions in the fourth round of the 1989 NFL Draft, 86th overall.

1998: Crockett started at left cornerback in all 16 games and ranked sixth on the team with 68 tackles (61 solo) as well as a team-leading 15 passes defended, one forced fumble and three interceptions (all vs. Oakland). He was also credited with half a sack (-2.5), combining with Bill Romanowski to wrap up Jacksonville's Mark Brunell in Week Eight (10/25). He posted his then-season-high of eight solo tackles in Week 2 vs. Dallas (9/13), and then turned in a spectacular performance the next week at Oakland (9/20) to earn AFC Defensive Player of the Week honors for the third time in his career (Wk. 9 of 1991 and Wk. 18 of 1993). Crockett intercepted two passes — one of which he returned 80 yds. for his fourth career touchdown — and deflected two others, while posting five solo tackles. His 80-yd. return for a touchdown (the second-longest in franchise history) came with 4:29 remaining in the game and helped seal the 34-17 victory. It was Crockett's second career multi-interception game, and his second career interception return for a TD, to go along with two fumble returns. Crockett missed most of the second-half at Seattle (10/11) because of an ankle injury. He recorded his third interception of the year when Oakland visited Denver Nov. 22, picking off a Donald Hollas pass in the 4th qtr. to set up a Broncos TD that gave the club a 26-14 lead. Crockett posted his season high of nine tackles (8 solo) in a 35-31 win vs. Kansas City (12/6), and his season high of four passes defended at Miami (12/21). **Postseason:** Crockett started at left cornerback in all three contests and ranked third on the team with 15 tackles (11 solo), to go along with two passes defended and two special teams tackles. He posted four tackles (2 solo), one pass defended and two special teams tackles in the AFC Divisional Playoff Game vs. Miami (1/9) and added six stops (4 solo) and another pass defended in the AFC Championship Game vs. the Jets (1/17). Crockett was Denver's third-leading tackler in Super Bowl XXXIII vs. Atlanta (1/31), posting five solos and displaying stellar pass coverage in the secondary.

1997: Crockett started all 16 games at left cornerback and put in one of his finest years, in his ninth pro season, tying for fourth on the team with 83 tackles (69 solo), as well as tying for the team lead with four interceptions (tied for eighth in AFC), a forced fumble and a team-best 21 pass breakups. Crockett's four interceptions tied for eighth-most in the AFC and represented his highest single-season total since 1992 (4). His most notable pass breakup of the season thwarted a potential 33-yard scoring play by Kansas City in the season-opener (8/31). He also totaled five tackles on the day. Crockett plucked two interceptions in a game for the first time in his career with a pair of thefts vs. Carolina (11/9), which came on back-to-back series in the third quarter. He added four stops (three solo) against the Panthers in a 34-0 shutout, Denver's first shutout since 1995. His first interception of the season came vs. St. Louis (9/14) when he picked off a Tony Banks pass in the fourth quarter, adding to five pass breakups he registered in the contest. His second interception came at Buffalo (10/26), deep in Broncos territory in the fourth quarter to complement his six stops against the Bills. Crockett's forced fumble early in the second quarter vs. the

Raiders (11/24) was recovered by Tyrone Braxton and returned 8 yards to set up the Broncos' first touchdown. Crockett was also among Denver's leaders in tackles during the season, racking up at least four tackles in all but two games (two stops vs. New England, 10/6, and two stops vs. San Diego, 12/21). He had a season-high nine stops (seven solo) vs. Seattle on Nov. 2 and matched those numbers at Pittsburgh on Dec. 7. He also had seven stops (four solo) at Seattle (9/7) and at San Diego (six solo, 11/30). He closed out the regular season with a two-tackle (both solo), three pass breakup effort against the Chargers (12/21). In the postseason Crockett started at left cornerback in all four games and elevated his performance to match the occasion, making 19 solo tackles (third on the team), including a sack (-1), with an interception and three passes defended. He also recovered a fumble on special teams (at Pittsburgh, 1/11). After starting the postseason slowly with only one tackle against Jacksonville in an AFC Wild Card Game (12/27), Crockett had a four-tackle effort at Kansas City on Jan. 4 in Denver's 14-10 AFC Divisional Playoff win. Crockett was given the responsibility of covering Andre Rison, the Chiefs best receiver, for most of the day, a task he would have to take the following week in Pittsburgh against Yancey Thigpen in the AFC Championship Game. He proved he was up to the task, holding Thigpen to six receptions for the game and no touchdowns (Thigpen scored three on Denver in December). He also added a sack of Kordell Stewart, two passes defended and a team-leading eight tackles (all solo). In Super Bowl XXXII vs. Green Bay (1/25/98) he tied for second on the team with six solo tackles and a pass defended, as the Broncos defense forced three-time MVP Brett Favre into two critical turnovers during the game to lead to Denver's 31-24 victory. **1996:** Crockett started 15 games at left cornerback, missing only the regular season finale (at S.D., 12/22) with a knee injury. He was solid all season and came up with numerous big plays in the Denver secondary, while putting up outstanding numbers with 68 tackles (56 solo), a career-best four sacks (-29), three forced fumbles, 15 passes defended and two interceptions (34 yards). He also added five special teams tackles. At Seattle (9/8) Crockett made five tackles (3 solo), including a sack of Rick Mirer for a seven-yard loss. He forced a fumble on the play, recovered by Bill Romanowski. It was Crockett's second straight game with a sack, following his eight-yarder against the Jets in Week One. At Kansas City (9/22) Crockett made seven tackles (6 solo), including a sack of Steve Bono for a four-yard loss. The following week at Cincinnati (9/29), he made two solo tackles while breaking up two passes. His second was perhaps the most important defensive play of the day, as he reached with his left hand to tip away a 60-yard bomb from Jeff Blake, intended for Darnay Scott, at the Broncos' 10-yard line with just under two minutes remaining and the Broncos leading 14-10. He capped a brilliant three-week performance against San Diego (10/6) by registering six solo tackles and forcing two fumbles in Denver's 28-17 come-from-behind victory. Crockett had another big day vs. Kansas City (10/27), making four tackles (2 solo), knocking down three passes and plucking his first interception of the season. He had tipped an earlier ball that was intercepted in the end zone by Tyrone Braxton, then ended a Kansas City scoring threat in the fourth quarter with his own end zone interception. At Oakland (11/4) Crockett made three tackles (2 solo), including his fourth sack of the season (-10) to establish a new career high in Denver's thrilling 22-21 Monday Night victory. He also added two special teams stops on the evening. His second interception of the year came vs. Oakland (12/15) and ended the Raiders' final threat, preserving Denver's 24-19 win. He suffered a knee injury at the end of the 34-yard return, but an MRI the following day proved negative. He was declared inactive for the San Diego game (12/22) because of the injury. In Denver's AFC Divisional Playoff vs. Jacksonville (1/4/97), Crockett made two solo tackles with one pass defended. **1995:** Crockett started all 16 games at left cornerback and made 78 tackles (61 solo), with 16 passes defended and three sacks. He also made two special teams tackles. Crockett recorded sacks in consecutive games vs. Arizona (11/5) and at Philadelphia (11/12), to account for two of his three on the year. He sprained his right knee in the first quarter vs. San Diego (11/19), and had to leave the game for several series, but came back to play the rest of the game after having it wrapped in the locker room. Crockett scored his third career touchdown at Kansas City (12/17) after stripping the ball from Chiefs quarterback Steve Bono on a sack, and racing 50 yards for the score. On the day he had seven tackles (6 solo), one pass defended and the aforementioned sack for -13 yards. **1994:** Crockett joined the Broncos during the offseason as an unrestricted free agent from the Detroit Lions and immediately stepped in as a starter at right cornerback. He started all 14 games in which he played at that position, missing two games with a sprained ankle (at Seattle 10/9 and vs. Kansas City 10/17) suffered in the Broncos' 27-20 loss at Buffalo (9/26). He finished the season with 70 tackles (48 solo), tied for the team lead in interceptions with two (6 yards in returns), led the team in passes defended with 20 and scooped up two fumbles. He posted his season high in tackles with 10 (6 solo) in the Broncos' 20-17 overtime win at Kansas City (12/4). Crockett pulled down his first interception in a Denver uniform at San Diego (10/23) and recorded his second against Cincinnati (11/27) to set up a Broncos' score. Among his

other highlights was a fumble recovery against the Raiders (9/18) that he returned 43 yards before being tackled inside the Raiders' 10-yard line, setting up a Denver score. **1993:** Crockett started all 16 games for the Detroit Lions and finished the season with 68 tackles (57 solo), two interceptions, one forced fumble and one fumble recovery. In Crockett's five seasons in the NFC he earned the reputation as one of the game's most physical cornerbacks. He was named NFC Defensive Player of the Week for Week 18. **1992:** Crockett was slowed early in the season by injuries, but had a good outing versus Minnesota (9/13). He finished the game with a pass interception and four tackles (three solo). Two weeks later vs. Tampa Bay he picked off his second pass of the season, and was credited with four tackles. His best all-around performance came versus Chicago, where he recorded a sack, intercepted a pass, and made five solo tackles. He ended the season with 52 tackles (41 solo), four interceptions, one forced and one recovered fumble. **1991:** Crockett tied for the NFC lead and finished second in the NFL in interceptions with six. His interception return of 96 yards was the NFL's longest of the season, Crockett's 141 return yards were the most by a Lion since 1967. He was named Defensive Player of the Week for Week 9 after recording a team-high eight tackles and the 96-yard interception return vs. Dallas (10/27), and went on to earn NFC Defensive Player of the Month honors for November. Crockett finished the year with 86 tackles (74 solo), six interceptions and one forced fumble. **1990:** Crockett finished second on the team in interceptions with three. He played primarily in nickel situations, earning his first start against the Broncos on Thanksgiving Day (11/22). Crockett finished the game with five solo tackles and an interception. His best game came at Green Bay (12/22), finishing with eight tackles, one interception, and a 22-yard fumble return for a touchdown to tie the score at 17-17. For the season Crockett's numbers were 59 tackles (53 solo), three interceptions, two forced fumbles and two fumble recoveries. **1989:** Crockett played as a nickel back in all 16 contests, finishing the season with 46 tackles (34 solo), one interception and one forced fumble. He was drafted by Detroit in the fourth round of the 1989 NFL draft, 86th overall.

COLLEGE: Crockett finished his four-year career at Baylor with 169 tackles (120 solo), five interceptions and seven tackles for loss. He also returned five punts as a junior for 30 yards and earned first-team All-Southwest Conference honors with 62 tackles on the year and 13 passes defended. He also lettered in track. Crockett received his B.A. degree in computer science in May, 1992.

PERSONAL: Ray was a first-team all-district choice at Duncanville (Texas) High School and was named to the *Dallas Morning News*' All-Academic team as an A student. He earned all-state honors as a tailback and cornerback, and also earned all-state honors in track for Duncanville. Throughout his career Ray has been very active in several communities, hosting the Ray Crockett/Barry Foster Celebrity Golf Tournament in Dallas to benefit Ronald McDonald Children's Charities. During the offseason he regularly speaks to children on behalf of a "Stay in School" program in the Dallas area, then hosts a free football camp for the kids. Ray is also a United Way volunteer, and along with his wife, April, and Harald and Aundrea Hasselbach, organized a charity auction in May 1999 that raised \$50,000 for victims of the Columbine High School shootings. Donald Ray Crockett was born January 5, 1967 in Dallas, Texas.

CROCKETT'S REGULAR SEASON RECORD

Year	Club	G	S	UT	A	TT	S-Yds.	I-Yds.	PD	FF	FR	TD-Int.	TD-FR	S	Pts.
1989	Detroit	16	0	34	12	46	0-0	1-5	2	1	0	0	0	0	0
1990	Detroit	16	6	62	29	91	1-14	3-17	10	2	2	0	1	0	6
1991	Detroit	16	16	74	12	86	1-10	6-141	16	1	0	1	0	0	6
1992	Detroit	15	15	41	11	52	1-5	4-50	12	1	1	0	0	0	0
1993	Detroit	16	16	57	11	38	1-12	2-31	5	1	1	0	0	0	0
1994	Denver	14	14	48	22	70	0-0	2-6	20	0	2	0	0	0	0
1995	Denver	16	16	61	17	78	3-32	0-0	16	1	1	0	1	0	6
1996	Denver	15	15	56	12	68	4-29	2-34	15	3	0	0	0	0	0
1997	Denver	16	16	69	14	83	0-0	4-18	21	1	0	0	0	0	0
1998	Denver	16	16	61	7	68	0.5-2.5	3-105	15	1	0	1	0	0	6
CAREER TOTAL		156	130	554	124	678	11.5-104.5	27-407	132	12	7	2	2	0	24

ADDITIONAL STATISTICS: Crockett's four career touchdowns have come on two fumble returns (at Green Bay, 12/22/90, 22 yards and at Kansas City, 12/17/95, 50 yards) and two interception returns (vs. Dallas, 10/27/91, 96 yards and at Oakland, 9/20/98, 80 yards).

CROCKETT'S POSTSEASON RECORD

Year	Club	G	S	UT	A	TT	S-Yds.	I-Yds.	PD	FF	FR	TD-Int.	TD-FR	S	Pts.
1991	Detroit	2	2	7	1	8	0-0	0-0	1	0	0	0	0	0	0
1996	Denver	1	1	2	0	2	0-0	0-0	1	0	0	0	0	0	0
1997	Denver	4	4	19	0	19	1-1	1-0	3	0	0	0	0	0	0
1998	Denver	3	3	11	4	15	0-0	0-0	2	0	0	0	0	0	0
CAREER TOTAL		10	10	39	5	44	1-1	1-0	7	0	0	0	0	0	0

ADDITIONAL STATISTICS: Recovered a fumble on special teams; 1997. Special Teams Tackles (2).



TERRELL DAVIS RUNNING BACK

5-II • 210 • 5TH YR. • GEORGIA

BORN: October 28, 1972 in San Diego, Calif.
HIGH SCHOOL: Lincoln Prep High School, San Diego, Calif.
RESIDES: Aurora, Colo.
ACQUIRED: Draft #6b (196th overall), 1995
PRO YEAR: 5th • **YEAR WITH BRONCOS:** 5th
NFL GAMES PLAYED/STARTED: 61/61 • **POSTSEASON:** 8/8

30

Terrell Davis was voted the National Football League's Most Valuable Player in 1998 by the Associated Press, climbing further into the upper echelon of running backs in pro football history. He is on a path that has him poised to make a run at every significant rushing record in the game, all the while maintaining an active role in the Denver community, and a nationwide effort to improve the lives of America's youth through his support of Pop Warner football.

Davis turned in a performance in 1998 that ranked among the greatest of all-time by a running back, claiming — in addition to NFL MVP honors — Offensive Player of the Year by AP, as well as consensus first-team All-NFL consideration and a starting berth in his third straight Pro Bowl as the only unanimous selection on all three ballots. The NFL's rushing and touchdown-scoring champion also picked up NFL MVP accolades from *Pro Football Weekly* and the *Professional Football Writers of America*, as well as Player of the Year honors from *The Sporting News* and *Football Digest*, Offensive Player of the Year from *College & Pro Football Newsweekly* and AFC Player of the Year from *Football News*. He capped his glorious run by picking up AFC Offensive Player of the Year honors from the Kansas City 101 Club, Professional Star of the Year acclaim for the second year in a row from the San Diego Hall of Champions and an ESPY Award for Pro Football Performer of the Year after becoming just the fourth player in league history to top the 2,000-yard rushing mark in a season. In the postseason he extended his NFL-record streak of 100-yard rushing performances to seven, in leading Denver to its second straight World Championship. Davis owns the best per-game rushing average in NFL history (105.1) for the regular season, and both the per-rush (5.6) and per-game (142.5) averages for the postseason, as well.

Davis has led the AFC in rushing each of the past three seasons and won his first NFL rushing title in 1998 after finishing second behind Detroit's Barry Sanders for two years prior. He set the all-time NFL record for most rushing yards gained (2,476) in a regular and postseason combined in 1998, after setting the mark for attempts (495) in 1997. **Here is a look at some of Davis' more prominent career statistical notes after four seasons:**

- After only four seasons in the league (61 games, 61 starts) Terrell Davis already ranks first on the Broncos' all-time rushing yardage list (6,413), third in rushing attempts (1,343), first in rushing touchdowns (56), first in total touchdowns (61) and first in career rushing average (4.8).
- Davis has 152 receptions for 1,181 yards (7.8 avg.) and five TD receptions.
- He also has 7,594 total yards from scrimmage (2nd) and 7,594 combined yards (3rd).
- Davis already holds or shares 59 team records (21 in the postseason), including most points scored in a season (138 in 1998), most total yards from scrimmage in a season (2,225 in 1998), most rushing yards in a season (2,008 in 1998), most rushing touchdowns in a season (21 in 1998), most touchdowns in a season (23 in 1998), most rushing attempts (31) and rushing yards (184) in a postseason game, and most rushing and total touchdowns (3) in a postseason game.
- Davis also has the most rushing yards in postseason play by a Bronco (871) and the most rushing and total touchdowns in postseason play by a Bronco (11).
- In 1998, Davis earned the Associated Press NFL Most Valuable Player Award, only the second Bronco (John Elway in 1987) to do so.
- Davis reached the 6,000-yard rushing plateau faster than any player in Broncos' history, and third-fastest in NFL history. He also reached 7,000 total yards from scrimmage mark faster than any other Denver player, and second-fastest in NFL history.
- Davis ranks No. 1 all-time in 100-yard rushing games in the regular season by a Bronco (31), recording his 30th in just his 59th NFL contest (12/13/98) and after notching his 25th in just his 50th NFL contest (10/11/98). Only three running backs in NFL history reached 30 100-yard rushing games quicker than Davis.

1998 NATIONAL FOOTBALL LEAGUE MOST VALUABLE PLAYER

Terrell Davis was voted the National Football League's 1998 Most Valuable Player by the Associated Press, becoming the second Broncos player ever to win the award. John Elway was MVP in 1987. Davis earned the award by posting just the fourth 2,000-yard season in NFL history, with a franchise-record 2,008 and 23 total touchdowns. He is the 13th running back to claim the award and only the fourth running back in the last 13 years to earn the most coveted individual award in professional football.

- Davis is one of only three players to rush for 6,000 yards in his first four seasons and ranks third in all-time rushing yards in the first four seasons of an NFL career.
- Davis is one of only six players to rush for 1,000 yards in each of his first four NFL seasons, and in 1998 became only the second player in NFL history with three straight 1,500-yard rushing seasons, as well as the second player to ever have three such seasons in his first four years in the NFL.
- One of Davis' most notable accomplishments was becoming the lowest drafted player to rush for 1,000 yards in his first season, doing so with his 1,117-yard performance in 1995.

In just three years of postseason play, Davis has already re-written the Broncos postseason record book, laying claim to 21 postseason franchise records (59 overall). **Here is a look at Davis' postseason franchise records:**

- Most rushing attempts (32) and yards (199) in a game; most rushing TDs and total TDs in a game (3); longest run from scrimmage (62); most rushing and total TDs for a career (12); most total yards from scrimmage in a game (206); most total yards from scrimmage in a career (1,271); most points scored in a single postseason (48); most points scored in a career (74); most rushing yards in a postseason (581); most rushing yards in career (1,140); most 100-yard rushing games (7); most consecutive 100-yard rushing games (7); most consecutive games scoring a touchdown (7); most consecutive 20-carry performances (7); most two-point conversions in a single postseason (1); and most two point conversions in a career (1).

What is most amazing is that it took him only four games to pass Sammy Winders' 461 rushing yards (11 games). Also, Davis became the first AFC rushing leader in the 32-year history of the Super Bowl to be on the winning side in Super Bowl XXXII, and duplicated that feat in XXXIII. A conference leader has only made it to the Super Bowl nine times, with Emmitt Smith (Dallas in 1992, '93 and '95) and Davis being the only leaders to win the game. Larry Brown (Washington in 1972), Thurman Thomas (Buffalo in 1990, '91 and '93) and Jamal Anderson (1998) are the only other conference rushing champions to make it to the Super Bowl. Davis was drafted by Denver 196th overall in the sixth round of the 1995 NFL Draft.

1998: Davis started at halfback in all 16 games and won his first NFL rushing title with 2,008 yards and 21 touchdowns on 392 carries (5.1), with a long of 70 (at Sea., 10/11), to become just the fourth player in league history to top the 2,000-yard rushing mark in a single season. His total

DAVIS' 1998 REGULAR SEASON RUSHING TOTAL RANKS AMONG BEST ALL-TIME

Terrell Davis' 1998 season will be one to remember for a long time in Denver, as he produced more total yards from scrimmage, rushing yards, attempts and touchdowns than any player in a season in franchise history. His rushing total of 2,008 yards ranks No. 3 all-time in a single season by any back, and No. 1 all-time by an AFC back:

TOP SINGLE-SEASON RUSHING TOTAL IN NFL HISTORY (REGULAR SEASON)

PLAYER	YEAR	TEAM	YARDS	ATT.	AVG.	TD
1. Eric Dickerson	1984	L.A. Rams	2,105	379	5.6	14
2. Barry Sanders	1997	Detroit	2,053	335	6.1	11
3. Terrell Davis#	1998	Denver	2,008*	392*	5.1	21
4. O.J. Simpson#	1973	Buffalo	2,003	332	6.0	12
5. Earl Campbell#	1980	Houston	1,934	373	5.1	13
6. Barry Sanders	1994	Detroit	1,883	331	5.7	7
7. Jim Brown	1963	Cleveland	1,863	291	6.4	12
8. Walter Payton	1977	Chicago	1,852	339	5.5	14
9. Jamal Anderson	1998	Atlanta	1,846	410	4.5	14
10. Eric Dickerson	1986	L.A. Rams	1,821	404	4.5	11
11. O.J. Simpson#	1975	Buffalo	1,817	329	5.5	16
12. Eric Dickerson	1983	L.A. Rams	1,808	390	4.6	18
13. Emmitt Smith	1995	Dallas	1,773	377	4.7	25
14. Marcus Allen#	1985	L.A. Raiders	1,759	390	4.5	11
15. Terrell Davis#	1997	Denver	1,750Δ	369	4.7	15

*-highest in AFC history Δ-8th-highest in AFC history # AFC running backs

DAVIS' PER-GAME AVERAGE CURRENTLY BEST OF ALL-TIME

Terrell Davis' career rushing average of 105.1 yards-per-game ranks No. 1 in NFL history, ahead of Hall-of-Famer Jim Brown and future Hall-of-Famer Barry Sanders. Here's a look at the top three:

TOP THREE ALL-TIME PER-GAME RUSHING AVERAGES

PLAYER	Yds./Gm.	YEARS PLAYED
1. Terrell Davis	105.1	1995-present
2. Jim Brown	104.3	1957-65
3. Barry Sanders	99.8	1989-present

ranked third-best all-time behind Hall-of-Famer Eric Dickerson's 2,105 (1984) and Barry Sanders' 2,053 (1997), and helped Davis become the Broncos' all-time career rushing leader with 6,413 yards, passing Floyd Little (6,323; 1967-75). He amassed his total in just 61 career games, giving him the best per-game rushing average in NFL history at 105.1 yards per game at the end of '98, just ahead of the only other player to average more than 100 yds. per game: Jim Brown (104.3). Davis also caught 25 passes for 217 yards (8.7) and two touchdowns in '98 to account for 2,225 total yards from scrimmage (2nd in NFL). Davis finished his fourth season with a whopping 7,594 total yards in his career, second-most ever in the first four years of a career, trailing only Dickerson (7,842). Davis' 23 total TDs were the most by a Bronco in a single season, and tied for third-most in NFL history (Jerry Rice, 1987 and O.J. Simpson, 1975) behind Emmitt Smith's 25 (1995) and John Riggins' 24 (1983). He shattered his previous club record of 15 set in 1996 (13 rush/2 rec.) and '97 (15 rush.), and his 21 rushing TDs also represent a team record, six better than the 15 he scored last year. In all for 1998, Davis set franchise single-season records for attempts (392), yards (2,008), rushing TDs (21), total TDs (23), total yards from scrimmage (2,225), total combined yards (also 2,225—that total includes returns), scoring (138) and 100-yd. games (11), conquering several more new categories in the Broncos' record book. Davis finished the season with 61 total touchdowns for his career (in 61 games), more than any other Bronco in history (Floyd Little, 54, 1967-75), and has scored more touchdowns in the first four years of an NFL career than any other player (Marcus Allen—58). He also has scored more rushing touchdowns per game (.918; 56 in 61 gms.) for his career than any other player in history. Davis became just the third player in NFL history to reach the 1,000-yd. plateau in the first seven games (1,001) of a season, matching Hall of Famers Jim Brown (Cleve., 1958) and O.J. Simpson (1973 and '75), and is the second back in NFL history to string together three straight 1,500-yd. rushing seasons (Barry Sanders, 1994-97). He recorded his third 1,500-yd. season in just his fourth year, tying Dickerson for fastest in league history to post such a total. In games 2-8 he put together a franchise-record streak of seven 100-yd. rushing performances. Davis in 1998 led the NFL in rushing yards, touchdowns, rushing touchdowns, first downs (112) and points (138), and ranked second in total yards from scrimmage (2,225). He was named AFC Offensive Player of the Month for September (94-489-5.2-63t-6 in four games) and October (81-512-6.3-70-6), the third and fourth such awards of his career (Sept. 1996 and '97), and earned four AFC Offensive Player of the Week awards (Wks. 2, 5, 8 and 17; 4th, 5th, 6th and 7th of his career), while also garnering a Miller Lite NFL Player

DAVIS SETS NEW SINGLE-SEASON RUSHING MARKS

Terrell Davis' 1997 and 1998 regular and postseason combined totals for rushing attempts and yards rank No. 1 and No. 2 all-time for an entire season. Meanwhile, his 26 total touchdowns in 1998 rank No. 3 all-time, and his 14 100-yard games in both 1997 and 1998 tie for first all-time. Here is a look at the most outstanding seasons in NFL history in those categories:

MOST RUSHING ATTEMPTS, ENTIRE SEASON

495	Terrell Davis, Denver, 1997 (20 games)
470	Terrell Davis, Denver, 1998 (19 games)
462	John Riggins, Washington, 1983 (19 games)

MOST RUSHING TOUCHDOWNS, ENTIRE SEASON

31	Emmitt Smith, Dallas, 1995
30	John Riggins, Washington, 1983 (all rushing)
24	Emmitt Smith, Dallas, 1994
24	Terrell Davis, Denver, 1998
23	Terrell Davis, Denver, 1997

MOST 100-YARD GAMES, ENTIRE SEASON

1.	Terrell Davis, Denver	1998	14 (11 and 3)
	Terrell Davis, Denver	1997	14 (10 and 4)
	Barry Sanders, Detroit	1997	14 (13 and 1)
4.	Barry Foster, Pittsburgh	1992	13 (12 and 1)
	Eric Dickerson, L.A. Rams	1984	13 (12 and 1)

MOST RUSHING YARDS, ENTIRE SEASON

2,476	Terrell Davis, Denver, 1998 (19 games)
2,331	Terrell Davis, Denver, 1997 (20 games)
2,212	Eric Dickerson, L.A. Rams, 1984 (17 games)

MOST TOTAL TOUCHDOWNS, ENTIRE SEASON

31	Emmitt Smith, Dallas, 1995 (all rushing)
30	John Riggins, Washington, 1983 (all rushing)
26	Terrell Davis, Denver, 1998 (24 rush/1 rec.)
25	Emmitt Smith, Dallas, 1994 (24 rush/1 rec.)
23	Terrell Davis, Denver, 1997 (all rushing)
23	Jerry Rice, San Francisco, 1987 (1 rush/22 rec.)
23	O.J. Simpson, Buffalo, 1975 (16 rush/7 rec.)
23	Chuck Foreman, Minnesota, 1975 (14 rush/9 rec.)

DAVIS SETS BRONCOS' 100-YARD GAME MARK FOR A SEASON

Terrell Davis' 178-yard performance against Seattle, Dec. 27, 1998, was his 11th 100-yard game of the regular season, breaking his own team record of 10 set in 1997.

MOST 100-YARD GAMES, REGULAR SEASON

PLAYER	YEAR	NO. OF GMS.
1. Terrell Davis	1998	11
2. Terrell Davis	1997	10
3. Terrell Davis	1996	7

of the Week honor (Week 2). Davis was outstanding in Week 2 vs. Dallas, rushing for 191 yards and three touchdowns on 23 carries (8.3), including touchdown runs of 59 and 63 yds. to earn both AFC Offensive Player of the Week and Miller Lite NFL Player of the Week honors. The 191-yard rushing total ranked sixth on his personal single-game ledger, and the two long runs — which came on successive plays — stand as the fourth-longest (63) and sixth-longest (59) of his career (7 of his top 9 have gone for touchdowns), and made him just the third player in NFL history to post two scoring runs of 50 yards or longer in the same quarter (Cliff Battles, Wash. vs. Pitt., 10/17/37, 60 & 72 yds. in 4th qtr.; LeShon Johnson, Ariz. vs. N.O., 9/22/96, 56 & 70 yds. in 4th qtr.). Davis' 138 yards in the first quarter (best one-quarter total of his career) vs. Dallas (9/13) gave him his second career 100-yd. quarter, en route to his seventh career 100-yd. half (154). His three rushing touchdowns tied the franchise record and moved him past Sammy Winder (39) into second place on the Broncos all-time rushing touchdowns list. He set a franchise record vs. Dallas by scoring a rushing touchdown for the sixth straight game, besting the previous record of five that he shared with Winder (Davis—'97, Winder—'85). Davis' first two touchdowns of the season came in the season-opener vs. New England (9/7) on a 9-yard run in the second quarter that gave Denver a 17-0 lead, and a 1-yard run in the fourth quarter for a 27-14 margin. In that game he passed Otis Armstrong (4,453 yds.) to move into third place on Denver's all-time rushing list. He went over 100 yds. again at Oakland (9/20) with 28 carries for 104 yds (3.7), and moved past Otis Armstrong (1,023) for third on the Broncos' all-time list for rushing attempts. He then went over the

TERRELL DAVIS IN THE BRONCOS' RECORD BOOKS

With his 28-carry, 147-yard performance at the New York Giants, Dec. 13, 1998, Terrell Davis broke his own franchise record from 1997 for most rushing yards in a season, setting the new standard at 2,008 yards. His 195-yard total offense performance in the season-finale vs. Seattle, Dec. 27, pushed him past his previous franchise record for total yards from scrimmage in a season, finishing at 2,225.

BRONCOS ALL-TIME TOP FIVE SINGLE-SEASON RUSHING AND TOTAL YARDAGE LEADERS

RUSHING					TOTAL YARDAGE				
PLAYER	YEAR	Yds	ATT	TD	PLAYER	YEAR	Yds	RUSH	REC TD
1. Terrell Davis	1998	2,008	392	21	1. Davis	1998	2,225	2,008	217 23
2. Terrell Davis	1997	1,750	369	15	2. Davis	1997	2,037	1,750	287 15
3. Terrell Davis	1996	1,538	345	13	3. Davis	1996	1,848	1,538	310 15
4. Otis Armstrong	1974	1,407	263	9	4. Armstrong	1974	1,812	1,407	405 12
5. Bobby Humphrey	1990	1,202	288	7	5. Davis	1995	1,484	1,117	367 8

*also franchise single-season records

BRONCOS ALL-TIME SINGLE-SEASON TOUCHDOWN LEADERS, TOTAL AND RUSHING

PLAYER	YEAR	TOTAL TDs	PLAYER	YEAR	RUSHING TDs
1. Terrell Davis, 1998	1998	23	1. Terrell Davis, 1998	1998	21
2. Terrell Davis, 1997	1997	15	2. Terrell Davis, 1997	1997	15
3. Terrell Davis, 1996	1996	15	3. Terrell Davis, 1996	1996	13
4. Anthony Miller, 1995	1995	14	4. Floyd Little, 1973	1973	12
5. Sammy Winder, 1986	1986	14	5. Jon Keyworth, 1974	1974	10

Davis' 215-yard rushing performance against Cincinnati Sept. 21, 1997 not only set a personal high, but also broke his own team record of 194 yards in a game (10/20/96 vs. Baltimore). He added a 207-yard effort at Buffalo on Oct. 26, 1997, and three more high games in 1998, and now owns the top five — and 9 of the top 11 — single-game marks in franchise history. Davis registered a franchise-best 236 total yards from scrimmage in the Buffalo contest, and also owns the top five in that category:

BRONCOS ALL-TIME TOP FIVE SINGLE-GAME RUSHING AND TOTAL YARDAGE LEADERS

RUSHING				TOTAL YARDAGE			
PLAYER, OPP. (DATE)	ATT	Yds	TD	PLAYER, OPP. (DATE)	Yds	RUSH	REC TD
1. Terrell Davis vs. Cin. (9/21/97)	27	215	1	1. Davis at Buf. (10/26/97)	236	207	29 1
2. Terrell Davis at Sea. (10/11/98)	30	208	1	2. Davis vs. Cin. (9/21/97)	228	215	13 1
3. Terrell Davis at Buf. (10/26/97)	42	207	1	3. Davis at S.D. (11/30/97)	214	178	36 1
4. Terrell Davis vs. Balt. (10/20/96)	28	194	2	4. Davis vs. Balt. (10/20/96)	213	194	19 2
5. Terrell Davis vs. Dallas (9/13/98)	23	191	3	5. Davis vs. Jax. (10/25/98)	212	136	76 3

DAVIS AMONG 100-YARD GAME LEADERS

With his 147-yard effort at the New York Giants Dec. 13, 1998, Terrell Davis recorded his 30th career 100-yard rushing game in just his 59th regular season contest, making him the fourth-fastest to reach that plateau among all-time NFL running backs. Here is a look at the top five:

FEWEST GAMES NEEDED TO REACH 30 CAREER 100-YARD RUSHING GAMES

PLAYER	TEAM	NO. OF GMS.
1. Earl Campbell	Houston	51
2. Eric Dickerson	L.A. Rams	53
3. Jim Brown	Cleveland	57
4. Terrell Davis	Denver	59
5. Walter Payton	Chicago	65

Davis has rushed for 100 or more yards 31 times in his career, and the Broncos have posted a 27-4 record in those contests. Denver is a perfect 7-0 in the postseason when Davis rushes for 100 yards.

century mark again the next week at Washington (9/27) with 119 on 21 carries (5.7), including a 42-yd. touchdown run that ranked at the time as his seventh-longest rush from scrimmage. The score came in the third quarter to give Denver a 24-0 lead. Davis was spectacular again vs. Philadelphia (10/4), posting his 24th career 100-yd. game with 168 yards and two touchdowns on 20 carries — all in the first half — to earn AFC Offensive Player of the Week honors for the fifth time in his career. He did not play in the second half with the game comfortably in hand. Davis gained 120 yards and scored both touchdowns (20- and 1-yd. runs) in the first quarter — his third career 100-yd. qtr. — and had reached 168 yds. by halftime to post a new career high for a half before resting for the remainder of the contest. Davis' two rushing touchdowns moved him into a tie with Floyd Little (43) for the franchise career record, and gave him 45 total touchdowns to move ahead of Riley Odoms (44) and Lionel Taylor (44) for fourth on Denver's all-time list. In the Philadelphia contest he also became just the seventh player in NFL history to amass more than 5,000 rushing yards in the first four years of a career, and did so in his 50th NFL game to become the fourth-fastest to accomplish the feat (Eric Dickerson-45 gms., Earl Campbell-46, Jim Brown-48). He also became just the sixth Bronco ever to amass 6,000 total yards from scrimmage, doing so faster than any of the others (50 gms.). Davis posted the second-highest rushing total of his career — and the second-highest in the NFL in 1998 — at Seattle in Week 6 with 208 yds. and a touchdown on 30 carries, giving him a franchise-record fifth-straight 100-yd. rushing performance. His 70-yd. scamper in the 4th qtr. was the longest non-scoring rush of his career, and his second-longest overall, helping him to his fourth career 100-yd. qtr. (122; 4th) and his ninth career 100-yd. half (135; 2nd). With one touchdown in the Seattle contest, Davis became the Broncos' all-time leader in rushing touchdowns, topping the previous record held by Little (43 from 1965-77). He kept his record-breaking form intact in his next outing vs. Jacksonville (10/25), racking up 136 yds. and a franchise-record-tying 3 TDs (3rd time with 3 rushing; 5th time with 3 total TDs) on 31 carries (4.4), as well as a career-high 76 yards on 5 receptions to record 212 total yds. from scrimmage and earn his third AFC Offensive Player of the Week award of '98 (6th of career) and seal his second straight AFC Offensive Player of the Month award (4th of career). Davis finished the day at 1,001 rushing yds. in the first 7 games of the season, tying him with Jim Brown (Cleve., 1958) and O.J. Simpson (1973 and '75) as the fastest to reach 1,000 yds. in a season. His three touchdowns also moved him past Sammy Winder (48) for second place on the Broncos' all-time career touchdown list. In the game he also passed Walter Payton to claim the fifth-highest rushing total in the first four years of an NFL career, and extended his franchise-record streak of 100-

TOPPING THE CENTURY MARK — AGAIN AND AGAIN

Terrell Davis' 149-yard rushing performance at Cincinnati, Nov. 1, 1998, extended his own team record for consecutive 100-yard games to seven. Separately, he has an NFL-record seven-game streak of 100-yard performances in the postseason.

MOST CONSECUTIVE 100-YARD RUSHING GAMES BY A BRONCO

PLAYER, YEAR	100-YARD GMS.	DATE, OPPONENT (YARDS)
Terrell Davis, 1998	7	9/13 vs. Dal. (191); 9/20 at Oak. (104); 9/27 at Was. (119); 10/4 vs. Phil. (168); 10/11 at Sea. (208); 10/25 vs. Jax. (136); 11/1 vs. Cin. (149)
Terrell Davis, 1997-98*	7	12/27/97 vs. Jax. (184); 1/4/98 at K.C. (101); 1/11/98 at Pitt. (139); 1/25/98 vs. G.B. (157); 1/9/99 vs. Mia. (199); 1/17/99 vs. N.Y.J. (167); vs. Atl. (102)
Terrell Davis, 1997	4	10/26 at Buf. (207); 11/2 vs. Sea. (101); 11/9 vs. Car. (104); 11/16 at K.C. (127)
Terrell Davis, 1997	4	8/31 vs. K.C. (101); 9/7 at Seattle (107); 9/14 vs. St. Louis (103); 9/21 vs. Cin. (215)
Terrell Davis, 1996	4	9/8 at Sea. (111); 9/15 vs. T.B. (137); 9/22 at K.C. (141); 9/29 at Cin. (112)
Bobby Humphrey, 1990	4	9/16 vs. K.C. (132); 9/23 vs. Sea. (129); 9/30 at Buf. (177); 10/8 vs. Cleve. (106)
Otis Armstrong, 1974	4	11/24 at Oak. (146); 11/28 at Det. (144); 12/8 vs. Hou. (183); 12/15 at S.D. (142)

*denotes postseason streak

DIALING LONG DISTANCE FOR SIX

On Sept. 13, 1998, Terrell Davis had 59- and 63-yard touchdown runs on consecutive carries in the first quarter. It marked just the third time in NFL history that a player has posted two scoring runs of 50 yards or longer in the same quarter:

LONG-DISTANCE TOUCHDOWN RUNS IN THE SAME QUARTER

PLAYER	TEAM AND OPPONENT	DATE	LENGTH OF TOUCHDOWN RUNS
Cliff Battles	Washington vs. Pittsburgh	Oct. 17, 1937	60- and 72-yard TDs in 4th quarter
LeShon Johnson	Arizona vs. New Orleans	Sept. 22, 1996	56- and 70-yard TDs in 4th quarter
Terrell Davis	Denver vs. Dallas	Sept. 13, 1998	63- and 59-yard TDs in 1st quarter

yd. games to six. Davis climbed to new heights at Cincinnati (11/1) with 149 yds. and 2 TDs on 27 carries (5.5) to move past Sammy Winder (5,428) into second place on the Broncos' all-time rushing list. He also caught one pass for 3 yds. It was Davis' seventh straight 100-yd. game, to extend his franchise-record streak, and the 27th of his career. His streak would end a week later vs. San Diego (11/8) when he tallied 69 yds. on 20 carries and 19 more on two receptions, but he still managed to make history with his two touchdowns. After a 4 yd. TD reception from Bubba Brister in the first qtr. for his first receiving TD of the year, Davis scored on a 24-yd. run in the second qtr. — his longest carry of the day — to notch his franchise-record 16th TD of the season. In Game 10 at Kansas City (11/16) on Monday Night Football, Davis carried 18 times for 111 yds. (6.2) and scored his 16th rushing touchdown of the season on his longest rush of the day (41 yds.) to set a new franchise single-season mark (15 by Davis in '97). It was also his 55th career TD (51 rush/4 rec.), making him the Broncos' all-time leader, and established a franchise record by scoring a rushing touchdown for the seventh consecutive game (previous best was Davis, 6 straight, 1997-98), despite sitting out the 4th qtr. with a mild concussion. Davis provided the spark the Broncos needed vs. Oakland (11/22), muscling his way to 162 yds. on 31 carries, including a 1-yd. TD run in the 2nd qtr., to go along with 26 yds. on three pass receptions. In the game he moved from sixth to second place on the NFL's all-time list for total yards from scrimmage in the first four years of a career (passing Thurman Thomas, Emmitt Smith, Marcus Allen and Barry Sanders), finishing the day at 7,007 (Eric Dickerson—7,428). With 110 yds. in the 1st half, Davis notched his 10th career 100-yd. half (4 of which have come in one qtr.), and with his rushing touchdown extended his franchise-record streak to eight straight games with such a score (12 rushing TDs in the 8 yrs. of the streak). Davis was held to 74 yds. on 24 carries at San Diego (11/29), but went over the 1,500-yd. rushing mark for the season, giving him three straight seasons over 1,500, a feat achieved previously by just one man: Detroit's Barry Sanders (1994-97). Davis was held under 100 yds. for just

DAVIS VS. THE NFL IN 1998

During the 1998 regular season, Terrell Davis singlehandedly outrushed 22 teams in the NFL. He also scored more rushing touchdowns than every team in the league except Dallas, whom he tied with 21.

DAVIS' 1998 RUSHING TOTAL VS. THOSE OF 22 OTHER NFL TEAMS

PLAYER/TEAM	Yds.	ATT.	Avg.	TD
Terrell Davis	2,008	392	5.1	21
Tennessee	1,970	462	4.3	12
Detroit	1,955	441	4.4	12
Minnesota	1,936	450	4.3	17
N.Y. Giants	1,889	474	4.0	10
N.Y. Jets	1,879	500	3.8	12
Philadelphia	1,775	427	4.2	10
Philadelphia	1,775	427	4.2	10
San Diego	1,728	460	3.8	11
Oakland	1,727	449	3.8	6
Chicago	1,713	454	3.8	9
Washington	1,685	401	4.2	15
Cincinnati	1,639	405	4.0	7
Baltimore	1,629	408	4.0	7
Arizona	1,627	450	3.6	18
Seattle	1,626	426	3.8	11
Kansas City	1,548	433	3.6	19
Miami	1,535	458	3.4	10
Green Bay	1,526	447	3.4	7
Indianapolis	1,486	384	3.9	7
New England	1,480	403	3.7	9
Carolina	1,454	405	3.6	11
St. Louis	1,385	395	3.5	17
New Orleans	1,325	374	3.5	6

1,500-1,500-1,500

On Nov. 29, 1998 at San Diego, Terrell Davis surpassed the 1,500-yard rushing mark for the season, reaching that plateau for the third consecutive season — a feat previously accomplished by only Barry Sanders. By doing so in his fourth year, Davis tied Eric Dickerson as the only players in league history to rush for 1,500 or more yards three times in the first four seasons of a career:

FASTEST TO POST THREE 1,500-YARD SEASONS

PLAYER	TEAM	YEAR REACHING THIRD 1,500-YARD SEASON
1. Terrell Davis	Denver	4th
Eric Dickerson	L.A. Rams	4th
3. Emmitt Smith	Dallas	6th

the third time all season, and the second time by San Diego. He tied the franchise record for touchdowns in a game for the sixth time in his career vs. Kansas City (12/6), scoring three and rushing for 88 yds. on 24 carries, while also catching five passes (ties season high) for 45 yds. He scored on runs of 1-yd. each in the 1st, 2nd and 3rd qtrs., the latter of which was the 59th of his career, giving him more total TDs in the first four years of a career than any other player in history (Marcus Allen, 58). In the K.C. game, Davis fumbled for the first time in the regular season since Nov. 2, 1997 vs. Seattle, a span of 443 carries and 477 total touches. It was, however, the first time he had lost a fumble since Nov. 24, 1996, at Minnesota, a span of 767 carries and 836 total touches. At the Giants (12/13), Davis logged his 10th 100-yd. game of the season to tie his franchise record from 1997, and the 30th of his career, with 147 yds. on 28 carries (5.3). In so doing, Davis eclipsed his franchise record for rushing yards in a season (1,750) set the year before, finishing the day at 1,801 with two games remaining. His 27-yd. TD with 4:08 remaining in the game gave Denver a 16-13 lead, and was his 56th career rushing TD to pass Earl Campbell and Eric Dickerson for most in the first four years of a career. In the season-finale vs. Seattle (12/27), Davis needed 170 yards to become just the fourth player in NFL history to rush for 2,000 or more yards in a single season — and delivered, with 178 yds. on 29 carries (6.1) to finish at 2,008 yds., third-best all-time (Dickerson-2,105 in 1984; Sanders-2,053 in 1997), and claim his first NFL rushing title. Davis is the second Bronco to do so, joining Otis Armstrong, who led the league with 1,407 yds. in 1974. He gained 54 yds. in the 1st qtr., 28 in the 2nd, 51 in the 3rd and 45 in the 4th, with the final, history-making yardage coming on a 15-yd. run on 2nd-and-6 from the Seahawks' 48-yd. line with 8:52 remaining in the game. Along the way he also became the Broncos' all-time leading rusher, topping Floyd Little's previous record of 6,323 yds. in the 3rd qtr. It was his franchise-record 11th 100-yd. game of the season, and tied for the fifth-highest single-game rushing total in franchise history (tied for his own fourth-highest), and earned him AFC Offensive Player of the Week honors for the fourth time in 1998. **1998 Postseason:** Davis started at halfback in all three postseason contests and rushed for 468 yards on 78 carries (6.0) to run his combined season rushing total (regular and postseason combined) to an NFL-record 2,476 yds., topping his own previous league standard of 2,331 set one year earlier. He also caught four passes for 69 yds. (17.3) with a long of 39, which came in Super Bowl XXXIII vs. Atlanta (1/31). During the 1998 postseason Davis moved up to sixth in NFL all-time postseason rushing yardage with 1,140 yards, passing Larry Csonka (891) and John Riggins (996) in the AFC Championship Game vs. the Jets (1/17). Davis' 468 rushing yards in the 1998 playoffs represent the third-highest rushing total in one postseason (John Riggins, 610 yards in 1982; Davis, 581 in 1997), and the highest for a three-game postseason. His career postseason rushing averages of 142.5 yds.-per-game and 5.6 yds.-per-attempt stood as the best in NFL history after 1998, and Davis finished the season with the record for most consecutive 100-yard rushing games in the postseason with seven, a figure that also ties

DAVIS' THREE-GAME RUN RANKS BEST IN '90S

Terrell Davis' three-game total of 512 rushing yards from Oct. 4-Oct. 25, 1998 is the best put forth in any three week stretch by an NFL player in the 1990s. Davis also holds the No. 7 spot on that list with his 465 rushing yards from Sept. 21-Oct. 6, 1997:

BEST THREE-GAME STRETCHES IN THE '90S

PLAYER	TEAM	YARDS	DATES
1. Terrell Davis	Denver	512	10/4/98-10/25/98
2. Garrison Hearst	San Francisco	503	11/30-12/14
3. Emmitt Smith	Dallas	492	12/26/93-9/4/94
4. Barry Sanders	Detroit	491	11/16/97-11/27/97
Barry Sanders	Detroit	491	9/19/94-10/2/94
6. Barry Sanders	Detroit	482	9/15/91-9/29/91
7. Terrell Davis	Denver	465	9/21/97-10/6/97

DAVIS' POSTSEASON AVERAGES BEST ALL-TIME

Terrell Davis' 5.6 yards-per-carry career average in postseason play (1,140 yards on 204 carries) ranks first all-time among NFL running backs. He also possesses the NFL's best yards-per-game average in the postseason, at 142.5 (1,140 in eight games).

CAREER POSTSEASON YDS.-PER-CARRY AVG. (MIN. 600 YARDS)					CAREER POSTSEASON YDS.-PER-GAME AVG. (MIN 5 GMS.)				
PLAYER	TEAM	GMS.	YDS.	AVG.	PLAYER	TEAM	GAMES	YPS	AVG.
1. Terrell Davis	Broncos	8	204	1,140	5.59	1. Terrell Davis	Broncos	8	142.5
2. Marcus Allen	Raiders/K.C.	16	267	1,347	5.04	2. John Riggins	Redskins	9	110.7
3. Eric Dickerson	Rams/Colts	7	148	724	4.89	3. Eric Dickerson	Rams/Colts	7	103.4

him with Dallas' Emmitt Smith most total 100-yard games in the postseason. Davis now holds every major franchise postseason rushing record, and also became the all-time leader in touchdowns (12) and points scored (74). In the AFC Divisional Playoff Game vs. Miami (1/9) he set a Broncos postseason record with 199 rushing yards — the fourth-highest single-game total in NFL postseason history — on 21 carries (9.5; also a franchise record), with two touchdowns. Davis, who also caught one pass for 7 yards, was scintillating as he temporarily moved into eighth place on the NFL's career postseason rushing list, finishing the day at 871 yards to pass Chuck Foreman (860), Roger Craig (841) and Earnest Byner (839). Both touchdowns came in the 1st qtr. on runs of 1 and 20 yards to give Denver a 14-0 lead, and his 62-yard run on the first play of the second half was the longest postseason run in franchise history, topping his 59-yard burst in the 1997 Wild Card win over Jacksonville (12/27/97). His 21 carries made him the Broncos' all-time postseason leader in that category, finishing the day at 147 to pass Sammy Winder (144), and he had his first postseason 100-yd. half (129; 1st half). He followed that performance with 167 yards on a franchise postseason-record 32 carries (5.2) in the AFC Championship Game vs. the Jets (1/17), including a 31-yd. touchdown run in the 3rd qtr. that was his longest carry of the day. He also caught one pass for 12 yds. Davis' TD gave the Broncos a 20-10 lead en route to a 23-10 win and a repeat appearance in the Super Bowl. It also gave him a rushing TD in seven consecutive postseason games, tied for the third-longest streak in NFL history. Davis capped his brilliant season with 102 yards on 25 carries (4.1) in Super Bowl XXXIII vs. Atlanta (1/31). His longest rush went for 15 yards, and he added two catches for 50 yards, including a 39-yarder, the longest reception of his career. The 100-yd. performance was Davis' seventh in a row in the postseason, an NFL record, and his 14th in 1998 (regular and postseason combined) to tie himself and Barry Sanders (both 1997) for the NFL record. With the win, Davis also became the second player in NFL history to win the NFL rushing title and the Super Bowl in the same season (Dallas' Emmitt Smith has done it three times: 1992, 1993 and 1995).

1997: Davis took many huge steps towards being touted as the best running back the sport has seen in many years, putting up numbers never before reached by a Broncos running back — not even himself a year earlier. Among the franchise records set by Davis in 1997 were new standards for rushing yards in a season (1,750), most rushing touchdowns in a season (15), most rushing attempts in a season (369), 100-yard performances in a season (10) and total yards from scrim-

DAVIS' 1997 AND 1998 POSTSEASONS RANK AMONG BEST ALL-TIME

With his 30-carry, 157-yard performance against Green Bay in Super Bowl XXXII, Terrell Davis finished the 1997 postseason with 581 yards on 112 carries in four games. His attempts and rushing yardage both rank second in NFL history for a single postseason, and he scored an NFL postseason record eight touchdowns, surpassing by two the mark of six held by six other players. Davis added his name again to the list in 1998, posting the third-highest yardage total, and the No. 1 total for a three-game postseason:

MOST RUSHING YARDS IN A SINGLE POSTSEASON

PLAYER, TEAM	SEASON (GMS.)	ATT.	YDS.	TDs
1. John Riggins, Washington	1982 (4)	136	610	4
2. Terrell Davis, Broncos	1997 (4)	112	581	8
3. Terrell Davis, Broncos	1998 (3)	78	458	3
4. Marcus Allen, Raiders	1983 (3)	58	466	4
5. Thurman Thomas, Buffalo	1990 (3)	72	390	4

MOST RUSHING TOUCHDOWNS IN ONE POSTSEASON

8 Terrell Davis, Denver, 1997
6 Emmitt Smith, Dallas, 1995
6 Gerald Riggs, Washington, 1991
6 John Riggins, Washington, 1983
6 Franco Harris, Pittsburgh, 1975
6 Larry Csonka, Miami, 1973

MOST TOTAL TOUCHDOWNS IN ONE POSTSEASON

8 Terrell Davis, Denver, 1997
6 Emmitt Smith, Dallas, 1995
6 Gerald Riggs, Washington, 1991
6 Jerry Rice, San Francisco, 1988
6 John Riggins, Washington, 1983
6 Franco Harris, Pittsburgh, 1975
6 Larry Csonka, Miami, 1973

DAVIS RE-WITES BRONCOS POSTSEASON RECORD BOOK

In just three journeys into the postseason, Terrell Davis has been so spectacular that his name dominates every category of the Broncos' postseason record book. He has played just eight postseason games, and owns seven of the top nine single-game performances in both rushing attempts and rushing yards. Davis' ledger includes the entire top four in attempts and the top five in yardage.

MOST POSTSEASON RUSHING ATTEMPTS BY A BRONCO

32 Terrell Davis vs. New York Jets, 1/17/99
31 Terrell Davis vs. Jacksonville, 12/27/97
30 Terrell Davis vs. Green Bay, 1/25/98
26 Terrell Davis at Pittsburgh, 1/11/98
26 Sammy Winder vs. Cleveland, 1/11/87
25 Terrell Davis vs. Atlanta, 1/31/99
25 Terrell Davis at Kansas City, 1/4/98
21 Terrell Davis vs. Miami, 1/9/99
21 Sammy Winder vs. Cleveland, 1/14/90

MOST POSTSEASON RUSHING YARDS BY A BRONCO

199 Terrell Davis vs. Miami, 1/9/99
184 Terrell Davis vs. Jacksonville, 12/27/97
167 Terrell Davis vs. New York Jets, 1/17/99
157 Terrell Davis vs. Green Bay, 1/25/98
139 Terrell Davis at Pittsburgh, 1/11/98
103 Derek Loville vs. Jacksonville, 12/27/97
102 Sammy Winder vs. New England, 1/4/87
102 Terrell Davis at Atlanta, 1/31/99
101 Terrell Davis at Kansas City, 1/4/98

mage in a season (2,037). He also tied the NFL record for most two-point conversions in a year with three, a feat that had been accomplished seven times prior. His postseason effort was also one to remember, as he posted four consecutive 100-yard games and scored an NFL-record eight touchdowns (all on the ground) to lead Denver to its first ever World Championship. Davis also added his second Pro Bowl appearance to his resumé as well as earning numerous individual awards, including Super Bowl XXXII Most Valuable Player honors. Among Davis' awards for his performance during the 1997 season were AFC Player of the Year by the KC 101 Club and *Football News* as well as first-team AFL-Pro honors from the Associated Press, *Sports Illustrated*, *Pro Football Weekly*, *College and Pro Football Weekly*, *The Sporting News*, *Football News*, *Football Digest* and *USA Today*. He was also given the Mackey Award by the NFL Players Association as the AFC's best running back. Davis, who started the first 15 games of the year, finished his third season in the NFL with 1,750 yards on 369 carries (4.7 avg.) and 15 rushing touchdowns, to go along with 42 receptions for 287 yards (6.8 avg.). All rushing numbers were career highs and franchise highs. He won the AFC rushing crown and finished second in the NFL, each for the second straight year, and was also second in the AFC and in the NFL in both rushing attempts and touchdowns scored, first in the AFC (2nd NFL) in total yards from scrimmage (2,037) and first in the NFL in rushing first downs and total first downs. Davis tied for first in the NFL in scoring by a non-kicker (96), and tied the NFL record for two-point conversions scored in a single season, recording three to match the effort of seven previous players. In the season-opener vs. Kansas City (8/31) Davis recorded the 11th 100-yard rushing performance of his brief NFL career, totaling 101 yards on 26 carries and one TD in Denver's 19-3 win. In that game he passed Bobby Humphrey (593) for sixth place in all-time rushing attempts by a Bronco. At Seattle (9/7) Davis rushed for 108 yards on 21 carries and one TD as the Broncos beat the Seahawks 35-14, and Davis notched his second straight 100-yard effort to mark the first time in his career he had back-to-back 100-yard games to start a season. Davis also tied Jon Keyworth for fifth place on the Broncos' list for rushing touchdowns with his 22nd. A week later vs. St. Louis Davis made it three straight 100-yard outputs by rushing for 103 yards on 21 carries in Denver's 35-14 victory, and he tied the franchise record for the second time in his career the following week by posting his fourth straight 100-yard effort. This was no ordinary effort, however, as Davis rushed 27 times for a fran-

DAVIS BECOMES BRONCOS' POSTSEASON RUSHING LEADER; CLIMBS NFL CHART

In just his second venture into the postseason, Terrell Davis in 1997 vaulted to the top of Denver's all-time postseason rushing chart, and climbed into ranks of the NFL's all-time postseason rushing leaders in 1998. Here is a look at the top three Broncos postseason rushers of all time, and the top six NFL postseason rushers of all-time:

MOST CAREER POSTSEASON RUSHING YARDS BY A BRONCO

PLAYER	GAMES	ATTEMPTS	YDS.	AVG.	TD
1. Terrell Davis	8	204	1,140	5.6	12
3. John Elway	22	94	461	4.9	6
2. Sammy Winder	11	144	461	3.2	1

MOST CAREER POSTSEASON RUSHING YARDS BY AN NFL PLAYER

PLAYER	TEAM	YARDS	TD
1. Franco Harris	Pittsburgh	1,556	18
2. Emmitt Smith	Dallas	1,487	18
3. Thurman Thomas	Buffalo	1,432	16
4. Tony Dorsett	Dallas	1,383	9
5. Marcus Allen	L.A. Raid./K.C.	1,347	11
6. Terrell Davis	Denver	1,140	12

DAVIS CARRIES STRING OF SEVEN STRAIGHT POSTSEASON 100-YARD GAMES INTO 1999

Terrell Davis enters the 1999 season riding an NFL-record streak of seven straight 100-yard rushing performances in postseason play:

MOST CONSECUTIVE 100-YARD POSTSEASON GAMES

PLAYER	TEAM	YEAR(S)	CONSECUTIVE 100-YD. GMS.
1. Terrell Davis	Denver	1997-98	7
2. John Riggins	Washington	1982-83	6
3. Thurman Thomas	Buffalo	1990-91	4

chise record 215 yards and one TD in Denver's 38-20 victory over the Bengals (9/21). He totaled a team-record 228 yards from scrimmage and topped the 3,000-yard rushing plateau in just his 34th game to establish another team record, and moved into third place in rushing touchdowns with his 23rd, passing Jon Keyworth. He also passed teammate John Elway for fourth place all-time in rushing yards, moving to 3,181. His efforts against the Bengals earned him AFC Offensive Player of the Week honors as well as Miller Lite NFL Player of the Week honors. A week later at Atlanta (9/28) Davis was held below 100 yards (23-79-1TD) for the first time all season in Denver's 29-21 victory, but still managed to pass Keyworth (699) for fifth place all-time in career rushing attempts by a Bronco. His explosive start to the season earned him AFC Offensive Player of the Month honors for September, the second time he has won such an award (also in September of 1996). Davis stole the Monday Night spotlight in Week Six vs. New England (10/6), as he continued his mastery of the New England Patriots with a 32-carry, 171-yard, two-touchdown performance in Denver's 34-13 victory. During the contest, Davis became the fastest Bronco in franchise history to reach 4,000 total yards from scrimmage, moved into fourth place all-time in rushing attempts by a Bronco, rushed for 100 yards for the 15th time, tying the franchise record, and moved into fourth place all-time in rushing touchdowns by a Bronco. His efforts earned him Miller Lite NFL Player of the Week honors for the second time in three weeks. It also upped his rushing total in three career games against the Patriots to 422 yards. Two weeks later, after the bye, at Oakland (10/19) he rushed for 85 yards on 23 carries (two touchdowns) and added seven receptions for 70 yards in Denver's first loss of the season. During the contest, Davis became the ninth player in NFL history to rush for 3,500 yards in his first three seasons. He also reached the 100-reception plateau for his career, equaling his career high with seven catches, and set a career high with 70 receiving yards. Davis also tallied his third two-point conversion of the season, tying a single-season NFL record shared by seven other players. Davis broke new ground again at Buffalo (10/26) when he rushed for 207 yards on a franchise-record 42 carries and one touchdown in Denver's 23-20 overtime victory over the Bills. He also had five receptions for 29 yards, giving him 236 total yards from scrimmage, another franchise record. Also during the contest, Davis set franchise records for most 100-yard rushing games in a career (his 16th), most carries in a game (42, breaking Bobby Humphrey's record of 34 set in 1990 and the 4th-highest total in NFL history) and fewest games needed to reach 1,000 rushing yards in a season (eight, breaking his own record of 10 set in 1996). He handled the ball 47 times during the contest, one off the NFL record, and also passed William Andrews for the eighth-most rushing yards in the first three years of a career. Davis also became the eighth back in NFL history to rush for 1,000 in each of his first three seasons in the league (the first Bronco to ever do so) and the first Bronco to have three 1,000-yard rushing seasons in his career. The next week vs. Seattle (11/2) Davis reached the 100-yard plateau once again (21-101) to tie his own team record (1996; also Bobby Humphrey, 1990; Otis Armstrong, 1974) for 100-yard games in a season, as Denver won 30-27. It enabled Davis — in just the ninth game of the year — to pass his rookie rushing total of 1,117 yards, accomplished in 14 games. Davis also had six receptions for 17 yards in the game, making him the team's leading receiver for the second straight week, and passed Marcus Allen for the 10th-most total yards from scrimmage over the first three years of an NFL career, as well as passing Jim Brown for the sev-

DAVIS POSTS FOURTH-BEST POSTSEASON RUSHING GAME

With a 199-yard outburst vs. Miami in an AFC Divisional Playoff Game, Jan. 9, 1999, Terrell Davis etched his name further into the NFL record book. His performance — while also representing a Broncos postseason record — ranked fourth on the NFL's all-time postseason single-game list:

MOST RUSHING YARDS IN A POSTSEASON GAME, NFL

PLAYER	TEAM	YARDS	OPPONENT	DATE
1. Eric Dickerson	L.A. Rams	248	Dallas	Jan. 4, 1986
2. Keith Lincoln	San Diego	206	Boston	Jan. 5, 1964
3. Tim Smith	Washington	204	Denver	Jan. 31, 1988
4. Terrell Davis	Denver	199	Miami	Jan. 9, 1999

MOST CONSECUTIVE 1,000-YARD SEASONS TO BEGIN A CAREER

With his 136-yard performance against Jacksonville Oct. 25, 1997, Terrell Davis reached the 1,000-yard rushing mark for the fourth consecutive season, making him the fifth player in NFL history to rush for 1,000 yards in each of his first four years in the league. Here is a look at the exclusive company joined by Davis in 1998:

PLAYER, TEAM	YEARS	YEAR 1 (YDS.-AVG.)	YEAR 2 (YDS.-AVG.)	YEAR 3 (YDS.-AVG.)	YEAR 4 (YDS.-AVG.)	TOTAL
B. Sanders, Det.	(10) 1989-98	'89 (1,470-5.3)	'90 (1,304-5.1)	'91 (1,548-4.5)	'92 (1,352-4.3)	5,674
E. Dickerson, Rams	(7) 1983-89	'83 (1,808-4.6)	'84 (2,105-5.6)	'85 (1,234-4.2)	'86 (1,821-4.5)	6,968
T. Dorsett, Dal.	(5) 1977-81	'77 (1,007-4.8)	'78 (1,325-4.6)	'79 (1,107-4.4)	'80 (1,185-4.3)	4,624
E. Campbell, Hou.	(4) 1978-81	'78 (1,450-4.8)	'79 (1,697-4.6)	'80 (1,934-5.2)	'81 (1,376-3.8)	6,457
T. Davis, Den.	(4) 1995-98	'95 (1,117-4.7)	'96 (1,538-4.5)	'97 (1,750-4.7)	'98 (2,008-5.1)	6,413
C. Martin, N.E./N.Y.	(4) 1995-98	'95 (1,487-4.0)	'96 (1,152-3.6)	'97 (1,180-4.2)	'98 (1,287-3.5)	5,086

enth-most rushing yards in the first three years of a career. A week later Davis established a new franchise record with his eighth 100-yard game of the season, tallying 104 yards on 21 carries, and passed Walter Payton for the sixth-most rushing yards in the first three years of an NFL career. A week later at Kansas City (11/16) Davis ran his streak of 100-yard games to four as he tied Otis Armstrong's and Bobby Humphrey's franchise record for the third time in his young career. He also became the fourth-quickest player in NFL history (and the quickest in franchise history) to rush for 4,000 yards (41 games), and also passed Billy Sims and Thurman Thomas for eighth place in most total yards from scrimmage over the first three years of a career. He was held under 100 yards for just the second time all season vs. Oakland Nov. 24 on Monday Night Football, but tied his own franchise record with three touchdowns, and set a new standard with all three coming via the ground. Davis had twice previously posted two rushing and one receiving touchdown in the same game, but never three rushing. It marked the 19th time in franchise history that a player had scored three touchdowns in a game and the fifth time that all three scores were rushing touchdowns. During the contest, Davis also went over the 5,000-yard mark in total yards from scrimmage in his career faster than any player in franchise history (42 games). He also became just the eighth player in league history to accomplish this feat in the first three years of his career. Davis continued his assault on the record books the following week in his hometown of San Diego (11/30), rushing for more than 150 yards for the fourth time this season — and more than 100 yards for the 10th time — by totaling 178 yards on 26 carries and one TD in Denver's 38-28 victory over the Chargers. This was Davis' 20th 100-yard game in just his 43rd NFL contest, making him the fifth fastest player to reach 20 100-yard performances. He also set new single-season marks in rushing and total yards from scrimmage, surpassing his own team marks set in 1996 (1,538 rushing / 1,848 total). He also passed teammate John Elway (32) for third place in career TD runs, passed Emmitt Smith, William Andrews and Herschel Walker for seventh, sixth and fifth place, respectively in total yards from scrimmage during the first three years of a career, and passed Smith for fifth place all-time in rushing yards in the first three years of a career. His rushing touchdown was his 13th, tying his own team record (1996). Davis moved into third place all-time in rushing yards during the first three years of a career (4,333) with his 75-yard output at Pittsburgh (12/7), passing Barry Sanders and Otis Anderson, and also went over the 2,000-yard mark in single-season total yards from scrimmage (26th time in NFL history), broke his own team

FEWEST GAMES NEEDED TO REACH 1,000 YARDS IN A SINGLE SEASON

With his 136-yard rushing performance against Jacksonville Oct. 25, 1998, Terrell Davis became just the third player in NFL history to rush for 1,000 yards in seven games, joining the likes of Hall of Famers Jim Brown and O.J. Simpson. This feat has now been accomplished four times, twice by Simpson:

FASTEST TO 1,000 YARDS IN A SEASON BY AN NFL RUNNING BACK

PLAYER, TEAM	YEAR	NO. OF GAMES NEEDED TO REACH 1,000	RUSHING YARDS AFTER 7 GMS.	RUSHING YARDS FOR SEASON
Terrell Davis, Den.	1998	7	1,001	2,008
Jim Brown, Cleve.	1958	7	1,011	1,527
O.J. Simpson, Buf.	1973	7	1,025	2,003
O.J. Simpson, Buf.	1975	7	1,005	1,817

FASTEST TO 1,000 YARDS IN A SEASON BY A BRONCOS RUNNING BACK

PLAYER	YEAR	NO. OF GAMES NEEDED TO REACH 1,000	RUSHING YARDS FOR SEASON
1. Terrell Davis	1998	7	2,008
2. Terrell Davis	1997	8	1,750
3. Terrell Davis	1996	10	1,538
4. Otis Armstrong	1974	12	1,407
5. Terrell Davis	1995	13	1,117
Floyd Little	1971	13	1,133

SUPER BOWL XXXII MOST VALUABLE PLAYER

Terrell Davis, a native of San Diego, made history in winning the Pete Rozelle Award as Most Valuable Player of Super Bowl XXXII. He not only became the first player to be named Super Bowl MVP for a game played in his hometown, but also became the sixth-lowest drafted player to receive this honor. The other players who were drafted even later than Davis (6th round, 196th selection in 1995) were Richard Dent (Chicago, 8th round, MVP in 1986), Jake Scott (Miami, 7th round, MVP in 1973), Roger Staubach (Dallas, 10th round, MVP in 1972), Larry Brown (Dallas, 12th round, MVP in 1996) and Bart Starr (Green Bay, 17th round, MVP in 1967 and '68). Davis and Marcus Allen (MVP 1984) have made Lincoln High School in San Diego the only high school ever to produce two Super Bowl MVPs. Davis' jersey No. 7 was retired at the high school in a special ceremony held Tues., Jan. 20, 1998 during Super Bowl week.

mark for rushing touchdowns in a season with his 14th, and broke his own team record for rushing attempts in a season (345). It was only the fourth of five times in 1997 that he would fail to reach 100 rushing yards in a game. This was also Davis' 14th consecutive game with at least 20 carries, breaking the NFL record previously held by Terry Allen (1995-96). At San Francisco (12/15) on Monday Night Football Davis rushed for just 28 yards on 10 carries and caught two passes for zero yards in just over a quarter of Denver's 34-17 loss to San Francisco. He left the game in the second quarter due to a mild anterior cruciate sprain to his right shoulder, but not before registering his 15th rushing touchdown of the season, tying his own franchise record for total touchdowns in a season (13 rush./2 rec., 1996). The injury forced him to be deactivated for the Broncos' regular season finale against San Diego. It was only the third game of his career that he had missed, including the two to end the 1995 regular season. In the preseason Davis looked sensational in limited duty, starting all five games at halfback and rushing 34 times for a team-leading 211 yards (6.2) with a long of 37 and two touchdowns. He also caught three passes for 46 yards (15.3) with a long of 20. Both rushing TDs came in the finale against San Francisco (8/23) on runs of 6 and 11 yards. **1997 Postseason:** In Davis' short NFL career, he has put up some astounding postseason numbers — most of them in 1997. He finished the 1997 postseason with 112 carries for 581 yards (5.2 avg.) and eight touchdowns in four games — all Broncos wins en route to the World Championship. Davis also had eight catches for 38 yards (4.8 avg.) in the postseason, brining his career postseason numbers (5 games) to 126 carries for 672 yards (5.3 avg.) and nine touchdowns, plus 15 receptions for 62 yards. In Denver's 42-17 AFC Wild Card Playoff Game victory over Jacksonville (12/27/97) Davis had the longest run in a postseason game by a Bronco (59 yards), and also logged the most carries (31), rushing yards (184), rushing touchdowns (2) and total touchdowns (2) of any Broncos postseason performer ever. His 5.9 yards-per-rush average against the Jaguars was topped only in team postseason annals by teammate Derek Loville's 9.4-yard average in the same game (11-103) and his own 6.5 average in the 1996 play-off game against the Jaguars. During the contest, he also moved into third place all-time in both carries and rushing yards in the postseason by a Bronco, passing Gaston Green (36) and Bobby Humphrey (38) in attempts and Gene Lang (138) and Humphrey (169) in yards. In Denver's 14-10 Divisional Playoff win at Kansas City (1/4/98), Davis rushed for 101 yards and two touchdowns on 25 carries (third-most ever in a postseason game by a Bronco), and added one reception for 17 yards, his longest postseason reception to date. This was Davis' second career postseason 100-yard game (second in a row), setting a new franchise record for postseason 100-yard games.

DAVIS AMONG SUPER BOWL RECORD-HOLDERS AFTER MVP PERFORMANCE

Terrell Davis returned to his hometown of San Diego for Super Bowl XXXII in January 1998 and rushed for 157 yards on 30 carries and scored three touchdowns, as Denver defeated Green Bay 31-24. He was named the game's Most Valuable Player, and set or tied three records, as detailed below:

MOST TOTAL TOUCHDOWNS IN A SUPER BOWL

1. Terrell Davis (3*), Denver vs. Green Bay, 1998
- Ricky Watters (3), San Francisco vs. San Diego, 1995
- Jerry Rice (3), San Francisco vs. Denver, 1990
- Jerry Rice (3), San Francisco vs. San Diego, 1995
- Roger Craig (3), San Francisco vs. Miami, 1985

* All rushing, most ever in a Super Bowl

MOST RUSHING ATTEMPTS IN A SUPER BOWL

- 38 John Riggins, Washington vs. Miami, 1983
- 34 Franco Harris, Pittsburgh vs. Minnesota, 1975
- 33 Larry Csonka, Miami vs. Minnesota, 1974
- 30 Terrell Davis, Denver vs. Green Bay, 1998
- 30 Emmitt Smith, Dallas vs. Buffalo, 1994

MOST POINTS IN A SUPER BOWL

1. Terrell Davis (18), Denver vs. Green Bay, 1998
- Ricky Watters (18), San Francisco vs. San Diego, 1995
- Jerry Rice (18), San Francisco vs. Denver, 1990
- Jerry Rice (18), San Francisco vs. San Diego, 1995
- Roger Craig (18), San Francisco vs. Miami, 1985

MOST RUSHING YARDS IN A SUPER BOWL

- 204 Tim Smith, Washington vs. Denver, 1988
- 191 Marcus Allen, Raiders vs. Washington, 1984
- 166 John Riggins, Washington vs. Miami, 1983
- 158 Franco Harris, Pittsburgh vs. Minnesota, 1975
- 157 Terrell Davis, Denver vs. Green Bay, 1998

DAVIS ONE OF FASTEST IN NFL HISTORY TO REACH 6,000 CAREER RUSHING YARDS

In just his 58th NFL game, Dec. 6, 1998, vs. Kansas City, Terrell Davis reached the 6,000-yard rushing mark, and did so faster than all but three other backs in league history (Eric Dickerson — 53 games; Earl Campbell — 56; and Jim Brown — 58). He is third all-time in rushing yards in the first four years of a career:

NFL PLAYERS WITH 6,000 RUSHING YARDS IN FIRST FOUR SEASONS

PLAYER, TEAM	YEARS	YEAR 1 (A-Y-Avg.)	YEAR 2 (A-Y-Avg.)	YEAR 3 (A-Y-Avg.)	YEAR 4 (A-Y-Avg.)	TOTAL
E. Dickerson, Rams*	1983-86	83 (390-1808-4.6)	84 (379-2105-5.6)	85 (292-1234-4.2)	86 (404-1821-4.5)	6,968
E. Campbell, Hou.*	1978-81	78 (302-1450-4.8)	79 (368-1697-4.6)	80 (373-1834-5.2)	81 (361-1376-3.8)	6,457
T. Davis, Den.*	1995-98	95 (237-1117-4.7)	96 (345-1538-4.5)	97 (369-1750-4.7)	98 (392-2008-5.1)	6,413

He also set the franchise record for most rushing and total touchdowns by a Bronco in the post-season with five. For the second consecutive week he tied the team record for most rushing and total touchdowns in a postseason game with two. Davis showed his mettle again the following week in Denver's 24-21 AFC Championship Game victory at Pittsburgh (1/11/98), rushing for 139 yards on 26 carries, and added his fifth postseason touchdown of 1997. It was his third consecutive 100-yard game in the postseason, tying four other NFL players for third place all-time in consecutive postseason 100-yard rushing games. He also passed Freeman McNeil (349 in 1982), Natrone Means (358 in 1996) and Thurman Thomas (390 in 1990) for fifth, fourth and third place respectively in most rushing yards in a single postseason. Teamwise, Davis surpassed David Treadwell (32) for the second most points scored in franchise postseason history (38), passed his teammate John Elway (80) for second place in postseason rushing attempts (96), and passed Elway (410) and Sammy Winder (461) to move into first place in postseason rushing yards by a Bronco. Lastly, Davis' 26 carries equaled the second-most carries in a postseason contest by a Bronco, tying Sammy Winder and remaining eight carries behind his own record he set in the Wild Card Game against Jacksonville (12/27/97). The 141 total yards represented his second-highest total in the postseason (195 vs. Jax., 12/27/97) and placed him second all-time in postseason total yards from scrimmage by a Bronco to earn NFL Offensive Player of the Week honors. Davis then capped one of the most memorable individual seasons in NFL history by rushing for 157 yards on 30 carries and scoring three touchdowns to earn Most Valuable Player honors in Denver's 31-24 victory over Green Bay in Super Bowl XXXII, in his hometown of San Diego (1/25/98). Davis also had two receptions for eight yards during the contest. The three TDs (all on the ground) tied a Super Bowl record for most points scored and most touchdowns scored in a single game, and he also set a Super Bowl record with three rushing touchdowns in a single game. The 157 yards ranks fifth all-time in a Super Bowl and the 30 carries ties for fourth all-time in a Super Bowl. Even more remarkable is the fact that Davis missed the entire second quarter while trying to fight off the onset of a migraine headache. He returned to start the second half and helped Denver control the ball and clock the rest of the way. Davis recorded his fourth consecutive 100-yard rushing game in postseason play, tying Thurman Thomas for the second-longest postseason 100-yard game streak in NFL history, and notched his 24th career 100-yard rushing game (fourth in the postseason), with Denver posting a 21-3 mark in those games (4-0 in postseason). It was also Davis' 14th 100-yard performance of the entire season, tying Barry Sanders (14 in 1997) for the NFL record. Davis also set the single-season record for most postseason touchdowns (8) and most postseason rushing touchdowns (8), and passed Marcus Allen (466 in 1983) for second place all-time in rushing yards in one postseason with 581 (John Riggins, 610, 1982). His 56 points scored moved him past Rich Karlis (55) into first on the Broncos' all-time postseason scoring list. He also passed Sammy Winder and Vance Johnson to move into first place all-time in postseason yards from scrimmage by a Bronco (734 yards in five games; avg. of 146.7 per game), and passed Eric Dickerson and Riggins to move into first place all-time in rushing yards (2,331) and rushing

DAVIS ONE OF FASTEST IN NFL HISTORY TO REACH 7,000 CAREER TOTAL YARDS

With his 188-yard total offense output against Oakland Nov. 22, 1998, Terrell Davis, in just his 56th NFL game, became the fastest Broncos player ever to reach 7,000 total yards from scrimmage. He also became just the second player in NFL history to reach 7,000 total yards in his first four NFL seasons, and now boasts the NFL's second-highest total yardage figure after the first four years of a career:

TOP FIVE TOTAL YARDAGE FIGURES OVER FIRST FOUR SEASONS OF A CAREER

PLAYER, TEAM	YEARS	ATT.	YARDS	TD	REC	YOS	TD	TOTAL YDS.	TD
1. E. Dickerson, Rams	1983-86	1,465	6,968	55	118	874	2	7,842	57
2. T. Davis, Den.	1995-98	1,343	6,413	56	152	1,181	4	7,594	61
3. B. Sanders, Det.	1989-92	1,189	5,674	52	130	1,276	5	6,968	57
4. M. Allen, Raid.	1982-85	1,081	4,638	44	237	2,304	13	6,942	57
5. E. Smith, Dal.	1990-93	1,262	5,699	50	189	1,235	3	6,934	53

NFL RUSHING AND TOTAL YARDAGE LEADERS — 1996-98

Terrell Davis finished first in the NFL in both rushing yards and total yards from scrimmage in each of his first two seasons before claiming his first NFL rushing title in 1998. Below is a look at the leaders, 1996-98:

1996 NFL RUSHING LEADERS					1997 NFL RUSHING LEADERS					1998 NFL RUSHING LEADERS				
PLAYER, TEAM	Yds.	(Att.-Avg.-TD)			PLAYER, TEAM	Yds.	(Att.-Avg.-TD)			PLAYER, TEAM	Yds.	(Att.-Avg.-TD)		
1. B. Sanders, Det.	1,553	(307-5.1-11)			B. Sanders, Det.	2,053	(335-6.1-11)			T. Davis, Den.	2,008	(392-5.1-21)		
2. T. Davis, Den.	1,538	(345-4.5-13)			T. Davis, Den.	1,750	(369-4.7-15)			J. Anderson, Atl.	1,846	(410-4.5-14)		
3. J. Bettis, Pitt.	1,431	(320-4.5-11)			J. Bettis, Pitt.	1,665	(375-4.4-7)			G. Hearst, S.F.	1,570	(310-5.1-7)		
1996 NFL TOTAL YARDAGE LEADERS					1997 NFL TOTAL YARDAGE LEADERS					1998 NFL TOTAL YARDAGE LEADERS				
PLAYER, TEAM	Yds.	RUSH.	REC.		PLAYER, TEAM	Yds.	RUSH.	REC.		PLAYER, TEAM	Yds.	RUSH.	REC.	
1. B. Sanders, Det.	1,855	1,411	444		B. Sanders, Det.	2,358	2,053	305		M. Faulk, Ind.	2,227	1,319	908	
2. T. Davis, Den.	1,848	1,538	310		T. Davis, Den.	2,037	1,750	287		T. Davis, Den.	2,225	2,008	217	
3. B. Sanders, Det.	1,700	1,553	147		D. Levens, G.B.	1,805	1,435	370		J. Anderson, Atl.	2,165	1,846	319	

attempts (495) for an entire season (regular and postseason). His regular and postseason total of 23 touchdowns (all on the ground) rank tied for fourth all-time. Davis, who had his high school jersey retired the Tuesday prior to the game became the second player from San Diego's Lincoln High School to receive Super Bowl MVP honors (Allen in January, 1984), making him the sixth-lowest drafted player to win the MVP award (sixth round in 1995). He also became the first player in the 32-year history of the game to earn this award while playing the game in his hometown.

1996: Davis' list of 1996 honors included Associated Press NFL Offensive Player of the Year, Sports Illustrated and UPI NFL Player of the Year, his first Pro Bowl selection, All-Pro selections from the Associated Press, *Sports Illustrated*, *The Sporting News*, *USA Today*, *Pro Football Weekly*, *Football Digest* and *College & Pro Football Newsweekly*, All-AFC nods from UPI and *Football News* and a third-place showing in the AP NFL Most Valuable Player voting. Davis led the AFC and was second in the NFL in both rushing yards (1,538 yards on 345 carries; 4.5) and total yards from scrimmage (1,848), and led the NFL in first downs earned (108). He was second in the AFC (3rd NFL) in both rushing touchdowns (13) and total touchdowns (15), and set franchise records in both categories. He also set franchise single-season records in rushing attempts, rushing yards and total yards, topping previous standards held by Sammy Winder (296 carries in 1984) and Otis Armstrong (1,407 rushing yards and 1,812 total yards in 1974). With 15 total touchdowns, Davis broke the franchise single-season record of 14 held by Sammy Winder (1986) and Anthony Miller (1995), and joined tight end Shannon Sharpe (10 TDs) to give the Broncos two players with double-figure touchdowns in the same season for the first time in franchise history. Davis teamed with QB John Elway and TE Shannon Sharpe to make the Broncos only the sixth team in NFL history to have a trio that had a 3,000-yard passer, 1,500-yard rusher, and 1,000-yard receiver. The trio along with WR Rod Smith, duplicated the feat in 1997, becoming the first team to do this in back-to-back seasons and only the third team to have two 1,000-yard receivers as part of the group. Davis got off to a quick start in '96, putting together a string of five 100-yard games over a six-game span — including four in a row — beginning with Week Two at Seattle when he tallied 111 yards on 28 carries in Denver's 30-20 victory. A week later vs. Tampa Bay (9/15) he posted the second-highest rushing total of his young career with 137 yards on 22 carries (6.2) despite missing more than a quarter due to symptoms of a migraine headache. He also finished with 23 receiv-

T.D. SCORING TDs IN BUNCHES

Terrell Davis' touchdown against Seattle in the 1998 season-finale (Dec. 27), was his 21st rushing and 23rd total for the season, a franchise record, and among the most ever scored by an individual in a single NFL season. He led the league in scoring by a non-kicker in 1998, with a franchise-record 138 points:

NFL SINGLE-SEASON TOUCHDOWN LEADERS, ALL-TIME

PLAYER	TEAM	YEAR	TOTAL TDs	RUSH.	REC.	RET.
1. Emmitt Smith	Dallas	1995	25	25	0	0
2. John Riggins	Washington	1983	24	24	0	0
3. Terrell Davis	Denver	1998	23	21	2	0
Jerry Rice	San Francisco	1987*	23	1	22	0
O.J. Simpson	Buffalo	1976*	23	16	7	0

*14-game season #15-game season

1998 NFL SCORING LEADERS (NON-KICKERS)

PLAYER	TEAM	POSITION	POINTS
1. Terrell Davis	Denver	Running Back	138
2. Randy Moss	Minnesota	Wide Receiver	106
3. Fred Taylor	Jacksonville	Running Back	102

MOST POINTS IN A SEASON, BRONCOS

PLAYER	POINTS	YEAR
1. Terrell Davis	138	1998
2. Gene Mingo	137	1962
3. Jason Elam	132	1995

CONSECUTIVE GAMES SCORING AT LEAST ONE TOUCHDOWN, BRONCOS

PLAYER	GAMES SCORING	YEAR(S)
1. Terrell Davis	8	1998
2. Vance Johnson	6	1987
Floyd Little	6	1972
Al Denson	6	1969
Lionel Taylor	6	1960-61

ing yards on four catches (5.8). Davis left the game late in the first quarter when his vision became blurred and he felt nauseous, but he returned to start the second half and carried the entire offense to the come-from-behind win. He rushed eight times for 39 yards on the Broncos' 14-play, 80-yard game-winning drive that consumed 8:11 in the fourth quarter. He capped the drive with a three-yard touchdown run to give Denver the 27-23 win. The following week at Kansas City (9/22) he put together his third straight 100-yard game, rushing for 141 yards (second-highest in his career at the time) and two touchdowns on 19 carries (7.4). He scored from six yards out in the first quarter, then topped that with a then-career-best 65-yard scoring run in the second. He had already tallied 130 yards on 14 carries by halftime. The following week at Cincinnati (9/29) he notched his fourth straight 100-yard game with 112 yards on 24 carries (4.7). His long carry was a 19-yarder. His fourth straight game over the century mark tied a Broncos record set by Bobby Humphrey in 1990 and Otis Armstrong in 1974. On Oct. 6 vs. San Diego he rushed 17 times for 50 yards, while suffering the effects of a migraine headache that kept him out of the game for much of the second quarter. The Broncos used primarily a one-back offense during the game due to a knee injury suffered by starting fullback Aaron Craver the week before at Cincinnati. He also caught a season-high six passes for 42 yards after not catching a pass in the previous two games. Davis had the best day of his young career on Oct. 20 vs. Baltimore, setting a franchise record with 194 yards on 28 carries (6.9), including a career-best 71-yard touchdown run in the first quarter of Denver's 45-34 victory. The run was the fourth-longest ever by a Bronco, and the longest since 1973 (Joe Dawkins at K.C., 10/7). He also scored later from four yards out, and caught three passes for 19 yards (6.3). His 213 total yards also were a career high. Davis' reached the 2,000-yard rushing mark for his career with his 77-yard effort vs. Kansas City (10/27), making him the fastest to reach that milestone in Broncos history. It was his 22nd game, four earlier than Bobby Humphrey who reached the mark in his 26th game. Versus Chicago (11/10) Davis' 25-yard run in the second quarter pushed him over the 1,000-yard mark for the season, the earliest a Bronco has ever done so (game 10; Otis Armstrong topped 1,000 in the 12th game of the '74 season). Nov. 17 at New England he tallied his sixth 100-yard game of 1996, rushing for 154 yards on a career-high 32 carries, and adding 56 yards on four catches for 210 total yards in Denver's 34-8 victory. The performance earned him not only AFC Offensive Player of the Week honors for the second in 1996 (also Week Eight), but also the Miller Lite NFL Player of the Week award. His total yardage figure was second-best in his career, trailing only his 213-yard effort vs. Baltimore (10/20). He also tied his own (and several others') Broncos record with three touchdowns, rushing for two and catching another, matching his effort vs. Washington last year (9/17). Davis' 68 yards at Minnesota (11/24) allowed him to move past Bobby Humphrey (2,386 yards) on the franchise's all-

TOUCHDOWN TERRELL

With his three touchdown runs vs. Kansas City Dec. 6, 1998, Terrell Davis passed Marcus Allen and moved into first place for most total touchdowns scored in the first four years of a career. Davis also passes Barry Sanders, Eric Dickerson and Chuck Foreman on the historic day:

MOST TOTAL TOUCHDOWNS IN THE FIRST FOUR SEASONS OF A CAREER

PLAYER	TEAM	TOTAL TOUCHDOWNS	RUSH.	REC.	OTHER
1. Terrell Davis	Denver	61	56	5	0
2. Marcus Allen	Raiders	58	44	13	1 (recovered fumble in end zone)
3. Barry Sanders	Detroit	57	52	5	0
Eric Dickerson	L.A. Rams	57	55	2	0
Chuck Foreman	Minnesota	57	39	18	0

(Davis is also the leader in rushing touchdowns, with 56, followed by Earl Campbell and Eric Dickerson (55), and Barry Sanders 52)

NFL'S LEADING TOUCHDOWN SCORERS, 1995-98

PLAYER	TEAM	1995	1996	1997	1998	TOTAL
1. Terrell Davis	Denver	8	15	15	23	61
2. Emmitt Smith	Dallas	25	15	4	15	59
3. Cris Carter	Minnesota	17	10	13	12	52
4. Curtis Martin	New Eng./N.Y. Jets	15	17	5	9	46

T.D.'s 50-YARD TDs

Terrell Davis' 59- and 63-yard touchdown runs against Dallas Sept. 13, 1998 were the fifth and sixth scoring runs of 50 yards or more in his four-year career, ranking him among the NFL's active leaders in touchdown runs of 50 or more yards:

MOST CAREER TOUCHDOWNS RUNS OF 50 OR MORE YARDS, ACTIVE PLAYERS

PLAYER	TEAM	50+-YARD TD RUNS	LAST TIME
1. Barry Sanders	Detroit	15	10/15/98 vs. Packers
2. Terrell Davis	Denver	6	9/13/98 vs. Cowboys
3. Napoleon Kaufman	Oakland	5	9/13/98 vs. Giants
Emmitt Smith	Dallas	5	9/4/95 at Giants

time rushing list. Davis' touchdowns in the game came on a one-yard run and a one-yard pass reception, giving him five scores over a two-game stretch. On Dec. 1 vs. Seattle Davis tallied his seventh 100-yard game of the 1996 season, tying Otis Armstrong's franchise record set in 1974, during Denver's 34-7 division-clinching victory. Davis carried the ball 26 times for 106 yards and one touchdown, and caught two passes for 15 yards. The following week at Green Bay (12/8) he rushed for 54 yards on 14 carries to establish franchise single-season records in both categories, topping the previous highs of 1,407 yards (Otis Armstrong, 1974) and 296 carries (Sammy Winder, 1984). Davis' five-yard carry to end the first half was the run that put him over Armstrong's yardage record. Against the Raiders (12/15) Davis carried the ball 27 times for 80 yards with a long of 12 and one touchdown, to set a new Broncos single-season record for total yards in a season in Denver's 24-19 win. He topped the previous standard of 1,812 yards set by Otis Armstrong in 1974. His three-yard touchdown run in the first quarter staked Denver to an early 7-0 lead, and was his 14th of the season, tying a franchise record. At San Diego (12/ 22) he started at tailback but played only into the second quarter. He carried nine times for 21 yards and a touchdown, and caught one pass for nine yards. His one-yard touchdown run in the first quarter put Denver ahead 10-0. In the game Davis surpassed Jon Keyworth (2,653 yards) for fifth place on the Broncos' career rushing list, and registered his 15th touchdown (13 rushing, two receiving) to establish a new franchise record. In Denver's AFC Divisional Playoff vs. Jacksonville (1/4/97) Davis started at tailback and rushed 14 times for 91 yards (6.5) with a long of 47 yards and one touchdown, while catching a game-high seven passes for 24 yards with a long of 6. His 47-yard run in the first quarter was the longest ever by a Bronco in the postseason, and set up Denver's first touchdown. Davis' 91 rushing yards were the second-most by Bronco in the postseason, trailing only Sammy Winder's 102-yard effort vs. New England, Jan. 4, 1987, and his seven receptions tied for third-most in a postseason game with Vance Johnson (1/14/90 and 1/12/92), Steve Sewell (1/12/92) and Jesse Myles (12/24/83). Davis scored on a two-yard run with 7:37 remaining in the game to pull Denver within 23-20, and added the two-point conversion himself. Davis mildly sprained the medial collateral ligament in his right knee in the first quarter, and left the game for several plays before returning.

1995: Davis started 14 of the Broncos' 16 games, missing the final two (at Kansas City, 12/17 and at Oakland, 12/24) with a hamstring tear suffered in the first quarter vs. Seattle (12/10). For the season he led the team with 1,117 rushing yards on 237 carries (4.7) with seven touchdowns and a long of 60 yards (at Houston, 11/26) that went for a touchdown. Through the air, Davis caught 49 passes for 367 yards (7.5) with one touchdown and a long reception of 31. He was voted by his teammates as the club's Offensive MVP for '95, and finished second in the voting for NFL Offensive Rookie of the Year by a nationwide media panel. He garnered 16 votes, trailing only New England's Curtis Martin, who tallied 57, but was selected by *Football Digest* as its NFL Rookie of the Year. Davis was also voted to All-Rookie teams published by *Pro Football Weekly* and *Football News*, and was selected as a Pro Bowl alternate at running back. In 1995 Davis

DAVIS' PLAYER OF THE WEEK AND PLAYER OF THE MONTH HONORS

AFC OFFENSIVE PLAYER OF THE MONTH

September 1996
September 1997
September 1998
October 1998

MILLER LITE/NFL PLAYER OF THE WEEK

1996 Week 12 (Nov. 17, 1996) at New England
1997 Week 4 (Sept. 21, 1997) vs. Cincinnati
1997 Week 6 (Oct. 6, 1997) vs. New England
1998 Week 2 (Sept. 13, 1998) vs. Dallas

AFC OFFENSIVE PLAYER OF THE WEEK

1996 Week 8 (Oct. 20, 1996) vs. Baltimore
1996 Week 12 (Nov. 17, 1996) at New England
1997 Week 4 (Sept. 21, 1997) vs. Cincinnati
1998 Week 2 (Sept. 13, 1998) vs. Dallas
1998 Week 5 (Oct. 4, 1998) vs. Philadelphia
1998 Week 8 (Oct. 25, 1998) vs. Jacksonville
1998 Week 17 (Dec. 27, 1998) vs. Seattle

NFL OFFENSIVE PLAYER OF THE WEEK

1997 Conf. Championship Weekend (Jan. 11, 1998) at Pittsburgh

LOWEST-DRAFTED NFL ROOKIES TO RUSH FOR 1,000 YARDS, FIRST YEAR

PLAYER	TEAM	YEAR	YDS.	DRAFT POS.
Terrell Davis	Denver	1995	1,117	6th (196th)
Don Woods	San Diego	1974	1,162	6th (134th)*
Ron Moore	Phoenix	1993	1,018	4th (87th)

* - Woods actually drafted by Green Bay

became the first Bronco to rush for 1,000 yards in a season since Gaston Green tallied 1,037 in 1991, and the first Broncos rookie to do so since Bobby Humphrey racked up 1,151 in 1989. He is also the lowest-drafted player in National Football League history to rush for 1,000 yards in his rookie season. The Chargers' Don Woods, who rushed for more than 1,000 in 1974, was also a sixth-round pick (by the Packers), but was selected earlier overall in the draft than Davis, the 196th pick in the 1995 draft. His season total of 1,484 total yards from scrimmage ranked fifth in the AFC and 16th in the NFL — despite missing two games — and were the most ever by a Broncos rookie. He finished third in the AFC in rushing (1,117 yards; 9th NFL) and fourth in total first downs (76; tied for 18th NFL). In the season opener vs. Buffalo, Davis started at tailback in his first professional game, carrying the ball a team-leading 20 times for 70 yards (3.5) with a long of 17, and catching two passes for nine yards (4.5) with a long of seven. He scored his first professional touchdown on a three-yard run with 3:22 remaining in the game to cap the Broncos scoring. Davis became the sixth Broncos rookie to start at tailback in a season-opener, and the first since Jeff Alexander in 1989. His statistics were the best of any of the six previous opening-day starters. Against Washington (9/17), Davis tied a Broncos' record with three touchdowns (2 rushing, 1 receiving) in a 13-carry, 68-yard performance, and caught a team-leading seven passes for 61 yards. Davis registered his first 100-yard performance in his ninth professional game, rambling for 135 on 22 carries against Arizona (11/5), including a 34-yarder. Davis' 135 yards against Arizona were the most by a Broncos running back at Mile High Stadium since Dec. 8, 1974 (Otis Armstrong, 183 yards against Houston), and the most by a Bronco in any game since Sept. 29, 1991 (Gaston Green, 158 yards at Minnesota), as well as the highest single-game total by a rookie in Broncos franchise history. His 34-yard run on the second play from scrimmage was the longest of his career up to that point, and highlighted an opening drive on which he carried the ball six times for 60 yards, capped by a 5-yard TD run that put the Broncos ahead 7-0. He also caught three passes for 25 yards, with a long of 18, to give him a then-career-best 160 total yards from scrimmage. He topped that effort in Game 11 vs. San Diego (11/19) when he powered his way to 176 yards on 30 carries — the third-best rushing performance in club history at the time. It was the most yards by a Bronco since Bobby Humphrey gained 177 on 34 carries at Buffalo Sept. 30, 1990, and the most by a Bronco at Mile High, again, since Armstrong's aforementioned effort in 1974. He gained 98 yards in the first half, and also finished strong, carrying the ball six times for 53 yards on the Broncos' final drive, which was capped by a 32-yard game-winning field goal from Jason Elam with 0:02 remaining. Davis surpassed the 1,000-yard mark against Jacksonville (12/3) on his first carry of the day, a 13-yarder around left end, en route to a 21-carry, 84-yard performance. Davis strung together three 100-yard games in four outings late in the season, going for 135 vs. Arizona (11/5), 176 vs. San Diego (11/19) and 110 at Houston (11/26). His 60-yard scoring jaunt in the second quarter of the Houston game was the longest of his career, and the longest by a Bronco since 1992. He also caught a career-best seven passes for 30 yards. With his 140 total yards from scrimmage, Davis improved his season total to 1,348, surpassing Bobby

100 YARDS IN A HALF — AND IN A QUARTER

Even more remarkable than Terrell Davis' 31 100-yard games is his list of 100-yard halves, which stands at 10 — as well as four 100-yard quarters — after his first four years in the league:

100-YARD HALVES BY TERRELL DAVIS (AND FOUR 100-YARD QUARTERS)

DATE	OPPONENT	HALF	YARDS	100-YD. QTR.	FINAL TOTAL
Sept. 22, 1996	at Kansas City	1st	130		141
Oct. 20, 1996	vs. Baltimore	1st	118		194
Sept. 21, 1997	vs. Cincinnati	2nd	130	4th — 106 yds.	215
Oct. 6, 1997	vs. New England	2nd	114		171
Oct. 26, 1997	at Buffalo	1st	124		207
Nov. 16, 1997	at Kansas City	1st	108		127
Sept. 13, 1998	vs. Dallas	1st	154	1st — 138 yds.	191
Oct. 4, 1998	vs. Philadelphia	1st	168	1st — 120 yds.	168
Oct. 11, 1998	at Seattle	2nd	135	4th — 122 yds.	208
Nov. 22, 1998	vs. Oakland	1st	110		162

(career highs in bold)

TERRELL DAVIS' 68 CAREER RUSHING TOUCHDOWNS (56 REG. SEASON / 12 POSTSEASON)

BY YARDAGE	REGULAR SEASON	POST-SEASON	BY QUARTER	REGULAR SEASON	POST-SEASON	RUSHING TOUCHDOWNS BY GAME
70-79 yards	1	0	1st quarter	19	5	4 game with three touchdowns (one more in postseason)
60-69 yards	3	0	2nd quarter	18	2	9 games with two touchdowns (3 more in postseason)
50-59 yards	2	0	3rd quarter	5	2	26 games with one touchdown (3 more in postseason)
40-49 yards	2	0	4th quarter	14	3	
30-39 yards	1	1	Overtime	0	0	
20-29 yards	3	1	BY HALF			
10-19 yards	4	0	First Half	37	7	
5-9 yards	9	2	Second Half	19	5	
4 yards	3	0	Overtime	0	0	
3 yards	7	0				
2 yards	7	2				
1 yard	14	6				

Humphrey for the most total yards in a season by a Broncos rookie (Humphrey had 1,307 in 1989). Davis began training camp behind several players on the Broncos' depth chart at running back, but worked his way into the starting lineup by the final preseason game at Jacksonville (8/25/95).

COLLEGE: Davis continued a strong tradition of standout tailbacks from Georgia throughout the '80s and '90s — following in the footsteps of Herschel Walker, Rodney Hampton, Garrison Hearst and Tim Worley — after transferring from Long Beach State. He spent his first collegiate season playing under George Allen for the 49ers, until the program was eliminated following the 1991 season, in which Davis rushed for 262 yards and two touchdowns on 55 carries (4.8). He transferred to Georgia where he played three seasons — the first behind Garrison Hearst, who finished third in the Heisman Trophy voting in 1992. He finished his career at Georgia with 1,657 yards on 317 carries (5.2) and 15 touchdowns. Davis also caught 46 passes for 529 yards (11.5) and four touchdowns. As a senior in 1994 Davis played in eight games as a scabbard and started seven. He missed three contests due to a groin injury, but still managed to lead the team with 445 yards and seven touchdowns on 97 carries (4.6 average), in addition to 31 receptions for 330 yards (10.7). He had his finest campaign as a junior when he played in all 11 games and started six at scabbard, leading the team with 824 yards on 167 carries (4.9) and five touchdowns, along with 12 receptions for 161 (13.4) and three scores. Davis played behind Garrison Hearst as a sophomore in his first year at Georgia in '92, seeing action in 10 games, and finished the season with 388 yards on 53 carries (7.3) and three touchdowns, plus three receptions for 38 yards (12.7) and one score. He was a consumer economics major at Georgia.

PERSONAL: Davis was an All-CIF second-team all-league first-team selection as a senior at Lincoln Prep in San Diego, Calif., where he played six different positions, including nose guard, and also lettered in track. His No. 7 was retired by the school Tues., Jan. 20, 1998 in a ceremony attended by Davis during preparations for Super Bowl XXXII in San Diego. He is an avid Sega video game player who particularly enjoys playing Madden Football '99. Davis was presented with a 1997 ESPY Award for Best Performance Under Pressure, in recognition of his record-breaking exploits in Super Bowl XXXII, and a 1998 ESPY for Pro Football Performer of the Year. During the past two seasons he has made appearances on The Late Show with David Letterman, The Tonight Show with Jay Leno, Live with Regis and Kathy Lee, the WB network sitcom *Sister, Sister* and Sesame Street. In January, 1998, Davis — a life-long sufferer of migraine headaches — signed an agreement with New York-based Novartis Pharmaceuticals Corp. to endorse the company's Migranal nasal spray, which he used during the Super Bowl to combat the onset of a migraine. Part of the deal also calls for the establishment of the Terrell Davis Foundation for Migraine Education and Treatment. Davis traveled to Washington, D.C., April 20, 1999 to testify before the Senate Committee on Energy and Natural Resources about the urgent need for more urban parks and open space. An avid supporter of Pop Warner football, Davis was invited by Jon Butler, executive director of Pop Warner Little Scholars, to testify in favor of a bill that would appropriate a portion of some oil and gas revenues for parks and open space. Davis makes his home in Aurora, Colo. He was born Oct. 28 1972, in San Diego, Calif.

DAVIS' REGULAR SEASON RECORD

Year	Club	G	S	No.	Yds.	Avg.	LG	TD	No.	Yds.	Avg.	LG	TD	TD	TDp	TDt	2pt	Pts.
1995	Denver	14	14	237	1,117	4.7	60t	7	49	367	7.5	31	1	8	7	1	0	48
1996	Denver	16	16	345	1,538	4.5	71t	13	36	310	8.6	23	2	15	13	2	0	90
1997	Denver	15	15	369	1,750	4.7	50t	15	42	287	6.8	25	0	15	15	0	0	96
1998	Denver	16	16	392	2,008	5.1	70	21	25	217	8.7	35	2	23	21	2	0	138
CAREER TOTAL		61	61	1,343	6,413	4.8	71t	56	152	1,181	7.8	35	5	61	56	5	0	372

DAVIS' POSTSEASON RECORD

Year	Club	G	S	No.	Yds.	Avg.	LG	TD	No.	Yds.	Avg.	LG	TD	TD	TDp	TDt	2pt	Pts.
1996	Denver	1	1	14	91	6.5	47	1	7	24	3.4	6	0	1	1	0	0	8
1997	Denver	4	4	112	581	5.2	59	8	8	38	4.8	17	0	8	8	0	0	48
1998	Denver	3	3	78	468	6.0	62	3	4	69	17.3	39	0	3	3	0	0	18
CAREER TOTAL		8	8	204	1,140	5.6	62	12	19	131	6.9	39	0	12	12	0	0	74

DAVIS' SINGLE-GAME HIGHS

(Postseason in parenthesis)

Most rushes — 42 at Buffalo, 10/26/97 (32 vs. N.Y. Jets, 1/17/99). **Most rushing yards** — 215 vs. Cincinnati, 9/21/97 (199 vs. Miami, 1/9/99). **Longest rush** — 71 yards (TD) vs. Baltimore, 10/20/96 (62 vs. Miami, 1/9/99). **Most rushing TDs** — 3 vs. Kansas City, 12/6/98; vs. Jacksonville, 10/25/98; vs. Dallas, 9/13/98 and vs. Oakland, 11/24/97 (3 vs. Green Bay, 1/25/98). **Most receptions** — 7 at Oakland, 10/19/97; at Houston, 11/26/95 and vs. Washington, 9/17/95 (7 vs. Jacksonville, 1/4/97). **Most receiving yards** — 76 vs. Jacksonville, 10/25/98 (50 vs. Atlanta, 1/31/99). **Longest reception** — 35 yards vs. Jacksonville, 10/25/98 (39 vs. Atlanta, 1/31/99). **Most receiving TDs** — 1, five times; most recently vs. San Diego, 11/8/98. **Most Rushing Yards in a Quarter** — 138, 1st qtr. vs. Dallas, 9/13/98. **Most Rushing Yards in a Half** — 168, 1st half vs. Philadelphia, 10/4/98 (129, 1st half vs. Miami, 1/9/99). **Most total yards** — 236 (207 rushing/29 receiving) at Buffalo, 10/26/97 (206 (199 rushing/7 receiving) vs. Miami, 1/9/99). **Most total TDs** — 3, six times; four times with 3 rush. TDs and twice with 2 rush/1 rec. TD (3 vs. Green Bay (3 rush.), 1/25/98).

DAVIS' REGULAR SEASON TOP FIVE

(1998 Performances Boldfaced; * indicates franchise record)

YARDS RUSHING

215* — vs. Cincinnati, 9/21/97 (27 att., TD)
208 — at Seattle, 10/11/98 (30 att., TD)
207 — at Buffalo, 10/26/97 (42 att., TD)
194 — vs. Baltimore, 10/20/96 (28 att., 2TD)
191 — vs. Dallas, 9/13/98 (23 att., 3 TD)

YARDS RECEIVING

76 — vs. Jacksonville, 10/25/98 (5 rec.)
70 — at Oakland, 10/19/97 (7 rec.)
61 — vs. Washington, 9/17/95 (7 rec., TD)
58 — at New England, 11/17/96 (4 rec., TD)
54 — at New England, 10/8/95 (5 rec.)

TOTAL YARDS FROM SCRIMMAGE

236* — at Buffalo, 10/26/97 (207 rush, 29 rec.)
228 — vs. Cincinnati, 9/21/97 (215 rush, 13 rec.)
214 — at San Diego, 11/30/97 (178 rush, 36 rec.)
213 — vs. Baltimore, 10/20/96 (194 rush, 19 rec.)
212 — vs. Jacksonville, 10/25/98 (136 rush, 76 rec.)

DAVIS' POSTSEASON TOP FIVE

(1998 Performances Boldfaced; * indicates franchise postseason record)

YARDS RUSHING

199* — vs. Miami, 1/9/99 (21 att., 2TD)
184 — vs. Jacksonville, 12/27/97 (31 att., 2TD)
167 — vs. N.Y. Jets, 1/17/99 (32 att., TD)
157 — vs. Green Bay, 1/25/98 (30 att., 3TD)
139 — at Pittsburgh, 1/11/98, (26 att., TD)

YARDS RECEIVING

50 — vs. Atlanta, 1/31/99 (2 rec.)
24 — vs. Jacksonville, 12/27/97 (7 rec.)
17 — at Kansas City, 1/4/98 (1 rec.)
12 — vs. N.Y. Jets, 1/17/99 (1 rec.)
11 — vs. Jacksonville, 12/27/97 (4 rec.)

TOTAL YARDS FROM SCRIMMAGE

206* — Miami, 1/9/99 (199 rush, 7 rec.)
195 — vs. Jacksonville, 12/27/97 (184 rush, 11 rec.)
179 — vs. N.Y. Jets, 1/17/99 (167 rush, 12 rec.)
165 — vs. Green Bay, 1/25/98 (157 rush, 8 rec.)
152 — vs. Atlanta, 1/31/99 (102 rush, 50 rec.)

RUSHING ATTEMPTS

42* — at Buffalo, 10/26/97 (207 yds., TD)
32 — vs. New England, 10/6/97 (171 yds., 2TD)
32 — at New England, 11/17/96 (154 yds., 2TD)
31 — vs. Jacksonville, 10/25/98 (136 yds., 3 TD)
31 — vs. Oakland, 11/22/98 (162 yds., TD)

RECEPTIONS

7 — at Oakland, 10/19/97 (70 yds.)
7 — at Houston, 11/26/95 (30 yds.)
7 — vs. Washington, 9/17/95 (61 yds., TD)
6 — at Minnesota, 11/24/96 (37 yds., TD)
6 — vs. San Diego, 10/6/96 (42 yds.)
6 — vs. Seattle, 11/2/97 (17 yds.)

LONGEST RUNS FROM SCRIMMAGE

71t — vs. Baltimore, 10/20/96 (28-194, 2TD)
70 — at Seattle, 10/11/98 (30-208, TD)
65t — at Kansas City, 9/22/96 (19-141, 2TD)
63t — vs. Dallas, 9/13/98 (23-191, 3 TD)
60t — at Houston, 11/26/95 (19-110, TD)

RUSHING ATTEMPTS

32* — vs. N.Y. Jets, 1/17/99 (167 yds., TD)
31 — vs. Jacksonville, 12/27/97 (184 yds., 2TD)
30 — vs. Green Bay, 1/25/98 (157 yds., 3TD)
26 — at Pittsburgh, 1/11/98 (139 yds., TD)
25 — vs. Atlanta, 1/31/99 (102 yds.)
25 — at Kansas City, 1/4/98 (101 yds., 2TD)

RECEPTIONS

7 — vs. Jacksonville, 1/4/97 (24 yds.)
4 — vs. Jacksonville, 12/27/97 (11 yds.)
2 — vs. Atlanta, 1/31/99 (50 yds.)
2 — vs. Green Bay, 1/25/98 (8 yds.)
1 — four times, last vs. N.Y. Jets, 1/17/99 (12 yds.)

LONGEST RUNS FROM SCRIMMAGE

62* — vs. Miami, 1/9/99 (21-199, 2TD)
59 — vs. Jacksonville, 12/27/97 (31-184, 2TD)
47 — vs. Jacksonville, 1/4/97 (14-91)
43 — at Pittsburgh, 1/11/98 (26-139, TD)
41 — at Kansas City, 1/4/98 (25-101, 2TD)

TERRELL DAVIS CAREER GAME-BY-GAME

(Davis has started all 61 games; Denver victories asterisked)

1995												
RUSHING						RECEIVING					SCORING	
Date	Opponent	No.	Yds.	Avg.	LG	TD	No.	Yds.	Avg.	LG	TD	2pt.
Sep 3	vs. Buffalo*	20	70	3.5	17	1	2	9	4.5	7	0	0
Sep 10	at Dallas	11	61	5.5	21	0	3	26	8.7	17	0	0
Sep 17	vs. Washington*	13	68	6.2	9	2	7	61	8.7	16	1	0
Sep 24	at San Diego	7	27	3.9	13	0	4	36	9.0	22	0	0
Oct 1	at Seattle	16	61	4.1	31	0	3	24	8.0	15	0	0
Oct 8	at New England*	24	97	4.0	32	1	5	54	10.8	31	0	0
Oct 16	vs. Oakland*	18	34	1.9	12	0	5	25	5.0	9	0	0
Oct 22	vs. Kansas City	18	69	3.8	12	0	5	39	7.8	12	0	0
Nov 5	vs. Arizona*	22	135	6.1	34	1	3	25	8.3	18	0	0
Nov 12	at Philadelphia	14	85	6.1	36	0	2	6	3.0	9	0	0
Nov 19	vs. San Diego*	30	176	5.9	19	1	2	20	10.0	13	0	0
Nov 26	at Houston	19	110	5.8	60	1	7	30	4.3	11	0	0
Dec 3	vs. Jacksonville*	21	84	4.0	13	0	1	12	12.0	12	0	0
Dec 10	vs. Seattle	5	40	8.0	28	0	0	0	0.0	0	0	0
Dec 17	at Kansas City	INACTIVE — HAMSTRING INJURY										0
Dec 24	at Oakland*	INACTIVE — HAMSTRING INJURY										0
1995 Regular Season Totals		237	1,117	4.7	60	7	49	367	7.5	31	1	0

ΔHamstring injury

1996												
RUSHING						RECEIVING					SCORING	
Date	Opponent	No.	Yds.	Avg.	LG	TD	No.	Yds.	Avg.	LG	TD	2pt.
Sep 1	vs. N.Y. Jets*	19	72	3.8	10	1	3	23	7.7	10	0	0
Sep 8	at Seattle*	28	111	4.0	17	0	3	37	12.3	13	0	0
Sep 15	vs. Tampa Bay*	22	137	6.2	18	1	4	23	5.8	9	0	0
Sep 22	at Kansas City	19	141	7.4	65	2	0	0	0.0	0	0	0
Sep 29	at Cincinnati*	24	112	4.7	19	0	0	0	0.0	0	0	0
Oct 6	vs. San Diego*	17	50	2.9	8	0	6	42	7.0	12	0	0
Oct 20	vs. Baltimore*	28	194	6.9	71	2	3	19	6.3	10	0	0
Oct 27	vs. Kansas City*	21	77	3.7	25	0	1	22	22.0	22	0	0
Nov 4	at Oakland*	19	85	4.5	16	0	1	17	17.0	17	0	0
Nov 10	vs. Chicago*	21	76	3.6	25	1	2	10	5.0	9	0	0
Nov 17	at New England*	32	154	4.8	15	2	4	56	14.0	23	1	0
Nov 24	at Minnesota*	19	68	3.6	13	1	6	37	6.2	9	1	0
Dec 1	vs. Seattle*	26	106	4.1	16	1	2	15	7.5	10	0	0
Dec 8	at Green Bay	14	54	3.9	10	0	0	0	0.0	0	0	0
Dec 15	vs. Oakland*	27	80	3.0	12	1	0	0	0.0	0	0	0
Dec 22	at San Diego	9	21	2.3	13	1	1	9	9.0	9	0	0
1996 Regular Season Totals		345	1,538	4.5	71	13	36	310	8.6	23	2	0

Jan 4 vs. Jacksonville†

1996 Postseason Totals		14	91	6.5	47	1	7	24	3.4	6	0	0
------------------------	--	----	----	-----	----	---	---	----	-----	---	---	---

†AFC Divisional Playoff

1997												
RUSHING						RECEIVING					SCORING	
Date	Opponent	No.	Yds.	Avg.	LG	TD	No.	Yds.	Avg.	LG	TD	2pt.
Aug 31	vs. Kansas City*	26	101	3.9	16	1	3	14	4.7	7	0	0
Sep 7	at Seattle*	21	107	5.1	14	1	0	0	0.0	0	0	0
Sep 14	vs. St. Louis*	21	103	4.9	12	0	1	4	4.0	4	0	0
Sep 21	vs. Cincinnati*	27	215	8.0	50	1	2	13	6.5	8	0	0
Sep 28	at Atlanta*	23	79	3.4	13	1	0	0	0.0	0	0	0
Oct 6	vs. New England*	32	171	5.3	34	2	2	7	3.5	4	0	0
Oct 19	at Oakland	23	85	3.7	19	2	7	70	10.0	17	0	0
Oct 26	at Buffalo*	42	207	4.9	29	1	5	29	5.8	25	0	0
Nov 2	vs. Seattle*	21	101	4.8	19	0	6	17	2.8	10	0	0
Nov 9	vs. Carolina*	21	104	5.0	14	0	1	12	12.0	12	0	0
Nov 16	at Kansas City	34	127	3.7	18	0	2	13	6.5	7	0	0
Nov 24	vs. Oakland*	21	69	3.3	19	3	4	46	11.5	17	0	0
Nov 30	at San Diego*	26	178	6.8	24	1	4	36	9.0	16	0	0
Dec 7	at Pittsburgh	21	75	3.6	8	1	3	26	8.7	23	0	0
Dec 15	at San Fran.	10	28	2.8	7	1	2	0	0.0	1	0	0
Dec 21	vs. San Diego*	INACTIVE — HAMSTRING INJURY										0
1997 Regular Season Totals		369	1,750	4.7	50	15	42	287	6.8	25	0	3

Dec 27 vs. Jacksonville†

1997 Postseason Totals		112	581	5.2	59	8	8	38	4.8	17	0	0
------------------------	--	-----	-----	-----	----	---	---	----	-----	----	---	---

Jan 4 at Kansas City†

1997 Postseason Totals		112	581	5.2	59	8	8	38	4.8	17	0	0
------------------------	--	-----	-----	-----	----	---	---	----	-----	----	---	---

Jan 11 at Pittsburgh†

1997 Postseason Totals		112	581	5.2	59	8	8	38	4.8	17	0	0
------------------------	--	-----	-----	-----	----	---	---	----	-----	----	---	---

Jan 25 vs. Green Bay†

1997 Postseason Totals		112	581	5.2	59	8	8	38	4.8	17	0	0
------------------------	--	-----	-----	-----	----	---	---	----	-----	----	---	---

ΔAFC Wild Card Playoff; †AFC Divisional Playoff; ‡AFC Championship Game; ΩSuper Bowl XXXII

ΔAFC Wild Card Playoff; †AFC Divisional Playoff; ‡AFC Championship Game; ΩSuper Bowl XXXII

1998												
RUSHING						RECEIVING					SCORING	
Date	Opponent	No.	Yds.	Avg.	LG	TD	No.	Yds.	Avg.	LG	TD	2pt.
Sep 7	vs. New England*	22	75	3.4	9	2	1	7	7.0	7	0	0
Sep 13	vs. Dallas*	23	191	8.3	63	3	0	0	0.0	0	0	0
Sep 20	at Oakland*	28	104	3.7	17	0	1	8	8.0	8	0	0
Sep 27	at Washington*	21	119	5.7	42	1	2	7	3.5	4	0	0
Oct 4	vs. Philadelphia*	20	168	8.4	57	2	0	0	0.0	0	0	0
Oct 11	at Seattle*	30	208	6.9	70	1	0	0	0.0	0	0	0
Oct 25	vs. Jacksonville*	31	136	4.4	37	3	5	76	15.2	35	0	0
Nov 1	at Cincinnati*	27	149	5.5	18	2	1	3	3.0	3	0	0
Nov 8	vs. San Diego*	20	69	3.5	24	1	2	19	9.5	15	1	0
Nov 16	at Kansas City*	18	111	6.2	41	1	0	0	0.0	0	0	0
Nov 22	vs. Oakland*	31	162	5.2	20	1	3	26	8.7	10	0	0
Nov 29	at San Diego*	24	74	3.1	18	0	1	4	4.0	4	0	0
Dec 6	vs. Kansas City*	24	88	3.7	21	3	5	45	9.0	25	0	0
Dec 13	at New York Giants	28	147	5.3	27	1	0	0	0.0	0	0	0
Dec 21	at Miami	16	29	1.8	9	0	2	5	2.5	8	0	0
Dec 27	vs. Seattle*	29	178	6.1	21	0	2	17	8.5	15	1	0
1998 Regular Season Totals		392	2,008	5.1	70	21	25	217	8.7	35	2	0

Jan 9 vs. Miami†

1998 Regular Season Totals		392	2,008	5.1	70	21	25	217	8.7	35	2	0
----------------------------	--	-----	-------	-----	----	----	----	-----	-----	----	---	---

Jan 17 vs. New York Jets†

1998 Regular Season Totals		392	2,008	5.1	70	21	25	217	8.7	35	2	0
----------------------------	--	-----	-------	-----	----	----	----	-----	-----	----	---	---

Jan 31 vs. Atlanta†

1998 Regular Season Totals		392	2,008	5.1	70	21	25	217	8.7	35	2	0
----------------------------	--	-----	-------	-----	----	----	----	-----	-----	----	---	---

†AFC Divisional Playoff; ‡AFC Championship Game; ΩSuper Bowl XXXIII

TERRELL DAVIS' 100-YARD RUSHING GAMES (38; INCLUDES 7 POSTSEASON)

*denotes Broncos win (Broncos are 27-4 in the regular season and 7-0 in the postseason when Davis rushes for 100 or more yards.)

Date	Opponent	Att.	Yds.	Avg.	LG	TD	Notes
11/5/95	vs. Arizona*	22	135	6.1	34	1	First career 100-yard game
11/19/95	vs. San Diego*	30	176	5.9	19	1	Most rushing yards by a rookie in franchise history
11/26/95	vs. at Houston	19	110	5.8	60	1	60-yard TD longest run by a Broncos rookie
9/8/96	at Seattle*	28	111	4.0	17	0	First of franchise-record-tying four straight 100-yd. games
9/15/96	vs. Tampa Bay*	22	137	6.2	18	1	160 yards total offense despite migraine headache
9/22/96	at Kansas City	19	141	7.4	65	2	130 rushing yards in first half
9/29/96	at Cincinnati*	24	112	4.7	19	0	Tied franchise record with fourth straight 100-yd. game
10/20/96	vs. Baltimore*	28	194	6.9	71	2	Franchise record for rushing yds.; his longest carry (71)
11/17/96	at New England*	32	154	4.8	15	2	Three TDs (ties franchise high); 210 total yds. (record)
12/1/96	vs. Seattle*	26	106	4.1	16	1	5-yd. TD capped scoring as Broncos clinched AFC West
8/31/97	vs. Kansas City*	26	101	3.9	16	1	First career 100-yard game in Week One of a season
9/7/97	at Seattle*	21	107	5.1	14	1	22nd career rushing TD, tied for fifth on franchise list
9/14/97	vs. St. Louis*	21	103	4.9	12	0	Third straight 100-yard game to open season
9/21/97	vs. Cincinnati*	27	215	8.0	50	1	Broncos all-time single-game rushing high
10/6/97	vs. New England*	32	171	5.3	34	2	Sixth-fastest in NFL history to register 15 100-yd. games
10/26/97	at Buffalo*	42	207	4.9	29	1	Franchise records for carries (42) and total yards (236)
11/2/97	vs. Seattle*	21	101	4.8	19	0	Seventh 100-yard game of season to tie team record
11/9/97	vs. Carolina*	21	104	5.0	14	0	New franchise record for 100-yd. games in a season (8)
11/16/97	at Kansas City	34	127	3.7	18	0	4,000 career rush. yds.; fourth-fastest in NFL history
11/30/97	at San Diego*	26	178	6.8	24	1	New franchise records for single season yds. & attempts
12/27/97	vs. Jacksonville*Δ	31	184	5.9	59	2	Broncos postseason records for yds., att. and long run
1/4/98	at Kansas City†	25	101	4.0	41	2	Tied franchise postseason TD mark for 2nd

TERRELL DAVIS VS. THE NFL

(Regular season only)

		RUSHING						100	RECEIVING				
	G/S	Att.	Yds.	Avg.	LG	TD	Yds.		Rec.	Yds.	Avg.	LG	TD
Kansas City	7/7	160	714	4.5	651	7	4		16	133	8.3	25	0
Oakland	7/7	167	619	3.7	20	7	2		21	192	9.1	17	0
San Diego	7/7	133	595	4.5	241	4	2		20	166	8.3	22	1
Seattle	8/8	175	912	5.2	70	3	6		16	110	6.9	15	1
AFC West	29/29	635	2,840	4.5	70	21	14		73	601	8.2	25	2
Baltimore	1/1	28	194	6.9	711	2	1		3	19	6.3	10	0
Cincinnati	3/3	78	476	6.1	501	3	3		3	16	5.3	8	0
Tennessee/Houston	1/1	19	110	5.8	601	1	1		7	30	4.3	11	0
Jacksonville	2/2	52	220	4.2	371	3	1		6	88	14.7	35	0
Pittsburgh	1/1	21	75	3.6	8	1	0		3	26	8.7	23	0
AFC Central	8/8	198	1,075	5.4	711	10	6		22	179	8.1	35	0
Buffalo	2/2	62	277	4.5	29	2	1		7	38	5.4	25	0
Indianapolis	0/0	—	—	—	—	—	—		—	—	—	—	—
Miami	1/1	16	29	1.8	9	0	0		2	5	2.5	8	0
New England	4/4	110	497	4.5	34	7	2		12	124	10.3	31	1
N.Y. Jets	1/1	19	72	3.8	10	1	0		3	23	7.7	10	0
AFC East	8/8	207	875	4.2	34	10	3		24	190	7.9	31	1
AFC Totals	45/45	1,040	4,790	4.6	711	41	23		119	970	8.2	35	3
Atlanta	1/1	23	79	3.4	131	1	0		0	0	0.0	0	0
Carolina	1/1	21	104	5.0	14	0	1		1	12	12.0	12	0
New Orleans	0/0	—	—	—	—	—	—		—	—	—	—	—
St. Louis	1/1	21	103	4.9	12	0	1		1	4	4.0	4	0
San Francisco	1/1	10	28	2.8	7	1	0		2	0	0.0	1	0
NFC West	4/4	75	314	4.2	14	2	2		4	16	4.0	12	0
Chicago	1/1	21	76	3.6	25	1	0		2	10	5.0	9	0
Detroit	0/0	—	—	—	—	—	—		—	—	—	—	—
Green Bay	1/1	14	54	3.9	10	0	0		0	0	0.0	0	0
Minnesota	1/1	19	68	3.5	13	1	0		6	37	6.2	9	1
Tampa Bay	1/1	22	137	6.2	18	1	1		4	23	5.8	9	0
NFC Central	4/4	76	335	4.4	25	3	1		12	70	5.8	9	1
Arizona	1/1	22	135	6.1	34	1	1		3	25	8.3	18	0
Dallas	2/2	34	252	7.4	631	3	1		3	26	8.7	17	0
N.Y. Giants	1/1	28	147	5.3	271	1	1		0	0	0.0	0	0
Philadelphia	2/2	34	253	7.4	57	2	1		2	6	3.0	9	0
Washington	2/2	34	187	5.5	421	3	1		9	68	7.6	16	1
NFC East	8/8	152	974	6.4	631	10	5		17	125	7.4	18	1
NFC Totals	16/16	303	1,623	5.4	631	15	8		33	211	6.4	18	2
NFL Totals	61/61	1,343	6,413	4.8	711	56	31		152	1,181	7.8	35	5
Home	31/31	697	3,399	4.9	711	34	16		83	648	7.8	35	3
Road	30/30	646	3,014	4.7	70	22	15		69	523	7.6	31	2
Grass	47/47	1,021	4,833	4.7	711	46	23		119	963	8.1	35	4
Turf	14/14	322	1,580	4.9	70	10	8		33	218	6.6	25	1
Outdoors	54/54	1,188	5,669	4.8	711	51	27		133	1,053	7.9	35	4
Domes	7/7	155	744	4.8	70	5	4		19	128	6.7	15	1
All Sun. Games	53/53	1,187	5,811	4.9	711	47	29		135	1,074	8.0	35	5
Sunday Night	4/4	92	459	5.0	24	3	2		11	72	6.5	16	0
Mondays	8/8	156	602	3.9	411	9	2		17	107	6.3	17	0
Wins	45/45	1,080	5,469	5.1	711	47	27		111	897	8.1	35	5
Losses	16/16	263	944	3.6	651	9	4		41	284	6.9	23	0
August	1/1	26	101	3.9	16	1	1		3	14	4.7	7	0
September	17/17	349	1,792	5.1	651	16	10		33	254	7.7	22	1
October	13/13	319	1,557	4.9	711	14	6		47	407	8.7	35	0
November	18/18	419	2,033	4.9	601	16	11		51	377	7.4	23	3
December	12/12	230	930	4.0	28	9	3		18	129	7.2	25	1



DAVID DIAZ-INFANTE

GUARD

6-3 • 295 • 5TH YR. • SAN JOSE STATE

BORN: March 31, 1964 in San Jose, Calif.
HIGH SCHOOL: Bellarmine College Prep, San Jose, Calif.
RESIDES: Parker, Colo.
ACQUIRED: Free Agent, 1995
PRO YEAR: 5th • **YEAR WITH BRONCOS:** 5th
NFL GAMES PLAYED/STARTED: 38/9 • **POSTSEASON:** 7/0

63

David Diaz-Infante epitomizes resiliency in pro football. After spending the first nine seasons of his career establishing himself with stints in the NFL, the World League and the Canadian Football League, Diaz-Infante finally got a chance for some valuable playing time over the past three seasons, and showed that some players bloom later than others. His progress was slowed in 1998 as he missed the first six weeks of the season with a right knee injury, then contributed primarily on special teams for the remainder of the year. Diaz-Infante, believed to be the oldest player to ever make his first NFL start (32 years of age at Minnesota, 11/24/96), has now played in 38 NFL games (nine starts). He has the Broncos' key backup at the interior offensive line positions for the past two seasons, and has handled the snapping on all field goal and extra point attempts. Diaz-Infante's only prior playing experience in the NFL before joining the Broncos in 1995 was a three-game replacement stint with the San Diego Chargers during the 1987 players strike. From 1993-94 he played in the Canadian Football League with the Sacramento Gold Miners after having spent two seasons (1991-92) in the World League with the Frankfurt Galaxy.

1998: Diaz-Infante played in 10 games on special teams, handling the long-snapping for field goals and PATs, after being inactive (Fri.) for the first six games of the season because of a knee injury suffered during the preseason. He returned to practice in Week Four, prior to the Washington game (9/27), and played in his first game vs. Jacksonville (10/25). The injury — a tear of the anterior cruciate ligament in his right knee — occurred in practice Aug. 19, and surgery was performed Aug. 25. **Postseason:** Diaz-Infante saw action on special teams in all three contests, handling the long-snapping duties for field goals and PATs.

1997: Diaz-Infante saw action in all 16 games and started seven. He took over for Mark Schlereth at left guard for the final five games of the season while Schlereth recovered from back surgery, after having started two earlier games at right guard in place of the injured Brian Habib (vs. Seattle, 11/2; vs. Carolina, 11/9). His other action came primarily on special teams and as a reserve on the offensive line. Diaz-Infante's most extensive action prior to his first start came at Buffalo (10/26) when he replaced Habib at right guard for more than three quarters after Habib left the game with back spasms. Diaz-Infante also handled the long-snapping duties on field goals and PATs throughout the season. In the postseason, Diaz-Infante saw action on special teams in all four games as the long snapper for field goals and PATs. He also saw action on the offensive line in Denver's 42-17 Wild Card win over Jacksonville (12/27/97). **1996:** Diaz-Infante played in nine games and started two (at Minnesota, 11/24 and at San Diego, 12/22) at left guard in place of Mark Schlereth (knee). His start at Minnesota was the first of his NFL career, possibly making him the oldest first-time starter in modern NFL history, at age 33. He was active but did not play in the other seven games. Prior to his first start, Diaz-Infante's most extensive action of the season came at Cincinnati (9/29) when he replaced an injured Schlereth at left guard early in the first quarter. He also took Schlereth's place for the second half at New England (11/17). In Denver's AFC Divisional Playoff Game vs. Jacksonville Diaz-Infante was active but did not play. **1995:** Diaz-Infante spent the season on the Broncos' practice squad after being signed by the club March 30. **1994:** Diaz-Infante was nominated for CFL Offensive Lineman of the Year while playing for Sacramento. **1993:** Diaz-Infante started the season in the San Francisco 49ers training camp, but was released before the season. He then signed with Sacramento of the CFL where he played the entire season. **1992:** Diaz-Infante played for the Frankfurt Galaxy of the World League. **1991:** Diaz-Infante played for the Frankfurt Galaxy of the World League. **1990:** Diaz-Infante was not with any team. **1989:** Diaz-Infante began the season in the Los Angeles Rams' training camp but was injured and released. **1988:** Diaz-Infante was in camp with the Rams but was released during the last week of preseason camp. **1987:** Diaz-Infante made his NFL debut by playing in all three replacement games for the San Diego Chargers.

COLLEGE: Diaz-Infante played his college ball at San Jose State, where he was an honorable mention Associated Press, All-American, a first-team all-conference pick (UPI and PCAA) and a four-year letterwinner. He was a social science major at SJSU.

PERSONAL: David and his wife, Audra, have a son, Danté Antonio (10/3/97), and make their home in Parker, Colo. Diaz-Infante joined Broncos offensive linemen Tony Jones and Mark Schlereth on NBC's Late Night with Conan O'Brien show in late January 1998, days after the Broncos' Super Bowl win over Green Bay. David attended San Jose's Bellarmine Prep where he was the conference Lineman of the Year in 1981. He was born March 31, 1964 in San Jose, Calif.

DIAZ-INFANTE'S REGULAR SEASON RECORD

Year	Club	G	S
1987	San Diego	3	0
1991	Frankfurt (WLA)		
1992	Frankfurt (WLA)		
1993	Sacramento (CFL)		
1994	Sacramento (CFL)		
1995	Denver	PRACTICE SQUAD	
1996	Denver	9	2
1997	Denver	16	7
1998	Denver	10	0
CAREER TOTAL		38	9

DIAZ-INFANTE'S POSTSEASON RECORD

Year	Club	G	S
1997	Denver	4	0
1998	Denver	3	0
CAREER TOTAL		7	0



CHRIS DOERING WIDE RECEIVER

6-4 • 195 • 2ND YR. • FLORIDA

BORN: May 19, 1973 in Gainesville, Fla.
HIGH SCHOOL: P.K. Yonge High School in Gainesville, Fla.
RESIDES: Gainesville, Fla.
ACQUIRED: Free Agent, 1999
PRO YEAR: 2nd • **YEAR WITH BRONCOS:** 1st
NFL GAMES PLAYED/STARTED: 1/0

19

Chris Doering enters his second season in the NFL with aspirations of helping the Broncos deepen an already talented receiving corps. Doering has played in one NFL game, with Indianapolis in 1996, and caught one pass for 10 yards. He was originally drafted by Jacksonville in the sixth round (No. 185 overall) in 1996.

1998: Doering was out of football.

1997: Doering was in camp with the Indianapolis Colts, but he was waived at the end of camp. **1996:** Doering, who was originally drafted by Jacksonville in the sixth round (185th overall), finished the season with Indianapolis after being waived by the Jaguars Aug. 19. He was signed to the Colts' practice squad Aug. 27 and then elevated to the active roster Dec. 20. Doering made one catch for 10 yards at Cincinnati, Dec. 20. He spent games 1-15 on the practice squad and was inactive for the Colts' playoff game at Pittsburgh Dec. 29.

COLLEGE: Doering was a four-year letterman and three-year starter at Florida, catching 149 passes for 2,107 yards and a Southeastern Conference-record 31 touchdowns. The receptions and yardage totals ranked fourth in school history. He was a second-team AP All-American and a first-team All-SEC pick as a senior, leading the team and ranking 17th in the country with 70 receptions for 1,045 yards and a conference-record 17 TDs. After redshirting in 1991, Doering played in four games as a freshman, every game as a sophomore (5 starts) and all 13 as a junior (7 starts), catching 35 passes for 496 yards and seven TDs. He holds a degree in journalism/telecommunications from Florida and was an SEC Academic Honor Roll student.

PERSONAL: Doering attended P.K. Yonge High School in Gainesville, Fla., where he lettered in football, basketball and baseball. He was an all-state player in football and as a shortstop in baseball and helped the basketball team to the state title as a senior. Christopher Paul Doering was born May 19, 1973 in Gainesville, Fla.

DOERING'S REGULAR SEASON RECORD

Year	Club	G	S	RECEIVING				SCORING				2pt.	Pts.
				No.	Yds.	Avg.	LG	TD	TD	TdR	TdP		
1996	Indianapolis	1	0	1	10	10.0	10	0	0	0	0	0	0
1997					OUT OF FOOTBALL				0	0	0	0	0
1998					OUT OF FOOTBALL				0	0	0	0	0
CAREER TOTAL		1	0	1	10	10.0	10	0	0	0	0	0	0

TROY DUMAS LINEBACKER

6-3 • 242 • 4TH YR. • NEBRASKA

BORN: September 30, 1972 in Riverside, Calif.
HIGH SCHOOL: East High School, Cheyenne, Wyo.
RESIDES: Denver, Colo.
ACQUIRED: Free Agent, 1999
PRO YEAR: 4th • **YEAR WITH BRONCOS:** 1st
NFL GAMES PLAYED/STARTED: 16/0

55



Troy Dumas is a big, rangy linebacker who will battle with others for one of the coveted backup positions among Denver's linebacking corps. He is a fourth-year pro from Nebraska who has played in 16 career games but was out of football in 1998. Dumas was originally drafted by Kansas City in the third round (No. 97) in 1995.

1998: Dumas was out of football after being placed on the waived/injured list by St. Louis Aug. 8. He was subsequently placed on injured reserve Aug. 25 and then waived outright Aug. 27.

1997: Dumas played in eight games with Kansas City before being waived Nov. 19. He had eight tackles (four solo) on the season and another six on special teams (four solo). Dumas was signed by St. Louis five days later and played in two games with the Rams to finish out the '97 season.

1996: Dumas played in six games with the Chiefs, producing eight special teams tackles (seventh on the team). **1995:** Dumas missed all of his rookie season after suffering a knee injury in the second preseason game against Arizona (8/11). He was selected by the Chiefs in the third round (97th overall).

COLLEGE: Dumas played both linebacker and safety during his four-year college career at Nebraska, ending each season with an Orange Bowl appearance and the last year earning a national championship with the Huskers. He was named All-Big Eight as a senior, starting at strongside linebacker and finishing fourth on the team with 69 stops. Dumas had 20 tackles and four pass breakups as a junior, and 31 stops at safety as a sophomore. He finished his Husker career with 131 tackles.

PERSONAL: Dumas was an all-state selection at East High in Cheyenne, Wyo., where he led the state in punt returns as a senior with a 32.8 avg. and four touchdowns. Dumas was born Sept. 30, 1972 in Riverside, Calif.

DUMAS' REGULAR SEASON RECORD

Year	Club	G	S	UT	A	TT	S-Yds.	I-Yds.	PD	FF	FR	TD-Int.	TD-FR	S	Pts.
1995	Kan. City						INJURED RESERVE (KNEE)								
1996	Kan. City	6	0	0	0	0	0-0	0-0	0	0	0	0	0	0	0
1997	Kan. City	8	0	4	4	8	1-24	0-0	0	1	0	0	0	0	0
	St. Louis	2	0	0	0	0	0-0	0-0	0	0	0	0	0	0	0
1998							OUT OF FOOTBALL								
CAREER TOTAL		16	0	4	4	8	1-24	0-0	0	1	0	0	0	0	0

ADDITIONAL STATISTICS: Special Teams Tackles - 1996 (8), 1997 (6) TOTAL (14).



JASON ELAM KICKER

5-11 • 200 • 7TH YR. • HAWAII

BORN: March 8, 1970 in Ft. Walton Beach, Fla.
HIGH SCHOOL: Brookwood High School, Snellville, Ga.
RESIDES: Braselton, Ga.
ACQUIRED: Draft #3 (70th overall), 1993
PRO YEAR: 7th • **YEAR WITH BRONCOS:** 7th
NFL GAMES PLAYED/STARTED: 95/0 • **POSTSEASON:** 9/0

Broncos kicker Jason Elam continues to be one of the team's steady offensive forces after posting his finest NFL season in 1998. He took a step toward football immortality in October when he tied the NFL record for longest field, converting a 63-yard attempt vs. Jacksonville (10/25/98), which served as the high point in a season filled with success for the former third-round pick from Hawaii, who earned his second Pro Bowl invitation in 1998. Elam tied for third in the AFC in scoring, and set new franchise records for PATs (58) and field-goal percentage (.852) in a single season. He has firmly established himself as one of the top kickers in the league, having led the NFL in total points scored over the past six seasons (730 points) and ranking second in field goals (131) made since 1994. Elam enters 1999 needing

ELAM TIES ONE OF FOOTBALL'S LONGEST-STANDING RECORDS

On Oct. 25, 1998, Jason Elam tied a 26-year old NFL record by kicking a 63-yard field goal against the Jacksonville Jaguars at the end of the first half. He equaled Tom Dempsey's record set Nov. 8, 1970 as a member of the New Orleans Saints against Detroit (a game-winner):

LONGEST FIELD GOALS IN NFL HISTORY

PLAYER	TEAM	OPPONENT (DATE)	DISTANCE
1. Jason Elam	Denver	vs. Jacksonville (10/25/98)	63
Tom Dempsey	New Orleans	vs. Detroit (11/8/70)	63
3. Morten Andersen	New Orleans	vs. Chicago (10/27/91)	60
Steve Cox	Cleveland	at Cincinnati (10/21/84)	60

to score just 13 points to overtake Jim Turner (742) for the franchise scoring record. Elam remains the NFL's fifth-most accurate kicker on field goal attempts from inside 40 yards (111/120; .925) and ranks No. 1 on the Broncos' all-time field goal percentage list (.781), just ahead of David Treadwell (.780). **He has also made 259 of 260 (.996) point-after attempts, the best career percentage in NFL history.** Elam has made his last 235 regular season point-after attempts, also a franchise record. He made the first 24 of his career before his only regular season miss, a block by Minnesota's Tim Irwin, Nov. 12, 1993. Elam became the third Bronco to surpass the 500-point plateau for his career with his last point-after attempt at Seattle in 1997 (9/7), and reached that milestone in the fewest games (66). His 51-yard field goal in Super Bowl XXXII was the second-longest in Super Bowl history (54 yds., Steve Christie, Buff., SB XXVIII), as well as the longest in Broncos postseason history, and his 6-for-6 output on point-after attempts in the AFC Wild Card Game vs. Jacksonville (12/27/97) also set a Broncos postseason record. Elam now ranks second in all-time postseason scoring by a Bronco (57 points), and has made more point-after attempts (30) in the postseason than any other player in franchise history. Elam also ranks second in field goals made (9) in the postseason by a Bronco, and his 11 attempts tie for second all-time. In the regular season Elam is 17-28 (.607) for his career on field goal attempts of 50 yards or more, including a 3-4 mark in 1998. He is 16-26 (.615) from 50-59, and 1-2 in the 60+ range, missing from 66 yds. vs. Seattle in 1995 (Dec. 10). His streak of three straight games with a field goal of 50 or more yards (last game of 1996 through second game of 1997) tied Elam with three other NFL players (Horst Muhlmann, 1970; Tom Dempsey, 1971; and Chris Bahr, 1981) for the longest such streak since the AFL-NFL merger in 1970. Elam was honored in October 1996 as one of the Broncos' three nominees for the True Value/NFL Man of the Year Award. He was selected by the Broncos in the third round of the 1993 NFL Draft out of Hawaii.

1998: Elam turned in the finest all-around performance of his six-year NFL career, being selected to his second Pro Bowl, named second-team All-NFL by the Associated Press, *College & Pro Football Newsweekly* and All-AFC by *Pro Football Weekly* and *Football News*. He carved out his place in NFL history Oct. 25 vs. Jacksonville when he tied the pro football record for the longest field goal, clearing the crossbar from 63 yds. away as time expired in the first half to match the 28-year old standard set by New Orleans' Tom Dempsey (vs. Detroit, Nov. 8, 1970). The kick shattered the previous club record of 57 yds. by Fred Steinfort (vs. Wash., 10/13/80) and the previous Mile High Stadium record of 58 yds. by Cleveland's Steve Cox (12/4/83), and earned Elam AFC Special Teams Player of the Week and Miller Lite NFL Player of the Week honors for the first time in his career. It was the fourth field goal of 60-or-more yards in NFL history, with Cox (60 yds. vs. Cin., 10/21/84) and Morten Andersen (N.O., 60 yds. vs. Chi., 10/27/91) joining Elam and Dempsey in the 60+ club. Elam enjoyed his finest season statistically in 1998, converting 23 of his 27 field goal attempts for a career-best and franchise-record percentage of .852, and all 58 point-after attempts for 127 total points, while also making one tackle on a kickoff return. Elam tied for third in the AFC (T5th NFL) in scoring among kickers, and his 58 PAT conversions ranked second-most in the NFL, while also representing a team record for a single season (previous: 46 by Elam, 1996).

ELAM ETCHES NAME IN SUPER BOWL RECORD BOOK

Jason Elam's second-quarter 51-yard field goal in Super Bowl XXXII not only gave Denver a 17-7 lead at the time, it was the second longest field goal in Super Bowl history, trailing only a 54-yarder by Steve Christie in Super Bowl XXVIII:

LONGEST FIELD GOALS IN SUPER BOWL HISTORY

PLAYER	TEAM	OPPONENT (DATE)	DISTANCE
1. Steve Christie	Buffalo	vs. Dallas (1/30/94)	54
2. Jason Elam	Denver	vs. Green Bay (1/25/98)	51
3. Jan Stenerud	Kansas City	vs. Minnesota (1/11/70)	48
Rich Karlis	Denver	vs. N.Y. Giants (1/25/87)	48

ELAM AMONG THE LEADERS

Jason Elam ranks among the league leaders in fields goals made inside 40 yards since he entered the league in 1993:

NFL'S MOST ACCURATE KICKERS INSIDE 40 YARDS SINCE 1993;
(ACTIVE PLAYERS: MIN. 80 ATTEMPTS)

PLAYER	TEAM	FG/FGA	Pct.
1. Jason Hanson	Detroit	90/94	.957
2. Al Del Greco	Tennessee	89/94	.947
3. John Carney	San Diego	101/107	.944
4. Morten Andersen	Atlanta	99/105	.943
5. Chris Boniol	Philadelphia	94/101	.931
6. Gary Anderson	Minnesota	111/120	.925
7. Jason Elam	Denver	108/117	.923

'97). He strained his right hamstring in the second quarter vs. Philadelphia (10/4) and was unable to play in the second half. Elam practiced sparingly the following week, but was able to play at Seattle (10/11), converting all three point-after attempts. His successful boot from 53 yards in Week 1 vs. New England (9/7), his NFL-record-tying 63-yarder vs. Jacksonville, his 52-yarder at Miami (12/21) and his miss from 55 yds. vs. Seattle (12/27) raised his career accuracy on kicks of 50 yards or longer to 17 for 28 (60.7%). The 53-yarder had been his longest field goal since converting from the same distance in the 1997 season-opener vs. Kansas City (8/31/97). Versus Dallas (9/13) he tied a franchise record that he already shared with four other players by converting six point-after attempts. A week later at Oakland (9/20) his two field goals moved him past Rich Karlis (137) for second place on Denver's all-time field goal list, and he became the Broncos' all-time field goal leader at San Diego, with his 152nd (Jim Turner, 151). Elam's 13 pts. vs. Jacksonville (10/25) moved him past Karlis (655) for second on the all-time franchise scoring list, finishing the year with 730 points. Elam set a franchise record for consecutive field goals made in Game 10 at Kansas City (11/16) on Monday Night Football, converting his 14th in a row to top Rich Karlis' previous standard of 13 (1984-85), and ran his streak to 19 straight before having a 37-yd. attempt vs. Kansas City (12/6) blocked. His four PATs at San Diego (11/29) pushed his total to 47, besting his own previous franchise record of 46, achieved in 1996 and '97, and he finished the year with 58. **Postseason:** Elam made six of eight field goal attempts and all 11 point-after attempts for a team-leading 29 points in three postseason contests to move into second place in all-time postseason scoring by a Bronco. He also moved into the club postseason lead in point-after attempts (30) and second place in field goals made (9) and attempted (11). He made his only field goal attempt (32 yds.) and all five point-after attempts to account for eight points in the AFC Divisional Playoff Game vs. Miami (1/9). That effort, however, was overshadowed by what he did a week later in the AFC Championship Game vs. the Jets (1/17), tying a franchise record with three field goals (also accomplished by David Treadwell, vs. Cleve., 1/14/90 and Rich Karlis, at Cleve., 1/11/87) and drilling both point-after attempts for 11 points on the day. Elam's 48-yarder ties for the third-longest in franchise playoff history, matching Rich Karlis' vs. the Giants in Super Bowl XXI (1/25/87). Elam had a busy day in Super Bowl XXXIII vs. Atlanta (1/31), converting two of four field goal attempts and all four point-afters for 10 points in the Broncos' 34-19 win. He was successful from 26 and 37 yards in the 2nd and 4th qtrs., respectively, and missed from 38 and 48 yards in the 3rd, the first two postseason misses of his career.

1997: Elam converted 26 of his 36 field goal attempts — including three from beyond 50 yards (50, 51 and 53) — and tied his own franchise record (1996) for PATs in a season by going a perfect 46-46 in that department. His 124 total points on the season ranked second in the AFC (4th NFL), and his 46 PATs led the AFC (2nd NFL). Elam's three field goals from beyond 50 yards in 1997 gave him 14 for his career (23 att.), and a .609 percentage from that range. He also made

ELAM AMONG THE LEADERS (PART II)

Jason Elam ranks first in the NFL in points scored (730) since entering the league in 1993, and ranks second in field goals made since the beginning of the 1994 season (131). Here is a look at the top five in each category:

NFL KICKING LEADERS 1993-98 (POINTS SCORED)

PLAYER	TEAM	POINTS
1. Jason Elam	Denver	730
2. Steve Christie	Buffalo	676
3. Morten Andersen	Atlanta/New Orleans	674
4. Norm Johnson	Pittsburgh	660
5. John Carney	San Diego	579

NFL KICKING LEADERS 1994-98 (FIELD GOALS)

PLAYER	TEAM	FGs
1. Steve Christie	Buffalo	135
2. Jason Elam	Denver	131
3. Morten Andersen	Atlanta	127
4. John Kasay	Carolina	123
5. C. Boniol/J. Carney	Phila./S.D.	117

KICKERS WITH FIELD GOALS OF 50 OR MORE YARDS IN THREE CONSECUTIVE GAMES

KICKER	TEAM	YEAR(S)	DATES	DISTANCES
Herst Mulhman	Cincinnati	1970	Oct. 4-Oct. 18	51, 50, 50
Tom Dempsey	Philadelphia	1971	Dec. 5-Dec. 19	52, 54, 50
Chris Bahr	L.A. Raiders	1981	Oct. 18-Nov. 1	51, 51, 51
Jason Elam	Denver	1995-97	Dec. 22, 1996-Sept. 7, 1997	51, 53, 51

one special teams tackle on the year. Elam surpassed the 500-point plateau with his final point-after attempt at Seattle (9/7), becoming only the third Bronco in history to do so, and the fastest in terms of games played (66). He had a streak of three straight games with a field goal of 50+ yards snapped vs. St. Louis (9/14), a streak that dated back to the '96 season finale when he converted a 51-yarder at San Diego (12/22/96). In so doing, Elam became just the fourth kicker since the 1970 AFL-NFL merger to connect on field goals of 50 or more yards in three consecutive games. The others were Horst Mulhman (1970), Tom Dempsey (1971) and Chris Bahr (1981). Elam was inactive for the New England game (10/6) because of groin and hip flexor injuries to his right leg, suffered the previous week at Atlanta (9/28). He missed most of that game after sustaining the injury on the kickoff following the Broncos' first touchdown. The New England game was the first missed by Elam in his five-year NFL career. With his first point-after at Oakland (10/19) Elam set a new Broncos record for consecutive games scoring at least one point (70), surpassing Rich Karlis' team record, set from 1984-88. He has now scored at least one point in the last 79 games in which he has played. He kicked the game-winning 33-yard field goal in overtime at Buffalo (10/26), the second time in his career that Elam has won a game for the Broncos in OT. The first was at Kansas City (11/16), matching the standard achieved previously by himself (vs. Buffalo, 9/3/95), Rich Karlis (vs. Seattle, 11/20/83) and Gene Mingo (vs. San Diego, 10/6/63). In that game he also tied his career high for field goal attempts in a game (6). In the postseason Elam was perfect, converting all 15 point-after attempts and both field goal attempts, of 43 and 51 yards. The 51-yard field goal in the Super Bowl was the second-longest in Super Bowl history (54 yds., Steve Christie, Buff., SB XXVIII), as well as the longest in Broncos postseason history, and his 6-for-6 output on point-after attempts vs. Jacksonville (12/27) also set a Broncos postseason record, topping the previous mark (5 of 5) held by Rich Karlis (vs. Cleveland, 1/17/88).

1996: Elam converted 21 of 28 field goal attempts and all 46 point-after attempts to lead the team with 109 points. A hip flexor injury he suffered at Seattle in Week Two (9/8) hindered his performance during the middle of the season. The injury occurred when he was hit in the leg while following through on a kick. Elam's 109 points figured eighth among AFC kickers, and made him the first player in Broncos history to achieve four seasons with 100 or more points, having done so in each of his four professional seasons. He was also credited with one special teams tackle on the season. Elam converted three field goals in a game on two separate occasions, doing so at Seattle (9/8) in a 30-20 Denver victory and at Oakland (11/4) in Denver's 22-21 Monday Night win over the Raiders, their third of four consecutive wins over their arch-rival. Elam also tied the team record for most extra points in a game with six against Baltimore (10/20) in a 45-34 Bronco triumph. He connected on his only 50+-yard field goal of the '96 season at San Diego (12/22) in the regular season finale. In Denver's AFC Divisional Playoff vs. Jacksonville he did not attempt a field goal and was 1-2 on point-after attempts, having his first try of the day blocked by the Jaguars' Clyde Simmons. **1995:** Elam finished tied for third in the NFL in scoring — tied for second among kick-

JASON ELAM'S GAME-WINNING FIELD GOALS, 1993-98 (SIX TOTAL)

- Oct. 23, 1994:** 54-yard FG with 10:02 remaining in the fourth quarter put Denver up 17-15. He added a 25-yarder with 4:07 left to help Denver to a 20-15 victory at San Diego.
- Dec. 4, 1994:** Booted a 34-yard FG with 2:48 remaining in overtime to give Denver a 20-17 victory at Kansas City.
- Nov. 19, 1995:** Kicked a 32-yard FG with :02 left to give Denver a 30-27 win over San Diego.
- Dec. 24, 1995:** Kicked a 37-yard FG with :48 remaining to give Denver a 31-28 victory at Oakland, knocking the Raiders out of the playoffs and enabling the Broncos to finish with a non-losing record (8-8).
- Oct. 26, 1997:** Kicked a 33-yard FG with 1:56 remaining in overtime to give Denver a 23-20 victory at Buffalo in one of the longest weekends of the franchise's history, as the team had to overcome a blizzard in Denver that almost prevented them from leaving town and a 20-0 fourth-quarter flurry by the Bills.
- Nov. 2, 1997:** Kicked a 22-yard FG with 7:28 remaining to give the Broncos a 30-27 victory over the Seattle Seahawks.

ers — with 132 points, and tied for second in field goals made with 31 as he was voted to his first Pro Bowl appearance. The 132 points are the second-most by a Bronco in a single season, and the 31 field goals broke Elam's own record of 30 set in '94. On the season he was 31-38 (.816) on field goal attempts and 39-39 on point-after attempts. His breakthrough season also included second-team All-Pro honors from both the Associated Press and *College & Pro Football Newsweekly*, as well as All-AFC honors from *Pro Football Weekly*. He also punted once for 17 yards and contributed two special teams tackles. Elam was 5-7 (.714) on field-goal attempts of 50 yards or longer — including one missed attempt of 66 yards versus Seattle (12/10) — to improve his career numbers from that distance to 10-16 (.625). His 56-yard attempt was the second-longest kick ever attempted by a Bronco, trailing only the 73-yard attempt (also missed) by Fred Stenfort at New England in 1980 (9/29), and was the longest ever attempted at Mile High Stadium. His five field goals of 50 yards or more tied a Broncos single-season record, originally held by Fred Stenfort (5-8 in 1980). Elam's 56-yarder at Houston (11/26) was the longest of his career, and the second-longest in franchise history, behind Stenfort's 57-yarder vs. Washington, Oct. 13, 1980. At Oakland on Christmas Eve Elam scored 11 points, including the game-winning 37-yard field goal with 48 seconds remaining, in Denver's 31-28 win. It was the second time in '95 that Elam had kicked a game-winning field goal in the final minute, following his 32-yard effort that beat San Diego with 0:02 remaining (11/19). The San Diego game-winner was the third of Elam's career, and his first in the final seconds of regulation. Elam made a franchise-record 13 straight field goals during the middle of the season, beginning with a 30-yarder at Seattle (10/1), and ending with a 35-yarder against San Diego (11/19). Elam set the tone for his stellar season in the opener against Buffalo (9/3), tying a Broncos single-game record with five successful field goals in six attempts (22, 52, 20, 38, 37; missed from 38). **1994:** Elam matched his rookie total of 119 points scored (fourth on the Broncos' all-time single-season scoring list) and set a Broncos record for successful field goals in a season with 30 (37 attempts). He also was a perfect 29-for-29 on point-after attempts, giving him a two-year accuracy of .986 (70-of-71). His two-year field-goal percentage of .778 moved him into second on the Broncos' all-time career list, just behind David Treadwell (.779 from 1989-92). His accuracy on kicks inside 40 yards was impeccable in '94, as he converted 22-of-22 kicks with in that distance. Elam tied his NFL long and the fourth-longest kick in Broncos history with a 51-yard field goal at San Diego (10/23). He accounted for nine of the Broncos 15 points in a 15-13 win over Cincinnati (11/27) by converting 3-of-5 attempts (34 yards, 33 and 37). He also connected for three field goals at New York (3-for-3) and at Seattle (3-for-4). Elam had just one field goal attempt blocked, a 50-yard attempt against Atlanta (11/20). **1993:** Elam showed his leg strength on several long field goals during the 1993 season. His 119 points (fourth-highest figure in Bronco history) placed him fourth in the AFC and seventh in the NFL. Elam was successful on 4 of 6 field goal attempts longer than 50 yards. His 54-yarder in the week two game vs. San Diego (9/12) was the fourth-longest in team history. That came one week after he tied for the third-best single game performance at the New York Jets (9/5) in the season opener. In that game he went 4-4. For the year Elam made 26 field goals, tying for fourth-best in team history.

COLLEGE: Elam was a superb combination kicker in college, holding virtually every school and conference scoring record at the University of Hawaii. He finished his career with 79 field goals, just one shy of the NCAA record held by Jeff Jaeger (80). Elam holds the Western Athletic Conference scoring record with 395 points, and made 30 of 43 field goals of 40 yards or more. Elam finished his collegiate career with a .790 field goal percentage, connecting on 79 of 100 attempts, with his longest being a 56-yarder. He finished 157 of 160 in PATs for the Rainbows. As a senior Elam was selected first-team All-America (Kodak and The Poor Man's Guide to the NFL Draft) and was first-team All-WAC. He made 16 of 25 field goals and 44 extra points, finishing with 92 points for the season. He also finished his collegiate career with a 43.5-yard average on 84 punts. Elam was a communication major.

PERSONAL: Jason and his wife, Tamy, a former Broncos cheerleader, have a son, Jason, Jr. (2/28/97), and the family makes its offseason home in Braselton, Ga. Jason is a licensed commercial airplane pilot, who plans to fly full-time when he completes his NFL playing career. Jason was first-team all-county and second-team all-state at Brookwood High School in Snellville, Ga., where he also lettered in swimming and track. Jason was born March 8, 1970 in Fort Walton Beach, Fla.

KICKERS WITH FIELD GOALS OF 50 OR MORE YARDS IN THREE CONSECUTIVE GAMES

KICKER	TEAM	YEAR(S)	DATES	DISTANCES
Horst Muhlman	Cincinnati	1970	Oct. 4-Oct. 18	51, 50, 50
Tom Dempsey	Philadelphia	1971	Dec. 5-Dec. 19	52, 54, 50
Chris Bahr	L.A. Raiders	1981	Oct. 18-Nov. 1	51, 51, 51
Jason Elam	Denver	1996-97	Dec. 22, 1996-Sept. 7, 1997	51, 53, 51

one special teams tackle on the year. Elam surpassed the 500-point plateau with his final point-after attempt at Seattle (9/7), becoming only the third Bronco in history to do so, and the fastest in terms of games played (66). He had a streak of three straight games with a field goal of 50+ yards snapped vs. St. Louis (9/14), a streak that dated back to the '96 season finale when he converted a 51-yarder at San Diego (12/22/96). In so doing, Elam became just the fourth kicker since the 1970 AFL-NFL merger to connect on field goals of 50 or more yards in three consecutive games. The others were Horst Muhlman (1970), Tom Dempsey (1971) and Chris Bahr (1981). Elam was inactive for the New England game (10/6) because of groin and hip flexor injuries to his right leg, suffered the previous week at Atlanta (9/28). He missed most of that game after sustaining the injury on the kickoff following the Broncos' first touchdown. The New England game was the first missed by Elam in his five-year NFL career. With his first point-after at Oakland (10/19) Elam set a new Broncos record for consecutive games scoring at least one point (70), surpassing Rich Karlis' team record, set from 1984-88. He has now scored at least one point in the last 79 games in which he has played. He kicked the game-winning 33-yard field goal in overtime at Buffalo (10/26), the second time in his career that Elam has won a game for the Broncos in OT. The first was at Kansas City (20-17) Dec. 4, 1994. Elam tied his own franchise record with five field goals at Kansas City (11/16), matching the standard achieved previously by himself (vs. Buffalo, 9/3/95), Rich Karlis (vs. Seattle, 11/20/83) and Gene Mingo (vs. San Diego, 10/6/63). In that game he also tied his career high for field goal attempts in a game (6). In the postseason Elam was perfect, converting all 15 point-after attempts and both field goal attempts, of 43 and 51 yards. The 51-yard field goal in the Super Bowl was the second-longest in Super Bowl history (54 yds., Steve Christie, Buff., SB XXVIII), as well as the longest in Broncos postseason history, and his 6-for-6 output on point-after attempts vs. Jacksonville (12/27) also set a Broncos postseason record, topping the previous mark (5 of 5) held by Rich Karlis (vs. Cleveland, 1/17/88).

1996: Elam converted 21 of 28 field goal attempts and all 46 point-after attempts to lead the team with 109 points. A hip flexor injury he suffered at Seattle in Week Two (9/8) hindered his performance during the middle of the season. The injury occurred when he was hit in the leg while following through on a kick. Elam's 109 points figured eighth among AFC kickers, and made him the first player in Broncos history to achieve four seasons with 100 or more points, having done so in each of his four professional seasons. He was also credited with one special teams tackle on the season. Elam converted three field goals in a game on two separate occasions, doing so at Seattle (9/8) in a 30-20 Denver victory and at Oakland (11/4) in Denver's 22-21 Monday Night win over the Raiders, their third of four consecutive wins over their arch-rival. Elam also tied the team record for most extra points in a game with six against Baltimore (10/20) in a 45-34 Bronco triumph. He connected on his only 50+ yard field goal of the '96 season at San Diego (12/22) in the regular season finale. In Denver's AFC Divisional Playoff vs. Jacksonville he did not attempt a field goal and was 1-2 on point-after attempts, having his first try of the day blocked by the Jaguars' Clyde Simmons. **1995:** Elam finished tied for third in the NFL in scoring — tied for second among kick-

JASON ELAM'S GAME-WINNING FIELD GOALS, 1993-98 (SIX TOTAL)

- Oct. 23, 1994:** 54-yard FG with 10:02 remaining in the fourth quarter put Denver up 17-15. He added a 25-yarder with 4:07 left to help Denver to a 20-15 victory at San Diego.
- Dec. 4, 1994:** Booted a 34-yard FG with 2:48 remaining in overtime to give Denver a 20-17 victory at Kansas City.
- Nov. 19, 1995:** Kicked a 32-yard FG with :02 left to give Denver a 30-27 win over San Diego.
- Dec. 24, 1995:** Kicked a 37-yard FG with :48 remaining to give Denver a 31-28 victory at Oakland, knocking the Raiders out of the playoffs and enabling the Broncos to finish with a non-losing record (8-8).
- Oct. 26, 1997:** Kicked a 33-yard FG with 1:56 remaining in overtime to give Denver a 23-20 victory at Buffalo in one of the longest weekends of the franchise's history, as the team had to overcome a blizzard in Denver that almost prevented them from leaving town and a 20-0 fourth-quarter flurry by the Bills.
- Nov. 2, 1997:** Kicked a 22-yard FG with 7:28 remaining to give the Broncos a 30-27 victory over the Seattle Seahawks.

ers — with 132 points, and tied for second in field goals made with 31 as he was voted to his first Pro Bowl appearance. The 132 points are the second-most by a Bronco in a single season, and the 31 field goals broke Elam's own record of 30 set in '94. On the season he was 31-38 (.816) on field goal attempts and 39-39 on point-after attempts. His breakthrough season also included second-team All-Pro honors from both the Associated Press and *College & Pro Football Newsweekly*, as well as All-AFC honors from *Pro Football Weekly*. He also punted once for 17 yards and contributed two special teams tackles. Elam was 5-7 (.714) on field-goal attempts of 50 yards or longer — including one missed attempt of 66 yards versus Seattle (12/10) — to improve his career numbers from that distance to 10-16 (.625). His 66-yard attempt was the second-longest kick ever attempted by a Bronco, trailing only the 73-yard attempt (also missed) by Fred Steinfort at New England in 1980 (9/29), and was the longest ever attempted at Mile High Stadium. His five field goals of 50 yards or more tied a Broncos single-season record, originally held by Fred Steinfort (5-8 in 1980). Elam's 56-yarder at Houston (11/26) was the longest of his career, and the second-longest in franchise history, behind Steinfort's 57-yarder vs. Washington, Oct. 13, 1980. At Oakland on Christmas Eve Elam scored 11 points, including the game-winning 37-yard field goal with 48 seconds remaining, in Denver's 31-28 win. It was the second time in '95 that Elam had kicked a game-winning field goal in the final minute, following his 32-yard effort that beat San Diego with 0:02 remaining (11/19). The San Diego game-winner was the third of Elam's career, and his first in the final seconds of regulation. Elam made a franchise-record 13 straight field goals during the middle of the season, beginning with a 30-yarder at Seattle (10/1), and ending with a 35-yarder against San Diego (11/19). Elam set the tone for his stellar season in the opener against Buffalo (9/3), tying a Broncos single-game record with five successful field goals in six attempts (22, 52, 20, 38, 37; missed from 38). **1994:** Elam matched his rookie total of 119 points scored (fourth on the Broncos' all-time single-season scoring list) and set a Broncos record for successful field goals in a season with 30 (37 attempts). He also was a perfect 29-for-29 on point-after attempts, giving him a two-year accuracy of .986 (70-of-71). His two-year field-goal percentage of .778 moved him into second on the Broncos' all-time career list, just behind David Treadwell (.779 from 1989-92). His accuracy on kicks inside 40 yards was impeccable in '94, as he converted 22-of-22 kicks within that distance. Elam tied his NFL long and the fourth-longest kick in Broncos history with a 54-yard field goal at San Diego (10/23). He accounted for nine of the Broncos 15 points in a 15-13 win over Cincinnati (11/27) by converting 3-of-5 attempts (34 yards, 33 and 37). He also connected for three field goals at New York (3-for-3) and at Seattle (3-for-4). Elam had just one field goal attempt blocked, a 50-yard attempt against Atlanta (11/20). **1993:** Elam showed his leg strength on several long field goals during the 1993 season. His 119 points (fourth-highest figure in Bronco history) placed him fourth in the AFC and seventh in the NFL. Elam was successful on 4 of 6 field goal attempts longer than 50 yards. His 54-yarder in the week two game vs. San Diego (9/12) was the fourth-longest in team history. That came one week after he tied for the third-best single game performance at the New York Jets (9/5) in the season opener. In that game he went 4-4. For the year Elam made 26 field goals, tying for fourth-best in team history.

COLLEGE: Elam was a superb combination kicker in college, holding virtually every school and conference scoring record at the University of Hawaii. He finished his career with 79 field goals, just one shy of the NCAA record held by Jeff Jaeger (80). Elam holds the Western Athletic Conference scoring record with 395 points, and made 30 of 43 field goals of 40 yards or more. Elam finished his collegiate career with a .790 field goal percentage, connecting on 79 of 100 attempts, with his longest being a 56-yarder. He finished 157 of 160 in PATs for the Rainbows. As a senior Elam was selected first-team All-America (Kodak and The Poor Man's Guide to the NFL Draft) and was first-team All-WAC. He made 16 of 25 field goals and 44 extra points, finishing with 92 points for the season. He also finished his collegiate career with a 43.5-yard average on 84 punts. Elam was a communication major.

PERSONAL: Jason and his wife, Tamy, a former Broncos cheerleader, have a son, Jason, Jr. (2/28/97), and the family makes its offseason home in Braselton, Ga. Jason is a licensed commercial airplane pilot, who plans to fly full-time when he completes his NFL playing career. Jason was first-team all-county and second-team all-state at Brookwood High School in Snellville, Ga., where he also lettered in swimming and track. Jason was born March 8, 1970 in Fort Walton Beach, Fla.

ELAM'S REGULAR SEASON RECORD

Year	Club	G	FIELD GOALS								TOTAL	Pct.	PATs		Pts.
			1-19	20-29	30-39	40-49	50-59	60+	Md./Att.	Pct.					
1993	Denver	16	0/0	11/12	7/7	4/10	4/6	0/0	26/35	.742	41/42	.976	119		
1994	Denver	16	0/0	11/11	11/11	7/12	1/3	0/0	30/37	.811	29/29	1.000	119		
1995	Denver	16	0/0	7/9	14/15	5/7	5/6	0/1	31/38	.816	39/39	1.000	132		
1996	Denver	16	2/2	8/8	4/5	6/10	1/3	0/0	21/28	.750	46/46	1.000	109		
1997	Denver	15	0/0	10/11	10/12	3/8	3/5	0/0	26/36	.722	46/46	1.000	124		
1998	Denver	16	0/0	3/3	13/14	4/6	2/3	1/1	23/27	.852	58/58	1.000	127		
CAREER TOTAL		95	2/2	50/54	59/64	29/54	16/26	1/2	157/201	.781	259/260	.996	730		
ADDITIONAL INFORMATION															

ADDITIONAL STATISTICS: Punted once for 17 yards vs. Kansas City, 1995. Special teams tackles — 1995 (2), 1997 (1).

ELAM'S POSTSEASON RECORD

Year	Club	G	FIELD GOALS						TOTAL	Pct.	PATs		Pts.
			1-19	20-29	30-39	40-49	50-59	60+			Md./Att.	Pct.	
1993	Denver	1	0/0	0/0	1/1	0/0	0/0	0/0	1/1	1.000	3/3	1.000	6
1996	Denver	1	0/0	0/0	0/0	0/0	0/0	0/0	0/0	.000	1/2	.500	1
1997	Denver	4	0/0	0/0	0/0	1/1	1/1	0/0	2/2	1.000	15/15	1.000	21
1998	Denver	3	0/0	1/1	3/4	2/3	0/0	0/0	6/8	.750	11/11	1.000	29
CAREER TOTAL		9	0/0	1/1	4/5	3/4	1/1	0/0	9/11	.818	30/31	.968	57

ELAM'S SINGLE-GAME HIGHS

(Postseason in parenthesis)

Most Field Goals Made — 5 twice: at Kansas City, 11/16/97 and vs. Buffalo, 9/3/95 (3 vs. N.Y. Jets, 1/17/99). **Most Field Goals Attempted** — 6 twice: at Kansas City, 11/16/97 and vs. Buffalo, 9/3/95 (4 vs. Atlanta, 1/31/99). **Longest Field Goal Made** — 63* vs. Jacksonville, 10/25/98 (51 vs. Green Bay, 1/25/98). **Longest Field Goal Attempted** — 66 vs. Seattle, 12/10/95 (51 vs. Green Bay, 1/25/98). **Most Consecutive Field Goals Made** — 19, 12/21/97-11/29/98 (8, 1/9/94-1/31/99). **Most PATs Made** — 6 vs. Dallas, 9/13/98 and vs. Baltimore, 10/20/96 (6 vs. Jacksonville, 12/27/97). **Most PATs Attempted** — 6 vs. Dallas, 9/13/98 and vs. Baltimore, 10/20/96 (6 vs. Jacksonville, 12/27/97). **Most Points Scored** — 16 twice: at Kansas City, 11/16/97 and vs. Buffalo, 9/3/95 (11 vs. N.Y. Jets, 1/17/99). (*ties NFL record)

ELAM'S FIELD GOALS BROKEN DOWN BY CATEGORY

KICKING SURFACES

REGULAR SEASON	Year	Club	Home (Grass)	Home Pct.	Away Total	Away Pct.	Away Grass	Away Turf	Totals All Games
1993	Denver		11/16	.688	15/19	.789	10/13	5/6	26/35
1994	Denver		12/15	.800	16/22	.818	10/12	8/10	30/37
1995	Denver		17/20	.850	14/18	.778	9/10	5/8	31/38
1996	Denver		10/12	.833	11/16	.688	8/12	3/4	21/28
1997	Denver		12/14	.857	14/22	.636	8/14	6/8	26/36
1998	Denver		9/12	.750	14/15	.933	9/10	5/5	23/27
CAREER TOTAL			71/89	.798	86/112	.768	54/71	32/41	157/201

KICKING SURFACES

POSTSEASON	Year	Club	Home (Grass)	Home Pct.	Away Total	Away Pct.	Away Grass	Away Turf	Totals All Games
1993	Denver		0/0	.000	1/1	1.000	1/1	0/0	1/1
1996	Denver				NO ATTEMPTS				
1997	Denver		0/0	.000	2/2	1.000	1/1	1/1	2/2
1998	Denver		4/4	1.000	2/4	.500	2/4	0/0	6/8
CAREER TOTAL			4/4	1.000	5/7	.714	4/6	1/1	9/11

WHERE DID THE NAME DENVER BRONCOS COME FROM?

The name "Denver Broncos" was chosen from 500 entries in a name-the-team contest in January, 1960. The name was suggested by Ward M. Vining of Lakewood. But the football team isn't the first Denver Broncos. Denver's 1921 entry in the Midwest Baseball League was also called the Broncos.



Terrell Davis



BRIAN GRIESE QUARTERBACK

6-3 • 215 • 2ND YR. • MICHIGAN

BORN: March 18, 1975 in Miami, Fla.
HIGH SCHOOL: Columbus High School, Miami, Fla.
RESIDES: Coral Gables, Fla.
ACQUIRED: Draft #3 (91st overall), 1998
PRO YEAR: 2nd • **YEAR WITH BRONCOS:** 2nd
NFL GAMES PLAYED/STARTED: 1/0

14

Brian Griese looks to step up in his second year, as he will be called upon to share a great deal more responsibility at the quarterback position with the retirement of John Elway. Griese enters training camp as the backup to Bubba Brister, and seeks to implement all that he learned as a rookie a year ago. Griese has played in one NFL game and completed 1 of 3 passes for 2 yds. He was selected by the Broncos in the third round (No. 91 overall) of the 1998 NFL Draft, out of Michigan.

1998: Griese was designated the Broncos' third quarterback for 14 of the 16 games in his rookie season. He saw his first NFL action in Week Five vs. Philadelphia (10/4), replacing Bubba Brister in the fourth quarter. Griese completed 1 of 3 passes for 2 yds. with one interception, while also being credited with four rushing attempts for -4 yds. He completed his first NFL pass for a 2-yd. gain to Vaughn Hebronn. Griese was active for the Broncos' Monday Night game at Kansas City (11/16), as the backup to starter Bubba Brister, with John Elway being designated Denver's third QB because of strained rib cartilage. In the preseason, Griese played in all four games and completed 27 of 50 passes (54.0) for 372 yards and two touchdowns with one interception. His longest completion, of 48 yards, went to Justin Armour for the game-winning touchdown vs. New Orleans. Griese, who also rushed 14 times for 32 yards (2.3) with a long of 8, directed game-winning fourth-quarter drives in each of his first three appearances. **Postseason:** Griese was designated the Broncos' third quarterback for all three contests. With Denver's 34-19 conquest of Atlanta in Super Bowl XXXIII (1/31), Griese, a rookie, completed his second straight championship season, after quarterbacking the University of Michigan to the collegiate national championship in 1997.

COLLEGE: Griese helped lead the Michigan Wolverines their first national championship in 49 years as a senior in 1997, earning first-team All-Big Ten Conference honors. Griese led the Wolverines to a 12-0 mark and a share of the national championship with Nebraska, defeating Washington State in the Rose Bowl with an MVP performance. He was a finalist for the Davey O'Brien Award and the recipient of the National Football Foundation & Hall of Fame Scholar-Athlete Award. He completed 193 of 307 passes (62.9%) for 2,293 yards, 17 touchdowns and only six interceptions, breaking the previous school single-season records of 189 completions of 296 passes by Todd Collins in 1993. Only Collins (2,509 in 1993 and 2,518 in 1994) and Jim Harbaugh (2,729 in 1986) threw for more yards in a season for the Wolverines. Griese's interception percentage of 1.95% was the fourth-lowest in school annals. He was an Academic All-Big Ten Conference pick as a junior, playing mostly in a reserve role. Griese started the last nine games as a sophomore, completing 193 of 307 passes for 2,293 yards, 17 touchdowns and six interceptions. He saw action only as a holder for placements and field goals for the last nine games of his freshman season after redshirting in 1993. He was a philosophy major at Michigan.

PERSONAL: Griese was a *Prep Football Report* All-Southeast, *Miami Herald* all-city second-team and all-state third-team selection as a senior at Columbus High School in Miami, Fla., completing 101 of 183 passes for 1,387 yards and seven touchdowns in his final year. He hit on 194 of 335 attempts for 2,356 yards and 19 scores during his career. Griese also lettered in basketball, averaging 10 points per game, and added another letter in golf. His father, Bob, played 14 years with the Miami Dolphins and was inducted into the Pro Football Hall of Fame in 1990. Brian David Griese was born March 18, 1975 in Miami.

GRIESE'S REGULAR SEASON RECORD

		PASSING															
Year	Club	G	S	Att.	Comp.	Pct.	Yds.	TD	%	Int.	%	LG	Sack	Yds.	Rtg.		
1998	Denver	1	0	3	1	33.3	2	0	0.0	1	33.3	2	0	0	2.8		
		RUSHING															
Year	Club	Att.	Yds.	Avg.	LG	TD	TDp	TDrt	2pt	Pts.							
1998	Denver	4	-4	-4.0	0	0	0	0	0	0	0	0	0	0	0		



HOWARD GRIFFITH FULLBACK

6-0 • 230 • 7TH YR. • ILLINOIS

BORN: November 17, 1967 in Chicago, Ill.
HIGH SCHOOL: Percy Julian High School, Chicago, Ill.
RESIDES: Littleton, Colo.
ACQUIRED: Unrestricted Free Agent (Carolina), 1997
PRO YEAR: 7th • **YEAR WITH BRONCOS:** 3rd
NFL GAMES PLAYED/STARTED: 91/57 • **POSTSEASON:** 9/8

29

Among the most significant offseason acquisitions made by Broncos' head coach Mike Shanahan in 1997 was that of fullback Howard Griffith, who lived up to his reputation as being the best blocking fullback in pro football, while also showing that he is the best all-around fullback in the game. Griffith has paved the way for a Broncos running attack that has finished in the top four in the NFL each of the past two seasons, and produced the third-most prolific single-season rushing total by a player in pro football history in 1998, with Terrell Davis rushing for 2,008 yards. Griffith scored two touchdowns in Denver's 34-19 win over Atlanta in Super Bowl XXXIII, as the Broncos claimed their second straight World Championship. He scored three touchdowns in the 1998 postseason, and has scored four total in the past two postseasons, all of which have come in either the AFC Championship or Super Bowl. Griffith has now played in 91 NFL games (57 starts) and rushed for 281 yards on 99 carries (2.8) with two touchdowns. His receiving statistics include 80 catches for 557 yards (7.0) and six scores. Griffith has participated in nine postseason games (all starts) with 20 rushing yards and 114 receiving yards with five touchdowns (2 rushing, 3 receiving). The two touchdowns in Super Bowl XXXIII tied for the second-most in a Super Bowl game, and left Griffith tied for fifth in career Super Bowl rushing TDs. Griffith is tied for fourth on the Broncos' all-time postseason rushing TD list, and is tied for third in total TDs (4—2 rush., 2 rec.) with Vance Johnson. A testament to his incredible blocking skills is the fact that Griffith has paved the way for 1,000-yard rushing seasons by three different backs in his career (Jerome Bettis with the Rams in '94, Anthony Johnson with the Panthers in '96 and Davis in '97 and '98). Originally drafted by Indianapolis in 1991 (237th overall), Griffith was waived after training camp and spent the '91 season on Buffalo's practice squad, followed by a stint on San Diego's practice squad in '92. He then played for the L.A. Rams (1993-94) and Carolina (1995-96) before signing with Denver as an unrestricted free agent Feb. 18, 1997.

1998: Griffith — named second-team All-NFL by *Football Digest* — started at fullback in 13 of the 16 games and played in 14, rushing four times for 13 yards (3.3) with a long of 16 (the longest rush of his career, @NYG, 12/13), while catching 15 passes for 97 yards (6.5) with a long of 15 (vs. N.E., 9/7) and three touchdowns. Griffith's three receiving TDs matched his entire career total prior to '98 (5 seasons), and were the most by a Broncos fullback in a single season since Bo Dickinson posted the franchise record of four in 1962. He played but did not start at Seattle (10/11) as the Broncos opened the game in a two-tight end alignment, and then missed the Cincinnati game (11/1) with a hamstring strain. Griffith returned to the starting lineup a week later vs. San Diego (11/8), but left the game during the first series because of a second-degree medial collateral tear in his left knee, and did not return. The injury also sidelined Griffith for the following week's game at Kansas City (11/16). Griffith's first scoring reception of the season came on a 3-yd. toss from Bubba Brister at Oakland (9/20), and his second came a week later on a 14-yarder at Washington (9/27), also from Brister. He missed most of the fourth quarter vs. Jacksonville (10/25) because of a right hamstring injury that forced him out of the next week's game at Cincinnati (11/1). Griffith returned to the starting lineup vs. Oakland (11/22) and caught two passes for 8 yds., including a 3-yd. scoring reception from Elway in the 4th qtr., his third of the year. Griffith had his most productive day of the season statistically at the Giants (12/13), rushing twice for 11 yds. (5.5) — including a career-best 16-yd. carry in the 3rd qtr. — and caught two passes for 11 yds. (5.5) with a long of 9. Griffith's primary contributions came as a blocking back in support of the Broncos' overall running game, which ranked second in the NFL with an average of 154.3 yards-per-game. Preseason: Griffith started all four games at fullback and caught one pass for one yard (1.0), while providing excellent lead blocking for the Broncos' running game. **Postseason:** Griffith started at fullback in two of the three games (Broncos opened in a two-tight end alignment in the AFC Championship Game) and rushed four times for nine yards (2.3) and two touchdowns, while catching three passes for 32 yards (10.7) and one touchdown. He also provided stellar lead-blocking for a dominant rushing attack that averaged 183 yds. per game in the postseason. Griffith caught one pass for 14 yds. while paving the way for Terrell Davis in his franchise postseason-record 199-yard

rushing performance in the AFC Divisional Playoff Game vs. Miami (1/9), and caught another for an 11-yd. touchdown in the AFC Championship Game vs. the Jets (1/17). The TD provided Denver's first points of the day, and began the Broncos' comeback from a 10-0 3rd-qtr. deficit. It marked the third straight season in which Griffith caught a touchdown pass in a conference championship game (1996 NFC-Carolina at Green Bay; 1997 AFC-Denver at Pittsburgh). All four of Griffith's rushing attempts came in Super Bowl XXXIII vs. Atlanta (1/31), including two touchdowns on 1-yd. runs in the 1st and 4th qtrs. The first gave Denver a 7-3 lead, and the second increased the margin to 24-6. The two touchdowns tied for the second-most in a Super Bowl, and left Griffith tied for fifth in career Super Bowl rushing TDs. He rushed for nine yards total in the game, and added one reception for seven yards. In the 1998 postseason Griffith touched the ball just seven times (4 rush. att., 3 rec.) and scored three touchdowns.

1997: Griffith played in 15 of the 16 games and made 13 starts at fullback in his first year in Denver, opening holes for Terrell Davis while also shouldering his share of the offensive load. For the year he rushed nine times for 34 yards (3.8) with a long of 9 yards (vs. K.C., 8/31), and caught 11 passes for 55 yards (5.0) with a long of 20 (at Oakland, 10/19). He had a season-high four receptions at Pittsburgh (12/7) for 18 yards. Griffith did not start vs. Oakland (11/24) and at Kansas City (11/16) because the Broncos opened both games in a two-tight end set (Dwayne Carswell), and he was inactive for the Buffalo game (10/26) because of soreness in his right knee resulting from a medial collateral injury originally suffered at Atlanta (9/28), which kept him out for most of that game. Griffith's injury was initially thought to be a second-degree tear that might keep him out for 3-5 weeks, but an MRI proved negative and he was back in the starting lineup a week later vs. New England (10/6). He re-injured the knee in the third quarter at Oakland (10/19) and missed the remainder of that game, as well. His best rushing performance of the season came against St. Louis (four carries) in Week Three and Kansas City (two carries) in Week One, gaining 13 yards on the ground in each game. He paved the way for a franchise record 10 100-yard rushing games by backfield mate Terrell Davis, including two 200-yard efforts (vs. Cinc., 9/21 and at Buff., 10/26). In the postseason Griffith started all four games at fullback and rushed five times for 11 yards (2.2) with a long of 4 yards, and caught five passes for 58 yards (11.6) with a long of 23 and one touchdown. He also earned recognition for the lead-blocking he provided for Super Bowl MVP Terrell Davis, who rushed for more than 100 yards in all four postseason games. In the AFC Wild Card Playoff win vs. Jacksonville (12/27) Griffith put forth a stellar effort, helping power Denver's running game to 310 yards on the day, courtesy of two 100-yard rushers, Terrell Davis (184) and Derek Loville (103). Griffith did not run the ball himself, but provided powerful lead-blocking, and caught two passes for 9 yards with a long of 8. In Denver's 14-10 AFC Divisional Playoff victory at Kansas City (1/4/98) he rushed four times for nine yards (2.3), while providing exceptional lead-blocking for Terrell Davis, who finished the day with 101 yards. Griffith's touchdown reception in the AFC Championship Game at Pittsburgh (1/11/98) put Denver ahead to stay at 17-14, and helped propel the Broncos to the Super Bowl. His other reception for 11 yards came earlier on the same drive. In Super Bowl XXXII vs. Green Bay (1/25) Griffith rushed once for 2 yards and caught one pass for 23 yards, while paving the way for Super Bowl MVP Terrell Davis' 157-yard rushing effort. His 23-yard reception on the Broncos' game-winning drive in the Super Bowl gave Denver a first down at the Green Bay 8-yard line in the closing minutes. The play was identical to the one on which he scored his only touchdown of the season two weeks prior in Pittsburgh.

1996: Griffith started 14 of 16 games for Carolina, with his only two non-starts coming in games where the Panthers opened in a three-receiver formation (12/1 at San Francisco and 11/17 at St. Louis). For the season he rushed 12 times for seven yards (0.6) with one touchdown and set career highs for both receptions (27) and receiving yards (223) and scored one receiving touchdown. Perhaps his greatest contribution, however, was the devastating blocking he provided for tailback Anthony Johnson who logged 1,120 yards on the year. Griffith had 36 yards receiving on four catches vs. the NY Giants (11/10), including a touchdown reception, and added a touchdown run three weeks later vs. Tampa Bay (12/1) for his two scores on the year. He also had 24 receiving yards on five catches in the 1996 postseason, including Carolina's only touchdown of the NFC Championship Game at Green Bay (1/12/97) on a three-yard reception. On the day he had four catches for 23 yards against the Packers. The previous week against Dallas in an NFC Divisional Playoff Game he had one reception for one yard. **1995:** Griffith set career highs in rushing yards and attempts with 197 yards on 65 carries while highlighting his ability as a blocker and serving as an important part of the Panthers offense. After serving as a reserve for the first five games of the year, Howard took over full-time starting duties vs. the Jets (10/15), gaining five yards on three carries and hauling in two catches for 14 yards. Versus New Orleans (10/22) Griffith became the

first Panther to score two touchdowns in a game, scoring on a two-yard run and a one-yard reception from Kerry Collins. At New England (10/29) Griffith aided in Derrick Moore's 119-yard rushing day with key blocks while adding three carries for 11 yards and a reception for 15 yards. At the Rams (11/12) he led the team with 13 carries for 46 yards and two catches for five yards. Versus Arizona (11/19), in a start at RB, he had the best rushing performance of his career with a team-leading 88 yards on 25 carries and was part of a running game that amassed a team-high 180 yards rushing. At New Orleans (11/26), he started at running back before spraining his right ankle in the first quarter. After a week inactive vs. Indianapolis (12/3) he saw brief time vs. San Francisco (12/10) but did not record a carry. Griffith was the 16th player selected in the expansion draft from the Los Angeles Rams, February 15, 1995 (8th round). **1994:** Griffith started 10 games at fullback for the Los Angeles Rams, where he helped clear the way for All-Pro Jerome Bettis, who rushed for more than 1,000 yards for the second consecutive season. A capable receiver, Howard caught 16 passes, including his first career touchdown in a game vs. the Denver Broncos (11/6), a three-yard pass from Chris Chandler that gave the Rams a 27-21 victory. His nine rushes for 30 yards were the first of his career. **1993:** Griffith signed as a free agent with the Rams, for whom he contributed on special teams, returning eight kickoffs for 169 yards (21.1), second-best on the squad. **1992:** Griffith signed on the Chargers practice squad October 23 where he remained for the rest of the season. **1991:** Drafted by the Indianapolis Colts in the ninth round (237th overall), Griffith was waived in training camp and was signed to the Bills practice squad where he was a part of Buffalo's 1991 AFC Championship.

COLLEGE: Griffith finished his career at Illinois with school records for career touchdowns (33), touchdowns in a season (15) and single-game rushing yards (263), among others. During his senior season (1990) Howard set an NCAA record with eight touchdowns vs. Southern Illinois. As a junior (1989) he ranked second on the team with 39 catches for 287 yards and earned Sporting News All-America honorable mention.

PERSONAL: An all-conference running back at Percy Julian High School in Chicago, Ill., Griffith also lettered three years in baseball. He is an avid Sega video game player, particularly in Madden Football. Howard Thomas Griffith was born Nov. 17, 1967 in Chicago. He and his wife, Kim, have a son, Howard II (9/21/96), and the family makes its home in Littleton, Colo.

GRIFFITH'S REGULAR SEASON RECORD

Year	Club	G	S	RUSHING					RECEIVING					SCORING				
				No.	Yds.	Avg.	LG	TD	No.	Yds.	Avg.	LG	TD	TD	TDr	TDp	TDrT	2pt Pts.
1991	Buffalo																	
1992	San Diego																	
1993	L.A. Rams	15	0	0	0	0.0	0	0	0	0	0.0	—	0	0	0	0	0	0
1994	L.A. Rams	16	10	9	30	3.3	7	0	16	113	7.1	13	1	1	0	1	0	—
1995	Carolina	15	7	65	197	3.0	15	1	11	63	5.7	15	1	2	1	1	0	0
1996	Carolina	16	14	12	7	0.6	3	1	27	229	8.3	21	1	2	1	1	0	0
1997	Denver	15	13	9	34	3.8	9	0	11	55	5.0	20	0	0	0	0	0	0
1998	Denver	14	13	4	13	3.3	16	0	15	97	6.5	15	3	3	0	3	0	0
CAREER TOTAL				99	281	2.8	16	2	81	557	7.0	21	6	8	2	6	0	48

ADDITIONAL STATISTICS: Griffith has returned 10 kickoffs for 204 yards (20.4) during his career, with a long of 29, (1993: 8-169, 21.1, 29LG / 1994: 2-35, 17.5, 21LG).

GRIFFITH'S POSTSEASON RECORD

Year	Club	G	S	No.	Yds.	Avg.	LG	TD	No.	Yds.	Avg.	LG	TD	TD	TDr	TDp	TDrT	2pt Pts.
1996	Carolina	2	2	0	0	0.0	—	0	5	24	4.8	9	1	1	0	1	0	0
1997	Denver	4	4	5	11	2.2	4	0	5	58	11.6	23	1	1	0	1	0	0
1998	Denver	3	2	4	9	2.3	4	2	3	32	10.7	14	1	3	2	1	0	0
CAREER TOTAL				9	20	2.2	4	2	13	114	8.8	23	3	5	2	3	0	0

GRIFFITH'S SINGLE-GAME HIGHS

(Postseason in parenthesis)

Most rushes — 25 vs. Arizona, 11/19/95 (4 vs. Atlanta, 1/31/99 and at Kansas City, 1/4/98). **Most rushing yards** — 88 vs. Arizona, 11/19/95 (9 vs. Atlanta, 1/31/99 and at Kansas City, 1/4/98). **Longest rush** — 16 yards at N.Y. Giants, 12/13/98 (4 yards vs. Atlanta, 1/31/99 and at Kansas City, 1/4/98). **Most Rushing Touchdowns** — 1 twice, most recently vs. Tampa Bay, 12/1/96 (2 vs. Atlanta, 1/31/99). **Most receptions** — 6 at San Diego, 11/27/94 (4 at Green Bay, 11/27/97). **Most receiving yards** — 41 at San Diego 11/27/94 (26 at Pittsburgh, 1/11/98). **Longest reception** — 21 yards at Philadelphia, 10/27/96 (23 vs. Green Bay, 1/25/98). **Most receiving touchdowns** — 1 six times, most recently vs. Oakland, 11/22/98 (1 vs. N.Y. Jets, 1/17/99; at Pittsburgh, 1/11/98 and at Green Bay, 1/12/97). **Most total yards** — 88 (88 rushing/0 receiving) vs. Arizona, 11/19/95 (26 [0 rushing/26 receiving] at Pittsburgh, 1/11/98).



HARALD HASSELBACH DEF. END

6-6 • 285 • 6TH YR. • WASHINGTON

BORN: September 22, 1967 in Amsterdam, Holland
HIGH SCHOOL: South Delta High School, Vancouver, B.C.
RESIDES: Aurora, Colo.

ACQUIRED: Free Agent, 1994

PRO YEAR: 6th • **YEAR WITH BRONCOS:** 6th

NFL GAMES PLAYED/STARTED: 80/26 • **POSTSEASON:** 8/3

96

Harald Hasselbach continues to be one of the Broncos' most dependable and versatile defensive linemen, playing a number of positions along the line. He took over the starting left end position late in the 1998 season, and helped propel the Broncos to their second consecutive Super Bowl win. In his five years with the club he has played in 80 games (26 starts) and recorded 164 tackles (119 solo), including 12.5 sacks (-92.5), with six passes defended, three forced fumbles and four fumble recoveries. Hasselbach began his professional career in 1990 with the Calgary Stampeders of the Canadian Football League, for whom he played four seasons before signing with the Broncos in 1994.

1998: Hasselbach saw action along the defensive line in all 16 games and started three (at Seattle, 10/11; at Miami, 12/21 and vs. Seattle, 12/27) at left defensive end, recording 27 tackles (24 solo), including three sacks (-26). His first came vs. Philadelphia (10/4) when he dropped Bobby Hoving on the Eagles' first series of the game, and his second came at Seattle (10/11) when he collared Warren Moon for a 9-yd. loss just before halftime. Hasselbach's third came in a crucial fourth-quarter situation against Jacksonville's Mark Brunell (10/25) for a 12-yd. loss. He suffered a sprained ankle in the 4th qtr. vs. Oakland (11/22), and did not return to the game, but was well enough the following week at San Diego (11/29) to play in his usual position. Hasselbach's starts in the final two games of the season came in place of Neil Smith (strained abdominal) at left defensive end. **Postseason:** Hasselbach started at left defensive end in all three games and posted five tackles (1 solo). He made his first start in six career postseason appearances in the AFC Divisional Playoff Game vs. Miami (1/9) and made one assisted tackle, and added two more in the AFC Championship Game vs. the Jets (1/17). Hasselbach tallied two stops (1 solo) in Super Bowl XXXIII vs. Atlanta (1/31).

1997: Hasselbach played in all 16 games and made strong contributions on the defensive line in a reserve role, recording 23 tackles (19 solo), including a 1.5 sacks (-14.5), and one pass breakup. He made three starts at left defensive end, replacing an injured Neil Smith (triceps) vs. Seattle (11/2), Carolina (11/9) and Oakland (11/24). In his first start, Hasselbach responded with his first solo sack of the season for a 10-yard loss, and then posted a season-high five solo tackles vs. Oakland. He also had three stops against Carolina (11/9) and two each against St. Louis (also half a sack, 9/14) and at Buffalo (10/26). In the postseason Hasselbach played in all four games as a reserve on the defensive line and recorded seven tackles (4 solo), including an assist in the Wild Card Game (12/27), two solos in the Divisional Playoff Game (1/4/98), three tackles (two solo) in the Championship Game, and one solo in Super Bowl XXXII. **1996:** Hasselbach played in all 16 regular season games and started one at left defensive end (at Green Bay, 12/8). For the season he recorded 17 tackles (14 solo) — including two sacks (-20) — as well as two passes defended and two forced fumbles as a key contributor on Denver's defensive line rotation. On opening day vs. the Jets (9/1) Hasselbach had two solo tackles and one sack in Denver's 31-6 victory. He added another sack the following week in Denver's 30-20 win at Seattle (9/8). He had a season-high four tackles (two solo) in Denver's 34-7 victory vs. Kansas City (10/27), and added two tackles (one solo) at Green Bay (12/8) in his only start of the season. In Denver's AFC Divisional Playoff vs. Jacksonville (1/4/97) Hasselbach saw action on the defensive line and made one solo tackle. **1995:** Hasselbach saw action in all 16 games and made 10 starts in place of the injured Dan Williams (knee), finishing the season with 31 tackles (22 solo), four sacks, two passes defended and four fumble recoveries. He took over the starting left defensive end position at Seattle (10/1), and continued to start at New England (10/8), vs. Oakland (10/16) and vs. Kansas City (10/22). After returning to his backup role for two games, Hasselbach returned to the starting lineup against San Diego (11/19) when Williams suffered another knee injury. His four sacks on the season came at Seattle (10/1), vs. Kansas City (10/22), vs. San Diego (11/19) and at Oakland (12/24), a game in which he posted his highest tackle total of the year (6; 4 solo). **1994:** Hasselbach turned some heads after spending the previous four seasons with the Calgary Stampeders of the Canadian Football League. He played in all 16 games for the Broncos, includ-

ing the final nine in a starting role at defensive right tackle. For the season Hasselbach accounted for 66 total tackles (40 solo) — including two sacks (-13) — one pass defended and one forced fumble. He was given his first start against Cleveland (10/30) and responded with five total tackles (2 solo), then posted his best numbers of the season the following week with 10 tackles (3 solo) against the Rams (11/6). Hasselbach went on to start the final nine games of the season and recorded his first NFL sack against Cincinnati (11/27). His impressive play allowed the team to rest previous starter Dan Williams who was slowed by injury. Hasselbach was an instant hit in training camp, then progressed slowly during the regular season before jumping into the starting lineup. **1990-93:** Hasselbach spent four seasons with the Calgary Stampeders of the CFL, emerging as one of the league's top defensive stars. He posted four-year career totals of 72 tackles and 14 sacks, seven of which came in his final season, 1993.

COLLEGE: Hasselbach lettered one season (1989) at the University of Washington as a reserve defensive lineman for a Husky team that defeated Florida 34-7 in the 1989 Freedom Bowl. He made four solo tackles during his senior season (1989), his second consecutive as a backup to All-American and former San Francisco 49ers defensive end Dennis Brown. Hasselbach redshirted in 1985 and spent the next three seasons as a non-letterman squad member with great physical attributes and potential.

PERSONAL: A native of Amsterdam, Holland, Hasselbach has also lived in Suriname, Indonesia, Kenya and Canada. He is fluent in Dutch and has also spoken French, German, Japanese, Swahili and Indonesian. His father is a retired agronomist whose job took the family all around the world before settling in British Columbia. Hasselbach grew up playing soccer, cricket, rugby and field hockey as well swimming, and did not begin to play football until his final two years at South Delta High School in Tsawassen, B.C., where he was a two-year letterman offensive and defensive tackle. He was named to the Fraser Valley All-Star team and was an All-British Columbia choice. Harald, his wife Aundrea and their son, Terran, make their home in Aurora, Colo. Harald and Aundrea have been very active in the Denver community, hosting a Christmas party for disadvantaged youth in 1998, and along with Ray and April Crockett organizing a charity auction in May 1999 that raised \$50,000 for victims of the Columbine High School shootings.

HASSELBACH'S REGULAR SEASON RECORD

Year	Club	G	S	UT	A	TT	S-Yds.	I-Yds.	PD	FF	FR	TD-Int.	TD-FR	S	Pts.
1994	Denver	16	9	40	26	66	2-13	0-0	1	1	0	0	0	0	0
1995	Denver	16	10	22	9	31	4-23	0-0	2	0	4	0	0	0	0
1996	Denver	16	1	14	3	17	2-16	0-0	2	2	0	0	0	0	0
1997	Denver	16	3	19	4	23	1.5-14.5	0-0	1	0	0	0	0	0	0
1998	Denver	16	3	24	3	27	3-26	0-0	0	0	0	0	0	0	0
CAREER TOTAL		80	26	119	45	164	12.5-92.5	0-0	6	3	4	0	0	0	0

HASSELBACH'S POSTSEASON RECORD

Year	Club	G	S	UT	A	TT	S-Yds.	I-Yds.	PD	FF	FR	TD-Int.	TD-FR	S	Pts.
1996	Denver	1	0	1	0	1	0-0	0-0	0	0	0	0	0	0	0
1997	Denver	4	0	4	3	7	0-0	0-0	0	0	0	0	0	0	0
1998	Denver	3	3	1	4	5	0-0	0-0	0	0	0	0	0	0	0
CAREER TOTAL		8	3	6	7	13	0-0	0-0	0	0	0	0	0	0	0



TORY JAMES CORNERBACK

6-1 • 195 • 4TH YR. • LOUISIANA STATE

BORN: May 18, 1973 in New Orleans, La.
HIGH SCHOOL: Archbishop Shaw High School, Marrero, La.
RESIDES: Highlands Ranch, Colo.

ACQUIRED: Draft #2 (44th overall), 1996

PRO YEAR: 4th • **YEAR WITH BRONCOS:** 4th

NFL GAMES PLAYED/STARTED: 32/2 • **POSTSEASON:** 4/0

20

Tory James cleared a major hurdle in 1998 in his recovery from a devastating 1997 knee injury that wiped out his season. He played in every game for the Broncos last year as the club won its second straight World Championship, and regained a measure of confidence that he will carry into the 1999 season. James seeks to make a major impact in the Broncos secondary, still building upon a very successful 1996 rookie campaign in which he justified all the faith the Broncos showed in choosing him with the 44th pick of the 1996 NFL Draft. He entered '97 as the designated starter at right cornerback before injuring his knee in

the first preseason game. James will challenge for the nickel back position in '99 and for serious playing time behind veteran starters Ray Crockett and Dale Carter.

1998: James played in all 16 games and contributed 12 tackles (10 solo) and two pass breakups on defense, as well as 12 stops and a fumble recovery on special teams. He posted three special teams stops in each of the first two games of the season, and his fumble recovery came vs. Philadelphia (10/4) after Derek Loville knocked the ball from Allen Rossum's hands on a first-quarter kickoff return. James' first defensive tackle came vs. Dallas (9/13), and he posted two more (1 solo) at Seattle (10/11). James saw significant action at cornerback in the third and fourth quarters vs. Jacksonville (10/25) because of injuries in the secondary, and responded with his best statistical performance of the season, posting five tackles (4 solo) and a pass defended. His appearance in the season-opener vs. New England (9/7) was his first regular-season game action since 1996, since suffering a torn patellar tendon in the first quarter of the 1997 preseason opener vs. Buffalo (7/26). **Postseason:** James saw action in the secondary and on special teams in all three games and recorded two solo tackles with two passes defended. The two tackles came in the AFC Divisional Playoff Game vs. Miami (1/9), and the pass breakups came in the AFC Championship Game vs. the Jets (1/17) and Super Bowl XXXIII vs. Atlanta (1/31). James added a special teams tackle in the Super Bowl.

1997: James was placed on injured reserve Aug. 18 following surgery to repair a torn patellar tendon in his right knee. The injury occurred in the first quarter of the Broncos' initial preseason game of the year, July 26, vs. Buffalo at Mile High Stadium. **1996:** James saw action in the secondary and on special teams in all 16 regular season games and made two starts (at New England, 11/17; at Minnesota, 11/24) at right cornerback in place of the injured Lionel Washington (knee) and Randy Hilliard (ribs). He had already taken over the nickel back duties vs. Kansas City (10/27), and when Washington was hurt in that game James continued as the nickel back while Hilliard started at Oakland (11/4) and vs. Chicago (11/10). Hilliard was then hurt in the Chicago game, opening the door for James to start at New England and Minnesota while Washington eased back into play. For the season James posted 22 tackles (17 solo) and seven passes defended, and proved to be a big-play guy, snagging two interceptions, forcing a fumble and recovering a fumble. The forced fumble, the recovery and the first of his two interceptions all came vs. Seattle (12/1) in the contest in which Denver clinched its first AFC West title since 1991. James also made nine special teams stops, according to unofficial press box statistics. Versus Kansas City (10/27) James saw action as the nickel back for the first time, making two solo tackles, and also contributed on special teams in Denver's 34-7 win. In Game 11 at New England (11/17) James made his first career start, taking over the right cornerback spot with Lionel Washington just coming back from a knee injury and Randy Hilliard out with injured ribs. He responded with two tackles (1 solo) and two pass breakups, and added another tackle on special teams. The following week at Minnesota (11/24) James started for the second straight week and made five solo tackles in Denver's 21-17 victory. In Denver's AFC Divisional Playoff vs. Jacksonville (1/4/97) James saw action in a reserve role in the secondary, making two solo tackles, and also contributed on special teams. James was the Broncos' second overall selection in the 1996 draft, from LSU, chosen in the second round (44th overall).

COLLEGE: In his four years at Louisiana State, James played in 39 games (started 29) and made 117 tackles (81 solo), recovered three fumbles, caused one fumble, intercepted 11 passes, broke up 20 more, made two sacks (-9) and added five other tackles-for-loss (14). He returned one interception for a touchdown, and also played wide receiver as a freshman in 1992, catching six passes for 78 yards (13.0) with a long of 35 yards and one touchdown. He earned first-team All-Southeastern Conference honors as a junior in '94, and closed his career by being named to the All-America Dream Team by the Poor Man's Guide to the NFL Draft.

PERSONAL: James was All-District 10-5A as a defensive back and kick returner in his senior year at Archbishop Shaw High School in Marrero, La. He also starred in track and basketball during his prep career. James was criminal justice major at LSU. Tory Steven James was born May 18, 1973 in New Orleans, La. James is single and makes his home in Highlands Ranch, Colo.

JAMES' REGULAR SEASON RECORD

Year	Club	G	S	UT	A	TT	S-Yds.	I-Yds.	PD	FF	FR	TD-Int.	TD-FR	S	Pts.
1996	Denver	16	2	17	5	22	0-0	2-15	7	1	1	0	0	0	0
1997	Denver	16	0	10	2	12	0-0	0-0	2	0	0	0	0	0	0
1998	Denver	16	0	10	2	12	0-0	0-0	2	0	0	0	0	0	0
CAREER TOTAL		32	2	27	7	34	0-0	2-15	9	1	1	0	0	0	0

ADDITIONAL STATISTICS: Special teams tackles — 1996 (9), 1998 (12), TOTAL (21). Recovered a fumble on special teams, 1998.

JAMES' POSTSEASON RECORD

Year	Club	G	S	UT	A	TT	S-Yds.	I-Yds.	PD	FF	FR	TD-Int.	TD-FR	S	Pts.
1996	Denver	1	0	2	0	2	0-0	0-0	0	0	0	0	0	0	0
1998	Denver	3	0	2	0	2	0-0	0-0	0	0	0	0	0	0	0
CAREER TOTAL		4	0	4	0	4	0-0	0-0	0	0	0	0	0	0	0

ADDITIONAL STATISTICS: Special teams tackles — 1998 (1).



DARRIUS JOHNSON

SAFETY

5-9 • 185 • 4TH YR. • OKLAHOMA

BORN: September 17, 1972 in Terrell, Texas
HIGH SCHOOL: Terrell High School, Terrell, Texas
RESIDES: Aurora, Colo.
ACQUIRED: Draft #4 (122nd overall), 1996
PRO YEAR: 4th • **YEAR WITH BRONCOS:** 4th
NFL GAMES PLAYED/STARTED: 45/2 • **POSTSEASON:** 8/2

25

Darrius Johnson has progressed remarkably in each of his first three seasons in Denver, and will now likely make a move to the safety position for 1999, proving to be a vital cog in the Broncos' defensive future. He has shown that he can be depended upon to carry his weight in the defensive backfield, and will likely be utilized in a way that will allow the Broncos to put their best players on the field, regardless of their previous positions. Over the past two seasons Johnson has seen considerable action in the secondary after playing primarily on special teams as a rookie. Johnson has now played in 45 NFL games and has 65 tackles (60 solo), including one sack (-11), with two interceptions (79 yds.), 18 pass breakups and one forced fumble. He has also participated in eight postseason games with 18 tackles (14 solo), two interceptions (76 yds.), four passes defended and a forced fumble. Johnson is tied for fourth on the Broncos' postseason interceptions list (2) and ranks second in interception return yardage (76). His special teams play also continues to be stellar, as he finished fourth on the team in 1998 with 14 stops. For his career Johnson has 43 in the regular season and four more in the postseason. Johnson joined the Broncos in 1996 as a fourth-round (No. 122 overall) draft choice out of Oklahoma.

1998: Johnson saw action in all 16 games as the Broncos' nickel back, posting 39 tackles (35 solo), including his first career sack (-11), as well as nine passes defended and the first two interceptions of his career (79 yds. in returns). He was also a big contributor on special teams where he made 14 tackles and forced a fumble (at K.C., 11/16). Johnson's first career interception came vs. Philadelphia (10/4) when he picked off a Bobby Hoving pass with 1:20 left in the 1st half and returned it 45 yds. to the Denver 12-yd. line, setting up Denver's fifth touchdown of the half. He posted a career-high 6 solo tackles in the Broncos' 21-16 win at Seattle in Week 6, as he started the game in response to the Seahawks' three-wide receiver alignment. He then played the entire second half in place of Ray Crockett (ankle) at left cornerback, and saw extensive action both cornerback positions in the second half vs. Jacksonville (10/25) because of injuries to Crockett and Darrien Gordon. Johnson's second pickoff came at San Diego (11/29), when he plucked a Craig Whelihan pass in the 2nd qtr. and returned it 34 yds. Johnson's first career sack came in the season-finale vs. Seattle (12/27) when he dropped Jon Kitna for an 11-yard loss late in the game. He had started at nickel back. Preseason: Johnson played in all four games and recorded 14 tackles (12 solo), including a sack (-3), as well as two interceptions (43 yds.), four passes defended and two forced fumbles. He also registered a tackle and fumble recovery on special teams. **Postseason:** Johnson saw action in the secondary and on special teams in all three games and started the AFC Divisional and Championship Games because the Broncos opened the contests defensively in a nickel package. He tied for fourth among all Broncos in postseason tackles with 14 (10 solo), to go along with three passes defended, two interceptions, a forced fumble and a special teams tackle. In the AFC Divisional Playoff Game vs. Miami (1/9) he made his first postseason interception to go along with a team-leading nine tackles (7 solo). Johnson made the most of his first postseason start by adding a pass defended and a forced fumble. Johnson's interception of a Dan Marino pass came in the 4th qtr. and was returned 48 yds., the second-longest postseason interception return in franchise history at the time (now fourth). He later forced a fumble after a reception by Oronde Gadsden, which was recovered by Neil Smith and returned 79 yds. for a touchdown. Johnson came up big again with in the AFC Championship Game vs. the Jets (1/17) with four tackles (2 solo), a pass defended and a special teams tackle. In Super Bowl XXXII vs. Atlanta (1/31) Johnson added his second postseason interception, to go along with one solo

tackle and a pass defended. The interception came midway through the 3rd qtr. and was returned 28 yds. to the Atlanta 47-yd. line.

1997: Johnson provided youth and talent in the secondary, and also made strong contributions on special teams, playing in all 16 games. The only game in which he did not see any defensive action was at Oakland (10/19), Denver's first loss of the season. He took over the nickel back duties vs. Seattle (11/2), and finished the year with 17 solo tackles and seven passes defended, the first four of which came in the Seattle contest. Johnson ranked second on the team in special teams tackles (16), and also forced two fumbles, recovered a fumble and scored a touchdown. He recovered a fumbled kickoff return on the opening play of the second half vs. Seattle (11/2) when Glenn Cadrez knocked the ball away from Ronnie Harris, and dashed six yards into the end for his first professional score, giving Denver a 20-10 lead en route to a 30-27 victory. He finished the day with three solo tackles and four pass breakups on defense. Just one week earlier he had distinguished himself by forcing a fumble on a kickoff return, which was recovered by Dwayne Carswell to start the second half in Denver 23-20 overtime victory (10/26). His second forced fumble came vs. Carolina (11/9) when he stripped Winslow Oliver on a punt return in the third quarter. His high tackle game of the season came on Monday Night Football vs. Oakland (11/24) when he posted four solos. He also three stops (all solo) each vs. Seattle (11/2) and at San Diego (11/30). In the post-season Johnson contributed as the nickel back in all four games and made four solo tackles with one pass defended, as well three tackles on special teams. He had one pass breakup and two special teams stops vs. Jacksonville in Denver's 42-17 AFC Wild Card victory (12/27). In Denver's 14-10 AFC Divisional Playoff win at Kansas City (1/4/98), Johnson posted one tackle as the nickel back, and then added two stops (both solo) and a special teams tackle in the AFC Championship Game victory at Pittsburgh (1/11/98). In Super Bowl XXXII vs. Green Bay (1/25/98), Johnson recorded one solo tackle as the nickel back in Denver's 31-24 victory. **1996:** Johnson played in 13 regular season games, both on defense and special teams. He missed Weeks 2-4 (at Seattle, 9/8; vs. Tampa Bay, 9/15; and at Kansas City, 9/22) after suffering a knee injury in the season-opener vs. the Jets (9/1), but returned to action in Week Five at Cincinnati (9/29). Johnson began the year as the No. 1 kickoff returner but was set back by the injury and played behind Vaughn Hebronn for that role throughout the rest of the regular season. For the season Johnson made nine tackles (8 solo), knocked down two passes and forced a fumble on defense, and added 13 special teams tackles according to unofficial press box statistics. Versus Kansas City (10/27) he made two solo tackles on defense and added two more on special teams. At Oakland (11/4), in his first Monday Night Football game, Johnson saw action on special teams and made two tackles. At New England (11/17) Johnson played in the defensive secondary where he made three solo tackles, knocked down two passes and caused a fumble, while also contributing two special teams tackles. He made three tackles (2 solo) at Green Bay (12/8) and added three more on special teams. Johnson also played in Denver's AFC Divisional Playoff vs. Jacksonville (1/4/97).

COLLEGE: Johnson was a three-year starter in the secondary at Oklahoma, was twice named All-Big Eight first team, and finished his career with 208 tackles (149 solo), 12 interceptions, 30 pass break-ups, two forced fumbles and one fumble recovery. He played in two bowl games — John Hancock (after 1993) and Copper (after '94) — and figures seventh on the Sooners' all-time punt return list with 497 yards. Johnson also excelled in track and field, earning All-America honors in 1993 as a member of the Sooners' 1600-meter relay team. He ran the third leg on the relay squad that clocked a 39.03 at the NCAA Championships in New Orleans, La.

PERSONAL: Johnson was a Class 4A first-team all-state selection at Terrell High School in Terrell, Texas, where he lettered three times as a cornerback, running back and kickoff returner. He recorded 2,014 rushing yards in his career, and also excelled in track and field in the long jump (23'-2"), 100 meters (10.5) and 200 meters (21.5). An organizational communications major at Oklahoma, Johnson was born Sept. 17, 1972 in Terrell, Texas. He and his wife, Teniqua, make their home in Aurora, Colo.

JOHNSON'S REGULAR SEASON RECORD

Year	Club	G	S	UT	A	TT	S-Yds.	I-Yds.	PD	FF	FR	TD-Int.	TD-FR	S	Pts.
1996	Denver	13	0	8	1	9	0-0	0-0	2	1	0	0	0	0	0
1997	Denver	16	0	17	0	17	0-0	0-0	7	0	0	0	1	0	6
1998	Denver	16	2	35	4	39	1-11	2-79	9	0	0	0	0	0	0
CAREER TOTAL		45	2	60	5	65	1-11	2-79	18	1	0	0	1	0	6

ADDITIONAL STATISTICS: Special teams tackles — 1996 (13), 1997 (16), 1998 (14), TOTAL (43). Returned a fumble on kickoff coverage for a touchdown (6 yds.) vs. Seattle, 11/2/97. Forced a fumble on special teams at Kansas City, 11/16/98.

JOHNSON'S POSTSEASON RECORD

Year	Club	G	S	UT	A	TT	S-Yds.	I-Yds.	PD	FF	FR	TD-Int.	TD-FR	S	Pts.
1996	Denver	1	0	0	0	0	0-0	0-0	0	0	0	0	0	0	0
1997	Denver	4	0	4	0	4	0-0	0-0	1	0	0	0	0	0	0
1998	Denver	3	2	10	4	14	0-0	2-76	3	1	0	0	0	0	0
CAREER TOTAL		8	2	14	4	18	0-0	2-76	4	1	0	0	0	0	0

ADDITIONAL STATISTICS: Special teams tackles — 1997 (3), 1998 (1), TOTAL (4).



K.C. JONES

CENTER

6-1 • 275 • 3RD YR. • MIAMI (FLA.)

BORN: March 28, 1974 in Midland, Texas

HIGH SCHOOL: Robert E. Lee High School, Midland, Texas

RESIDES: Denver, Colo.

ACQUIRED: Rookie Free Agent, 1997

PRO YEAR: 3rd • **YEAR WITH BRONCOS:** 3rd

NFL GAMES PLAYED/STARTED: 0/0

60

K.C. Jones made great strides last year, in what was essentially his rookie season in the NFL. After missing the 1997 season with a torn pectoral muscle, Jones was able to more practically apply in practice situations all that he had learned, and he now looks to make an even greater contribution in 1999. Jones entered the NFL as a rookie free agent with the Broncos out of Miami (Fla.) in '97.

1998: Jones was active for four of the 16 games (vs. N.E., 9/7; at Oak., 9/20; at Wash., 9/27 and vs. Phil., 10/4), but did not play. He was declared inactive for the other 12 games. In the preseason Jones played in the opener at St. Louis (8/8), but suffered a right foot sprain during the contest and missed the final three games. He returned to practice the week of the regular-season opener. Jones was declared inactive for all three postseason games.

1997: Jones tore a pectoral muscle in Denver's first mini-camp in 1997 and missed the entire season. He was placed on injured reserve Aug. 18. Jones originally signed with Denver as a rookie free agent May 2.

COLLEGE: Jones was a four-year starter at center for the University of Miami, grading out at 93% as a blocker in his 41 career games. He was an All-Big East selection his last three years at UM, including 1995, when he only played in the first four games due to torn ligaments in his knee, forcing him to miss the rest of the season. Miami won or shared the Big East title four of the five years Jones was there, only missing out in 1993. Jones was also a freshman All-America choice by the Poor Man's Guide to the NFL Draft. He was a physical therapy major at Miami.

PERSONAL: Jones was a three-year starter and all-state center at Robert E. Lee High School in Midland, Texas, where he was team captain and named team MVP in 1991. Jones was the 10th-ranked prospect in the state of Texas as a senior by *SuperPrep*. His mother, Nancy, resides in Denver. Kirk Cameron Jones was born March 28, 1974 in Midland, Texas. Jones resides in Denver.

JONES' REGULAR SEASON RECORD

Year	Club	G	S
1997	Denver	INJURED RESERVE	PECTORAL
1998	Denver	0	0
CAREER TOTAL		0	0



TONY JONES

TACKLE

6-5 • 291 • 12TH YR. • WESTERN CAROLINA

BORN: May 24, 1966 in Royston, Ga.

HIGH SCHOOL: Franklin County High School, Royston, Ga.

RESIDES: Westlake, Ohio

ACQUIRED: Trade with Baltimore, 1997

PRO YEAR: 12th • **YEAR WITH BRONCOS:** 3rd

NFL GAMES PLAYED/STARTED: 155/146 • **POSTSEASON:** 12/11

77

Tony Jones has been one of the Broncos' most valuable acquisitions of in recent years — and the most versatile and unselfish, as well. He has played at an elite level, at right tackle in 1997 and left tackle in 1998, as Denver won back-to-back World Championships. His Pro Bowl invitation in 1998 — the first of his career — speaks volumes

about the performance he has put forth since joining the Broncos in a Feb. 14, 1997 trade from Baltimore. The Broncos sent their second-round pick in the '97 Draft to Baltimore for the rights to Jones, who stepped right in and helped the Broncos form the most effective offensive line in the NFL. Jones has proven over his 11-year career to be one of the top offensive linemen in the game, and also showed his versatility to the Broncos by starting the season at left tackle and then flip-flopping with Gary Zimmerman after the Broncos' sixth game, moving to right tackle and not missing a beat. Jones has also shown tremendous durability throughout his career, starting 146 of the 155 regular season games in which he has played, including a string of 105 starts in a row between 1989 and '96. He has started all but one game since the latter part of the 1989 season, and has also played in 12 postseason games and started 11: four at right tackle, five at left tackle and two at right guard. Jones entered the NFL as an undrafted rookie free agent with the Cleveland Browns in 1988.

1998: Jones — selected to the Pro Bowl as a reserve for the first time in his 11-year career — started at left tackle in all 16 games, playing through a groin strain in the Dallas contest (9/13) and a sprained left ankle at Seattle (10/11). The latter injury forced him to miss most of the third quarter, but he returned to play the final period as Denver went on to win 21-16. He suffered a mild left knee sprain vs. K.C. (12/6), but remained in the game. Jones played an integral role on an outstanding offensive line that allowed just 25 sacks — the third-lowest total for a full season in franchise history, and the lowest since 1971 — while paving the way for only the fourth 2,000-yard rusher in NFL history (Terrell Davis-2,008) and the league's second-most productive rushing attack at 154.3 yards per game. **Postseason:** Jones started at left tackle in all three postseason contests and helped pave the way for a rushing attack that averaged 183 yds.-per-game in the postseason. In the AFC Divisional Playoff Game vs. Miami (1/9) he left the game midway through the 2nd qtr. with a twisted right knee and did not return. Jones, however, returned to practice during the week and was back in the starting lineup for the AFC Championship Game vs. the Jets (1/17), playing the whole game. He started and played the entirety of Super Bowl XXXIII vs. Atlanta (1/31).

1997: Jones started all 16 games in his first year with the Broncos, after being acquired in a trade with the Ravens during the offseason (2/14/97). He helped the Broncos produce the NFL's 4th-ranked running game (3rd in AFC) and the top-rated offense in the NFL, averaging 367 yards per game. Denver also scored a league-high and franchise record 472 points on the season, as they claimed the first Super Bowl championship in the teams' 38-year history. He and the rest of the offensive line opened holes that enabled Pro Bowl running back Terrell Davis to rush for a franchise-record 1,750 yards and 15 touchdowns. That unit also allowed only 35 sacks on the season and helped QB John Elway set a franchise record with 27 touchdown passes. The offense ran for more than 100 yards in 14 of 16 games and broke the 400-yard total offense number three times. Jones started the first six games at left tackle before moving to right tackle prior to the Oakland game (10/19), where he started the final 10. He missed a portion of the San Francisco game (12/15) after suffering a bruised right knee in the fourth quarter. An MRI done the following day proved negative. In the postseason Jones started all four games at right tackle as part of an offensive line that dominated opponents and allowed the Broncos to control games with a powerful rushing attack that averaged 187 yards per game. The offensive line was named NFL Offensive Player of the Week for the Wild Card win over Jacksonville (12/27/97). They also enabled Denver to rush for more than 100 yards in all four postseason contests — including five individual 100-yard performances in four games — culminating with 179 in Denver's 31-24 victory over Green Bay in Super Bowl XXXII (1/25/98). **1996:** Jones played in and started 15 games for the Ravens, running his streak of consecutive starts to 105. Jones' streak was ironically snapped when he missed the Ravens' Oct. 20 matchup with the Broncos at Mile High Stadium due to a knee injury suffered the week before at Indianapolis (10/13). A sprained knee also had forced him to miss most of the second half against New England (10/6). The Ravens' offense, which ranked third in the AFC (357.7), accumulated over 450 yards of total offense twice (vs. Jacksonville, 11/24 and vs. the Rams, 10/29) during the '96 season thanks in part to Jones' play at left tackle. His 100th career start came against a team that he will now be seeing twice a season, the Oakland Raiders (9/1). **1995:** Jones started all 16 games at left tackle for the Browns in their final season in Cleveland, before the franchise's move and transformation into the Baltimore Ravens in 1996. His 100th consecutive start (including postseason) came at San Diego (12/3). He played in his 100th NFL game and his 91st career start in a 29-26 overtime Browns win at Cincinnati (10/29). Jones extended his consecutive start streak to 86 in a game at Houston (9/17), despite a sore groin. **1994:** Jones, who started all 16 of Cleveland's games for the fifth consecutive season, earned sec-

ond-team All-Pro honors from the Associated Press, UPI (AFC), *College & Pro Football Newsweekly* and *Tom Jackson's Pro Football Update*. During that season the team set a franchise record by allowing just 14 sacks. He also started both playoff games at left tackle (vs. New England, 1/1/95, and at Pittsburgh, 1/8/95). **1993:** Jones started all 16 of Cleveland's games for the fourth consecutive season, missing just two quarters the entire season. In a 19-16 win at the Raiders (9/19) Jones held AFC sack leader Anthony Smith sackless after Smith had racked up four the previous week against Seattle. **1992:** Jones started all 16 of Cleveland's games for the third consecutive season, despite having to play through a bad ankle he suffered Nov. 8 in a 24-14 Cleveland victory over Houston. He held Richard Dent and William Perry to no sacks and four tackles combined in a 27-14 win vs. Chicago (11/29). Jones held Chris Doleman to no sacks at Minnesota (11/22). He played his 50th game vs. Green Bay Oct. 18. **1991:** Jones was one of four Cleveland offensive linemen to start all 16 games, the second consecutive season he had done so. He held Kansas City's Derrick Thomas sackless Nov. 24. **1990:** Jones started all 16 games at right tackle, taking over for Cody Risien who retired prior to the start of training camp. **1989:** Jones played in eight games, starting the final three of the regular season and both playoff contests at right guard. He started his second NFL game at right guard vs. Minnesota (12/17), then switched to right tackle when Cody Risien left the game with an eye injury late in regulation. Jones was activated from injured reserve before the Seattle game (11/12) after spending seven weeks on IR nursing a toe injury suffered in a Week Two win over the Jets (9/17). **1988:** Jones played in the final four games of the season and one playoff game. He had been placed on injured reserve Aug. 29, 1988 with a toe injury. Jones was activated Oct. 22 and played in his first NFL game at Phoenix Oct. 23. He also played in Cleveland's Wild Card Game vs. Houston (12/24). Jones was a rookie free agent pickup by Cleveland May 20, 1988.

COLLEGE: Jones was a four-year letterman at Western Carolina University, garnering Most Improved Lineman and second-team All-Conference honors as a senior. He also ran track for the Catamounts. Jones returned to Western Carolina during the 1989 offseason to finish requirements for his degree (B.S.) in management (May '89).

PERSONAL: Jones played football, softball, basketball and ran track at Franklin County High School in Royston, Ga., winning MVP honors in football and basketball. He hails from the same hometown as baseball immortal Ty Cobb, however Jones has a street named after him in Royston (Tony Jones St.) and Cobb does not. Tony is involved in many off-the-field projects, such as Concern II, a sports carnival to help fund cancer research for children. He has also participated in the Diabetes Association "Swim for Diabetes" event and the American Lung Association's Celebrity Waiters' Luncheon. He has also headed a drive to increase adoption of minority children. Jones was married to Kamilla Orr on Valentine's Day 1992. They own two huge Rottweiler dogs. The couple's first child, Tony, Jr., was born May 27, 1995, three days after Tony, Sr.'s 29th birthday. They also have twins born March 13, 1999: a son, Kameron Tonus, and daughter, Kamilla Tonique. Jones enjoys swimming, softball, tennis and basketball. He wants to own a restaurant and clothing store after his playing career is finished. Jones is renowned for being one of the sharpest dressers in the NFL. He earned his nickname "T-Bone" in college when he would steal steaks from the younger players on the team during Wednesday "steak nights." Jones joined Broncos offensive linemen David Diaz-Infante and Mark Schlereth for an appearance on NBC's Late Night with Conan O'Brien show in late January 1998, days after the Broncos' Super Bowl victory over Green Bay. Anthony Edward Jones was born May 24, 1966 in Royston, Ga.

JONES' REGULAR SEASON RECORD

Year	Club	G	S
1988	Cleveland	4	0
1989	Cleveland	8	3
1990	Cleveland	16	16
1991	Cleveland	16	16
1992	Cleveland	16	16
1993	Cleveland	16	16
1994	Cleveland	16	16
1995	Cleveland	16	16
1996	Baltimore	15	15
1997	Denver	16	16
1998	Denver	16	16
CAREER TOTAL		155	146

JONES' POSTSEASON RECORD

Year	Club	G	S
1988	Cleveland	1	0
1989	Cleveland	2	2
1994	Cleveland	2	2
1997	Denver	4	4
1998	Denver	3	3
CAREER TOTAL		12	11

TIM KOHN

6-5 • 310 • 2ND YR. • IOWA STATE

BORN: December 6, 1973 in Waukesha, Wisc.
HIGH SCHOOL: Warren Township High School, Wadsworth, Ill.
RESIDES: Ames, Iowa
ACQUIRED: Free Agent, 1999
PRO YEAR: 2nd • **YEAR WITH BRONCOS:** 1st
NFL GAMES PLAYED/STARTED: 0/0

76



Tim Kohn brings toughness and tenacity to Denver after signing with the Broncos as a free agent during the offseason (2/8/99). He is expected to challenge for a backup role on the Broncos' talented offensive line. He entered the NFL as a third-round draft choice of the Oakland Raiders in 1997 (No. 85 overall) out of Brigham Young.

1998: Kohn was waived by the Raiders after training camp and re-signed to the practice squad, where he spent the season.

1997: Kohn was a third-round draft pick of the Oakland Raiders (85th overall) and was on the active roster as a rookie, but did not see game action. He was declared inactive for all but one game, in which he suited up but did not play (vs. Miami, 11/30/97).

COLLEGE: Kohn was a standout offensive lineman at Iowa State, earning second-team All-Big 12 honors by the coaches and AP as a senior. He helped pave the way for heralded runner Troy Davis throughout his Cyclone career. Kohn was also second-team All-Big 12 as a junior and was voted the team's most outstanding offensive lineman that season. He played in every game as a sophomore and made nine starts, following a freshman season in which he saw considerable action and made two starts. He redshirted in 1992. Kohn was first-team All-Academic Big 8 as a sophomore and junior (league had yet to become the Big 12). He was a political science and international studies major at Iowa State.

PERSONAL: Kohn was an All-North Suburban Conference pick at both offensive and defensive tackle at Warren Township High School in Wadsworth, Ill. He was also an honorable mention all-Chicago area selection. He recorded 59 tackles as a senior, including 11 sacks. The team finished 10-2 and captured the league title and reached the state Class 5A quarterfinals. Kohn lettered in football (2), basketball (3) and track (2). He also made the National Honor Society and the all-North Suburban Conference Academic Football Team, ranking ninth in a class of 380. He was born Dec. 6, 1973 in Waukesha, Wis. Tim and his wife, Shannon, have a daughter, Taylor Ann, born March 23, 1999.

KOHNS' REGULAR SEASON RECORD

Year	Club	G	S
1997	Oakland	0	0
1998	Oakland	0	0
CAREER TOTAL		0	0

DID YOU KNOW?

The Broncos are one of only five current NFL teams to have never picked first in the NFL or AFL Draft. The other four teams are the San Diego Chargers, Seattle Seahawks, and fifth-year franchises the Carolina Panthers and Jacksonville Jaguars.

MATT LEPSIS

TACKLE

6-4 • 290 • 3RD YR. • COLORADO

BORN: January 13, 1974 in Conroe, Texas
HIGH SCHOOL: Frisco High School, Frisco, Texas
RESIDES: Parker, Colo.
ACQUIRED: Rookie free agent, 1997
PRO YEAR: 3rd • **YEAR WITH BRONCOS:** 3rd
NFL GAMES PLAYED/STARTED: 16/0 • **POSTSEASON:** 3/0

78



Matt Lepsis enters the 1999 season with a significant opportunity to challenge for the starting right tackle position vacated by the departure of Harry Swayne via free agency. Lepsis, in this third NFL season, saw his first professional play a year ago after missing his entire first year in the league due to injury, and showed he has great promise for the future. He honed his skills before the '98 season by playing in the NFL Europe League for the Barcelona Dragons during the spring. Injuries from his college career at Colorado relegated him to the reserve/non-football injury list in 1997. He had signed with the Broncos that year (4/29/97) as a rookie free agent from the University of Colorado.

1998: Lepsis saw action in all 16 games on special teams, and limited duty as a reserve tackle. He played in his first professional regular season game in the season-opener vs. New England (9/7), replacing Harry Swayne at right tackle early in the fourth quarter and playing the remainder of the game. At Washington (9/27) Lepsis lined up as an eligible receiver on the line in a goal-line situation. He also played the fourth quarter at right tackle vs. Philadelphia (10/4) and the third quarter at right tackle at Seattle (10/11). **Postseason:** Lepsis played in all three postseason games, both on the offensive line and on special teams. He played the final 2-1/2 quarters at right tackle in the AFC Divisional Playoff Game vs. Miami (1/9) after Tony Jones left the game with a knee injury. Regular right tackle Harry Swayne moved to Jones' left tackle position, while Lepsis — playing in his first-ever postseason game — filled in admirably for Swayne on the right side, as the offensive line gave up just one sack for the day and cleared the way for 250 rushing yards. Earlier in the game, Lepsis was in on several offensive snaps as an eligible receiver, while also seeing action on special teams throughout the contest. He played on offense and special teams again in the AFC Championship Game vs. the Jets (1/17), seeing several offensive plays as an eligible receiver on the line. Lepsis also saw action in Super Bowl XXXIII vs. Atlanta (1/31).

1997: Lepsis spent the season on the reserve/non-football injury list due to a college knee injury.

COLLEGE: Lepsis played in 36 games as a tight end for Colorado (including bowl games), with 16 starts. He caught 45 passes for 519 yards and 3 touchdowns, including a two-yard reception for a score in the 1996 Cotton Bowl win over Oregon, capping a junior season in which he earned second-team All-Big Eight honors. Lepsis graded out as a 90% blocker during his career at CU and added seven special teams tackles to his credit. He also lettered three times in track at CU and was a two-time All-American in the discus with a collegiate best of 196 feet. Lepsis was a history major.

PERSONAL: Lepsis was an All-Southwest selection at Frisco (Texas) High School, where he was the Class 3A Defensive Player of the Year and a two-time state discus champion. He had the second-best discus throw in the country in 1992 (204'-8"), and was also a member of the National Honor Society. Lepsis also bench presses more than 400 pounds and squats more than 600 pounds. He and teammate K.C. Jones have a friendship that dates back to their high school years, though the two attended different colleges. Lepsis was born January 13, 1974 in Conroe, Texas. He resides in Parker, Colo.

LEPSIS' REGULAR SEASON RECORD

Year	Club	G	S
1997	Denver	RESERVE/NON-FOOTBALL INJURY (knee)	
1998	Denver	16	0
CAREER TOTAL		16	0

LEPSIS' POSTSEASON RECORD

Year	Club	G	S
1998	Denver	3	0
CAREER TOTAL		3	0



MIKE LODISH

DEF. TACKLE

6-3 • 270 • 10TH YR. • UCLA

BORN: Aug. 11, 1967 in Detroit, Mich.

HIGH SCHOOL: Brother Rice High School, Birmingham, Mich.

RESIDES: Birmingham, Mich.

ACQUIRED: Unrestricted Free Agent (Buffalo), 1995

PRO YEAR: 10th • YEAR WITH BRONCOS: 5th

NFL GAMES PLAYED/STARTED: 139/29 • POSTSEASON: 21/1

97

Mike Lodish returns for his fifth year in Denver — and his 10th in the NFL — as a strong, veteran force on the defensive line. Lodish has earned the distinction of being the only player in the history of the National Football League to appear in six Super Bowls, claiming his second World Championship ring with Denver's 34-19 win over Atlanta in Super Bowl XXXIII last January. For his career, Lodish has appeared in 139 regular season games (29 starts) and amassed 136 tackles (94 solo), including nine sacks (-59), with four passes defended and four fumble recoveries, one of which he returned for a touchdown. He has also appeared in 21 postseason games, and started one (with Denver, vs. Jacksonville, 1/4/97), recording 11 solo tackles. Lodish entered the NFL in 1990 as a 10th-round draft choice (No. 265 overall) of the Buffalo Bills, with whom he spent his first five NFL seasons. He played in four Super Bowls with the Bills (SBs XXVI, XXVII, XXVIII and XXIX), and has now played in the past two with Denver, winning both (SBs XXXII and XXXIII).

1998: Lodish saw action on the defensive line in 15 of the 16 games and posted 14 tackles (7 solo), including two sacks (-11). He made one start, at Oakland (9/20), in place of an injured Keith Traylor. Lodish's first sack came early in the fourth quarter vs. Philadelphia (Bobby Hoving), as part of a two-tackle performance, and his second came at Cincinnati (11/1) when he dropped Neil O'Donnell for a 4-yd. loss in the 3rd qtr. Lodish was a game-day inactive at Miami (12/21).

Postseason: Lodish saw action on the defensive line in all three contests. By playing in Super Bowl XXXIII vs. Atlanta, Lodish became the only player in NFL history to play in six Super Bowls (4 with Buffalo and 2 with Denver).

1997: Lodish re-signed with Denver Aug. 5 as an unrestricted free agent and played in all 16 games on the defensive line, making 14 tackles (9 solo), including one sack (-7.5), to go along with a fumble recovery. He was credited with a half a sack each vs. Carolina (11/9) and St. Louis (9/14). Lodish's fumble recovery came in the third quarter vs. Oakland (11/24) after John Mobley stripped the ball from Napoleon Kaufman, and set up a Broncos field goal. He had three tackles each against Carolina (11/9) and at Pittsburgh (12/7) with two solos in each game. He also had two solo stops in Denver's 34-13 Monday Night Football win over New England (10/6). In the post-season Lodish played in all four games as a reserve defensive tackle and recorded three solo tackles, including two in Super Bowl XXXII, as he tied an NFL record by becoming the ninth player in league history to play in five Super Bowl games. He was instrumental in the Broncos' AFC Championship Game victory at Pittsburgh (1/11/98), recovering a Steelers fumble after Neil Smith sacked quarterback Kordell Stewart on the last play of the third quarter, killing another Steelers' drive and helping the Broncos hold on for a 24-21 victory. His other solo tackle came in the AFC Divisional Playoff at Kansas City (1/4/98). **1996:** Lodish started all 16 games for the Broncos at left defensive tackle, making 30 tackles (19 solo), including 1.5 sacks (-8.5). His season high of five solo tackles came in the finale at San Diego (12/22). Lodish had half a sack each at Seattle (9/8), at Oakland (11/4) and vs. Seattle (12/1). He started in Denver's lone playoff contest, vs. Jacksonville (1/4/97). **1995:** Lodish played in all 16 games, contributing four solo tackles, in his first year with the Broncos after signing in the offseason as an unrestricted free agent from Buffalo. At New England (10/8), Lodish saw action on the defensive line, and finished with two solo tackles. In the season finale at Oakland (12/24), Lodish saw action on the defensive line, making one solo tackle. **1994:** Lodish played in all 16 of the Bills' games, starting five. He had 17 tackles (nine solo), three quarterback pressures, and one fumble recovery. He started the first five games of the season in place of an injured Jeff Wright. In Week Two vs. New England (9/11), Lodish recovered a fumble in the end zone for Buffalo's only second half touchdown (and the second of his career) against the Patriots in a 38-35 victory. Cornerback Mickey Washington and Bruce Smith forced the fumble by Drew Bledsoe. Lodish played in a reserve role for the remainder of the regular season.

1993: Lodish played in all 16 games, including one start, and registered seven stops (all solo), one half of a sack and two quarterback pressures. He also played in all three playoff games, registering two stops (both solo). On 10/11 he combined with Mickey Washington for a sack of Warren Moon in a 35-7 Monday night victory. On 11/1, he saw extensive action vs. Washington, recording one quarterback pressure in a 24-10 win. He recorded his second career fumble recovery at Miami

(12/19) as the Bills came from behind to beat the Dolphins 47-34. He had one unassisted stop in both the AFC Championship Game vs. Kansas City (1/23) and Super Bowl XXVIII vs. Dallas (1/30). **1992:** Lodish played in all 16 games and in all four playoff games. He was part of a defensive line that helped the Bills finish tied for second in the NFL in defense against the run. He had seven stops on the year (five solo), one half of a sack, four quarterback pressures, one pass defended, and a fumble recovery on which he scored his first NFL touchdown. He scooped up a fumble by Hugh Miller and rumbled 18 yards for a score at New England (9/27) in a 41-7 victory. He also had a half a sack at New Orleans (12/20) in a 20-16 victory. **1991:** Lodish played in all 16 games, starting six, and also played in all three playoff games. He finished the regular season with 37 tackles (28 solo), one and a half sacks, four quarterback pressures, two passes defended and one forced fumble. Lodish also added two stops in postseason play. He filled in admirably in the absence of both Bruce Smith and Jeff Wright during the season. Lodish received his first NFL start vs. Miami (9/1) in place of Smith, and then received another start the next week at nose tackle in place of Wright vs. Pittsburgh (9/8). He recorded his third career sack and his first career forced fumble at the Jets in a 23-20 win. He recorded two solo stops in Super Bowl XXVI vs. Washington (1/26). **1990:** Lodish played in 12 games as a rookie, as well as all three playoff games. He registered six tackles (all solo), a career-high two sacks, two QB pressures and one pass defended in the regular season, and added two solo stops in three postseason games. Lodish was part of a defense that ranked eighth in the league in total defense in 1990. He recorded his first career sack against Randall Cunningham and the Eagles (12/2). His second career sack came against Dan Marino vs. Miami (12/23). Lodish also had two solo stops in Super Bowl XXV vs. the New York Giants (1/27). Lodish was Buffalo's 10th-round selection in the 1990 NFL Draft, the 265th player taken overall.

COLLEGE: Lodish was an All-Pac-10 performer at UCLA, where he and his Bruin teammates went to a bowl game in each of his first three seasons there (Freedom, Aloha and Cotton). In 1987, his Bruins tied for the Pac-10 Conference title with USC. Lodish was a candidate for the Outland Trophy and Lombardi Award as a senior when he earned second-team All-Pac-10 honors. Lodish was an extraordinarily strong athlete at Westwood, squatting over 650 pounds for the school record in that category. He recorded 193 tackles with 14 sacks and three interceptions in his Bruin career. In 1987 and '88 he was part of a defense that ranked in the Top 10 in the nation against the run, allowing just 95 yards per game over those two seasons. The defensive line coach at that time was current Broncos defensive coordinator Greg Robinson, and one of his defensive linemen (1986-87) was new Broncos defensive assistant coach Terry Turney. Mike was a history major with a specialization in business administration.

PERSONAL: Lodish lettered three years in football at Brother Rice (Birmingham, Mich.) High School, where he led his team to the Michigan State Class A title in 1983. He also lettered in lacrosse and hockey. Lodish was named All-America by Adidas-Scholastic Coach. Lodish is single and makes his offseason home in Birmingham, Mich. Michael Timothy Lodish was born Aug. 11, 1967 in Detroit, Mich.

LODISH'S REGULAR SEASON RECORD

Year	Club	G	S	UT	A	TT	S-Yds	I-Yds	PD	FF	FR	TD-Int.	TD-FR	S	Pts.
1990	Buffalo	12	0	6	0	6	2-13	0-0	1	0	0	0	0	0	0
1991	Buffalo	16	6	28	9	37	1.5-10	0-0	2	0	0	0	0	0	0
1992	Buffalo	16	0	5	2	7	0.5-5	0-0	1	0	1	0	1	0	6
1993	Buffalo	16	1	7	0	7	0.5-4	0-0	0	0	1	0	0	0	0
1994	Buffalo	16	5	9	8	17	0-0	0-0	0	0	1	0	1	0	6
1995	Denver	16	0	4	0	4	0-0	0-0	0	0	0	0	0	0	0
1996	Denver	16	16	19	11	30	1.5-8.5	0-0	0	0	0	0	0	0	0
1997	Denver	16	0	9	5	14	1-7.5	0-0	0	0	1	0	0	0	0
1998	Denver	15	1	7	7	14	2-11	0-0	0	0	0	0	0	0	0
CAREER TOTAL		139	29	94	42	136	9-59	0-0	4	0	4	0	2	0	12

ADDITIONAL STATISTICS: Lodish's first touchdown came on an 18-yard fumble return at New England in 1992 (9/27), and his second came on a recovered a fumble in the end zone vs. New England in 1994 (9/11).

LODISH'S POSTSEASON RECORD

Year	Club	G	S	UT	A	TT	S-Yds	I-Yds	PD	FF	FR	TD-Int.	TD-FR	S	Pts.
1990	Buffalo	3	0	2	0	2	0-0	0-0	0	0	0	0	0	0	0
1991	Buffalo	3	0	2	0	2	0-0	0-0	0	0	0	0	0	0	0
1992	Buffalo	4	0	0	0	0	0-0	0-0	0	0	0	0	0	0	0
1993	Buffalo	3	0	2	0	2	0-0	0-0	0	0	0	0	0	0	0
1996	Denver	1	1	2	0	2	0-0	0-0	0	0	0	0	0	0	0
1997	Denver	4	0	3	0	3	0-0	0-0	0	0	1	0	0	0	0
1998	Denver	3	0	0	0	0	0-0	0-0	0	0	0	0	0	0	0
CAREER TOTAL		21	1	11	0	11	0-0	0-0	0	0	1	0	0	0	0



DEREK LOVILLE RUNNING BACK

5-10 • 210 • 9TH YR. • OREGON

BORN: July 4, 1968 in San Francisco, Calif.

HIGH SCHOOL: Riordan High School, San Francisco, Calif.

RESIDES: Scottsdale, Ariz.

ACQUIRED: Free Agent, 1997

PRO YEAR: 9th • YEAR WITH BRONCOS: 3rd

NFL GAMES PLAYED/STARTED: 101/23 • **POSTSEASON:** 13/1

31

Derek Loville has proven to be a valuable asset to the Broncos' offense and special teams since his acquisition by the Broncos as an unrestricted free agent during the 1997 offseason. A hard runner who hits the hole quickly and uses his blockers well, while also excelling as a receiver out of the backfield, Loville has played in 101 career games (23 starts) with 1,417 yards rushing and 15 touchdowns. He has also caught 109 passes for 865 yards and five more scores, and can also be used as a kick returner when called upon, as his 61-yard kickoff return at San Francisco (12/15/97) and his 22.1-yard career average attest. Loville has also played in 13 postseason games (one start) and owns three Super Bowl rings, two with Denver (Super Bowl XXXII and XXXIII) and one with San Francisco (XXIX), placing him among an elite group of just 30 NFL players to win a ring with two different teams, and one of only 13 to win one in each conference. In just two postseasons with the Broncos (seven games), Loville already ranks fifth on the club's postseason rushing list with 152 yards. Loville entered the NFL with Seattle in 1990 as a rookie free agent out of Oregon.

1998: Loville saw action on special teams and at halfback in all 16 games, carrying 53 times for 161 yards (3.0) with a long of 12 and two touchdowns, catching two passes for 29 yds. (14.5) with a long of 17 and returning six kickoffs for 105 yards (17.5) with a long of 25. His first TD came in the 4th qtr. at Washington (9/27) on a 1-yd. run to give Denver a 38-10 lead, and his second put the lid on a 30-7 Denver win at Kansas City (11/16) on Monday Night Football. That contest saw Loville post season-highs in both carries (10) and rushing yds. (40). Loville also posted 13 tackles (season-high 2 vs. Jax., 10/25 and at Oak., 9/20) and forced a fumble on special teams. The forced fumble came on a first-quarter kickoff return by Philadelphia's Allen Rossum in Week Five (10/4), and was recovered by Tory James to set up Denver's record-setting fourth touchdown of the quarter. Loville carried five times for 29 yds. vs. Oakland (11/22) and recorded his longest carry of the year (12 yds.). His one pass reception (12 yds.) came at Miami (12/21) from Bubby Brister, in a game in which he also returned a kickoff 25 yds. for his longest return of the season. Preseason: Loville played in all four games and carried the ball a team-high 40 times for 104 yards (2.6) with a long of 9 and one touchdown, while also catching six passes for 48 yards (8.0) with a long of 17. He also averaged 22.3 yards on four kickoff returns (89 yds.) with a long of 25, and made one special teams tackle. **Postseason:** Loville saw action on offense and special teams in all three games, rushing 12 times for 49 yds. (4.1) with a long of 11 yds. and one touchdown, which came in the AFC Divisional Playoff Game vs. Miami (1/9). In that game he carried eight times for 34 yds (4.3), and his 11-yd. TD dash came in the 2nd qtr. to give Denver a 21-3 lead. It was Loville's longest run of the day and moved him into third-place in postseason rushing touchdowns by a Bronco with three (Davis-12, Elway-6). Loville also made one tackle on special teams vs. Miami. He carried the ball twice for seven yds. (3.5) in the AFC Championship Game vs. the Jets (1/17) to move into fifth place on the Broncos' all-time postseason rushing list, passing Gene Lang (138). Loville carried twice for eight yards (4.0) and made one special teams tackle in Super Bowl XXXII vs. Atlanta (1/31).

1997: Loville played in all 16 games, contributing both on offense and special teams. He carried the ball 25 times for 124 yards (5.0) with a long of 17 and one touchdown, and caught two passes for 10 yards, while contributing five kickoff returns for 136 yards (27.2) — including a career-best long of 61 yards (12/15 at San Francisco) — and making one tackle. He had five carries for 22 yards (long of 9) in Denver's 35-14 victory over Seattle in Week Two (9/7), and did not have another carry until Nov. 24 against Oakland, when he had six for 36 (season-long of 17). His high rushing game of the season came in the finale vs. San Diego (12/21) when he led the team with 14 carries for 66 yards (4.7), and scored his only touchdown of the season on a 6-yard run in the fourth quarter. In the postseason Loville played in all four games and posted 13 carries for 103 yards (7.9) and two touchdowns with a long of 44 yards, and one reception for 10 yards. He was instrumental in securing Denver's Wild Card victory over Jacksonville (12/27/97) when he took over for an injured Terrell Davis (ribs) in the second half and went on to rush for a career-high 103

MOST RECEPTIONS IN A SEASON BY AN NFL RUNNING BACK

PLAYER	TEAM, YEAR	REC.	YDS.	AVG.	LG	TD
1. Larry Centers	Arizona, 1995	101	962	9.5	32	2
2. Larry Centers	Arizona, 1996	99	766	7.7	39	7
3. Roger Craig	San Francisco, 1965	92	1,016	11.0	73	6
4. Ricky Young	Minnesota, 1978	88	704	8.0	48	5
5. Derek Loville	San Francisco, 1995	87	662	7.6	31	3

yards on 11 carries (9.4) and score two touchdowns, while also recording his one pass reception. The rushing total represented Loville's first career 100-yard rushing game, and, at the time, was one of three 100-yard games posted by a Bronco in the playoffs. It now ranks sixth on the Broncos' all-time postseason single-game rushing list, and his 9.4-yards per carry average in the game is the best by a Bronco in the postseason. With Loville's 103 yards and Davis' 184, the Broncos became just the third team in NFL playoff history to boast two 100-yard rushers in the same game. His 44-yard gallop in that game is the third-longest run from scrimmage by a Bronco in the postseason, and his career 7.9-yards per carry average as a Bronco in the postseason is the best in franchise history. In Denver's AFC Divisional Playoff win at Kansas City (1/498), Loville carried the ball twice for zero net yards and returned one kickoff 20 yards. He also had a special teams tackle in the AFC Championship Game at Pittsburgh (1/11). **1996:** Loville played in 12 games with San Francisco, starting six at tailback. He also played in both postseason contests, returning four kicks for 86 yards and rushing twice for minus three yards. Loville finished the season with 229 rushing yards on 70 carries (3.3) and 138 more yards on 16 receptions (8.6), while also returning 10 kickoffs for 229 yards. Loville was inactive for four games (at St. Louis, at Washington, at Atlanta and vs. Carolina). In Week One at New Orleans (9/1) he was the team leader with 16 carries for 61 yards, including a four-yard touchdown, while also adding three receptions for 15 yards. Loville carried the ball 12 times for 49 yards, including a two-yard touchdown, and caught two passes for six yards vs. St. Louis (9/8). He caught six passes for 85 yards, including a 44-yard touchdown, and carried the ball seven times for 20 yards at Carolina (9/22). Loville started in place of Terry Kirby in the regular season finale vs. Detroit (12/23) on Monday Night Football and rushed for 66 yards on 14 carries. He also caught four passes on the night for 32 yards, including a one-yard score, and returned two kickoffs for 58 yards. **1995:** Loville started all 16 games for San Francisco, winning a heated battle in training camp for the spot vacated by Ricky Watters who signed with Philadelphia. He led the team in rushing with career highs in yards (723) and attempts (218) while tying a team record with 10 rushing touchdowns. Loville ranked second on the team in receptions with 87 (662 yards, 3 touchdowns), the fifth-highest reception total by a running back in NFL history. He gained 49 yards on 14 carries and caught six passes for 37 yards at New Orleans (9/3) in the regular season opener. A week later he ran 14 times for 61 yards and scored his first touchdown of the year, while catching six passes for 50 yards, vs. Atlanta (9/10). He also scored touchdowns against New England, Detroit, Dallas (two), Miami and St. Louis. Against the Cowboys he had 23 carries for 61 yards and two catches for 27 yards. Loville ran 15 times for 51 yards and added 78 yards on eight receptions at Miami the following week. Loville's most productive game of the season came against Buffalo when he touched the ball 34 times from scrimmage and racked up 174 total yards. Those numbers included career highs in carries (24), rushing yards (88), receptions (10) and receiving yards (86), with one touchdown on an eight-yard run. He had his second multiple-touchdown game at Carolina (12/10), scoring on runs of 1 and 7 yards. He had eight receptions for 70 yards in San Francisco's NFC Divisional Playoff Game vs. Green Bay (1/6/96). **1994:** Loville, who signed with the 49ers before the season, played in 14 games, totaling 31 carries for 99 yards and two receptions for 26 yards. He also returned two kicks for 34 yards and had eight special teams tackles. The 49ers went on to capture Super Bowl XXIX in Miami against San Diego (1/29/95). He was inactive for the season opener against the Raiders (9/5/94) and the season finale at Minnesota (12/26). Loville had a season-high nine rushing attempts for 20 yards at Atlanta (10/16) and gained 22 yards on five rushes while catching one pass for 19 yards vs. Denver (12/17). He saw special teams duty and brief action from scrimmage in all three postseason contests. **1993:** Loville suffered a knee injury during training camp in August and spent the entire season on injured reserve. **1992:** Loville signed with the Rams as a Plan 'B' free agent, but was waived before the start of the season and did not play for any team. **1991:** Loville played in all 16 games with Seattle, primarily as a kick returner, and ranked third in the AFC with a 22.9 average. He also ran 22 times for 69 yards. **1990:** Loville played in 11 games, including his first professional start in the regular season opener at Chicago (9/10) when he rushed seven times for 12 yards. He was signed by the Seahawks as a rookie free agent in 1990.

COLLEGE: Loville was a four-year letterman at Oregon, rushing for 3,214 yards and 45 touchdowns, both school records. He also scored 272 points in his career, another school mark. Loville broke all the records that were set by former Ducks standout Bobby Moore (Ahmad Rashad) from 1969-71. He was the team leader in rushing all four years, with a high of 1,202 yards during his junior year of 1988. His 45 touchdowns rank fourth all-time in the Pac-10 Conference.

PERSONAL: Loville played football and ran track at Archbishop Riordan High School in his hometown of San Francisco, Calif. Riordan is also the alma mater of former Broncos great Steve Sewell. Derek Kevin Loville was born July 4, 1968 in San Francisco. He and his wife, Nina, were married March 14, 1998. They have a son, Derek II, and make their home in Scottsdale, Ariz.

LOVILLE'S REGULAR SEASON RECORD

Year	Club	G	S	RUSHING				RECEIVING				SCORING					
				No.	Yds.	Avg.	LG	TD	No.	Yds.	Avg.	LG	TD	TD	Tdr	Tdp	Tdrt
1990	Seattle	11	1	7	12	1.7	4	0	0	0	0.0	0	0	0	0	0	0
1991	Seattle	16	0	22	69	3.1	22	0	0	0	0.0	0	0	0	0	0	0
1992				OUT OF FOOTBALL													
1993	San Fran.			INJURED RESERVE — KNEE													
1994	San Fran.	14	0	31	99	3.2	13	0	2	26	13.0	19	0	0	0	0	0
1995	San Fran.	16	16	218	723	3.3	27	10	87	662	7.6	31	3	13	10	3	1
1996	San Fran.	12	6	70	229	3.3	16	2	16	138	8.6	44	2	4	2	2	0
1997	Denver	16	0	25	124	5.0	17	1	2	10	5.0	7	0	1	1	0	0
1998	Denver	16	0	53	161	3.0	12	2	2	29	14.5	17	0	2	2	0	0
CAREER TOTAL		101	23	426	1,417	3.3	27	15	109	865	7.9	44	5	20	15	5	0

KICKOFF RETURNS

Year	Club	No.	Yds.	Avg.	LG	TD
1990	Seattle	18	359	19.9	29	0
1991	Seattle	18	412	22.9	50	0
1992			OUT OF FOOTBALL			
1993	San Fran.		INJURED RESERVE — KNEE			
1994	San Fran.	2	34	17.0	19	0
1995	San Fran.	0	0	0.0	0	0
1996	San Fran.	10	229	22.9	35	0
1997	Denver	5	136	27.2	61	0
1998	Denver	6	105	17.5	25	0
CAREER TOTAL		59	1,275	21.6	61	0

ADDITIONAL STATISTICS: Special teams tackles — 1991 (7), 1994 (8), 1996 (2), 1997 (1), 1998 (13), TOTAL (31). Forced one fumble on special teams, 1998.

LOVILLE'S POSTSEASON RECORD

Year	Club	G	S	RUSHING				RECEIVING				SCORING					
				No.	Yds.	Avg.	LG	TD	No.	Yds.	Avg.	LG	TD	TD	Tdr	Tdp	Tdrt
1994	San Fran.	3	0	0	0	0.0	0	0	0	0	0.0	0	0	0	0	0	0
1995	San Fran.	1	1	8	5	0.6	8	1	7	70	10.0	24	0	1	1	0	0
1996	San Fran.	2	0	2	-3	-1.5	0	0	0	0	0.0	0	0	0	0	0	0
1997	Denver	4	0	13	103	7.9	44	2	1	10	10.0	0	0	2	2	0	0
1998	Denver	3	0	12	49	4.1	11	1	0	0	0.0	0	0	1	1	0	0
CAREER TOTAL		13	1	35	154	4.4	44	4	8	80	10.0	24	0	4	4	0	0

ADDITIONAL STATISTICS: Returned one kickoff for 20 yds. (vs. Jacksonville, 12/27/97). 1997. Special teams tackles — 1997 (3), 1998 (2), TOTAL (5).

LOVILLE'S SINGLE-GAME HIGHS

(Postseason in parenthesis)

Most rushes — 24 vs. Buffalo, 12/3/95 (11 vs. Jacksonville, 12/27/97). **Most rushing yards** — 88 vs. Buffalo, 12/3/95 (103 vs. Jacksonville, 12/27/97). **Longest rush** — 27 yards vs. New England, 9/17/95 (44 vs. Jacksonville, 12/27/97). **Most rushing touchdowns** — 1, 15 times, most recently at Kansas City, 11/16/98 (2 vs. Jacksonville, 12/27/97). **Most receptions** — 10 vs. Buffalo, 12/3/95 (7 vs. Green Bay, 1/6/96). **Most receiving yards** — 86 vs. Buffalo, 12/3/95 (70 vs. Green Bay, 1/6/96). **Longest reception** — 44 yards (TD) at Carolina, 9/22/96 (24 vs. Green Bay, 1/6/96). **Most receiving touchdowns** — 1, five times, most recently vs. Detroit, 12/23/96 (none). **Most total yards from scrimmage** — 174 (88 rush/88 rec.) vs. Buffalo, 12/3/95 (113 vs. Green Bay, 1/6/96 [103 rush/10 rec.]). **Longest kickoff return** — 61 yards at San Francisco, 12/15/97 (20 yards at Kansas City, 1/4/98).

DID YOU KNOW?

The Broncos were the first AFL team ever to defeat an NFL team when they beat the Detroit Lions 13-7 on August 5, 1967, in a preseason game at the University of Denver Stadium.



ANTHONY LYNN

FULLBACK

6-3 • 230 • 6TH YR. • TEXAS TECH

BORN: December 21, 1968 in McKinney, Texas
HIGH SCHOOL: Celina High School, Celina, Texas
RESIDES: Aurora, Colo.
ACQUIRED: Unrestricted Free Agent (San Fran.), 1997
PRO YEAR: 6th • **YEAR WITH BRONCOS:** 4th
NFL GAMES PLAYED/STARTED: 67/1 • **POSTSEASON:** 9/0

37

Anthony Lynn is in the third year of his second go-around with the Broncos, having spent the 1993 season in Denver, prior to two years in San Francisco (1995-96). He returned to Denver in 1997, signing with the club as a free agent. Lynn has proven to be a quality backup at fullback and one of the top players on the squad on special teams. Besides his on-field capabilities, Lynn is also very popular in the Broncos locker room and is viewed by many of his peers and as one of the strongest players on the team mentally as well as physically. He has played in 67 regular season NFL games with one start, rushing for 175 yards on 26 carries (6.7) and catching two passes for 14 yards (7.0), and has played in nine postseason contests. Lynn entered the NFL as a rookie free agent with the Giants in 1992 (signed May 5) out of Texas Tech.

1998: Lynn saw action on special teams in all 16 games and made 16 tackles to go along with a forced fumble. His first playing time on offense came in the fourth quarter vs. Philadelphia (10/4), and he played again in relief of Howard Griffith in the fourth quarter a week later at Seattle (10/11). Lynn had his best statistical performance of the season vs. San Diego (11/8) with three special teams tackles and a forced fumble that came on kickoff coverage just before halftime. **Postseason:** Lynn saw action on special teams in all three games and made two tackles, the first of which came vs. the Jets in the AFC Championship Game (1/17) and the other in Super Bowl XXXIII vs. Atlanta (1/31).

1997: Lynn saw action in all 16 games on special teams, making eight tackles. He played on offense for the only time vs. Carolina (11/9) and caught a 21-yard pass from Jeff Lewis in the fourth quarter, the longest reception of his career. He had two special teams stops in the regular season-finale against San Diego (12/21). In the postseason Lynn played on special teams in all four games, recording two tackles and a forced fumble, all in the Divisional Playoff Game at Kansas City (1/4/98). He knocked the ball from the hands of Tamarick Vanover on a second-quarter kickoff return, though Vanover would recover. In the AFC Wild Card Game vs. Jacksonville (12/27) he contributed on special teams and also saw considerable action in the fourth quarter at fullback, helping lead the way for Vaughn Hebronn's six-yard TD run on Denver's last drive of the contest, a 42-17 victory. **1996:** Lynn played in all 16 games with San Francisco, starting one at fullback (vs. Cincinnati, 10/20). He finished the season with 164 yards rushing on 24 carries (6.8) and 14 yards receiving on two receptions (7.0 avg.). Lynn also had six special teams tackles in the regular season and two more in two postseason games. He made two special teams tackles in Week One vs. New Orleans (9/1) and also carried the ball twice for eight yards. He took off on a career-best 67-yard run on his only carry of the game vs. Atlanta (9/29), a figure that also accounted for his career single-game rushing best. Lynn had seven carries for 39 yards, his only two receptions of the year for 14 yards and added two special teams tackles at St. Louis (10/6). **1995:** Lynn played in six games for San Francisco before suffering a broken left ankle at Indianapolis (10/15) that prematurely ended his season. For the year he carried the ball twice for 11 yards (5.5) and recorded three special teams tackles. Lynn had his first career rushing attempt for five yards vs. Atlanta (9/10). He was placed on injured reserve Oct. 21 following the Oct. 15 ankle injury. **1994:** Lynn was waived in training camp by the Broncos was not signed by any other team. **1993:** Lynn played in 13 games with the Broncos, seeing most of his duty on special teams. He was declared inactive at Cleveland (11/7), vs. Pittsburgh (11/21) and at Seattle (11/28). He saw action in his first NFL game on opening day in New York against the Jets (9/5) in a 26-20 Broncos win. **1992:** Lynn was out of football. **1991:** Lynn was in training camp with the New York Giants as a rookie free agent but was released Aug. 31.

COLLEGE: Lynn was a standout player at Texas Tech where he rushed for 1,911 yards on 481 carries (4.0) and scored 17 touchdowns during his career. He earned All-Southwest Conference honors as a junior when he ran for 884 yards on 224 carries and scored eight touchdowns. He was slowed during his senior season by a knee injury.

PERSONAL: Lynn played his high school football at Celina (Texas) High School. He and his wife, Cynda, have two children, D'Anton (10/24/89) and Danielle (12/21/93), and the family makes its home in Aurora, Colo. Anthony Ray Lynn was born Dec. 21, 1968 in McKinney, Texas.

LYNN'S REGULAR SEASON RECORD

Year	Club	G	S	RUSHING				RECEIVING				SCORING					
				No.	Yds.	Avg.	LG	TD	No.	Yds.	Avg.	LG	TD	TD	TDp	TDrt	2pt
1993	Denver	13	0	0	0	0.0	0	0	0	0.0	0	0	0	0	0	0	0
1994				OUT OF FOOTBALL													
1995	San Fran.	6	0	2	11	5.5	6	0	0	0	0.0	0	0	0	0	0	0
1996	San Fran.	16	1	24	164	6.8	67	0	2	14	7.0	8	0	0	0	0	0
1997	Denver	16	0	0	0	0.0	0	0	1	21	21.0	21	0	0	0	0	0
1998	Denver	16	0	0	0	0.0	0	0	0	0	0.0	0	0	0	0	0	0
CAREER TOTAL		67	1	26	175	6.7	67	0	3	35	11.7	21	0	0	0	0	0

ADDITIONAL STATISTICS: Special teams tackles — 1995 (3), 1996 (6), 1997 (8), 1998 (16), TOTAL (33). Forced a fumble on special teams, 1998.

LYNN'S POSTSEASON RECORD

Year	Club	G	S	RUSHING				RECEIVING				SCORING					
				No.	Yds.	Avg.	LG	TD	No.	Yds.	Avg.	LG	TD	TD	TDp	TDrt	2pt
1996	San Fran.	2	0	0	0	0.0	0	0	0	0	0.0	0	0	0	0	0	0
1997	Denver	4	0	0	0	0.0	0	0	0	0	0.0	0	0	0	0	0	0
1998	Denver	3	0	0	0	0.0	0	0	0	0	0.0	0	0	0	0	0	0
CAREER TOTAL		9	0	0	0	0.0	0	0	0	0	0.0	0	0	0	0	0	0

ADDITIONAL STATISTICS: Special teams tackles — 1996 (2), 1997 (2), 1998 (2), TOTAL (6). One forced fumble, 1997.

LYNN'S SINGLE-GAME HIGHS

(Postseason in parenthesis)

Most rushes — 7 vs. St. Louis, 10/6/96. **Most rushing yards** — 67 vs. Atlanta, 9/29/96. **Longest rush** — 67 yards vs. Atlanta, 9/29/96. **Most receptions** — 2 vs. St. Louis, 10/6/96. **Most receiving yards** — 21 vs. Carolina, 11/9/97. **Longest reception** — 21 yards vs. Carolina, 11/9/97. **Most total yards from scrimmage** — 67 (67 rush/0 rec.) vs. Atlanta, 9/29/96.



ED McCAFFREY WIDE RECEIVER

6-5 • 215 • 9TH YR. • STANFORD

BORN: August 17, 1968 in Waynesboro, Pa.
HIGH SCHOOL: Central Catholic High School, Allentown, Pa.
RESIDES: Parker, Colo.

ACQUIRED: Unrestricted Free Agent (San Fran.), 1995

PRO YEAR: 9th • YEAR WITH BRONCOS: 5th

NFL GAMES PLAYED/STARTED: 125/53 • **POSTSEASON:** 13/8

87

Ed McCaffrey's career took a major turn in a positive direction in 1998, as he posted the best numbers of his eight NFL seasons and earned his first Pro Bowl berth. McCaffrey had been productive and consistent at the wide receiver position for the Broncos in each of his three years with the club, but 1998 proved to be a breakout year of sorts, as he posted career highs for receptions (64), yards (1,053), average (16.5) and touchdowns (10), tying for the AFC lead in the latter. The ninth-year pro, who signed with Denver as an unrestricted free agent in 1995, continues to be one of the most stable performers in the league at his position, showing an unerring ability to make the tough catch in clutch situations. McCaffrey, one of the best route-runners in the league, has played in 125 games (53 starts) over his eight-year career, catching 299 passes for 3,895 yards (13.0) and 36 touchdowns. He has also played in 13 postseason games (eight starts) and caught 34 passes for 479 yards (14.1) with a long of 47 and two touchdowns, winning World Championships with the Broncos (1997 and 1998) and 49ers (1994). McCaffrey is one of just 30 players in NFL history to win a Super Bowl with two different teams, and one of only 13 to win one in each conference. He entered the NFL in 1991 as a fourth-round draft choice of the New York Giants (No. 83 overall) out of Stanford.

1998: McCaffrey — selected to start in the Pro Bowl for the first time in his eight-year career; named second-team All-NFL by the Associated Press and All-AFC by *Football News* — started at wide receiver in 15 of the 16 games and enjoyed the finest statistical season of his career in all four receiving categories with 1,053 yds. on 64 receptions for an average of 16.5, with 10 touchdowns. He enjoyed an exemplary year off the field, as well, being named the "Sprint Broncos Man of the Year" for 1998. McCaffrey tied for the AFC lead in receiving TDs (T6th NFL), tied for sixth (T13th NFL) in total TDs, ranked sixth in the AFC (14th NFL) in receiving yards and tied for 15th

in receptions, while his yards-per-catch avg. of 16.5 ranked sixth in the AFC (11th NFL). He posted a reception of 32 yds. or longer in 9 of the 15 games he played in '98 (32, 33, 37, 38, 41, 41, 44, 48, 48), finished the year having scored 13 TDs in his last 18 regular season games, dating back to the 1997 season. He turned in an outstanding '98 debut vs. New England (9/7), leading all receivers with seven catches for 97 yards (13.9), while also recovering a Patriots onside kick attempt in the final two minutes. His longest reception (44 yds.) came on the first play of the game and tied for the longest of his career. He followed that with a then-career-high 117 yards on five receptions vs. Dallas (9/13), including a 38-yard reception from backup QB Bubba Brister in the fourth quarter. His first two touchdowns of the season came in Week Three at Oakland (9/20), on a 1-yd. reception from John Elway and a 13-yd. grab from Brister, followed by a 19-yd. TD reception from Brister the next week at Washington (9/27). In Week 5 vs. Philadelphia (10/4) McCaffrey caught two passes for 60 yds., including a career-best 48-yarder from Brister on the first play from scrimmage, and his fourth touchdown of the year on a 12-yd. reception in the second quarter. He led all Denver receivers in yardage vs. Jacksonville (10/25) with 92 on three receptions, including a 41-yd. TD from Elway on the first play of the 2nd qtr., his fifth TD of the year. McCaffrey posted a new career high with 133 receiving yds. at Cincinnati (11/1) on seven receptions (19.0), including his sixth TD of the season. The score came on a 25-yd. pass from Elway in the 4th qtr. of a 33-26 come-from-behind win. He matched that career high, as well as his career-high for receptions, with a 9-133 performance vs. San Diego (11/8), which included a 7-yd. touchdown reception from Brister, his seventh of the year. It came early in the 3rd qtr. and gave Denver a 20-0 lead. McCaffrey posted back-to-back 100-yd. games for the first time in his career during the 1998 season (7-133 at Cin., 11/1 and 9-33 vs. S.D., 11/8), and recorded four of his six career 100-yd. games in 1998. Additionally, it marked just the sixth time in Broncos history that a player has posted receiving totals of 130 yds. or more in back-to-back games. McCaffrey caught one pass for 19 yds. at Kansas City (11/16) before leaving the game in the 1st qtr. with a hamstring strain. That injury also forced him to miss his first start of the season a week later vs. Oakland (11/22), as he was declared inactive the day of the game. McCaffrey bounced back a week later at San Diego (11/29), returning to the starting lineup and catching 5 passes for 74 yds. (14.8) and 2 TDs, both coming in the 1st qtr. on passes of 15 and 37 yds. from John Elway. The two scores gave him a career-high 9 for the season, and the five receptions allowed him to match his career high of 49. McCaffrey extended his career-high TD total to 10 vs. Kansas City (12/6), part of a 6-catch, 103-yd. performance that saw him break his previous single-season best of 49 catches, finishing the day at 55. It was McCaffrey's fourth 100-yd. game of the year, and the sixth of his career, and included a 48-yd. reception from Elway, tying the longest of McCaffrey's career. McCaffrey joined Rod Smith (165 yds.) to give Denver two 100-yd. receivers in the same game for the first time since Nov. 20, 1994 vs. Atlanta (Cedric Tillman—175, Anthony Miller—102). McCaffrey went over the 1,000-yd. receiving mark for the season with his 42 yds. at Miami (12/21), joining Rod Smith (1,222) to give Denver two 1,000-yd. receivers in the same season for the just the third time in franchise history (1994 and '97). McCaffrey suffered a tendon tear in his left ring finger in practice Aug. 11, and missed one preseason game (vs. New Orleans, 8/14). **Postseason:** McCaffrey started at wide receiver in all three postseason games and caught 11 passes for 190 yds. (17.3) with a long of 47, the longest postseason reception of his career (vs. the Jets, 1/17/99). In the AFC Divisional Playoff Game vs. Miami (1/9) he caught three passes for 52 yds. (17.3), and followed that up with three more catches for a team-high 66 yds. (22.0) in the AFC Championship Game vs. the Jets (1/17). He was superb again in Super Bowl XXXIII vs. Atlanta (1/31), catching five passes for 72 yds. with a long of 25, all in the second half. McCaffrey now ranks fourth on the Broncos' all-time postseason list for receptions (28), and ranks fifth in receiving yards (415).

1997: McCaffrey started 15 of the 16 games at wide receiver and ranked fourth on the team in receptions, with 45 for 590 yards (13.1), a long of 35 yards and a career-best eight touchdowns, tied for fifth-most receiving touchdowns in the AFC. McCaffrey missed his only game of the season in Week 15 at Pittsburgh (12/7) when he was declared inactive because of a strained hamstring. His first big performance of the 1997 season came at Seattle (9/7) in Week Two when he was matched up with rookie CB Shawn Springs and produced one of the biggest days of his career, catching eight passes for 93 yards and two touchdowns in Denver's 35-14 victory. Against St. Louis the next week (9/14) he had just one reception, but it was a 23-yard touchdown in the third quarter that put Denver ahead 35-7, en route to a 35-14 victory. The following week he caught his third touchdown of the season, a 32-yarder against Cincinnati (9/21) in Denver's 38-20 victory. He finished the day with four receptions for 62 yards. At Oakland (10/19) McCaffrey had three receptions for 61 yards and a 28-yard touchdown that brought Denver to within 28-25 in the fourth



quarter, the score by which Denver would drop its first game of the season. In Denver's next matchup with the Raiders (11/24) he had four catches for 51 yards, including a diving 35-yard reception that set up Denver's first touchdown of the game en route to a 31-3 win on Monday Night Football. The next Sunday at San Diego, McCaffrey caught seven passes for a career-high 111 receiving yards (the second 100-yard game of his career) in Denver's 38-28 win. In that game he caught two touchdown passes (4 and 21 yards) to raise his total to seven, ending a five-game scoring drought since catching his fifth in the fourth quarter at Oakland (10/19). He closed the regular season with a four-catch, 32-yard performance that included his eighth touchdown of the year to set a new personal high. The touchdown came on a 1-yard reception from John Elway in the second quarter to put Denver ahead 21-3, en route to a 38-3 victory. In the postseason McCaffrey started at wide receiver in all four games and tied for the team lead in receptions (12) with Shannon Sharpe, covering 171 yards (14.3) with one touchdown, as he joined a list of just 30 players in NFL history to win a Super Bowl with more than one team (San Francisco, SB XXIX). In the Wild Card Game against Jacksonville (12/27) he caught two passes for 35 yards, including a 25-yarder on the Broncos' first possession on third-and-15 that kept the drive alive and set up their first score of the day. In Denver's 14-10 AFC Divisional Playoff win at Kansas City (1/4/98), McCaffrey caught three passes for 56 yards, including a 43-yarder on third-and-five early in the fourth quarter that set up Terrell Davis' game-winning touchdown with 12:32 remaining. In the AFC Championship Game at Pittsburgh (1/11) he caught five passes for 37 yards, including a one-yard score right before the half to give Denver a 24-14 advantage. The Broncos held on to win 24-21 and advanced to their first Super Bowl in eight years. In Super Bowl XXXII against Green Bay, McCaffrey caught two passes for a team-high 45 yards, including a 36-yarder in the third quarter on Denver's 13-play, 92-yard drive (the longest of the game) that put them ahead 24-17. He also threw a crushing block on Packers' linebacker Brian Williams to free Howard Griffith for the bulk of his yardage on a 23-yard pass play from Elway that set up Denver's game-winning touchdown late in the fourth quarter. **1996:** McCaffrey started 15 of the 16 regular season games at wide receiver opposite Anthony Miller and posted the second-best totals of his career with 48 receptions for 553 yards (11.5) and a long of 39 yards with a career-high seven touchdowns. He missed the Chicago game (11/10) when he was declared inactive because of a lower-back bruise. McCaffrey established a career high and tied a Broncos franchise record with three touchdown receptions against Baltimore (10/20). Easily his most dramatic touchdown catch of the year came at Minnesota (11/24) when he hauled in a five-yard John Elway pass that was tipped in the air three times by Vikings players, catching it at the one-yard line and diving backwards into the endzone for the score with 19 seconds left in the game. His longest reception of the year was a 39-yard touchdown from Elway in the season-opener against the Jets (9/1), and his most historic was his catch of Elway's 250th career touchdown pass in the second quarter vs. Seattle (12/1). McCaffrey sprained his ankle in practice Sept. 11 but was able to play four days later against Tampa Bay (9/15). In the season-opener vs. the Jets (9/1), McCaffrey started at wide receiver and caught a team-high four passes (tied with Shannon Sharpe) for 61 yards (15.3), including a 39-yard touchdown to put the Broncos ahead 14-0. In week five at Cincinnati (9/29) he caught five passes for 80 yards in a true iron-man performance. He was the victim of several vicious hits, but managed to return to the game each time, earning high praise from his teammates in the lockerroom after the Broncos' 14-10 victory. Versus San Diego (10/6) McCaffrey caught five passes for 58 yards with one touchdown (9 yards) and a long of 31 yards. His touchdown came with 8:22 remaining in the game, and put Denver ahead by the eventual final margin of 28-17. Two weeks later vs. Baltimore, McCaffrey tied a Broncos franchise record with three touchdown receptions, coming on passes of 4, 6 and 8 yards from Elway. In all he caught seven passes for 76 yards. His third TD of the day, a 6-yarder with 10:57 remaining, put the Broncos on top 38-34 en route to a 45-34 win. He had one of his best games of the year at Minnesota (11/24), catching six passes for a season-high 83 yards and one touchdown. His touchdown provided the winning points in Denver's 21-17 come-from-behind win, as he hauled in a thrice tipped five-yard pass from Elway with 19 seconds remaining in the game, and lunged backwards into the end zone for the score. It was his sixth touchdown of the year, surpassing his previous best of five as a New York Giant in 1992. Versus Seattle (12/1) he caught a team-high five passes for 43 yards with a long of 12 and one touchdown. His four-yard touchdown reception in the second quarter was the 250th touchdown pass of Elway's career, ninth-most in NFL history. In Denver's AFC Divisional Playoff vs. Jacksonville (1/4/97) McCaffrey started his first playoff game and caught five passes for 54 yards, including a long of 15 yards for his one touchdown on the day. His score came with 1:50 remaining in the game and pulled Denver to within 30-27. **1995:** McCaffrey played in all 16 games and made four starts (vs. Buffalo 9/3, at San Diego 9/24, at Seattle 10/1 and vs. Kansas City 10/22). He had, at



the time, the second-most productive season of his career, catching 39 passes for 477 yards (12.2), with a long of 35 yards and two touchdowns, and also rushed once for -1 yard. In his debut as a Bronco vs. Buffalo (9/3), McCaffrey started in place of the injured Anthony Miller and caught four passes for 52 yards. He hauled in a 35-yarder from John Elway on the Broncos' final scoring drive to set up Terrell Davis' three-yard, game-sealing touchdown run. In Week Three vs. Washington (9/17) McCaffrey caught a season-high five passes for 70 yards (14.0), including a clutch 19-yarder from Elway during the Broncos' game-winning 80-yard drive. Denver won the game on the final play 38-31. Against Arizona (11/5), McCaffrey caught one pass, a 23-yarder in the fourth quarter for his first touchdown as a Bronco and the 10th of his career. Against Jacksonville (12/3), McCaffrey saw action as the third receiver and made three catches for 48 yards, including a 24-yarder. He also rushed once on a reverse for -1 yard. In the season finale at Oakland (12/24), McCaffrey — who started in the Broncos' four-wide receiver set — caught a career-high nine passes for 99 yards and one touchdown, with a long of 27 yards, to help lift the Broncos to a 31-28 win. McCaffrey's four-yard, one-handed touchdown reception with 5:46 remaining in the game tied the score at 28-28. McCaffrey was acquired by the Broncos as an unrestricted free agent from San Francisco March 7, **1994:** McCaffrey played in all 16 regular season games for the 49ers and in all three postseason games. He had 11 catches for 131 yards (12.0 average) and two touchdowns in the regular season and one reception for five yards in the playoffs. He also had eight special teams tackles in the regular season. McCaffrey caught one pass for eight yards, recorded two special teams tackles and forced a fumble at Detroit (10/9). He had three receptions for 34 yards, including a 34-yard touchdown versus Tampa Bay (10/23), and recovered an on-side kick late in the fourth quarter of the 49ers 21-14 victory over Dallas (11/13). He caught five passes for 59 yards, including a one-yard touchdown in the regular season finale at Minnesota (12/26). His one reception against San Diego in the Super Bowl (1/29/95), a five-yarder, came in the second quarter. McCaffrey was acquired by the 49ers July 25, 1994 as a free agent after being waived by the Giants July 18. **1993:** McCaffrey played in all 16 regular season games with one start for the New York Giants, and also played in both New York playoff contests. He finished fourth on the team with 27 receptions for 335 yards and two touchdowns. He had touchdown receptions vs. Philadelphia (10/17) and Phoenix (11/28). McCaffrey's one start came against the Jets (10/31) when he replaced an injured Mike Sherrard in the lineup. His most productive game of the season was the NFC Divisional Playoff Game at San Francisco (1/15/94) when he caught five passes for 59 yards. **1992:** McCaffrey played in all 16 games with three starts and led the Giants in receiving with career-best numbers of 49 catches for 610 yards. He was also the team's fourth-leading scorer with five touchdowns. McCaffrey had back-to-back five-reception outings to begin the season vs. San Francisco (9/6) and Dallas (9/13). He received his first NFL start vs. Green Bay (11/8) and also started against Philadelphia (11/11) and Dallas (11/26). He had career highs in receptions (6), yards (105) and longest reception (44 yards) in the Thanksgiving Day clash with the Cowboys. **1991:** McCaffrey played in all 16 games as a third wide receiver and on special teams. He finished his rookie year with 16 catches for 146 yards. He had three receptions vs. the Rams (9/8) and also at Philadelphia (11/4). The best game of his rookie season came at Tampa Bay (11/24) when he caught four passes for 35 yards, including two on the Giants' game-winning drive in a 21-14 victory. He was a third-round pick of the Giants in 1991 (No. 83 overall).

COLLEGE: McCaffrey was a Kodak All-America choice following his senior season at Stanford (1990) and was selected to play in the East-West Shrine Game. An All-Pac-10 choice as a junior and senior, he finished his career with 146 receptions for 2,333 yards (16.0 average) and 14 touchdowns. During his senior season he pulled down 61 receptions for 917 yards (15.0) and eight touchdowns to earn second-team All-America honors from *The Sporting News*. The Cardinal pass-catchers that year compiled 2,763 yards receiving, the most for the school since 1985 (2,874). Ed received his bachelor's degree in economics from Stanford, as well as a master's degree in sociology, and plans to attend business or law school when he is finished playing pro football.

PERSONAL: Ed and his wife, Lisa, make their offseason home in Parker, Colo. They are the parents of three sons, Maxwell (5/17/94), Christian (6/7/96) and Dylan (3/25/99). McCaffrey made an appearance on the television show "Live with Regis and Kathy Lee" during the week following Denver's Super Bowl XXXII victory over Green Bay (1/25/98), and was a guest on The Tonight Show with Jay Leno in the days after the Broncos' Super Bowl XXXIII triumph over Atlanta. Several food products bearing his name were introduced in the state of Colorado in 1998: Ed McCaffrey's Rocky Mountain Mustard, in both Spicy Brown and Creamy Dijon, as well as horseradish and a cereal named Ed's End Zone O's. McCaffrey was an All-America football player, MVP in baseball



with a .540 batting average, and a 21.3-point per game scorer in basketball at Central Catholic High School in Allentown, Pa. His brother Billy was an All-America basketball guard at Vanderbilt after being a member of Duke's NCAA championship squad in 1991, and now plays professional basketball internationally. The athletic McCaffrey family also includes a sister, Monica, who played basketball at Georgetown, and another brother, Mike, who currently plays basketball at Husson College in Bangor, Maine. Edward McCaffrey was born August 17, 1968 in Waynesboro, Pa.

McCaffrey's Regular Season Record

Year	Club	G	S	No.	RECEIVING			TD	SCORING				2pt	Pts.
					Yds.	Avg.	LG		TD	TDr	TDp	TDrT		
1991	N.Y. Giants	16	0	16	146	9.1	26	0	0	0	0	0	0	0
1992	N.Y. Giants	16	3	49	610	12.4	44	5	5	0	5	0	0	30
1993	N.Y. Giants	16	1	27	335	12.4	31	2	2	0	2	0	0	12
1994	San Francisco	16	0	11	131	12.0	32	2	2	0	2	0	0	12
1995	Denver	16	4	39	477	12.2	35	2	2	0	2	0	1	14
1996	Denver	15	15	48	553	11.5	39	7	7	0	7	0	0	42
1997	Denver	15	15	45	590	13.1	35	8	8	0	8	0	0	48
1998	Denver	15	15	64	1,053	16.5	48	10	10	0	10	0	1	62
CAREER TOTAL		125	53	299	3,895	13.0	48	36	36	0	36	0	2	220

ADDITIONAL STATISTICS: McCaffrey had one rushing attempt for -1 yard vs. Jacksonville in 1995 (12/3).

McCaffrey's Postseason Statistics

Year	Club	G	S	No.	RECEIVING			TD	SCORING				2pt	Pts.
					Yds.	Avg.	LG		TD	TDr	TDp	TDrT		
1993	N.Y. Giants	2	0	5	59	11.8	14	0	0	0	0	0	0	0
1994	San Francisco	3	0	1	5	5.0	5	0	0	0	0	0	0	0
1996	Denver	1	1	5	54	10.8	15	1	1	0	1	0	0	6
1997	Denver	4	4	12	171	14.3	43	1	1	0	1	0	0	6
1998	Denver	3	3	11	190	17.3	47	0	0	0	0	0	0	0
CAREER TOTAL		13	8	34	479	14.1	47	2	2	0	2	0	0	12

McCaffrey's Single-Game Highs

(Postseason in parenthesis)

Most receptions - 9 vs. San Diego, 11/8/98 and at Oakland, 12/24/95 (5 vs. Atlanta, 1/31/99; at Pittsburgh, 1/11/98; vs. Jacksonville, 1/4/97 and at San Francisco, 1/15/94). **Most receiving yardage** - 133 vs. San Diego, 11/8/98 and at Cincinnati, 11/1/98 (72 vs. Atlanta, 1/31/99). **Longest reception** - 48 yards vs. Kansas City, 12/6/98 and vs. Philadelphia, 10/4/98 (47 vs. N.Y. Jets, 1/17/99). **Most receiving touchdowns** - 3 vs. Baltimore, 10/20/96 (1 at Pittsburgh, 1/11/98 and vs. Jacksonville, 1/4/97).



LEELAND McELROY RUNNING BACK

5-9 • 212 • 3RD YR. • TEXAS A&M

BORN: June 25, 1974 in Beaumont, Texas
HIGH SCHOOL: Central High School, Beaumont, Texas
RESIDES: Garland, Texas
ACQUIRED: Free Agent, 1999
PRO YEAR: 3rd • **YEAR WITH BRONCOS:** 1st
NFL GAMES PLAYED/STARTED: 30/14

33

Leeland McElroy is a talented runner and kick returner who is expected to vie for the Broncos' vacant kick return positions and for a spot as a backup to NFL MVP Terrell Davis in the backfield. McElroy has played in 30 NFL games (14 starts) and rushed for 729 yards on 224 carries and three touchdowns, and caught 12 passes for 73 yards and another score. He also returned 54 kicks for 1,148 yards (long of 92), all in 1996. McElroy signed with the Broncos as a free agent during the offseason after being out of football in 1998. He was originally selected by Arizona in the second round of the 1996 NFL Draft and played two seasons with the club.

1998: McElroy was released June 22 by the Cardinals and was out of football for the season.

1997: McElroy played in 14 games for the Cardinals and started eight, including the season's first six. He was inactive against Washington (12/7) and did not play at New Orleans (12/14). McElroy rushed for 424 yards on 135 carries (3.1 avg.) and two touchdowns on the season, with the scores coming at Cincinnati in the season opener (8/31) and in an upset win over Dallas the following week (9/7). He also caught seven passes for 32 yards. McElroy had double-digits in carries for the first five games of the season and produced a season-high in yards with 87 vs. Minnesota (10/5).

1996: McElroy played in all 16 games for Arizona (6 starts) and had 89 carries for 305 yards and one touchdown, as well as five receptions for 41 yards and a touchdown. He tallied 1,148 yards



on 54 kick returns, including a 92-yarder vs. the Jets (10/27). The 1,148 yards was the second-highest total in team history. In his first NFL start, McElroy rushed for 63 yards on 17 carries at Indianapolis (9/1). McElroy was a second round pick (No. 32 overall) by the Cardinals.

COLLEGE: McElroy played three years at Texas A&M, rushing for 1,122 yards in his final season (1995), before relinquishing his final year of eligibility to enter the NFL Draft. He holds the NCAA Div. I-A record for career kick-return average (36.63-yards per return), and scored four touchdowns via that method in his career. In his first collegiate start, McElroy set a school record with 359 all-purpose yards, rushing for 229 yards (three TDs), producing 49 receiving yards and 81 kick return yards in a 33-17 win over LSU. As a freshman in 1993, he led the nation with a 39.3 kick return avg., including touchdowns of 100, 93 and 88 yards, the latter two in the same game against Rice. He also rushed for 613 yards on 72 carries and scored seven touchdowns. McElroy was a business administration major at Texas A&M.

PERSONAL: McElroy was a prep All-American at Central High School in Beaumont, Texas, where rushed for 1,521 yards and 21 touchdowns as a senior. He is the brother of former Broncos offensive lineman Reggie McElroy (1995-96). Another brother, Lee, is Director of Athletics at Cal State-Sacramento. Leeland, the youngest of 13 children, was born June 25, 1974 in Beaumont. He and his wife, Vinita, and daughter, Logan Alyse (4/11/99), make their home in Garland, Texas.

McElroy's Regular Season Record

Year	Club	G	S	No.	RUSHING			TD	RECEIVING			SCORING							
					Yds.	Avg.	LG		No.	Yds.	Avg.	LG	TD	TD	TDr	TDp	TDrT	2pt	Pts.
1996	Arizona	16	6	89	305	3.4	32	1	5	41	8.2	22	1	2	1	0	0	12	
1997	Arizona	14	8	135	424	3.1	18	2	7	32	4.6	17	0	2	2	0	0	12	
1998																			
OUT OF FOOTBALL																			
CAREER TOTAL		30	14	224	729	3.2	32	3	12	73	6.1	22	1	4	3	1	0	0	24

ADDITIONAL STATISTICS: 1,148 kick return yards on 54 returns (21.3 avg.) with a long of 92 in 1996.

McElroy's Single-Game Highs

Most rushes - 18, twice (at Washington, 9/14/97 and vs. Washington, 12/15/96). **Most rushing yards** - 90 vs. Dallas, 12/8/96. **Longest rush** - 32 vs. Dallas, 12/8/96. **Most rushing TDs** - 1, three times (most recently vs. Dallas, 9/7/97). **Most receptions** - 3 vs. Dallas, 9/7/97. **Most receiving yards** - 28 at Philadelphia, 12/22/96. **Longest reception** - 22 at Philadelphia, 12/22/96. **Most receiving TDs** - 1 at Philadelphia, 12/22/96. **Most total yards** - 87 (87 rush, 0 rec) vs. Minnesota, 10/5/97. **Most total TDs** - 1, four times (most recently vs. Dallas, 9/7/97). **Most kick returns** - 7 twice (most recently at Minnesota, 12/1/96). **Most kick return yards** - 163 vs. Minnesota, 12/1/96. **Longest kick return** - 92 vs. N.Y. Jets, 10/27/96.



CHRIS MILLER QUARTERBACK

6-2 • 212 • 10TH YR. • OREGON

BORN: August 9, 1965 in Pomona, Calif.
HIGH SCHOOL: Sheldon High School, Eugene, Ore.
RESIDES: Eugene, Ore.
ACQUIRED: Free Agent, 1999
PRO YEAR: 10th • **YEAR WITH BRONCOS:** 1st
NFL GAMES PLAYED/STARTED: 95/89 • **POSTSEASON:** 2/2

12

Quarterback Chris Miller comes to the Broncos in 1999 after spending the past three years out of football due to medical advice following several head concussions. Miller is a proven veteran who seeks to add experience and depth to the Broncos' quarterback situation after the retirement of John Elway. He has played in 95 NFL games (89 starts) and thrown for 18,793 yards and 121 touchdowns, with a career quarterback rating of 74.8. His regular season record as a starting QB is 32-57. Miller entered the NFL in 1987 as Atlanta's No. 1 draft choice (No. 13 overall) and played seven seasons with the Falcons. He signed with the Rams as an unrestricted free agent in 1994 and played two seasons with the club. Miller has posted nine 300-yard passing games in his career: 3 in 1989, 2 in '90, 2 in '91, 1 in '92, 1 in '94 and 2 in '95).

1996-98: Miller was out of football due to medical advice following several head concussions. **1995:** Miller played for the Rams in their first year in St. Louis, starting the first 13 games of the season, throwing for 2,623 yards and 18 touchdowns with 15 interceptions. He also rushed for 67 yards on 22 carries. Miller was inactive for the Buffalo game (12/10) and was placed on injured reserve for the last two games of the season with a concussion. **1994:** Miller played in 13 games (10 starts) in his first year with the Rams (their last year in L.A.), and threw for 2,104 yards and 16 touchdowns, while rushing for 100 yards on 20 carries. He relieved Chris Chandler (concussion)

in the fourth quarter against the Broncos Nov. 6 and replaced Chandler in the second half the next week against the Raiders. Miller broke the 15,000-yard career passing mark in the fourth quarter of that game, and recorded the first 300-yard passing game of his Rams career, and his ninth overall, in the season-fine against Washington (12/24). Miller signed with the Rams as an unrestricted free agent. **1993:** Miller missed most of the season in his final year with the Falcons because of a knee injury. He played in three games and threw for 345 yards, one touchdown and three interceptions, while rushing for 11 yards on two carries. Miller did not play in the team's lone playoff contest. **1992:** Miller missed the last eight games of the season after suffering a knee injury against the Rams Nov. 1. Prior to the injury, Miller led the NFC in touchdowns and completions, and had the best TD-to-INT ratio in the league. He threw for 1,739 yards and 15 touchdowns on the year and rushed for 89 yards on 23 carries. Miller completed 30 of 48 passes for 351 yards and a career-high four touchdowns against Chicago (9/27), and threw for 366 yards against New Orleans (10/7). He also completed the longest pass of his career (89 yards to Michael Haynes for a score) against Washington (9/13). **1991:** Miller was named to the Pro Bowl after leading the Falcons to a postseason berth by throwing for 3,103 yards and a career-high 26 touchdowns, while also rushing for 229 yards on 32 carries. In the team's NFC Wild Card win over New Orleans (12/28) Miller completed 18 of 30 passes for 291 yards, three touchdowns and one interception, including a 61-yard game-winning scoring toss to Michael Haynes in the fourth quarter of a 27-20 victory. The next week at Washington (1/4/92), he completed 17 of 32 for 178 yards and four interceptions in a 24-7 loss. **1990:** Miller played in and started 12 games for the Falcons, throwing for 2,735 yards and 17 touchdowns, while also rushing for 99 yards on 26 carries. He threw for a career-high 366 yards against the Saints (10/7) and threw for 337 yards against the 49ers (9/22). **1989:** Miller played in and started 15 games for the Falcons, throwing for a career-high 3,459 yards and 16 touchdowns, while rushing for 20 yards on 10 carries. He led the NFL in interceptions avoidance percentage (1.9) and recorded three 300-yard games (vs. Rams, 10/8; vs. Washington, 12/17 and Detroit, 12/24). Against the Lions he posted career highs in completions (37) and attempts (66). He also kicked a 25-yard field goal that season. (11/12 at San Francisco). **1988:** Miller played in and started 13 games for the Falcons, throwing for 2,133 yards and 11 touchdowns, while also rushing for 138 yards on 31 carries. He had his first three-touchdown game that year against Philadelphia (10/30). **1987:** Miller played in three games, starting two for the Falcons in his rookie season. He missed all of training camp in a contract dispute and eventually signed Oct. 30. His first professional action came against the Rams Dec. 13, and his first start came at San Francisco Dec. 20. He threw for 552 yards and one touchdown on the year, and ran for 21 yards on four carries. He was the Falcons first-round pick (13th overall) in the 1987 draft.

COLLEGE: Miller broke 13 school records held by NFL greats Dan Fouts, Bob Berry and Norm Van Brocklin at the University of Oregon. As a senior, he set school marks for passing yards (2,503), completions (216) completion percentage (60.7) and total offense (2,549), and became the first Pac-10 quarterback to earn back-to-back first-team all-conference honors since Jim Plunkett at Stanford in 1969-70. Miller finished his career with 6,681 yards passing, 18 200-yard games, 42 touchdowns and seven rushing scores. Among his teammates at Oregon was former Broncos great Gary Zimmerman.

PERSONAL: Born Christopher James Miller in Pomona, Calif., (8/9/65), his family relocated to Eugene, Ore., in 1972, where Chris played at Sheldon High School. He led the Pirates to an 8-1 record as a senior and a trip to the AAA playoffs. Sheldon High School also produced former NFL tight end Todd Christensen. Miller made the finals of the national Punt, Pass and Kick competition at age eight. He was drafted by the Toronto Blue Jays in 1983 (June 6) and again by the Seattle Mariners in 1985 (Jan. 9). Miller played shortstop for Bellingham of the Northwest League in 1986, batting .556. He and his wife, Jennifer, reside in Eugene, Ore., with their two children, Dillon Christopher (7/9/94) and Jessie (7/15/95). Chris is also involved in real estate and owns a microbrewery in Eugene.

MILLER'S REGULAR SEASON RECORD

PASSING													
Year	Club	G	S	Att.	Comp.	Pct.	Yds.	TD	Int.	%	LG	Sack	Yds.
1987	Atlanta	3	2	92	39	42.4	552	1	1.1	9	57	5	37
1988	Atlanta	13	13	351	184	52.4	2,133	11	3.1	12	68t	24	207
1989	Atlanta	15	15	526	280	53.2	3,459	16	3.0	10	72t	41	318
1990	Atlanta	12	12	388	222	57.2	2,735	17	4.4	14	75t	26	167
1991	Atlanta	15	14	413	220	53.3	3,103	26	6.3	15	80t	9	64
1992	Atlanta	8	8	253	152	60.1	1,739	15	5.9	6	89t	16	103
1993	Atlanta	3	2	66	32	48.5	345	1	1.5	2	32t	8	62
1994	L.A. Rams	13	10	137	173	54.6	2,104	16	5.0	14	54	28	193

1995	St. Louis Rams	13	13	405	232	57.3	2,623	18	4.4	15	3.7	72	31	244	76.2
1996	OUT OF FOOTBALL														
1997	OUT OF FOOTBALL														
1998	OUT OF FOOTBALL														
CAREER TOTAL		95	89	2,811	1,534	54.6	18,793	121	4.3	101	3.6	89t	188	1,395	74.8

RUSHING							SCORING					
Year	Club	No.	Yds.	Avg.	LG	TD	TD	TDr	TDp	TDrt	2pt	Pts.
1987	Atlanta	4	21	5.3	11	0	0	0	0	0	0	0
1988	Atlanta	31	138	4.5	29	1	1	1	0	0	0	6
1989	Atlanta	10	20	2.0	7	0	0	0	0	0	0	0
1990	Atlanta	26	99	3.8	18	1	1	1	0	0	0	6
1991	Atlanta	32	229	7.2	20	0	0	0	0	0	0	0
1992	Atlanta	23	89	3.9	16	0	0	0	0	0	0	0
1993	Atlanta	2	11	5.5	6	0	0	0	0	0	0	0
1994	L.A. Rams	20	100	5.0	16	0	0	0	0	0	0	0
1995	St. Louis Rams	22	67	3.1	13	0	0	0	0	0	0	0
1996	OUT OF FOOTBALL											
1997	OUT OF FOOTBALL											
1998	OUT OF FOOTBALL											
CAREER TOTAL		170	774	4.6	29	2	2	2	0	0	0	15

ADDITIONAL STATISTICS: Kicked a 25-yard field goal in 1989.

MILLER'S POSTSEASON RECORD

PASSING															
Year	Club	G	S	Att.	Comp.	Pct.	Yds.	TD	%	Int.	%	LG	Sack	Yds.	Rtg.
1991	Atlanta	2	2	62	35	56.6	469	3	4.8	5	8.1	61t	9	64	63.2t
1993	Atlanta														
DID NOT PLAY (KNEE)															
CAREER TOTAL		2	2	62	35	56.6	469	3	4.8	5	8.1	61t	9	64	63.2t

RUSHING														
Year	Club	No.	Yds.	Avg.	LG	TD	TD	TDr	TDp	TDrt	2pt	Pts.		
1991	Atlanta	4	18	4.5	12	0	0	0	0	0	0	0		
1993	Atlanta													
DID NOT PLAY (KNEE)														
CAREER TOTAL		4	18	4.5	12	0	0	0	0	0	0	0		

MILLER'S SINGLE-GAME HIGHS

(Postseason in parenthesis)

Most pass attempts - 66 vs. Detroit, 12/24/89 (32 at Washington, 1/4/92). **Most pass completions** - 37 vs. Detroit, 12/24/89 (18 at New Orleans, 12/28/91). **Most passing yards** - 366 vs. New Orleans, 10/7/90 (291 at New Orleans, 12/28/91). **Most TD passes** - 4 at Chicago, 9/27/92 (3 at New Orleans, 12/28/91). **Most interceptions** - 4 (six times) last at San Diego, 11/27/94 (4 at Washington, 1/4/92). **Longest pass completion** - 89 to Michael Haynes at Washington, 9/13/92 (61 to Michael Haynes at New Orleans, 12/28/91). **Best completion pct.** - 73.6 at Rams, 10/27/91 (60.0 at New Orleans, 12/28/91). **Most times sacked** - 6 at New Orleans, 10/29/89 (5 at New Orleans, 12/28/91). **Most rushes** - 7 vs. Jets, 9/6/92 (4 at New Orleans, 12/28/91). **Most rushing yards** - 49 at Detroit, 9/4/88 (18 at New Orleans, 12/28/91). **Longest run** - 29 at Detroit, 9/4/88 (12 at New Orleans, 12/28/91). **Most rushing TDs** - 1 (twice), last vs. New Orleans, 10/7/90.

Miller's 300-yard Passing Games: Oct. 8, 1989 at L.A. Rams (340); Dec. 17, 1989 vs. Washington (310); Dec. 24, 1989 vs. Detroit (334); Sept. 23, 1990 at San Francisco (337); Oct. 7, 1990 vs. New Orleans (366), Sept. 8, 1991 vs. Minnesota (300); Dec. 22, 1991 at Dallas (325); Sept. 27, 1992 at Chicago (351); Dec. 24, 1994 vs. Washington (304).

ADDITIONAL STATISTICS: 1988: Fumbled twice and recovered one fumble; 1989: Successful on 25-yard field goal attempt, fumbled 13 times and recovered five fumbles for minus three yards; 1990: Fumbled 11 times and recovered four fumbles for minus nine yards; 1991: Fumbled five times; 1992: Fumbled six times and recovered one fumble for minus one yard; 1993: Fumbled twice; 1994: Fumbled seven times and recovered three fumbles for minus five yards; 1995: Fumbled four times and recovered two fumbles for minus six yards.



JOHN MOBLEY LINEBACKER

6-1 • 236 • 4TH YR. • KUTZTOWN (PA.)

BORN: October 10, 1973 in Chester, Pa.
HIGH SCHOOL: Chichester High School, Chester, Pa.
RESIDES: Castle Rock, Colo.
ACQUIRED: Draft #1 (15th overall), 1996
PRO YEAR: 4th • YEAR WITH BRONCOS: 4th
NFL GAMES PLAYED/STARTED: 48/47 • **POSTSEASON:** 8/8

51

A cornerstone of the Broncos' defense, John Mobley continues to quietly emerge as one of the finest all-around linebackers in the National Football League. He has an incredible knack for finding the football and is a devastating hitter once he does. Now in his fourth NFL season, Mobley has started 47 of the 48 games in which he has played and posted 387 tackles (284 solo), including 6.5 sacks (-32), with 25 passes defended, five forced fumbles, two fumble recoveries and three interceptions (19 yds.). Mobley has scored one

NFL touchdown, on a 13-yard interception return in 1997 (vs. N.E., 10/6), and earned his first All-NFL honors that season with selections by the Associated Press, *The Sporting News*, *Pro Football Weekly*, *Football Digest* and *College & Pro Football Newsweekly*. Mobley has one AFC Defensive Player of the Week award on his résumé, winning the honor for Week Six of the '97 season. He was named to the NCAA Division II Football Team of the Quarter Century (1973-1997) in 1998, joining the likes of Pro Football Hall of Famer Walter Payton and All-Pro performers Brent Jones, John Randle, Darrell Green and Greg Lloyd. Mobley entered the NFL in 1996 as the Broncos' first-round draft choice (No. 15 overall) out of Kutztown.

1998: Mobley started at weakside linebacker in 15 of the 16 games and led the team for the second straight year with 132 tackles (105 solo), including one sack (-7), two forced fumbles, one fumble recovery, one interception and a career-best 13 passes defended, third-most on the team. The sack came at Oakland (9/20) in the fourth quarter. He has also recorded six tackles on special teams (high of 2 at Miami, 12/21 and vs. Phila., 10/4). Mobley recorded double-figure tackle totals in back-to-back games early in the season (11 vs. Dallas, 9/13; and 10 at Oakland, 9/20), and strung together three more later in the season (12 vs. S.D., 11/8; 10 at K.C., 11/16 and 12 vs. Oak., 11/22). Overall he posted no fewer than five tackles in every game of the season. Mobley strained his right hamstring in practice Sept. 24, but was able to start at Washington three days later. His only non-start came at Seattle (10/11) when the Seahawks opened the game in a three-wide receiver alignment. Mobley recorded seven tackles (5 solo) at Cincinnati (11/1), to go along with a forced fumble and a career-high four passes defended. He stepped up big and stripped Bengals RB Corey Dillon of the ball at the Broncos' 3-yd. line late in the 1st qtr., as Bill Romanowski fell on the fumble to squelch a potential Cincinnati scoring drive. Mobley posted a season-high 12 tackles the next week vs. San Diego (11/8), including 10 solo stops, and tied his season high vs. Oakland (11/22), including 9 solo stops. His third career interception came at San Diego (11/29), on an errant Craig Whelihan pass late in the first half. Mobley's fumble recovery came at the Giants (12/13) in the 4th qtr. after WR Ike Hilliard lost control of the football. He missed the preseason finale (at Tenn., 8/29) to rest a hyperextended left knee, injured vs. Green Bay (8/24). **Postseason:** Mobley started at weakside linebacker in all three games and tied for fourth on the team with 14 tackles (10 solo), including one sack (-6), as well as two passes defended and a fumble recovery. In the AFC Divisional Playoff Game vs. Miami (1/9) he made two solo tackles with one pass defended. He contributed nine tackles (7 solo) in the AFC Championship Game vs. the Jets (1/17), along with a pass defended and his one fumble recovery, which came after Bill Romanowski knocked the ball out of Keith Byars' hands at the Broncos' 13-yd. line. Mobley's first career post-season sack came in Super Bowl XXXIII vs. Atlanta, among three total tackles (1 solo). The sack of Chris Chandler came midway through the 3rd qtr. for a 6-yd. loss.

1997: Mobley — named first-team All-NFL by the Associated Press, *The Sporting News*, *Pro Football Weekly* and *Football Digest*; and second-team by *College & Pro Football Newsweekly* — started all 16 games at weakside linebacker and continued to blossom in his second NFL season, putting together a performance as outstanding as that of any other linebacker in the NFL. He led the team with 162 tackles (113 solo), including four sacks (-23), one interception which he returned for a touchdown (13 yds.), three forced fumbles, one fumble recovery and eight pass breakups, while also adding seven tackles on special teams. He posted double-figures in tackles a remarkable nine times in 16 games. In the regular season opener vs. Kansas City Mobley led the team with nine tackles (6 solo) in Denver's 19-3 victory. The game held extra significance for Mobley, as his father, Lee, watched him play in person for the first time since his sophomore year in high school (1990). Lee has been in a nursing home for seven years since suffering a stroke. The following week at Seattle (9/7) he made five tackles (3 solo) and one pass defended in Denver's 35-14 win. The next week vs. St. Louis (9/14) he recorded his first sack of the year (-4), among seven tackles (5 solo) he made on the day. In Week Three vs. Cincinnati (9/21) Mobley registered a career-high 15 tackles (11 solo) in an outstanding performance that included his second sack of the season (-3) and a pass breakup. On Monday Night Football vs. New England (10/6) he had the best all-around game of his young career, tying a personal best with 15 tackles (12 solo; career high), snaring his second career interception and returning it 13 yards for a touchdown for a 14-0 lead, causing a fumble, breaking up a pass and making a tackle on special teams in Denver's 34-13 victory. His efforts were recognized with AFC Defensive Player of the Week honors from the NFL. He wasted no time making an impact on the game, ending the Patriots game-opening drive at the Broncos' 28-yard line when he knocked the ball loose from Terry Glenn after a 19-yard reception, setting up the Broncos first touchdown. He then scored the second himself when he picked off a Drew Bledsoe pass and waltzed 13 yards into the end zone for his first pro-

fessional touchdown, igniting a fired-up Mile High Stadium crowd of 75,821. On Nov. 2 vs. Seattle he posted a team-high 13 tackles (11 solo), while also adding another on special teams in Denver's 30-27 victory. On Nov. 9 vs. Carolina he had another fine all-around day with seven tackles (3 solo), including a sack (-12), and the first fumble recovery of his career. His sack of Kerry Collins came in the first quarter, and early in the second quarter he pounced on a fumble caused by Allen Aldridge, halting a Panthers scoring threat at the Denver 10-yard line. The next Sunday at Kansas City (11/16) he posted his fifth double-figure tackle total of the season, recording 10, including a team-high eight solos in Denver's 24-22 loss. Against Oakland on Monday Night Football (11/24), Mobley had another outstanding performance in prime time, posting 10 tackles (8 solo), including his fourth sack of the year (-4), to go along with two pass breakups. He also forced a fumble by Napoleon Kaufman early in the third quarter after he chased down the speedy Kaufman from behind in the backfield, setting up a recovery by Mike Lodish at the Raiders 28. The Broncos responded with a field goal to up their lead to 24-3. The next Sunday at San Diego (11/30) he tied for the team-lead with nine tackles (6 solo), while adding a forced fumble and a pass breakup. He posted a team-high 12 tackles (5 solo) with one pass defended at Pittsburgh (12/7), and led the team again the following week at San Francisco on Monday Night Football (12/15) with 10 tackles (8 solo), while also adding one more on special teams. He closed out the regular season vs. San Diego (12/21) by posting a team-high 12 tackles (8 solo), while also adding one more on special teams. In the postseason Mobley started all four games at weakside linebacker and led the team with 24 tackles (21 solo), in addition to two passes defended and one special teams tackle. In the AFC Wild Card Playoff vs. Jacksonville (12/27) Mobley started at weakside linebacker and led the team with six tackles (4 solo). In Denver's 14-10 AFC Divisional Playoff at Kansas City (1/4/98), he led the team with seven solo tackles. In the AFC Championship Game at Pittsburgh (1/11) he posted five tackles (4 solo) with one pass defended, and also added one tackle on special teams in Denver's 24-21 victory. In Super Bowl XXXII vs. Green Bay (1/25) Mobley posted six solo tackles with one very huge pass defended in Denver's 31-24 victory. The pass breakup occurred on fourth-and-six from Denver's 31-yard line with 32 seconds remaining. Mobley stepped in front of Brett Favre's aerial that was intended for Mark Chmura and knocked it to the ground to seal Denver's first ever world championship. **1996:** Mobley turned in an outstanding rookie season, starting all 16 regular season games and the Broncos' one playoff contest at weakside linebacker. He was named to NFL All-Rookie teams selected by *Pro Football Weekly*, *Football News* and *College & Pro Football Newsweekly*, finishing fifth on the team with 93 tackles (67 solo) and 1.5 sacks (-2). Mobley also broke up four passes, intercepted another (at Minnesota, 11/24) and added four tackles on special teams. He registered a season-high 12 tackles (9 solo) at Cincinnati (9/29), including his first career sack as he dropped Bengals quarterback Jeff Blake. He also came up big at New England (11/17), leading the team with eight solo tackles to spearhead a defensive effort that limited the Patriots' rushing attack to 17 yards in a 34-8 win. At Green Bay (12/8), Mobley made seven tackles (3 solo), knocked down two passes and combined with Michael Dean Perry for the Broncos' only sack of Brett Favre. Mobley remained injury-free much of the season, missing significant time only during the San Diego game (10/6) when he strained a groin muscle in the first half. He started his first postseason game against Jacksonville (1/4/97) and came up with eight tackles (6 solo) and one pass defended. Mobley entered training camp second on the depth chart at weakside linebacker, but quickly cemented a starting position after producing a 14-tackle performance (12 solo) in the preseason opener at San Francisco (8/3). In that game, Mobley was all over the field in the second half and delivered a hit on Gino Torretta that knocked the 49ers' signal-caller out of the game. He finished the preseason with 19 tackles (16 solo), one interception and three pass break-ups.

COLLEGE: Mobley was a two-time Division II All-American (first-team 1995, second-team 1994), and was named Division II Player of the Year as a senior at Kutztown in 1995 by The Poor Man's Guide to the NFL Draft. He started all 41 games during his four-year career and made 387 tackles (198 solo), recovered eight fumbles, forced four, made eight interceptions with 22 pass deflections, registered 20 sacks (-169) and made 21 tackles-for-loss (-91). Offensively he carried the ball 12 times for 17 yards and five touchdowns, returned seven kickoffs for 226 yards (32.3) with a long of 69 yards, and returned 15 punts for 202 yards (13.5) with a long of 51 yards. In 1998 he was named to the NCAA Division II Football Team of the Quarter Century (1973-1997), joining the likes of Pro Football Hall of Famer Walter Payton and All-Pro performers Brent Jones, John Randle, Darrell Green and Greg Lloyd. Mobley was a telecommunications major.

PERSONAL: Mobley earned third-team all-state, second-team All-Suburban and first-team All-Delco honors at Chichester High school in Chester, Pa. He makes his home in Castle Rock, Colo.,

and has a daughter, Kameron Yvonne (10/17/97). John Ulysses Mobley was born October 10, 1973 in Chester, Pa.

MOBLEY'S REGULAR SEASON RECORD

Year	Club	G	S	UT	A	TT	S-Yds.	I-Yds.	PD	FF	FR	TD-Int.	TD-FR	S	Pts.
1996	Denver	16	16	67	26	93	1-5-2	1-8	4	0	0	0	0	0	0
1997	Denver	16	16	112	50	162	4-23	1-13t	8	3	1	1	0	0	6
1998	Denver	16	15	105	27	132	1-7	1-(-2)	13	2	1	0	0	0	0
CAREER TOTAL		48	47	284	103	387	6.5-32	3-19	25	5	2	1	0	0	6

ADDITIONAL STATISTICS: Returned an interception 13 yards for a touchdown vs. New England (10/6/97). Special teams tackles — 1996 (2), 1997 (7), 1998 (6), TOTAL (15).

MOBLEY'S POSTSEASON STATISTICS

Year	Club	G	S	UT	A	TT	S-Yds.	I-Yds.	PD	FF	FR	TD-Int.	TD-FR	S	Pts.
1996	Denver	1	1	6	2	8	0-0	0-0	1	0	0	0	0	0	0
1997	Denver	4	4	21	3	24	0-0	0-0	2	0	0	0	0	0	0
1998	Denver	3	3	10	4	14	1-6	0-0	2	0	1	0	0	0	0
CAREER TOTAL		8	8	37	9	46	1-6	0-0	5	0	1	0	0	0	0

ADDITIONAL STATISTICS: Special teams tackles — 1997 (1).



TOM NALEN

CENTER

6-3 • 286 • 6TH YR. • BOSTON COLLEGE

BORN: May 13, 1971 in Foxboro, Mass.

HIGH SCHOOL: Foxboro High School, Foxboro, Mass.

RESIDES: Wrentham, Mass.

ACQUIRED: Draft #7c (218th overall), 1994

PRO YEAR: 6th • YEAR WITH BRONCOS: 6th

NFL GAMES PLAYED/STARTED: 70/64 • **POSTSEASON:** 8/8

66

Tom Nalen solidified his place among the best centers in the National Football League in 1998, earning his second straight Pro Bowl berth and All-NFL honors from *USA Today*. He has been a consistent force and an anchor on a Broncos offensive line that has been at the forefront of Denver's run to back-to-back World Championships. In addition, the line helped pave the way for NFL MVP Terrell Davis, who rushed for 2,008 yards in 1998, the third-highest single-season total in league history. He has started 64 of the 70 games in which he has played — including 63 straight — and has started eight postseason contests. Nalen entered the NFL in 1994 as the Broncos' third choice in the seventh round (No. 218 overall) of the draft.

1998: Nalen — selected All-NFL by *USA Today* — started at center in all 16 games and was selected to play in the Pro Bowl for the second-straight season. He played an integral role on an outstanding offensive line that allowed just 25 sacks — the third-lowest total for a full season in franchise history, and the lowest since 1971 — while paving the way for the only the fourth 2,000-yard rusher in NFL history (Terrell Davis-2,008) and the league's second-ranked rushing attack at 154.3 yards per game. **Postseason:** Nalen started at center in all three games and helped pave the way for a rushing attack that averaged 183 yds.-per-game as Denver won Super Bowl XXXIII.

1997: Nalen started all 16 games at center and had a breakout season, being selected to his first Pro Bowl and earning second-team All-NFL honors from *College & Pro Football Newsweekly*. He provided not only youth, but also tremendous talent, to a veteran offensive line regarded among the league's best. He made his first career pass reception at Oakland (10/19), catching a John Elway pass for -1 yard after it was batted at the line of scrimmage by the Raiders' Chester McGlockton. The Broncos' offense set a team record by scoring 472 points in one season and led the NFL in total offense (367 yards per game) for the second straight year, leading the AFC for the third straight year. Nalen was part of a unit that powered Broncos running backs to 15 individual 100-yard performances over the 20-game regular and postseason slate. In the postseason Nalen started at center in all four games as part of an offensive line that dominated opponents and allowed Denver to control games with its rushing attack. The Broncos averaged 187 rushing yards per game in the postseason, and the offensive line was named NFL Offensive Player of the Week for Denver's Wild Card win over Jacksonville (12/27/97). Nalen, starting at center, playing an integral role in the offensive unit piling up club postseason records of 511 total yards and 42 points in Denver's 42-17 win over the Jaguars. The line played a key role in running back Terrell Davis earning MVP honors in the Super Bowl with 157 rushing yards and three rushing touchdowns. **1996:** Nalen started all 16 regular season games at center, playing a key role on a unit that cleared the

way for AFC rushing leader Terrell Davis (1,538 yards) and allowed just 31 sacks. He suffered a partial tear to his medial collateral ligament early in the Minnesota game (11/24) and was listed as questionable for the Seattle game (12/1) but did start. He also started Denver's lone playoff contest. The Broncos rushed for over 100 yards in a game on 10 occasions during the 1996 season, and topped the 200-yard mark on four of those occasions. Overall, the Broncos' offense was the most productive in football in 1996, averaging 361.9 yards per game. **1995:** Nalen started 15 of the Broncos' 16 games, missing only the Week Four matchup at San Diego (9/24) while recovering from arthroscopic surgery to repair a lateral meniscus tear in his left knee suffered in the Washington game (9/17). He underwent arthroscopic surgery at the Steadman-Hawkins Clinic in Vail, Colo., Sept. 18, and was expected to miss three to four weeks, but returned to his starting position at Seattle (10/1). Behind the blocking of Nalen and the rest of the offensive line, Denver was able to rush for over 100 yards in a game 11 out of 16 times during the 1995 season, and produce a 1,000-yard rusher in rookie Terrell Davis (1,117). **1994:** Nalen played in seven games for the Broncos, including a start at left guard in his first NFL appearance against the Rams (11/6). Nalen continued to make appearances on the offensive line over the remainder of the season. Nalen entered camp in July as a rookie draft choice out of Boston College, was waived just prior to the start of the regular season and then re-signed to the practice squad Sept. 6. He was signed to the active roster the week of the Rams game to start in place of an injured Jon Melander.

COLLEGE: Nalen was a three-year starter in his five seasons at Boston College, earning numerous honors that included third-team Associated Press All-America, second-team All-Big East, and first-team ECAC citations. He closed out his outstanding college career with appearances in the East-West Shrine and Senior Bowl games. In 1993 Nalen was an honorable mention All-American and All-Big East second-team pick by *The Poor Man's Guide to the NFL Draft*, starting all year and leading the way as the Eagles ranked fourth in the nation in total offense (506.4 yards per game). Nalen's blocking was a key factor in the Boston College upset win over Notre Dame in South Bend. Nalen started every game from 1991-93 after serving as the deep-snapper, backup center and then starting center for the last three games in 1990. He redshirted in '89.

PERSONAL: A native of Foxboro, Mass., Nalen lettered three times each in football and basketball and twice in track at Foxboro (Mass.) High School. He was All-Hockamack League and an all-state selection by the *Boston Globe*, *Boston Herald*, *Sun Chronicle* and *Patriot Ledger*, adding state Lineman of the Year honors as a senior. Tom led the team to a pair of Division III titles and played in the Shrine All-Star Game, serving as team captain in both football and basketball. An all-conference and team MVP in basketball, he was named to the Academic All-State team by the Massachusetts Basketball Coaches Association. Tom has his degree in accounting from Boston College and would like ultimately to become a certified public accountant. Tom likes golf, basketball and video games. He and his wife, Denise, have a daughter, Delaney, and a son, Kyle, and make their home in Wrentham, Mass. Thomas Andrew Nalen was born May 13, 1971 in Foxboro, Mass.

NALEN'S REGULAR SEASON RECORD

Year	Club	G	S
1994	Denver	7	1
1995	Denver	15	15
1996	Denver	16	16
1997	Denver	16	16
1998	Denver	16	16
CAREER TOTAL		70	64

NALEN'S POSTSEASON RECORD

Year	Club	G	S
1996	Denver	1	1
1997	Denver	4	4
1998	Denver	3	3
CAREER TOTAL		8	8

ADDITIONAL STATISTICS: Nalen caught a tipped pass from John Elway for a 1-yard loss in 1997 (at Oakland, 10/19/97).



MARCUS NASH

WIDE RECEIVER

6-3 • 195 • 2ND YR. • TENNESSEE

BORN: February 1, 1976 in Tulsa, Okla.
HIGH SCHOOL: Edmond Memorial High School, Tulsa, Okla.
RESIDES: Parker, Colo.
ACQUIRED: Draft #1 (30th overall), 1998
PRO YEAR: 2nd • YEAR WITH BRONCOS: 2nd
NFL GAMES PLAYED/STARTED: 8/0 • POSTSEASON: 3/0

82

Marcus Nash enters his second NFL season looking to build upon a rookie campaign that was largely a learning experience for the former No. 1 draft choice (No. 31 overall) out of Tennessee. Nash played in eight games and caught four passes for 76 yards (19.0) while enjoying the luxury of learning from veteran receivers Ed McCaffrey and Rod Smith. He will be looked upon to step up and seize the No. 3 receiver position and give the Broncos more productivity in that role.

1998: Nash played in eight games in his rookie season and caught four passes for 76 yards (19.0) with a long of 31. He saw his first NFL action vs. Dallas, (9/13), and then played again the following week at Oakland (9/20), before playing in six of the final eight games of the season. Nash was active but did not play at the Giants (12/13), and was declared inactive for the season's other seven games. Nash made his first NFL reception in a crucial situation in Week 3 at Oakland (9/20), hauling in a 30-yd. pass from John Elway on a 3rd-and-23 play midway through the second quarter. He caught a career-high two passes for 36 yds. on Monday Night Football at Kansas City (11/16), including the longest reception of his young career (31 yds.), as he saw increased playing time with Ed McCaffrey leaving the game early (hamstring). Nash added his fourth catch of the year (10 yds.) a week later vs. Oakland (11/22). **Postseason:** Nash saw action at wide receiver and on special teams in all three playoff games. The AFC Divisional Playoff Game vs. Miami (1/9) was his first career postseason contest.

COLLEGE: Nash was a three-year starter at Tennessee, and ranks second on the school's career receptions (177) and touchdowns (20) lists behind Joey Kent, and third in career receiving yards (2,447) behind Kent and Peerless Price. As a senior in 1997 Nash was an All-America choice by *The Poor Man's Guide to the NFL Draft* and an All-Southeastern Conference first-team selection, leading the team with school-record setting totals of 77 receptions for 1,170 yards (15.4) and 13 touchdowns. He started every game at flanker as a junior, finishing second on the team with 53 catches for 688 yards (13.0 avg.) and three touchdowns. Nash moved into the starting lineup in the fourth game of his sophomore season and finished the year with 43 receptions for 512 yards (11.9) and four touchdowns, after a freshman campaign in which he played in every game and caught five passes for 77 yards (15.4). Nash played in four bowl games: the Orange Bowl, Citrus Bowl (twice) and Gator Bowl. He was an architecture major at Tennessee.

PERSONAL: A *USA Today*, *Blue Chip Illustrated* and *Super Prep* All-America choice at Edmond Memorial High School in Tulsa, Okla., Nash also earned Gatorade Circle of Champions Oklahoma Player of the Year honors. He was an all-state, all-city and City Player of the Year selection, catching 81 passes for 1,121 yards and 10 touchdowns as a senior. His 132 catches for 1,971 yards are both school career records. Marcus DeLando Nash was born February 1, 1976 in Tulsa, Okla. He and his wife, Lorie — also a Tennessee graduate — make their home in Parker, Colo.

NASH'S REGULAR SEASON RECORD

Year	Club	RECEIVING					SCORING					2pt	Pts.
		G	S	No.	Yds.	Avg.	LG	TD	TD	TDp	TDrt		
1998	Denver	8	0	4	76	19.0	31	0	0	0	0	0	0

NASH'S POSTSEASON STATISTICS

Year	Club	RECEIVING					SCORING					2pt	Pts.
		G	S	No.	Yds.	Avg.	LG	TD	TD	TDp	TDrt		
1998	Denver	3	0	0	0	0.0	0	0	0	0	0	0	0

NASH'S SINGLE-GAME HIGHS

Most receptions — 2 at Kansas City, 11/16/98. **Most receiving yardage** — 36 at Kansas City, 11/16/98. **Longest reception** — 31 yards at Kansas City, 11/16/98. **Most receiving touchdowns** — None.



DAN NEIL

GUARD

6-2 • 281 • 3RD YR. • TEXAS

BORN: October 21, 1973 in Houston, Texas
HIGH SCHOOL: Cypress Creek High School, Cypress Creek, Tex.
RESIDES: Lone Tree, Colo.
ACQUIRED: Draft #3 (67th overall), 1997
PRO YEAR: 3rd • YEAR WITH BRONCOS: 3rd
NFL GAMES PLAYED/STARTED: 19/16 • POSTSEASON: 3/3

62

Dan Neil had a breakthrough year in just his second NFL season in 1998, starting all 16 regular season and all three postseason games for the Broncos at right guard as Denver won its second straight World Championship. He seized the starting role in preseason and never relinquished it, giving the heralded Denver offensive line a much-needed infusion of young talent. Neil and his linemates played a key role in paving the way for NFL MVP Terrell Davis, who posted the third-highest single-season rushing total in league history. A young player with strong work ethic and tenacious blocking skill, Neil figures to be a fixture along the Denver offensive line for years to come. He has played in 19 career games and started 16. Neil was selected by the Broncos in the third round (No. 67 overall) of the 1997 NFL Draft with a pick obtained in a trade with the New York Jets that allowed Denver to move up 21 places for the opportunity to select him.

1998: Neil started all 16 games at right guard. He made his first professional start in the season-opener vs. New England (9/7). Neil played an integral role on an outstanding offensive line that allowed just 25 sacks — the third-lowest total for a full season in franchise history, and the lowest since 1971 — while paving the way for only the fourth 2,000-yard rusher (Terrell Davis-2,008) in NFL history and the NFL's second-most productive rushing attack at 154.3 yards per game. **Postseason:** Neil started all three contests at right guard and helped pave the way for a rushing attack that averaged 183 yds.-per-game en route to the Broncos' second straight Super Bowl win. He made his first career postseason start in the AFC Divisional Playoff Game vs. Miami (1/9).

1997: Neil was declared inactive for 10 of the 16 games in his rookie season and played in three. He was active for the first time as a pro vs. Seattle (11/2), but did not play, and then saw his first NFL action vs. Oakland (11/24) on Monday Night Football. He played on special teams and as a reserve at guard in the fourth quarter. Neil was slowed at the start of the season by a groin injury that required surgery Aug. 27. His other game action came on special teams in both games against San Diego (11/30 and 12/21). In the postseason Neil was declared inactive for all four games. Neil was chosen by the Broncos in the third round with the 67th overall selection.

COLLEGE: One of the strongest players in school history at Texas, Neil was a consensus All-America and all-conference selection as both a junior and senior, and was a finalist for the Outland Trophy in 1996. He started every game for four years after redshirting as a freshman in '92, bringing his total to 48 straight, the school's longest streak at the time. Neil won the team Iron Man title every year he was at Texas, and in 1995 received the school's D. Harold Byrd Leadership Award. Neil was a sports management major at Texas, where he earned Athletic Director's Honor Roll accolades in 1993 and was very active in Longhorn Community Service efforts.

PERSONAL: Neil was a Parade All-America selection and earned Class 5A first-team all-state honors at Cypress Creek High School in Cypress Creek, Texas. He was rated as the state's best offensive line prospect by Max Emfinger's *Blue Chip Illustrated* and Tom Lemming's *Prep Football Report*, and one of the top line prospects in the nation by most recruiting lists. Neil was also twice named all-district and received honorable mention All-America consideration from *USA Today*. He married his high school sweetheart, Amylyn, after the 1996 Sugar Bowl on January 6, 1996. The couple has a daughter, Alexandra Lee (12/4/98), and makes its home in Lone Tree, Colo. Amylyn's uncle, Larry Cox, played defensive tackle for the Broncos from 1966-68. Daniel Neil was born October 21, 1973 in Houston, Texas.

NEIL'S REGULAR SEASON RECORD

Year	Club	G	S
1997	Denver	3	0
1998	Denver	16	16
CAREER TOTAL		19	16

NEIL'S POSTSEASON RECORD

Year	Club	G	S
1998	Denver	3	3



TITO PAUL CORNERBACK

6-0 • 195 • 5TH YR. • OHIO STATE

BORN: May 24, 1972 in Kissimmee, Fla.
HIGH SCHOOL: Osceola High School, Kissimmee, Fla.
RESIDES: Gilbert, Ariz.

ACQUIRED: Free Agent, 1998

PRO YEAR: 5th • **YEAR WITH BRONCOS:** 2nd

NFL GAMES PLAYED/STARTED: 61/12 • **POSTSEASON:** 3/0

28

Tito Paul is in his second season with the Broncos, looking to increase his contribution to Denver's defensive backfield. He was signed by the Broncos as a free agent during the offseason before the 1998 season and proved to be a capable backup and special teams player for a Denver squad that was victorious in Super Bowl XXXI. Paul, in his fifth NFL campaign, has played in 61 career games (12 starts) and made 108 total tackles (85 solo) and one interception with 13 passes defended and one fumble recovery. He entered the NFL in 1995 as a fifth-round draft choice (No. 167 overall) of the Arizona Cardinals.

1998: Paul saw action on special teams in all 16 games and posted 12 tackles, a forced fumble and a fumble recovery. The forced fumble came vs. Jacksonville (10/25), in a contest in which he posted a season-high two special teams stops, and his fumble recovery came vs. San Diego (11/8) just before halftime. He saw his first defensive action as a Bronco in the second half of the Jacksonville game, and then played on defense in each of the next seven games, finishing the year with five solo tackles and two passes defended. Paul, seeing action on defense and special teams vs. Oakland (11/22), left the game just before halftime with a deep bruise to his right thigh. He was back in action the following week at San Diego (11/29), posting a tackle on both defense and special teams. Paul recorded his first pass breakup vs. Kansas City (12/6), and his high-tackle game of the year (2 solo) came at the Giants (12/13). **Postseason:** Paul saw action on special teams in all three games and made three tackles. In the AFC Divisional Playoff Game vs. Miami (1/9) he made one tackle, and added two more in the AFC Championship Game vs. the Jets (1/17).

1997: Paul played in 15 games (five starts) — one with Arizona and other 14 with Cincinnati. He played in the season-opener for the Cardinals at Cincinnati (8/31), recording two tackles (1 solo) and one special teams stop. He was then waived Sept. 2 and signed by the Bengals one week later (9/9). With the Bengals Paul tallied 48 tackles (42 solo), six pass breakups, three special teams stops and recovered one fumble. His fumble recovery came at the end of the Bengals' 31-26 win over Jacksonville (11/23), and helped to secure the victory. He led the team with seven tackles (six solo) vs. San Diego (11/2) and also had two passes defended. He had a season-high nine tackles (8 solo) at the Giants (10/26) and added eight stops (7 solo) at Indianapolis (11/9). He was released by the Bengals April 20, 1998. **1996:** Paul played in every game for the Cardinals and made three starts, recording 31 tackles (18 solo) and four pass breakups, in addition to seven special teams stops. He posted seven tackles (3 solo) and a pass breakup at Philadelphia (12/22) and had a six-tackle, one-pass breakup effort in a victory over the Giants (11/17). **1995:** Paul played in 14 games (four starts) as a rookie with the Cardinals, recording 22 tackles (13 solo), one pass breakup and one interception, as well as four special teams tackles. The pickoff came vs. Seattle (10/29) in a 20-14 overtime victory. He made his first NFL start against the Broncos at Mile High Stadium (11/5), replacing an injured Brent Alexander, and made six tackles in a 38-6 loss. Paul was a fifth-round pick (167th overall) of the Cardinals in 1995 out of Ohio State.

COLLEGE: Paul played his college ball at Ohio State, where he earned a starting role as a senior in 1994 and responded with 56 tackles (four for loss), one sack and five pass breakups. He had 103 tackles, three blocked punts and recovered two others for scores in his career. Two of those blocks came in one game as a sophomore against Northwestern. He majored in economics.

PERSONAL: Paul was an all-state selection at Osceola High School in Kissimmee, Fla. His cousin, Markus, played football at Syracuse and in the NFL with Chicago and Tampa Bay. Paul was born May 24, 1972 in Kissimmee, Fla. He resides in Gilbert, Ariz.

PAUL'S REGULAR SEASON RECORD

Year	Club	G	S	UT	A	TT	S-Yds.	I-Yds.	PD	FF	FR	TD-Int.	TD-FR	S	Pts.
1995	Arizona	14	4	19	3	22	0-0	1-4	1	0	0	0	0	0	0
1996	Arizona	16	3	18	13	31	0-0	0-0	4	0	0	0	0	0	0
1997	Arizona	1	0	1	1	2	0-0	0-0	0	0	0	0	0	0	0
	Cincinnati	14	5	42	6	48	0-0	0-0	6	0	1	0	0	0	0
1998	Denver	16	0	5	0	5	0-0	0-0	2	0	0	0	0	0	0
CAREER TOTAL		61	12	85	23	108	0-0	1-4	13	0	1	0	0	0	0

ADDITIONAL STATISTICS: Special Teams Tackles — 1995 (4), 1996 (7), 1997 (4), 1998 (12), TOTAL (27).

PAUL'S POSTSEASON RECORD

Year	Club	G	S	UT	A	TT	S-Yds.	I-Yds.	PD	FF	FR	TD-Int.	TD-FR	S	Pts.
1998	Denver	3	0	0	0	0	0-0	0-0	0	0	0	0	0	0	0
CAREER TOTAL		3	0	0	0	0	0-0	0-0	0	0	0	0	0	0	0

ADDITIONAL STATISTICS: Special Teams Tackles — 1998 (3).



TREVOR PRYCE DEF. TACKLE

6-5 • 295 • 3RD YR. • CLEMSON

BORN: August 3, 1975 in Brooklyn, N.Y.
HIGH SCHOOL: Lake Howell High School, Casselberry, Fla.
RESIDES: Aurora, Colo.

ACQUIRED: Draft #1 (28th overall), 1997

PRO YEAR: 3rd • **YEAR WITH BRONCOS:** 3rd

NFL GAMES PLAYED/STARTED: 24/18 • **POSTSEASON:** 7/2

93

Trevor Pryce came into his own with a breakout season in 1998, and seeks to further bolster his position as one of the game's most promising young defensive stars now in his third season. As a first-year starter last year, Pryce led all Denver defensive linemen in tackles (59) and tied for the team lead in sacks (8.5), pairing with Keith Traylor to give the Broncos as imposing a pair of defensive tackles as any team in the NFL. The Broncos' 1997 first-round draft choice (No. 15 overall), Pryce has now played 24 games (18 starts) and made 87 tackles (68 solo), including 10.5 sacks (-66), as well as one interception and a blocked field goal. He has also played in seven postseason games (2 starts) and added six tackles (2 solo), including one sack.

1998: Pryce started at right defensive tackle in 15 of the 16 games and ranked seventh on the team — No. 1 among defensive linemen — with 59 tackles (48 solo), including a career-high 8.5 sacks (-56.5) to tie for the team lead and tie for 10th in the AFC. He played but did not start at Seattle (10/11) because the Seahawks opened the game in a three-wide receiver alignment. Pryce's first sack came in Week 3 at Oakland (9/20) on the Raiders' Jeff George (-7), and his second came two weeks later vs. Philadelphia (10/4) when he dropped Bobby Hoving for a 4-yd. loss. He posted his third (-7) a week later at Seattle (10/11) on John Friesz in the fourth quarter, and followed that with his first career two-sack game vs. Jacksonville (10/25), dropping Mark Brunell for 17 yds. in losses. He ran his sack total to six at Kansas City (11/16) on Monday Night Football, dropping Rich Gannon for a 10-yd. loss midway through the 4th qtr. on a 4th-and-9 play from the Broncos' 10-yd. line, and added his seventh the next week on Oakland's Donald Hollis (11/22). He combined with Maa Tanuvasa to sack Giants QB Kent Graham (-11) in the 2nd qtr. at New York (12/13) to raise his total to 7.5, and finished the year with a 4-yd. sack of Seattle's Jon Kitna in the season-finale (12/27). Pryce recorded his first career interception at Washington (9/27), picking off a Trent Green pass in Broncos territory to thwart a Redskins drive just before halftime. His first career blocked field goal came early in the second quarter of the season-opener vs. New England (9/7) when he penetrated the Patriots' line to thwart a 37-yd. attempt by Adam Vinatieri, making the recovery as well, to set up Denver for a drive that would result in a touchdown and a 17-0 lead. Pryce recorded a career-high eight tackles (6 solo) at Cincinnati. Preseason: Pryce started all four games at right defensive tackle and recorded eight tackles (5 solo), in his first preseason as a full-time starter. **Postseason:** Pryce saw action at defensive tackle in all three postseason games and started two, making four tackles (1 solo). In the AFC Divisional Playoff Game vs. Miami (1/9) he did not start as the Broncos opened the game in their nickel formation. He did see starter's playing time, however, and made two assisted tackles. He posted one solo tackle in the AFC Championship Game vs. the Jets (1/17) and added one assisted tackle in Super Bowl XXXIII vs. Atlanta (1/31), starting both contests, as Denver repeated as Super Bowl champions.

1997: Pryce played in the final eight games of the season and started three (at San Diego, 11/30; at Pittsburgh, 12/7 and vs. San Diego, 12/21) at right defensive tackle in place of Maa Tanuvasa (ankle). He was declared inactive for the first eight games. For the season he posted 28 tackles (20 solo), including two sacks (-9.5), as he notched a half a sack in each of his first two NFL appearances (Seattle, 11/2 and Carolina, 11/9), and his first solo vs. San Diego (12/21). He split the two sacks with Tyrone Braxton and Mike Lodish, respectively. Pryce saw his first professional action vs. Seattle (11/2) and responded with two tackles, including half a sack (-0.5). He made his first NFL start at San Diego (11/30) and performed well with three solo tackles. Pryce started his second straight contest at Pittsburgh (12/7). His high-tackle games on the season came vs.

Oakland (11/24) and at San Francisco (12/15), posting seven stops (5 solo) in each. In the post-season Pryce played in all four games as a reserve defensive tackle and recorded two tackles (1 solo), including a sack of Jacksonville quarterback Mark Brunell in the Wild Card game (12/27/97) and an assisted tackle at Pittsburgh (1/11) in the AFC Championship Game.

COLLEGE: Pryce played one season (1996) at defensive end for Clemson, starting all 11 games and earning first-team All-Atlantic Coast Conference honors, after transferring from Michigan where he played linebacker in 1993-94 (20 games/8 starts). He sat out the 1995 season due to NCAA transfer rules. Pryce finished his collegiate career with 118 tackles (72 solo), including 11.5 sacks (-105 yards) and 24 tackles for loss (-127), as well as 31 quarterback pressures, three forced fumbles, three fumble recoveries and two passes defended. He was a communications major.

PERSONAL: Pryce was a consensus All-American and the top-rated defensive line prospect in the country by *The Sporting News* at Lake Howell High School in Casselberry, Fla. He earned All-Central Florida, all-conference and all-district accolades, and also excelled in track, finishing second in the district finals in the 110-meter high hurdles (15.0). He was born Aug. 3, 1975 in Brooklyn, N.Y. Trevor is single and resides in Aurora, Colo.

PRYCE'S REGULAR SEASON RECORD

Year	Club	G	S	UT	A	TT	S-Yds.	I-Yds.	PD	FF	FR	TD-Int.	TD-FR	S	Pts.
1997	Denver	8	3	20	8	28	2-9.5	0-0	0	0	0	0	0	0	0
1998	Denver	16	15	48	11	59	8.5-56.5	1-1	0	0	0	0	0	0	0
CAREER TOTALS		24	18	68	19	87	10.5-66	1-1	0	0	0	0	0	0	0

ADDITIONAL STATISTICS: Blocked a 37-yard field-goal attempt, 1998 (Adam Vinatieri, vs. New England, 9/7/98)

PRYCE'S POSTSEASON RECORD

Year	Club	G	S	UT	A	TT	S-Yds.	I-Yds.	PD	FF	FR	TD-Int.	TD-FR	S	Pts.
1997	Denver	4	0	1	1	2	1-0	0-0	0	0	0	0	0	0	0
1998	Denver	3	2	1	3	4	0-0	0-0	0	0	0	0	0	0	0
CAREER TOTALS		7	2	2	4	6	1-0	0-0	0	0	0	0	0	0	0

CARL REEVES DEFENSIVE END

6-4 • 270 • 5TH YR. • NORTH CAROLINA STATE

BORN: December 17, 1971 in Durham, N.C.
HIGH SCHOOL: Northern Durham High School, Durham, N.C.
RESIDES: Knightdale, N.C.
ACQUIRED: Unrestricted Free Agent (Chicago), 1999
PRO YEAR: 5th • **YEAR WITH BRONCOS:** 1st
NFL GAMES PLAYED/STARTED: 31/10



Carl Reeves will vie for a backup role along the Broncos' talented defensive front in 1999, utilizing his big frame and tenacity. He is a veteran of four NFL seasons in Chicago, where he played in 31 games and started 10. He has 68 career tackles (31 solo), including 1.5 sacks, to go along with one forced fumble and a fumble recovery.

1998: Reeves played in 11 games for the Bears, posting 11 tackles (6 solo), including one sack.

1997: All of Reeves' 10 career starts came in 1997 when he replaced the injured Alonzo Spellman at right defensive end, and produced his best seasonal numbers, with 52 tackles (24 solo), 0.5 sacks and a fumble recovery. His fumble recovery at Miami (10/27) led to the game-winning field goal. He had a career-high eight stops (four solo) vs. Tampa Bay (11/23). **1996:** Reeves finished with five tackles in five games and also forced a fumble against Green Bay (10/6). His first NFL tackle came against Detroit (9/22). **1995:** Reeves suffered severe dehydration during training camp with the Bears and was placed on injured reserve Aug. 22. He was drafted by Chicago in the sixth round (No. 198 overall).

COLLEGE: Reeves played collegiately at North Carolina State, where he finished his career ranked second on the school's career sack list (22.5) and tops in tackles for loss (45), among 205 tackles in his 37-game career. He was named second-team All-Atlantic Coast Conference and team MVP as a senior, racking up 14 tackles for loss (fifth in ACC) and six sacks (sixth) among 77 total tackles, with nine QB pressures. Reeves was a business management major at N.C. State.

PERSONAL: A native of Durham, N.C., Reeves was an all-state defensive lineman at Northern Durham High School after registering 17 sacks and leading the team to a 12-1 mark as a senior. Carl Donmark Reeves was born Dec. 17, 1971 in Durham. He and his wife, Iris, have a daughter, Deja, and the family makes its home in Knightdale, N.C.

REEVES' REGULAR SEASON RECORD

Year	Club	G	S	UT	A	TT	S-Yds.	I-Yds.	PD	FF	FR	TD-Int.	TD-FR	S	Pts.
1995	Chicago														
1996	Chicago	5	0	1	4	5	0-0	0-0	0	0	1	0	0	0	0
1997	Chicago	15	10	24	28	52	0.5-1.5	0-0	0	1	0	0	0	0	0
1998	Chicago	11	0	6	5	11	1-1	0-0	0	0	0	0	0	0	0
CAREER TOTAL		31	10	31	37	68	1.5-2.5	0-0	0	1	1	0	0	0	0



BILL ROMANOWSKI LINEBACKER

6-4 • 245 • 12TH YR. • BOSTON COLLEGE

BORN: April 2, 1966 in Vernon, Conn.
HIGH SCHOOL: Rockville High School, Vernon, Conn.
RESIDES: Littleton, Colo.
ACQUIRED: Unrestricted Free Agent (Philadelphia), 1996
PRO YEAR: 12th • **YEAR WITH BRONCOS:** 4th
NFL GAMES PLAYED/STARTED: 176/155 • **POSTSEASON:** 22/16

53

Bill Romanowski seems to get better with age, as he continues to play at the top of his game in his 12th NFL season. His stellar play in 1998 was a key ingredient in Denver winning its second straight World Championship, which marked the second time Romanowski had accomplished a repeat in his career. He was a member of San Francisco's victorious Super Bowl XXIII and XXIV teams, giving him four Super Bowl rings in his career. Romanowski is one of just three players to win back-to-back Super Bowls with two different organizations, joining Marv Fleming (Green Bay, SBI and SBII; Miami, SBVII and SBVIII) and Charles Haley (San Francisco, SBXXIII and SBXXIV; Dallas, SBXXVII and SBXXVIII), and one of just 20 to win back-to-back twice in their careers. Romanowski also holds the distinction of being one of only 30 players to win a Super Bowl ring with two different teams (also San Francisco, 1988-89), and is one of just 13 to win one in each conference. Romanowski is also one of the most durable athletes in the sport, having never missed a game due to injury during his 11 seasons in the league (176 games), which includes 64 consecutive starts (155 overall). He has compiled 1,009 tackles (746 solo), including 23 sacks (-159.5), with 12 interceptions (63 yds.), 51 passes defended, 13 forced fumbles and 15 fumble recoveries. He has played in 22 postseason games and started 16, including four Super Bowls (all victories) and seven conference championship games, among nine total playoff appearances. (6 NFC/3 AFC). His postseason numbers include 100 tackles (83 solo), including two sacks (-15), with two interceptions and seven passes defended. Romanowski was voted to his first Pro Bowl in 1996, and duplicated that feat in 1998. The consummate winner, Romanowski's teams have won 73% of their regular season games in his 11-year career, posting a record of 128-48 (72-24, 75%, with San Francisco; 17-15, 53%, with Philadelphia; and 39-9, 81% with Denver). In the postseason, his teams have won 77% of their games, with a 17-5 record (9-3, 75% with San Francisco; 1-1, 50% with Philadelphia; and 7-1, 88% with Denver). Romanowski was chosen in the third round (80th overall) of the 1988 draft by San Francisco, following an outstanding career at Boston College.

1998: Romanowski — selected to play in the Pro Bowl for the second time in his 11-year career — started at strongside linebacker in all 16 games and was outstanding, ranking third on the team with 95 tackles (71 solo), including a career-best 7.5 sacks (-56.5), as well as two interceptions, nine passes defended, three forced fumbles and three fumble recoveries. He had a fine outing in Week 1 vs. New England (9/7) with a season-high 12 tackles (9 solo), including a career-high two sacks (-22), as well as a forced fumble. His first sack came midway through the first quarter with the Patriots operating from their own 10-yard line, and the second came on the opening play of the fourth quarter. Romanowski followed that with a brilliant all-around performance at Oakland (9/20), which included his first interception of the season (and first since last year's game at Oakland, 10/19/97), as well as his third sack, which came on a 1st-and-goal play from the Broncos' 10-yd. line, disrupting a drive that eventually ended in a Raiders field goal. Romanowski's fourth sack came in Week Four at Washington (9/27), dropping Trent Green for a 2-yd. loss. He missed the second half vs. Philadelphia (10/4) because of a groin strain initially suffered a week earlier at Washington, and finished with just one assisted tackle. He reached 5.5 sacks for the year with 1.5 (-11.5) against Jacksonville QB Mark Brunell (10/25) in Week 8. The next week at Cincinnati (11/1), Romanowski pounced on a Corey Dillon fumble (forced by John Mobley) at the Broncos' 3-yd. line to squelch a potential Bengals' scoring drive. A week later vs. San Diego (11/8) Romanowski again played a role in an opponent turnover near the goal line, this time forcing a



Natrone Means fumble at the Denver 2-yd. line that was recovered by Maa Tanuvasa at the 3 late in the 4th qtr. Romanowski's next sack came vs. Oakland (11/22) when he pinned Donald Hollas for an 8-yd. loss midway through the 1st qtr., and he extended his career-high total to 7.5 vs. Kansas City (12/6) with a 2-yd. sack of the Chiefs' Rich Gannon. At New York (12/13) Romanowski recovered a fumble in the 4th qtr., forced by Tyrone Braxton, and a week later at Miami (12/21) added his third recovery of the year early in the 2nd qtr. to set up Denver's first TD drive of the night. **Postseason:** Romanowski started at strongside linebacker in all three contests and posted a team-leading 22 tackles (15 solo), including a sack (-7), as well two passes defended, an interception, a forced fumble and a fumble recovery. In the AFC Divisional Playoff Game vs. Miami (1/9) he posted six tackles (3 solo), as well as a pass defended and his second career postseason interception. Romanowski's pickoff of Dan Marino came in the 3rd qtr., and was his first in the post-season since his rookie year of 1988 with San Francisco. He added a team-leading 11 tackles (8 solo) in the AFC Championship Game vs. the Jets (1/17), to go along with his first career post-season forced fumble and fumble recovery. He stripped the ball from Keith Byars in the early-going of the second quarter, leading to a recovery by John Mobley, and was the beneficiary of a forced fumble by Steve Atwater early in the 4th qtr, pouncing on the loose ball to halt a Jets drive at the Broncos' 28-yd. line. Romanowski had another solid game in Super Bowl XXXIII vs. Atlanta (1/31), posting five tackles (4 solo), including a 7-yd. sack of Chris Chandler, and a pass defended as he earned his fourth Super Bowl ring (2 with San Fran., 2 with Denver) and became one of just three players in league history to enjoy repeat Super Bowl wins with two different organizations. The sack came in a crucial situation in the 1st qtr., as Atlanta faced a 3rd-and-goal at the Denver 8-yd. line on the opening drive of the game. The Falcons were forced to settle for a field goal and did not reach the end zone until the 4th qtr. when the game was virtually out of reach.

1997: Romanowski started all 16 games at strongside linebacker and ranked second on the team with 117 tackles (77 solo), including two sacks for 18 yards lost (at Atlanta, 9/28 and vs. Cincinnati 9/21), and also posted one interception, two passes defended and two forced fumbles. He posted his first of three double-figure tackle performances vs. St. Louis (9/21) with 12 stops (5 solo). His others came at Buffalo (10/26), with a season-high 15 (9 solo), and at San Francisco (12/15) with 15 again on Monday Night Football. His first sack of the season came vs. Cincinnati (9/14) in a 38-28 Broncos win, and his second came two weeks later at Atlanta (9/28). His interception came at Oakland (10/19). Romanowski was named a defensive team captain at mid-season, joining Steve Atwater. In the postseason Romanowski started all four games at strongside linebacker and joined a list of just 30 NFL players who have won a Super Bowl with more than one team (San Francisco, SB XXIII, SB XXIV), and one of just 13 to win one in each conference. In the postseason he recorded 18 tackles (15 solo) with one pass defended. In the AFC Wild Card Playoff vs. Jacksonville (12/27) he posted four tackles (3 solo) and then the next week in Denver's AFC Divisional Playoff Game at Kansas City (1/4/98) he posted five more solo tackles in Denver's 14-10 win. In the AFC Championship Game at Pittsburgh (1/11) Romanowski posted four tackles (3 solo) in Denver's 24-21 triumph. He posted five tackles (4 solo) with one pass defended in Denver's 31-24 defeat of Green Bay in Super Bowl XXXII (1/25/98). **1996:** Romanowski started all 16 games at strongside linebacker and made a tremendous impact on the Broncos' defensive unit, earning his first trip to the Pro Bowl, second-team All-Pro honors from *College & Pro Football Newsweekly* and second-team All-AFC kudos from UPI. His veteran leadership elevated the play of the entire defense to reach a No. 4 ranking in the league, as he led the team with 128 tackles (94 solo), three sacks (-10), three interceptions, three fumble recoveries and 12 passes defended. Romanowski's three sacks tied his previous best ('93) while his three interceptions established a new career high. Romanowski had a sack in his debut in a Broncos uniform vs. the Jets (9/1), one of nine stops (8 solo) he made in Denver's 31-6 win. The first two of his three fumble recoveries on the season and his first interception all came at Seattle (9/8) in a 30-20 Broncos win. Two weeks later at Kansas City (9/22) he came up big again, snaring his second interception of the season, and eighth of his career, while also leading the team with 12 tackles (9 solo). Versus San Diego (10/6) he led the team with 11 tackles (9 solo) in a spirited performance that sparked the Broncos' defense to a second-half shutout en route to a 28-17 win. The following week vs. Baltimore (10/20) Romanowski made a team-high 10 tackles (8 solo), including a half a sack (-4) on which he combined with Jumpy Geathers to drop Ravens quarterback Vinny Testaverde in the fourth quarter. He followed that performance with 10 tackles (7 solo) and two passes defended in Denver's 34-7 rout of Kansas City (10/27), then made 11 tackles (8 solo), one sack (-5) and one pass defended at Oakland on Monday Night Football as the Broncos prevailed over the Raiders 22-21. Three weeks later at Minnesota (11/24) Romanowski finished with 10 tackles (9 solo) and one pass breakup in Denver's 21-17 win. His career-best third interception of the season came in



the season-finale at San Diego (12/22). Romanowski started at strongside linebacker and made two solo tackles in Denver's AFC Divisional Playoff vs. Jacksonville (1/4/97). He signed with the Broncos Feb. 23, 1996, the first free agent signed by the franchise in '96. **1995:** Romanowski started all 16 games at left linebacker for the Eagles, finishing second on the team in tackles with 127 (77 solo), and adding two interceptions and one sack. He put together three straight 10-tackle outings against the Giants, at Washington and at Seattle in Weeks 11-13. In Week 14 against Dallas, Romanowski had an outstanding afternoon, recording a season-high 15 tackles and one pass defended. He made the biggest play of the game when he put a huge hit on Cowboy's running back Emmitt Smith to stuff him at the line of scrimmage on the Cowboy's 29-yard line on a fourth-and-inches play with the game tied at 17. That stop allowed Gary Anderson to kick a 42-yard game-winning field goal and gave the Eagles a 20-17 victory. He recorded nine stops (six solo) and forced a critical fumble by Arizona's Garrison Hearst in Week 15. Romanowski had an amazing season-finale at Chicago, registering a mind-boggling 24 tackles (17 solo) and intercepting a pass as well as recovering a fumble. On Dec. 30 in an NFC Wild Card Game vs. Detroit, Romanowski had one tackle in Philadelphia's 58-37 victory. He did not see much action because the Eagles played primarily in a nickel defense with a substantial lead. The following week in an NFC Divisional Playoff Game at Dallas, Romanowski had 11 tackles (10 solo). **1994:** Romanowski was acquired by the Eagles on draft day '94 from the 49ers when the Eagles traded their third- and sixth-round choices to San Francisco. He started 15 games at left linebacker, a spot that was previously occupied by perennial All-Pro Seth Joyner. "Romo" finished fifth on the team with 96 tackles, including 2.5 sacks. He started 72 consecutive regular season games until the Eagles started their Oct. 24 game against Houston with five defensive backs. He also had two interceptions on the season. **1993:** Romanowski had his finest season as a pro, leading the 49ers in tackles for the third time in four years with a career-high 105 stops (82 solo), including three sacks. He led the team in tackles eight times, including 15 stops and a forced fumble against Cincinnati (12/5). In two playoff games he totalled 11 tackles (10 solo). **1992:** Romanowski started all 16 games for San Francisco, leading the team in tackles with 80 (65 solo). He started 14 games at outside linebacker and two at inside linebacker. Romanowski also had three special teams tackles on the season. In two playoff games, he had seven tackles (six solo) and one sack. **1991:** Romanowski started all 16 games and finished the year with 76 tackles (67 solo), one sack, one interception and two fumble recoveries. He posted a then-career-high 10 tackles at the L.A. Rams (11/25). **1990:** Romanowski started all 16 games for San Francisco and finished as the team leader in tackles with 79 (68 solo), leading the team in tackles six times. In two playoff games he had 12 stops (11 solo) and three special teams tackles. He had his best game of the year in the NFC Championship Game vs. the New York Giants, when he registered a team-high eight stops. **1989:** Romanowski played in all 16 games, and made four starts. He had 53 stops on the year (47 solo), two fumble recoveries and one interception. He also had eight special teams stops. In three playoff games he had 12 stops (ten solo) and six special teams tackles as the 49ers won their second consecutive Super Bowl title, this one over the Broncos 55-10. **1988:** Romanowski played in all 16 games, starting eight of them, including his first professional game at New Orleans, in which he earned a game ball for his efforts. He finished the season with 53 tackles (38 solo), three forced fumbles and seven special teams tackles. In three playoff games he had four solo stops and one interception, which came in Super Bowl XXIII against Cincinnati off of Boomer Esiason, as the 49ers went on to defeat the Bengals 20-16. Romanowski was a third-round pick (80th overall) by the 49ers out of Boston College.

COLLEGE: Romanowski was among the finalists for the Butkus Award as a senior in 1987 at Boston College, given annually to the top linebacker in the nation, as he led the Golden Eagles with 156 tackles. He was the Defensive MVP of the 1985 Cotton Bowl against Houston with 13 tackles, as he and QB Doug Flutie helped lead the Eagles to a 45-28 victory and a final ranking of No. 4 in the national polls. He had at least seven tackles in every game of the 1986 season as a junior, and intercepted four passes for 44 yards. He also registered a team-high 150 tackles as a sophomore in 1985. Romanowski earned a bachelor's degree in general management from Boston College.

PERSONAL: Romanowski resides in Littleton, Colo., with his wife Julie, son Dalton James (3/15/94) and daughter Alexandra (4/4/97). In addition to playing football, he lettered twice in basketball and was a standout on the baseball squad at Rockville High School in Vernon, Conn. He was the No. 2-rated linebacker in the state as a senior. In 1994 he donated \$100 for each of his 96 tackles to The Caring Foundation of the Blue Cross and Blue Shield. William Thomas Romanowski was born April 2, 1966 in Vernon, Conn.

ROMANOWSKI'S REGULAR SEASON RECORD

Year	Club	G	S	UT	A	TT	S-Yds.	I-Yds.	PD	FF	FR	TD-Int.	TD-FR	S	Pts.
1988	San Fran.	16	8	38	15	53	0-0	0-0	1	3	1	0	0	0	0
1989	San Fran.	16	4	47	6	53	1-8	1-13	2	1	2	0	0	0	0
1990	San Fran.	16	16	68	11	79	1-9	0-0	1	0	0	0	0	0	0
1991	San Fran.	16	16	67	9	76	1-5	1-7	5	0	2	0	0	0	0
1992	San Fran.	16	16	65	15	80	1-9	0-0	5	1	1	0	0	0	0
1993	San Fran.	16	16	82	23	105	3-22	0-0	2	2	1	0	0	0	0
1994	Phila.	16	15	60	36	96	2.5-16	2-8	5	0	1	0	0	0	0
1995	Phila.	16	16	77	50	127	1-6	2-5	7	1	1	0	0	0	0
1996	Denver	16	16	94	34	128	3-10	3-1	12	0	3	0	0	0	0
1997	Denver	16	16	77	40	117	2-18	1-7	2	2	0	0	0	0	0
1998	Denver	16	16	71	24	95	7.5-56.5	2-22	9	3	3	0	0	0	0
CAREER TOTAL		176	155	746	263	1,009	23-159.5	12-63	51	13	15	0	0	0	0

ADDITIONAL STATISTICS: Special teams tackles — 1988 (7), 1989 (8), 1990 (4), 1991 (1), 1992 (3), 1993 (1), Total (24). Returned one punt for 0 yards, 1989.

ROMANOWSKI'S POSTSEASON RECORD

Year	Club	G	S	UT	A	TT	S-Yds.	I-Yds.	PD	FF	FR	TD-Int.	TD-FR	S	Pts.
1988	San Fran.	3	0	4	0	4	0-0	1-0	1	0	0	0	0	0	0
1989	San Fran.	3	0	10	2	12	0-0	0-0	0	0	0	0	0	0	0
1990	San Fran.	2	2	11	1	12	0-0	0-0	1	0	0	0	0	0	0
1992	San Fran.	2	2	6	1	7	0-0	0-0	1	0	0	0	0	0	0
1993	San Fran.	2	2	10	1	11	1-8	0-0	1	0	0	0	0	0	0
1995	Phila.	2	2	10	2	12	0-0	0-0	0	0	0	0	0	0	0
1996	Denver	1	1	2	0	2	0-0	0-0	0	0	0	0	0	0	0
1997	Denver	4	4	15	3	18	0-0	0-0	1	0	0	0	0	0	0
1998	Denver	3	3	15	7	22	1-7	1-0	2	1	1	0	0	0	0
PLAYOFF TOTAL		22	16	83	17	100	2-15	2-0	7	1	1	0	0	0	0

ROMANOWSKI'S SINGLE-GAME HIGHS

Most total tackles — 24 at Chicago, 12/24/95. **Most solo tackles** — 17 at Chicago, 12/24/95. **Most interceptions** — 1 (12 times, most recently at Kansas City, 11/16/98). **Longest interception return** — 13 yards vs. Buffalo, 12/17/89.



TOM ROUEN

PUNTER

6-3 • 225 • 7TH YR. • COLORADO

BORN: June 9, 1968 in Hinsdale, Ill.
HIGH SCHOOL: Heritage High School, Littleton, Colo.
RESIDES: Littleton, Colo.

ACQUIRED: Free Agent, 1993

PRO YEAR: 7th • **YEAR WITH BRONCOS:** 7th

NFL GAMES PLAYED/STARTED: 96/0 • **POSTSEASON:** 9/0

16

Tom Rouen posted the best yards-per-punt average of his six-year career in 1998, with a franchise-record average of 46.9, playing a key role in Denver's repeat as Super Bowl champion. He has also been impeccable as Jason Elam's holder on field goals and extra point attempts for six seasons. Rouen has played in 96 career games since signing with the Broncos as a free agent in 1993, and ranks second on the Broncos all-time list for punts (386). He ranks third in career punting average (43.7) and owns the third-longest punt in team history (76 yds. at Oakland, 9/20/98). Rouen has also played in nine post-season games, and ranks second on that list, as well, with 36 career punts.

1998: Rouen averaged a career-best and franchise-record 46.9 yards on 66 punts (3,097 yds.) with a net average of 37.6, 10 touchbacks and 14 punts placed inside the 20-yd. line, and had one punt blocked (William Thomas, Phila., 10/4) for a safety. He also had one special teams tackle. Rouen ranked second in the NFL in punting average, and ranked fourth in the AFC (7th NFL) in net average. His longest punt (76 yds. at Oak., 9/20) established a new career best and ranked as the third-longest punt in Broncos history, while also standing as the longest in the NFL in 1998. He also had a 71-yarder vs. Phila. (10/4). In that contest vs. the Eagles, Rouen attempted an extra-point in the third quarter because on an injury to Jason Elam, but missed wide left. Rouen played a crucial role in a history-making play Oct. 25 at Mile High Stadium vs. Jacksonville, providing the placement for Jason Elam's NFL-record-tying 63-yd. field goal in the closing seconds of the first half. **Postseason:** Rouen averaged 44.9 yards on 10 punts (449 yds.) and had one attempt blocked, for a net average of 34.1, playing all three postseason contests. He also bobbled one snap and fumbled the ball, falling on it for a rushing attempt of -9 yds. In the AFC Divisional Playoff Game vs. Miami (1/9) he averaged 48.5 yards on two punts (97 yds.) and posted a net average of

33. The 48.5 punting average represented a franchise single-game best for the postseason. A week later in the AFC Championship Game vs. the Jets (1/17), Rouen tied a franchise postseason record with seven punts (Mike Horan vs. Wash., Super Bowl XXII, 1/31/88) and averaged 45.3 yds.-per-punt, but had one attempt blocked, lowering his net average to 34.3 for the game. Early in the 3rd qtr. New York's Blake Spence burst through the Denver line to block the punt and Fred Baxter recovered at the Broncos' 1-yd. line, placing the Jets in position for the touchdown that put them ahead 10-0. Rouen also recorded the longest punt of his postseason career during the Jets game, with a 59-yard boot, and posted a special teams tackle. Rouen's only punt in Super Bowl XXXIII vs. Atlanta (1/31) went for 35 yds., and was downed inside the Falcons' 20-yd. line.

1997: Rouen averaged 43.3 yards on 60 punts with a net of 38.1, ranking fourth in the AFC (5th NFL). His 43.3-yard average ranked sixth in the AFC (10th NFL). Rouen placed 22 punts inside the 20-yard line and recorded just four touchbacks, with a long of 57 (at Pitt., 12/7). He tied a career-high with eight punts at Buffalo (10/26), matching his previous high set at the Raiders in 1994 (12/11). Rouen closed the regular season on a high note, averaging 48.5 yards (net of 43.8) on four punts with a long of 54 yards at San Francisco (12/15), including three placed inside the 20-yard line, and followed that with a 53-yard average on two punts vs. San Diego (12/21), with a long of 56. In the postseason Rouen averaged 36.4 yards with a long of 53 yards on 17 punts, and placed six punts inside the 20-yard line with just one touchback. He had one attempt blocked, and posted a net average of 31.4 yards. In the AFC Wild Card Playoff vs. Jacksonville (12/27), Rouen averaged 49.5 yards on two punts with a long of 53 (his postseason best), and placed one punt inside the 20-yard line. His third punting attempt of the day was blocked by the Jaguars' Travis Davis and returned 29 yards for a touchdown to cut the Broncos' lead to 21-17 in the third quarter. In Denver's 14-10 AFC Divisional Playoff win at Kansas City (1/4/98), he averaged 36.2 yards on six punts with a long of 51. He placed two inside the 20-yard line and recorded one touchback, while posting a net average of 34.5. In the AFC Championship Game at Pittsburgh (1/11), he averaged 31.4 yards on five punts, and placed one inside the 20-yard line. He closed out the post-season in Super Bowl XXXII vs. Green Bay (1/25/98) by averaging 36.5 yards with a long of 47 yards on four punts, and placed two punts inside the 20-yard line. **1996:** Rouen averaged 41.8 yards on 65 punts with a net of 36.2 yards during the regular season, ranking among the top punters in the AFC in the latter category. He had five touchbacks and placed 16 punts inside the 20, with a long of 57 (vs. Tampa Bay, 9/15). Rouen had a 56-yarder against Chicago (11/10), and played a huge role in Denver's 28-17 win vs. San Diego (10/6). He placed two of his five punts inside the Charger 20-yard line to help the Broncos gain the vital field position they needed to overcome a 17-0 first-half deficit. In Denver's AFC Divisional Playoff vs. Jacksonville (1/4/97) Rouen averaged 42.6 yards on five punts with a long of 52. He placed three punts inside the 20 and had one touchback. **1995:** Rouen averaged 42.2 yards on 52 punts, with a net of 37.6. He placed 22 punts inside the opponent's 20-yard line with just three touchbacks, fewest in the NFL. His 42.2-yard average ranked eighth in the AFC (tied for 15th NFL), while his net average of 37.6 was third in the AFC (5th NFL). At San Diego (9/24), Rouen punted five times for 199 yards (39.8) and put three inside the 20-yard line with no touchbacks. Two weeks later at New England (10/8), Rouen placed four of his five punts inside the Patriots' 20-yard line, and followed that a week later vs. Oakland (10/16) with three punts for an average of 56.0, and placed two inside the Raiders' 20-yard line. His first punt — kicked from the back of his own end zone — travelled 61 yards, just shy of his career-best of 62 yards. **1994:** Rouen enjoyed an outstanding season, leading the entire NFL in net punting average at 37.1 yards. His overall average of 42.9 yards-per-punt tied him for third in the AFC. Rouen had just one punt in the season-opener, but served notice of the type of year he would have by booming a season-best 59-yarder. He matched that effort again later in the year at San Diego (10/23). His best average per punt (excluding the one-punt, 59-yard effort in the opener) came at Buffalo (9/26) when he covered 100 yards with his two punts (52, 48) for a 50.0-yard average. He was busiest in the game at the L.A. Raiders (12/11) with eight punts for 337 yards (42.1 average). For the season Rouen placed 23 of his 76 punts inside the opponents' 20-yard line. **1993:** Rouen punted exceptionally well after earning a roster spot in training camp and preseason. He finished second in the AFC and second in the NFL with a 45.0-yard punting average, fourth-best in Bronco history at the time, and a 37.1-yard net average. Rouen's best game came at San Diego where he averaged 50.5 yards on six punts. **1992:** Rouen played for the World League of American Football's Ohio Glory, and participated in the training camp of the L.A. Rams. Rouen earned All-World League honors with a 41.5-yard punt average. **1991:** Rouen was a free agent in the New York Giants' training camp.

COLLEGE: Rouen finished his collegiate career with a 42.8-yard average, playing for both Colorado (1988-90) and Colorado State (1987). As a junior, Rouen led the nation in punting with a 45.9-yard average, earning All-America honors.

PERSONAL: Tom is single and makes his home in Littleton, Colo., where he attended Heritage High School, playing both football and baseball. Tom is heavily active in the community, frequently speaking at schools and functions in the metro Denver area. Thomas Francis Rouen was born June 9, 1968 in Hinsdale, Ill.

ROUEN'S REGULAR SEASON RECORD

Year	Club	G	S	No.	Yds.	Avg.	Net.	TB	In 20	LG	Bk.
1993	Denver	16	0	67	3,017	45.0	37.1	8	17	62	1
1994	Denver	16	0	76	3,258	42.9	37.1	8	23	59	0
1995	Denver	16	0	52	2,192	42.2	37.6	-3	22	61	1
1996	Denver	16	0	65	2,714	41.8	36.2	5	16	57	0
1997	Denver	16	0	60	2,598	43.3	38.1	4	22	57	0
1998	Denver	16	0	66	3,097	46.9	37.6	10	14	76	1
CAREER TOTAL		96	0	386	16,876	43.7	37.4	38	114	76	3

ADDITIONAL STATISTICS: Rushed once for no yards, 1993. Missed a point-after attempt and made one special teams tackle, 1998.

ROUEN'S POSTSEASON RECORD

Year	Club	G	S	No.	Yds.	Avg.	Net.	TB	In 20	LG	Bk.
1993	Denver	1	0	4	135	33.8	28.8	1	0	45	0
1996	Denver	1	0	5	213	42.6	32.0	1	3	52	0
1997	Denver	4	0	17	619	36.4	31.4	1	6	53	1
1998	Denver	3	0	10	449	44.9	34.1	1	4	59	1
CAREER TOTAL		9	0	36	1,416	39.3	34.2	4	13	59	2

ADDITIONAL STATISTICS: Rushed once for -9 yards (bobbled snap turned into a fumble and recovery) and made one special teams tackle, 1998.



STEVE RUSS LINEBACKER

6-4 • 245 • 3RD YR. • AIR FORCE

BORN: September 16, 1972 in Stetsonville, Wisc.
HIGH SCHOOL: Medford High School, Stetsonville, Wisc.
RESIDES: Bellevue, Neb.
ACQUIRED: Draft #7a (218th overall), 1995
PRO YEAR: 3rd • **YEAR WITH BRONCOS:** 3rd
NFL GAMES PLAYED/STARTED: 14/0

58

Steve Russ' was dealt some adversity in 1998 when he went down with a season-ending knee injury in the preseason opener at St. Louis (8/8).

After two years on the Reserve/Military list, and then one season primarily as a special teams player, Russ was poised in 1998 to take a giant step forward in his career. He must now prove that he can come back from the devastating injury and attempt to find a place among the Denver line-backing corps, where he was the backup to Bill Romanowski at the strongside position entering 1998. A 1995 seventh-round pick by Denver (218th overall), Russ spent two years fulfilling his commitment to the United States Air Force before being cleared to join the Broncos full-time. Second Lt. Russ was stationed at Wright-Patterson Air Force Base in Dayton, Ohio, where he served as a program manager for the Aeronautical Systems Center Contracting Directorate. During both years he was able to accrue enough leave time to gain permission to participate in the Broncos' mini-camps and training camp, but was unable to stay for the regular season.

1998: Russ was placed on injured reserve Aug. 11 after clearing waivers. He was lost for the year in the third quarter of the preseason opener at St. Louis (8/8) when he broke his right tibia and fibula while blocking on a punt return.

1997: Russ saw action in 14 of the 16 games on special teams and made 11 tackles. He was declared inactive vs. Oakland (11/24) and at San Diego (11/30) because of a strained hamstring suffered at Kansas City (11/16). He recorded a season-high three special teams tackles at Oakland (10/19). Russ was declared inactive for all four postseason games. **1996:** Russ participated in mini-camp and training camp — and played in two preseason games (Carolina and Dallas) — but returned to Wright-Patterson Air Force Base in August to resume his commitment to the U.S. Air Force. He spent the season on "reserve/military" status. **1995:** Russ participated in the first three weeks of training camp, and played in the first two preseason games — including

the American Bowl game vs. San Francisco in Tokyo — but spent the season on the reserve/military list while fulfilling his Air Force commitments.

COLLEGE: Russ finished his football career at the Air Force Academy with 201 tackles (105 solo) in 36 games, 22 of which were starts. As a senior in 1994, Russ started all 12 games at inside linebacker and earned third-team All-America honors from The Poor Man's Guide to the NFL Draft. He was also a second-team All-Western Athletic Conference pick. He led the team with 113 tackles (59 solo), two sacks, five tackles for loss (-13), one interception and four passes defended. His interception came against Colorado State, and was returned 21 yards. He had a career-high 17 tackles (10 solo) in a 10-6 Falcons win over Army, and added nine stops, an eight-yard sack and a three-yard loss vs. Notre Dame. Russ played in all 12 games and made 10 starts at inside linebacker as a junior, after seeing action in 11 as a sophomore and just one as a freshman. He received his bachelor of science degree in management in May 1995.

PERSONAL: Russ was an all-conference selection as a defensive end and tight end at Medford High School in Stetsonville, Wisc. He was all-district, all-state and conference Defensive Player of the Year as a senior. Russ was also a three-time all-conference and two-time all-district performer in basketball, earning all-state and Conference Player of the Year honors in the latter as a senior, averaging 24.5 points per game as a forward. He lettered all four years in track and won the state title in the 300-meter dash. He also set school records in the 100, 200, and 300-meter dashes, the 110-meter high hurdles and the triple jump. Russ was born Sept. 16, 1972 in Stetsonville, Wisc. His wife, Betsy, is a United States Air Force pilot. They were married during the 1999 offseason.

RUSS' REGULAR SEASON RECORD

Year	Club	G	S	UT	A	TT	S-Yds.	I-Yds.	PD	FF	FR	TD-Int.	TD-FR	S	Pts.
1995	Denver														
1996	Denver														
1997	Denver	14	0	0	0	0	0-0	0-0	0	0	0	0	0	0	0
1998	Denver														
CAREER TOTAL		14	0	0	0	0	0-0	0-0	0	0	0	0	0	0	0

ADDITIONAL STATISTICS: Special teams tackles — 1997 (11).



MARK SCHLERETH GUARD

6-3 • 287 • 11TH YR. • IDAHO

BORN: January 25, 1966 in Anchorage, Ak.
HIGH SCHOOL: Robert Service High School, Anchorage, Ak.
RESIDES: Littleton, Colo.
ACQUIRED: Unrestricted Free Agent (Washington), 1995
PRO YEAR: 11th • **YEAR WITH BRONCOS:** 5th
NFL GAMES PLAYED/STARTED: 132/116 • **POSTSEASON:** 15/15

69

When one thinks of the word persistence and how it equates to football, the image of Mark Schlereth immediately comes to mind for the toughness and ability to overcome adversity that he has shown throughout his 10 years in the NFL. Despite undergoing 21 surgeries and one kidney stone procedure over his playing career, he continues to perform at an All-Pro level, as his selection to the Pro Bowl in 1998 and his 1997 All-NFL selection by *Sports Illustrated* attest. Schlereth, one of only 30 players to win a Super Bowl with two different teams — and one of just 13 to win one in each conference — has played in 132 games (116 starts) and has started all 15 postseason games in which he has played, including Super Bowl XXVI with Washington and Super Bowls XXXII and XXXIII with Denver. He was named to the 1991 NFC Pro Bowl squad as a member of the Redskins, and at one point in his career had started in 43 consecutive games. The 10-year NFL veteran, who came to Denver as an unrestricted free agent in 1995, is one of only four Alaskan-born players in the league. He was originally a 10th round pick (263rd overall) out of Idaho by the Redskins in 1989.

1998: Schlereth — voted to his second Pro Bowl berth as a reserve and named second-team All-NFL by *College & Pro Football Newsweekly* — started at left guard in all 16 games. He underwent arthroscopic surgery on his left knee Oct. 12, the 12th surgical procedure performed on that knee, and his 21st surgery overall. Schlereth did not miss any games, as he was back in the starting lineup in Week 8 vs. Jacksonville (10/25), following the bye week, just 13 days after surgery. He played an integral role on an outstanding offensive line that allowed just 25 sacks — the third-lowest total for a full season in franchise history, and the lowest since 1971 — while paving the way for just the fourth 2,000-yard rusher (Terrell Davis-2,008) in NFL history and the NFL's sec-

ond-most productive rushing attack, which averaged 154.3 yards per game. In the preseason Schlereth missed the New Orleans contest (8/14) after undergoing surgery to remove bone chips in his left elbow, the 20th surgical procedure of his career. **Postseason:** Schlereth started at left guard in all three playoff games and helped pave the way for a rushing attack that averaged 183 yds.-per-game, as Denver won its second straight Super Bowl and Schlereth won his third ring.

1997: Schlereth — named All-NFL by *Sports Illustrated* and winner of the Halas Award by the Pro Football Writers of America — started the first 11 games of the season at left guard before being sidelined by a disc injury in his back. He underwent surgery on the herniated disc Nov. 20, and missed the final five weeks of the regular season. Schlereth returned to practice during the final week of the regular season, in preparation for the AFC Wild Card Playoff game vs. Jacksonville (12/27/97). The surgery was the 19th of his career, the majority of which have been performed on his knees (16). In the postseason Schlereth started all four games at left guard as part of an offensive line that dominated opponents and allowed the Broncos to control games with its rushing attack. Denver averaged 187 rushing yards per game in the postseason, and the offensive line was named NFL Offensive Player of the Week for the Wild Card weekend. Schlereth joined a list of just 30 NFL players who have won a Super Bowl with more than one team (Washington, SB XXVI), and one of just 13 to win one in each conference. In Super Bowl XXXII vs. Green Bay (1/25/98), Schlereth started at left guard on his 32nd birthday and became the seventh player to start in a Super Bowl on his birthday and the sixth to be on the winning team. He is the first to do so since Lester Hayes started at cornerback for the Los Angeles Raiders in Super Bowl XVIII. The other five players to start in Super Bowls on their birthday are Washington LB Neal Olkewicz (Super Bowl XVII), Cincinnati FS Brian Hicks (Super Bowl XVI), Dallas DT Randy White (Super Bowl XII), Miami DE Bill Stanfill (Super Bowl VIII) and Green Bay T Ron Kostelnik (Super Bowl II). All were winners except for Hicks. **1996:** Schlereth started 14 of the 16 regular season games at left guard for a unit that cleared the way for the AFC's leading rusher (Terrell Davis, 1,538 yards) and allowed just 31 sacks. He missed the Minnesota contest (11/24) because of a left knee injury and then missed the season finale at San Diego because of a right knee injury. Schlereth underwent arthroscopic surgery on his left knee Nov. 18 and missed just one game (at Minn., 11/24) before returning to action vs. Seattle (12/1). He felt the irritation to his cartilage during the New England game (11/17) and sat out the second half. He suffered an irritation to his right knee vs. Oakland (12/15) and underwent his fifth arthroscopic surgery on that knee Dec. 17, while also undergoing the 10th arthroscopy on his left knee the same day. He added the 11th surgery to his left knee following the season-ending playoff loss to Jacksonville (1/4/97) on January 6, 1997. Schlereth also missed most of the Cincinnati game (9/29) after suffering an ankle sprain on the Broncos' first possession. The injury kept him out the rest of the game, and put his status in question for the San Diego (10/6) game, but he started and played the whole contest. Schlereth also underwent arthroscopic surgery on his left knee in the preseason and missed three weeks, but still managed to play in the final two preseason contests to tune up for the opener. Overall, Schlereth underwent five surgeries (four knee and one ankle) between the start of training camp and the end of the regular season, but missed just two regular season starts. **1995:** Schlereth started all 16 games at left guard, helping the Broncos' offense improve from 10th in the NFL in 1994 to 3rd in 1995 (1st in AFC). Schlereth suffered a slight impingement in his knee at Kansas City (12/17), and underwent an MRI (12/18) that proved negative. Schlereth was a big part of the Broncos offensive line that paved the way for a 240-yard rushing day against Seattle (12/10), the most by a Denver team since Dec. 8, 1974, when the Broncos racked up 243 yards against Houston. Displaying his toughness, Schlereth started at left guard vs. Oakland (10/16) and played the entire first half, despite having undergone a procedure to remove a kidney stone less than 24 hours before the game. He sat out the second half after the Broncos had built a 14-0 halftime lead. **1994:** Schlereth played in all 16 games — including five starts at right guard — for the Redskins and participated in 607 of a possible 1,016 snaps (60%). He played in every game despite having to recover from various physical problems that hampered his success in 1992 and '93. He played all of the season opener vs. Seattle (9/4) and a Week 15 (12/18) matchup vs. Tampa Bay. He also started the season finale at the Rams (12/24). **1993:** Schlereth played in nine games, starting eight. In week one, he and his offensive linemen helped Brian Mitchell to a 116-yard rushing performance vs. Dallas (9/6). They sealed the 35-16 victory over the defending world champions with a 99-yard drive late in the third quarter. He had started 43 consecutive games until he injured his left knee before a week three matchup at Philadelphia (9/19). He came back the following week and started every game until week nine at the Giants, when he was diagnosed with Guillain-Barre syndrome, a neurological condition that involves the destruction of the outside covering around nerves or the extensions of the nerve cells that carry signals. It strikes one out of every 100,000

people. Guillain-Barre syndrome short-circuits the route between the impulses sent from the brain and the body's muscles and produces weakness in the body's extremities, and can be life-threatening. The syndrome tends to move up the body, from the feet to the legs to the thighs to the hands. It forced Mark to be placed on injured reserve for the rest of the season. **1992:** Despite playing in constant pain on a left knee sprain and a right elbow sprain that required surgery on the same day following the season, Mark was the only Redskins offensive linemen to start every game at the same position, including both playoff games. **1991:** Schlereth enjoyed the finest season of his career, starting all 16 games and being selected to the Pro Bowl for the first time in his career. He also started all three playoff games, as the Redskins went on to win Super Bowl XXVI over Buffalo 37-24. He also earned three Redskins offensive player of the week honors (11/3 vs. Hou; 11/17 at Pitt.; 12/15 vs. Giants). He was one of the reasons the Redskins allowed a league-low nine sacks (team record) and had the league's seventh-best rushing attack (128.1 yards per game). The Redskins offensive line also helped to produce a 1,000-yard rusher that season in Earnest Byner, who finished the season with 1,048 yards on 274 carries (3.8 avg.) and five touchdowns. **1990:** Schlereth played in 12 games, starting seven, and also started both playoff games. He started the first four games of the season, then suffered a sprained ankle at Detroit (11/4) that sidelined him for four weeks. He returned to the starting lineup in a 25-10 victory at New England (12/15). Schlereth started at Philadelphia in an NFC Wild Card Game (1/5) and at San Francisco in an NFC Divisional Playoff Game (1/12). **1989:** Mark started all six games in which he played during his rookie campaign. He got his first career start at right guard in a 10-3 victory at Philadelphia (11/12). He had to move into the starting lineup due to various injuries to the starters.

COLLEGE: Mark played nose tackle, defensive tackle and center before settling in at guard in his junior season at Idaho. Despite being hampered by knee and elbow injuries, Mark came back his senior season to help the Vandals to the I-AA semifinals and a school record 11 victories (11-2).

PERSONAL: Mark attended Robert Service High School in Anchorage, Ak., where he won the state heavyweight wrestling title despite being the lightest competitor at 210 pounds. He was one of the most active players in community and charity appearances as a member of the Redskins, and has continued that commitment in Denver. Schlereth has talked to many children about his battle with dyslexia, and was named the Professional Athlete of the Year in the state of Idaho in 1991, edging out college teammate and former Seahawks quarterback John Friesz. Mark and his wife Lisa have three children: daughters Alex and Avery, and son Daniel. Mark and Lisa are also involved in Ronald McDonald House, and he is a past honorary co-chairman of Camp Dynamite, working with disadvantaged children in Southeast Washington, D.C. The one-week camp in Lancaster, Pa., exposes children to sports, singing, arts and crafts and other activities not available in Southeast Washington. During the season, Schlereth opens his home to players and staff members for a Monday Night Bible study which is usually attended by about 20-25 people and is led by Team Chaplain Bill Rader. Schlereth joined Broncos offensive linemen David Diaz-Infante and Tony Jones for an appearance on NBC's Late Night with Conan O'Brien show in late January 1998, days after the Broncos' Super Bowl victory over Green Bay. Schlereth is also the first native born Alaskan to play in the NFL. His teammates refer to him by a nickname given to him by his former Redskin teammates, "Stink," in reference to stinkheads, an Eskimo delicacy made from rotting fish heads.

SCHLERETH'S REGULAR SEASON RECORD

Year	Club	G	S
1989	Washington	6	6
1990	Washington	12	7
1991	Washington	16	16
1992	Washington	16	16
1993	Washington	9	8
1994	Washington	16	6
1995	Denver	16	16
1996	Denver	14	14
1997	Denver	11	11
1998	Denver	16	16
CAREER TOTAL		132	116

SCHLERETH'S POSTSEASON RECORD

Year	Club	G	S
1990	Washington	2	2
1991	Washington	3	3
1992	Washington	2	2
1996	Denver	1	1
1997	Denver	4	4
1998	Denver	3	3
CAREER TOTAL		15	15

SHANNON SHARPE TIGHT END

6-2 • 230 • 10TH YR. • SAVANNAH STATE

BORN: June 26, 1968 in Chicago, Ill.
HIGH SCHOOL: Glennville High School, Glennville, Ga.
RESIDES: Glennville, Ga.
ACQUIRED: Draft #7 (192nd overall), 1990
PRO YEAR: 10th • YEAR with BRONCOS: 10th
NFL GAMES PLAYED/STARTED: 139/106 **POSTSEASON:** 11/11

84

If there was any doubt about Shannon Sharpe's place among the game's all-time tight ends, it was further erased by his performance in 1998. Sharpe continues to put up numbers that are not only beginning to make a lot of noise in Denver's record books, but are also prompting discussion about the Pro Football Hall of Fame. The nine-year veteran has produced three 1,000-yard receiving seasons (tied for 1st in NFL history by a tight end), a franchise-record seven straight 50-catch seasons and has been selected to seven straight Pro Bowls. The seven straight 50-catch seasons also represents an NFL record for a tight end. Sharpe entered the NFL in 1990 as the Broncos' seventh-round selection (192nd overall) out of Savannah State. **Here is a look at some of Sharpe's more prominent career statistical notes after nine seasons:**

- Sharpe has now played in 139 games (106 starts) with 529 career receptions (second in franchise history), 6,759 receiving yards (2nd) and 44 touchdown receptions (tied for 1st). He also has 6,768 total yards from scrimmage (4th) and 6,768 combined yards (6th).
- Sharpe shares the team record for most receptions in a game (13) and most touchdown receptions in a game (3), and holds the record for most receptions in a postseason contest (13), which is also tied with Kellen Winslow (1981) and Thurman Thomas (1989) as an NFL postseason record.
- Sharpe ranks third in franchise history with 15 games of 100 or more receiving yards (including one in the postseason).
- He has played in 11 postseason contests — all starts — and ranks No. 1 in franchise play-off history in receptions (42) and No. 3 in receiving yards (474), for an average of 11.3 with two touchdowns.
- Sharpe has been selected to seven consecutive Pro Bowls, tied for third-most in club history, and tied for the longest string of consecutive selections (Steve Atwater—1990-96).
- He is one of only four tight ends in NFL annals to post more than one 1,000-yard receiving season (3), and one of four to amass 6,000 receiving yards. Sharpe has more receptions and yards than any tight end in the NFL since he entered the league in 1990.

1998: Sharpe turned in another spectacular season, being selected to play in the Pro Bowl for the seventh straight year, and his third in a row as a starter, as well as being named first-team All-NFL by the Associated Press (5th time; 4th as first-teamer), *The Sporting News*, *USA Today*, *Pro Football Weekly*, *College & Pro Football Newsweekly* and *Football Digest*, and All-AFC by *Pro Football Weekly* and *Football News*. He started at tight end in all 16 games for the second straight and caught 64 passes for 768 yards (12.0) with a long of 38 (TD) and 10 touchdowns. Sharpe led all NFL tight ends in receiving yards, and ranked third among his peers in receptions. He shared the AFC lead (16th NFL) in receiving touchdowns and tied for sixth in the AFC (13th NFL) in total touchdowns, and posted his seventh straight 50-catch season, a first by a tight end in pro football history. The seven total and seven straight also represent new franchise records in both categories. His first touchdown of the year came on a 12-yd. scoring toss from Elway in the first quarter of the season-opener vs. New England (9/7) to give Denver a 10-0 lead. His 51 yds. in that contest gave him 6,042 for his career, making him just the third Bronco to surpass 6,000 receiving

SHARPE MOVES UP DENVER'S ALL-TIME RECEIVING CHARTS

With his two-touchdown performance against Seattle Dec. 27, 1998, Shannon Sharpe tied Haven Moses and Lionel Taylor for first place in all-time receiving touchdowns by a Bronco. Meanwhile, Sharpe moved into second place on the Broncos' receiving-yardage list Sept. 13, 1998 vs. Dallas, overtaking Steve Watson. He now trails only Lionel Taylor:

MOST RECEIVING TOUCHDOWNS BY A BRONCO

PLAYER	TD REC.	YEARS
1. Shannon Sharpe	44	1990-98
Haven Moses	44	1972-81
Lionel Taylor	44	1960-66

MOST RECEIVING YARDS BY A BRONCO

PLAYER	YARDS	REC.	YEARS
1. Lionel Taylor	6,872	543	1960-66
2. Shannon Sharpe	6,759	529	1990-98
3. Steve Watson	6,112	353	1979-87

RAZOR SHARPE (PART I)

NFL'S LEADING TIGHT ENDS, 1998

PLAYER	REC.	YOS.	TD
1. Shannon Sharpe, Denver	64	768	10
2. Ben Coates, New England	67	668	6
3. Tony Gonzalez	59	621	2
4. Mark Chmura	47	554	4
5. Ricky Dudley, Oakland	36	549	5
6. O.J. Santiago, Atlanta	27	428	5

NFL RECEPTION LEADERS SINCE 1993

PLAYER	REC.
1. Cris Carter, Minnesota	601
2. Herman Moore, Detroit	548
3. Tim Brown, Oakland	528
4. Jerry Rice, San Francisco	518
5. Michael Irvin, Dallas	479
6. Shannon Sharpe, Denver	447
Carl Pickens, Cincinnati	447

NFL'S LEADING TIGHT ENDS SINCE 1990

RECEPTIONS

PLAYER	REC.
1. Shannon Sharpe, Denver	529
2. Ben Coates, New England	452
3. Eric Green, Baltimore/Pittsburgh/Miami	355
4. Jackie Harris, Tampa Bay/Tennessee	314

YARDS

PLAYER	YOS.
1. Shannon Sharpe, Denver	6,759
2. Ben Coates, New England	5,027
3. Eric Green, Baltimore/Pittsburgh/Miami	4,353
4. Jackie Harris, Tampa Bay/Tennessee	3,685

yds. (L. Taylor—6,872; S. Watson—6,112), and only the fourth tight end in NFL history to do so, joining Ozzie Newsome (7,980), Jackie Smith (7,918) and Kellen Winslow (6,741). Sharpe missed most of the second quarter after sustaining a mild concussion while leveling a crushing block on Patriots linebacker Chris Slade to free Howard Griffith on a screen pass at the beginning of the period. He returned to the game after halftime. Sharpe posted his fifth career multi-touchdown game in Week 2 vs. Dallas (9/13), hauling in 23- and 38-yard touchdown tosses from John Elway in the first half to help Denver mount a 35-17 lead at the break. Those two touchdowns moved him past Steve Watson (36) into a tie for fourth on the club's all-time receiving touchdowns list. In that game Sharpe (6-97) also moved into second place on Denver's all-time receiving yardage list, passing Watson (6,112), and finished the year with 6,759. Sharpe caught six passes for 46 yards and a touchdown vs. Philadelphia (10/4) to move into sole possession of fourth place on Denver's all-time receiving-touchdowns list, breaking a tie with Vance Johnson (37), and added his 39th (5th of '98) a week later at Seattle (10/11) on a 19-yd. pass from Elway in the first quarter. Sharpe caught his 500th career pass in Week 9 at Cincinnati (11/1), on his last of 3 receptions for 35 yds. The milestone catch came on a 2-yd. pass from Elway just before halftime, which, incidentally, will go down as Elway's 4,000th career completion. Sharpe became one of just three tight ends in NFL history with 500 receptions, joining Ozzie Newsome (662) and Kellen Winslow (541), and he and his brother Sterling form the only brother combination in pro football history to record 500 receptions apiece. Sharpe caught three passes for 31 yds. and a TD at San Diego (11/29), his seventh of the year, and the 41st receiving TD of his career to tie Riley Odoms (1972-83) for third place on the Broncos' all-time list. Sharpe moved into sole possession of third place on Denver's receiving TDs list vs. Kansas City (12/6), doing so in dramatic fashion with a 24-yd. fourth-quarter scoring reception from Elway to give Denver a 35-31 win. It was Sharpe's only catch of the day, and his eighth TD catch of the season to help Denver tie the all-time league record of 18 consecutive wins (regular and postseason), set by four other teams. Sharpe finished the season on a high note vs. Seattle (12/27) with his sixth career multiple-touchdown game, hauling in two from John Elway as part of a 6-catch, 68-yard performance. The two TDs gave him 44 for his career to tie the franchise record (Lionel Taylor, Haven Moses), and moved him into a fifth-place tie (Taylor, Riley Odoms) on the franchise list for total TDs. He also moved past Sammy Winder for fourth place on the Broncos' all-time career list for total yards from scrimmage, finishing the season at 6,759. **Postseason:** Sharpe started at tight end in all three games and caught nine passes for 78 yds. (7.8) with a long of 14. He became the Broncos' all-time leader in postseason receptions (42), and remained third in postseason receiving yards (474). In the AFC Divisional Playoff Game vs. Miami

RAZOR SHARPE (PART II)

On Dec. 21, 1997 vs. San Diego, Shannon Sharpe went over the 1,000-yard mark in receiving yards for the season, the third time he has topped the 1,000-yard plateau in his career. He is now one of only four tight ends in NFL history to have multiple 1,000-yard seasons, and one of just three to post three. Sharpe now owns three of the 12 1,000-yard seasons posted by tight ends in league annals:

MULTIPLE 1,000-YARD SEASONS BY A TIGHT END

PLAYER	TEAM	NO. (YEARS)	YARDAGE TOTALS
Shannon Sharpe	Denver	3 (1994, 1996-97)	(1,010) (1,062) (1,107)
Todd Christensen	L.A. Raiders	3 (1983-84, 1986)	(1,247) (1,007) (1,153)
Kellen Winslow	San Diego	3 (1983, 1985-86)	(1,172) (1,075) (1,290)
Ozzie Newsome	Cleveland	2 (1981, 1984)	(1,004) (1,001)

ALL-TIME BRONCOS POSTSEASON RECEIVING LEADERS

RECEPTIONS		YARDS	
PLAYER	REC.	PLAYER	YOS.
1. Shannon Sharpe	42	1. Vance Johnson	715
2. Vance Johnson	40	2. Rod Smith	480
3. Steve Sewell	31	3. Shannon Sharpe	474

(1/9) Sharpe caught a team-high five passes for 38 yds. (7.6), and followed that showing with two catches for 14 yds. in the AFC Championship Game vs. the Jets (1/17). He caught two passes for 26 yards (13.0) in Super Bowl XXXIII vs. Atlanta (1/31) before leaving the game with a knee sprain. His 14-yd. reception to the 1-yd. line set up Denver's first touchdown, but he was upended by Atlanta's Ray Buchanan on the play, resulting in the injury. Sharpe returned to game but left after one more series, missing the game's final three quarters.

1997: Sharpe started all 16 games and was selected to his sixth straight Pro Bowl, named All-NFL by the Associated Press for the fourth time in his career (third time as a first-teamer), and also named first-team All-NFL by *The Sporting News*, *USA Today*, *Pro Football Weekly* and *College & Pro Football Newsweekly*. He was also named second-team All-NFL by *Football Digest* and All-AFC *Pro Football Weekly*. Sharpe ranked second on the team with 72 receptions for 1,107 yards (15.4; career-best) with three touchdowns, posting the third 1,000-yard season of his career to tie Todd Christensen for the NFL tight end record. He began his milestone pursuit in Week One by moving into third place on the Broncos' all-time receiving list, catching four passes to raise his career total to 397. The second-quarter 15-yard catch moved him past Riley Odoms, and also made him the leading pass-catching tight end in franchise history. Two weeks later vs. St. Louis (9/14) he caught two passes for 20 yards in the first quarter to top the 5,000-yard career mark before a twisted left ankle forced him from the contest. He returned to the starting lineup a week later vs. Cincinnati (9/21). Sharpe's 11th regular season 100-yard game came the following week in his return to his native Georgia to take on the Atlanta Falcons (9/28). He caught six passes for 119 yards on the day, including a then-career-best 65-yard touchdown from John Elway on the fourth play from scrimmage in Denver's 29-21 win. Sharpe had 93 receiving yards by the half, and his three first-half receptions put he and his brother Sterling at over 1,000 receptions for their careers, a first by a brother combination. His one TD reception tied Al Denson (32) for sixth place in all-time touchdown receptions by a Bronco. Sharpe passed Vance Johnson (416) on the Broncos' all-time receptions list at Oakland (10/19), catching eight passes for 94 yards. His highest yardage output of the season came in Denver's 34-0 shutout of Carolina (11/9), as he caught eight passes for 174 yards, the second-highest total of his career, topped only by the 180 he had in Week One of 1995 (vs. Buffalo, 9/3). It was also his second eight-catch game of the season. This was the 13th 100-yard receiving game of Sharpe's career and the 12th such game in the regular season, third most in franchise history behind Lionel Taylor (24) and Steve Watson (15 regular season). He also moved past Haven Moses (5,450) for fifth place in club history in receiving yards during the contest. The next week at Kansas City (11/16), he caught three passes for 27

TOP BROTHER COMBINATIONS IN NFL HISTORY

Shannon Sharpe and his brother Sterling have combined for more receptions, yards and touchdowns than any other brother combination in NFL history. They also rank second all-time in Pro Bowl selections by a brother combination.

ALL-TIME NFL BROTHER COMBINATIONS, RECEIVING (IN ORDER OF RECEPTIONS)

BROTHERS	RECEPTIONS	YARDS	AVG.	TDs
Shannon/Sterling Sharpe	1,124 (529/595)	14,893 (6,759/8,134)	13.3 (12.8/13.7)	109 (44/65)
Derrick/Ronnie Harmon	605 (23/582)	6,279 (203/6,076)	10.4 (8.8/10.4)	24 (0/24)
Eddie/Walter Payton	494 (2/492)	4,548 (10/4,538)	9.2 (5.0/9.2)	15 (0/15)
Earl/Jimmy/Mike Thomas	365 (106/67/192)	4,585 (1,651/923/2,011)	12.6 (15.6/13.8/10.5)	33 (14/8/11)
Cleo/Ty/Wilt Montgomery	293 (2/18/273)	2,700 (29/169/2,502)	9.2 (14.5/9.4/9.2)	13 (0/1/13)
Glos./Tom/Willie Richardson	288 (92/1/195)	4,931 (1,976/5/2,950)	17.1 (21.5/5/15.1)	43 (18/0/25)
Dwayne/Hewitt Dixon	269 (6/263)	2,906 (87/2,819)	10.8 (14.5/10.7)	13 (0/13)
John/Mike Tice	265 (158/107)	2,497 (1,603/894)	9.4 (10.1/8.4)	26 (15/11)
Archie/Keith/Play Griffin#	253 (192/61/0)	2,067 (1,607/460/0)	8.2 (8.4/7.5/0)	8 (6/2/0)
Keith/Kerry Cash	250 (118/132)	2,563 (1,136/1,427)	10.3 (9.6/10.8)	19 (10/9)

#Ray Griffin was a defensive back only

MOST PRO BOWL SELECTIONS BY A BROTHER COMBINATION

BROTHERS	No.	SEASONS	TEAMS
Bruce/Clay Matthews	15	1988-98/1985, 1987-89	Oilers/Cleveland
Shannon/Sterling Sharpe	12	1992-98/1989-90, 1992-94	Denver/Green Bay
Jay/Joe Hilgenberg	8	1985-91/1992	Chicago/New Orleans

SHARPE JOINS THE 500 AND 6,000 CLUBS

Shannon Sharpe went over the 500-reception plateau Nov. 1, 1998, with a three-catch, 35-yard effort at Cincinnati. He is the second Bronco with 500 receptions and third tight end in NFL history to reach that milestone. Sharpe exceeded the 6,000-yard receiving mark for his career in Denver's 27-21 win over New England, Sept. 7, 1998, making him the sixth Bronco to accomplish the feat and the fourth tight end to do so.

NFL TIGHT ENDS WITH 6,000 RECEIVING YARDS

PLAYER	TEAM(S)	YARDS	REC.	YEARS
1. Ozzie Newsome	Browns	7,980	62	1978-90
2. Jackie Smith	Cardinals/Cowboys	7,918	480	1963-78
3. Shannon Sharpe	Broncos	6,759	529	1990-present
4. Kellen Winslow	Chargers	6,741	541	1979-87

yards and a touchdown in Denver's 24-22 loss. The TD was the 33rd of Sharpe's career, moving him into sixth place in franchise history, passing Al Denson. In Denver's 31-3 Monday Night Football win over Oakland (11/24) he caught 10 passes for 142 yards, the fifth 10-catch game of his career, one off the NFL record for tight ends (Kellen Winslow). He also became just the second player in franchise history to record six total and consecutive 50-catch seasons, joining Lionel Taylor (1960-65). He closed the regular season vs. San Diego (12/21) on a high note with eight receptions for 162 yards and a 68-yard touchdown, the longest of his career. It marked his 15th career 100-yard game, the 14th in the regular season. He and his brother Sterling have now combined for 99 career touchdowns, the most ever by a brother combination. In the postseason Sharpe finished in a tie for the team lead in receptions with 12 for 149 yards (second on team), for a 12.4 average with a long of 23. In Denver's 42-17 Wild Card victory over Jacksonville (12/27/97) Sharpe moved into sixth place in postseason receiving yards by a Bronco, passing Ricky Nattiel (251) and Michael Young (255). He also passed Mark Jackson (21) for third place in postseason receptions by a Bronco. He added two receptions for 33 yards (long of 22) in Denver's 14-10 Divisional Playoff win at Kansas City (1/4/98). In Denver's 24-21 AFC Championship victory at Pittsburgh (1/11/98) Sharpe caught three passes for 49 yards, including an 18-yarder on third-and-six with 2:00 remaining in the game to all but wrap up Denver's fifth Super Bowl appearance. During the game he passed Haven Moses (314) for fifth place and tied Steve Watson (358) for fourth place on the Broncos' all-time postseason list for receiving yards. In the Broncos' 31-24 victory over Green Bay in Super Bowl XXXII (1/25/98) Sharpe was Denver's leading receiver, reeling in five passes for 38 yards with a long of 12. He also did a magnificent blocking job on Green Bay LB Seth Joyner, enabling teammate Terrell Davis to rush for 157 yards (the team ran for 179) and earn MVP honors. During the contest, Sharpe moved past Steve Watson (358) for fourth place and Steve Sewell (375) for third place on the teams' all-time postseason receiving yardage list. He also passed Sewell (31) for second place all-time in postseason receptions by a Bronco. **1996:** Sharpe — selected to his fifth consecutive Pro Bowl and named first-team All-Pro by the Associated Press, *Sports Illustrated*, *The Sporting News*, *Pro Football Weekly*, *Football Digest* and *College & Pro Football Newsweekly* — started 15 of the 16 regular season games at tight end, missing only the season finale at San Diego (12/22) when he was declared inactive to rest a sore ankle for the playoffs. He was also named All-AFC by UPI and *Football News*. For the year he tied for eighth in the AFC in receptions (80; 16th NFL) and was ninth in receiving yards (1,062; 15th NFL) for an average of 13.3 yards per catch with 10 touchdowns (T8th AFC/T13th NFL).

SHARPE'S 50-CATCH SEASONS

With his game-winning touchdown catch against Kansas City Dec. 6, 1998, Shannon Sharpe went over the 50-catch plateau for the seventh consecutive season, becoming the 16th player in NFL history with seven straight 50-catch seasons and the first tight end to do so. Sharpe now also owns the franchise record for consecutive and overall 50-catch seasons, surpassing Lionel Taylor:

MOST 50-CATCH SEASONS, BRONCOS HISTORY

PLAYER	50-CATCH SEASONS	SEASONS
1. Shannon Sharpe*	7	1992-98
2. Lionel Taylor*	6	1960-65
3. Vance Johnson	4	1985, 1988-90
Steve Watson	4	1981, 1983-85

* all consecutive

MOST CONSECUTIVE 50-CATCH SEASONS BY A TIGHT END, NFL HISTORY

PLAYER	TEAM	CONSECUTIVE 50-CATCH SEASONS	SEASONS
1. Shannon Sharpe	Denver	7	1992-98
2. Ben Coates	New England	6	1993-98
3. Kellen Winslow	San Diego	5	1980-84



TOP TOUCHDOWN CONNECTIONS IN THE NFL, 1994-98

QUARTERBACK & RECEIVER	TEAM	TDs
1. Jeff Blake & Carl Pickens	Cincinnati	42
2. Drew Bledsoe & Ben Coates	New England	36
Steve Young & Jerry Rice	San Francisco	36
4. Scott Mitchell & Herman Moore	Detroit	33
5. John Elway & Shannon Sharpe	Denver	29
Brett Favre & Robert Brooks	Green Bay	29

establishing a new career high. His 1,062 receiving yards also represented a career high, topping his 1,010-yard effort in 1993. Sharpe led all NFL tight ends in receptions, receiving yardage and receiving touchdowns. With his 10 touchdowns Sharpe joined Terrell Davis (15 TDs) to give Denver two players with double-figure touchdowns in the same season for the first time in franchise history. Sharpe had a seven-game stretch early in the year (9/22-11/10) in which he topped the 100-yard mark three times and was over 90 twice, for an average of 107.6 yards per game. His four-catch, 21-yard, one-touchdown performance vs. Seattle (12/1) gave him career single-season bests in receiving yardage (finished at 1,062) and receiving touchdowns (10; previous best was nine in '93). Sharpe's longest reception was a 51-yarder vs. Chicago (11/10), and he also had a 46-yard touchdown to his credit, vs. Kansas City (10/27). He, along with Davis and quarterback John Elway, made the Broncos just the fifth team in NFL history to have a 3,000-yard passer, 1,500-yard rusher and a 1,000-receiver in the same season. Sharpe's 1,000-yard effort was the second of his career, making him one of only four tight ends in league annals to have more than one 1,000-yard receiving seasons. He left the season-opener vs. the Jets (9/1) in the third quarter with a mild ankle sprain after recording four receptions for 55 yards and a touchdown, but was well enough to start at Seattle a week later (9/8). In Week Four at Kansas City (9/22) Sharpe had his first big breakout game of the season, hauling in a game-high nine passes for 131 yards, followed by a game-high six passes for 60 yards and one touchdown the following week at Cincinnati (9/29). The next week vs. San Diego (10/6) Sharpe had a career day, hauling in a franchise-record (tie) 13 passes for 153 yards and three touchdowns in Denver's 28-17 come-from-behind victory. The three touchdowns tied his previous best, which he shares with several other players as the franchise record. Sharpe's touchdowns came on passes of 20, 20 and 3 yards from John Elway. In the game, Sharpe also moved ahead of Al Denson (4,150) into eighth place on the Broncos' career receiving yardage chart, and moved into seventh all-time on the touchdown reception chart, surpassing Mark Jackson, Bob Scarpiotto and Rick Upchurch. He was named the Miller Lite/NFL Player of the Week for his performance. Versus Baltimore (10/20) Sharpe caught a game-high nine passes for a season-high 161 yards, with a long of 32 yards, his longest of the season. It was his third 100-yard game in the past four outings. The following week vs. Kansas City (10/27) Sharpe continued his midseason onslaught by catching a game-high six passes for 99 yards, with two touchdowns. Both scores came in the first quarter: the first a season-best 46-yarder and the second a 10-yarder in Denver's 34-7 win. Against Chicago (11/10) he caught five passes for a game-high 92 yards, and hauled in his ninth touchdown pass of the year to tie his previous career high set in 1993. Two weeks later at Minnesota (11/24) Sharpe caught four passes for a game-high 90 yards to move ahead of Mark Jackson (4,746) into sixth place on the Broncos' all-time

SHARPE'S 10-CATCH GAMES

In 1999, Shannon Sharpe has a chance to accomplish something done by only one tight end in the history of the NFL. Sharpe, who currently has five 10-catch games in his career, needs one more to tie Kellen Winslow for the most 10-catch performances by a tight end in NFL history. He had his fifth 10-catch game Nov. 24, 1997 against Oakland.

MOST 10-CATCH GAMES BY A TIGHT END, NFL HISTORY

PLAYER	TEAM	10-CATCH GAMES	YEARS
1. Kellen Winslow	San Diego	6	1979-87
2. Shannon Sharpe	Denver	5	1990-present
Ozzie Newsome	Cleveland	4	1978-90
Todd Christensen	Raiders	4	1979-88

SHANNON SHARPE'S 10-CATCH GAMES

Denver victories asterisked

DATE	OPPONENT	REC.	YDS.	AVG.	LG	TD
Dec. 12, 1993	vs. Kansas City*	10	65	6.5	14	3
Dec. 4, 1994	at Kansas City*	10	95	9.5	241	1
Sept. 3, 1995	vs. Buffalo*	10	180	18.0	49	0
Oct. 6, 1996	vs. San Diego*	13	153	11.8	24	3
Nov. 24, 1997	vs. Oakland*	10	142	14.2	27	0



receiving yardage chart. He took a vicious blow under his chin in the second quarter from Orlando Thomas, but remained in the contest and helped lead Denver to a 21-17 come-from-behind win. The next week vs. Seattle (12/1) Sharpe moved past his previous single-season yardage best of 1,010 set in 1993, and topped his previous single-season touchdown best of nine (also '93). His one-yard touchdown reception in the first quarter put Denver ahead 7-0 en route to a 34-7 win. Two weeks later vs. Oakland (12/15) he was hit hard after making his one catch on the day and sustained an injury to his lip that kept him out of the rest of the game. In the regular season finale at San Diego (12/22) Sharpe missed his only game of the year when he was declared inactive to rest a sore ankle. In Denver's AFC Divisional Playoff vs. Jacksonville (1/4/97) he started at tight end and caught two passes for 31 yards, including an 18-yard touchdown from John Elway to put Denver ahead 12-0 in the first quarter. 1995: Sharpe, who was selected as a Pro Bowl reserve (fourth straight Pro Bowl), played in the first 13 games and started 12, despite continuing to be bothered by sore ankles. He was named second-team All-Pro at tight end by the Associated Press. Sharpe's 63 receptions were the 12th-most in the AFC, while his 756 receiving yards ranked 16th, despite missing three games entirely, and playing sparingly in three others due to injury. He was second among all NFL tight ends in both receptions and receiving yards. In the season opener vs. Buffalo (9/3), Sharpe made a magnificent 1995 debut, tying a regular season career best with 10 receptions, and establishing a new career high with 180 yards, fourth-most all-time by a Bronco in a single game. It was the seventh 100-yard game of his career, and the most receiving yards by a Bronco since Steve Watson accumulated 183 on 10 catches at the L.A. Raiders on 12/12/82. Sharpe suffered an ankle sprain against Washington (9/17) and missed the final three quarters of that game, but was back in the lineup — though not at 100% — the following week at San Diego (9/24). His first touchdown reception of the year came at New England (10/8). Sharpe's second-best game of the year came vs. San Diego (11/19) when he caught a game-high eight passes for 137 yards and one touchdown, with a long of 40. Sharpe's fourth and final TD of the season came Dec. 3 against Jacksonville, before he took a blow to the face and suffered an orbital fracture to his left eye in the second quarter. He underwent surgery on the eye Dec. 7, forcing him to miss the final three games of the season (against Seattle, 12/10; at Kansas City, 12/17; and at Oakland, 12/24), but he was not placed on the injured reserve list. 1994: Sharpe was selected to his third straight Pro Bowl as he posted career-best numbers in receptions (87) and yardage (1,010), though he did not play in the Pro Bowl game because of ankle and knee injuries. His 87 catches were the most by any Bronco since 1961 (Lionel Taylor, 100) and the third-most all-time for a Denver player. He ranked fourth in the AFC and eighth in the NFL in receptions. His 1,010-yard total was second-best on the team as well as ninth in the AFC, and gave Sharpe his first 1,000-yard season after just missing with 995 in 1993. He joined Anthony Miller (1,107 yards) to give Denver two 1,000-yard receivers in the same season for the first time in franchise history. He scored four touchdowns and had six or more catches on eight occasions. He and his brother Sterling (Green Bay Packers) remain the only brother combination to lead their teams in receptions in the same year, as they have now done for three straight seasons. Sharpe matched his career high with 10 receptions (95 yards) in Denver's dramatic overtime victory at Kansas City (12/4), and followed that a week later with nine catches for 89 yards at the Raiders (12/11). His career high in yardage came in game seven at San Diego (10/23) when he gained 121 yards on six catches, including a 44-yard pass from Elway for his longest reception of the year. Sharpe played in 15 of the Broncos' 16 games and made 13 starts. After an outstanding opening day (9/4) on which he caught nine passes for 97 yards against San Diego, he was placed on the inactive list for game two at the N.Y. Jets (9/11) because of a knee injury suffered in the opener. He was expected to miss up to five weeks, but returned for spot duty the next weekend at the L.A. Raiders and went without a catch for the first time since Nov. 30, 1992. He returned to the starting lineup in game five at Seattle and stayed there the rest of the season, playing through the pain of aching knees and ankles. He did not practice at all the week of the Cleveland game (10/30), but showed up on Sunday to lead the team in receptions (9) and yards (85). 1993: Sharpe was named to his second straight Pro Bowl, along with being named to virtually every All-NFL team. He led the Broncos in receptions with 81, which ranked third in the AFC and eighth in the NFL. His 81 receptions ranked fourth in Bronco history, and were at the time the most since Lionel Taylor's 85 in 1965. Sharpe was also on the receiving end of nine TD passes, which tied for second in the AFC. He accounted for at least two receptions in every game in 1993, with his season high coming against Kansas City (12/12). In that game Sharpe recorded 10 receptions for 65 yards and three touchdowns. His best game yardage-wise came in the season finale at the L.A. Raiders (1/2) when he accounted for 115 yards on six receptions with two touchdowns. The next week in the wild card

matchup with the same Raiders (1/9), Sharpe tied a playoff record with 13 receptions. **1992:** Sharpe led all Denver receivers in 1992 with a career-high 53 receptions for 640 yards and two touchdowns. Shannon and his brother Sterling of the Green Bay Packers became the only brother combination in NFL history to lead their respective teams in receiving in the same season. Sharpe had two 100-yard receiving games in '92, catching seven passes for 109 yards at Buffalo (12/12) and nine for a career-high 118 yards vs. Kansas City (10/4). He also had nine receptions at Washington (10/12) and had seven in the season finale at Kansas City (12/27). Sharpe, who was in the starting lineup 12 times in 1992, also set a new career high with a 55-yard reception at Cleveland (9/27). **1991:** Sharpe was converted from wide receiver to H-back in 1991 and had a fine season, catching 22 passes for 322 yards and a touchdown and also gaining 15 yards on a reverse. He made half of his receptions in the final three weeks of the campaign, with 11 catches for 159 yards. Sharpe established new career highs at Cleveland (12/8) with four receptions for 59 yards, and had four catches the following week vs. Phoenix (12/15). On special teams he posted a team-high 12 tackles, with five assists and two knockdown blocks. Sharpe appeared in Denver's starting line-up nine times during the regular season. He closed out the postseason with six catches for 60 yards, with three for 20 against Houston (1/4) and three for 40 at Buffalo in the AFC Championship Game (1/12). **1990:** Denver's seventh-round draft choice in 1990, Sharpe saw more playing time as the season progressed and closed out the year with seven receptions for 99 (14.1) yards and a score. He had his top receiving game at Kansas City (12/9) with three catches for 41 yards and his first professional touchdown. Sharpe was also one of the Broncos' top special teams performers, netting 16 total tackles, six knockdown blocks, and a forced fumble.

COLLEGE: Sharpe had a tremendous career at Savannah State College, where he was a three-time All-American, All-Southern Intercollegiate Athletic Conference, and all-state selection, as well as the three-time conference Offensive Player of the Year. Sharpe closed out his college play with 192 receptions for 3,744 yards, a 19.5 average, and 40 touchdowns. He ended his career with appearances in the East-West Shrine and Blue-Gray all-star games. Sharpe set school records for most consecutive games with a reception (39), with a touchdown (14), and for most games with over 100 yards receiving (17). As a senior he caught 61 passes for 1,312 yards and 18 TDs, and had three games with more than 200 yards receiving and one game with four touchdown catches. Sharpe was a criminal justice major.

PERSONAL: Sharpe hails from Glennville, Ga., where he was all-county, all-region and all-area in football at Glennville High School. In addition to four letters in football, Sharpe lettered three times in basketball and four times in track, setting a Georgia state Class A record in the triple jump (48'-3") as a junior, and breaking that mark as a senior (49'-5"). He won the regional triple jump title three straight years and the regional discus throwing title twice. Shannon was also a two-time all-area selection in basketball, scoring more than 1,000 points in three seasons, and averaging 30 points and 15 rebounds as a senior. He once scored 52 points in a game and once grabbed 27 rebounds in a game. His brother Sterling was an All-American at South Carolina who earned All-Pro status in five of his seven NFL seasons with the Green Bay Packers. Sterling is now a reporter for ESPN television, and a studio host for the network's award-winning NFL Countdown and Prime Monday programs. Shannon has several cousins who played college football, and he lists his hobbies as fishing, basketball, weight lifting, and his two Rottweilers, Kane and Killian. Shannon is single and makes his home in Glennville, Ga.

SHARPE'S REGULAR SEASON RECORD

Year	Club	RECEIVING				SCORING				2pt.	Pts.
		G	S	No.	Yds.	Avg.	LG	TD	TD		
1990	Denver	16	2	7	99	14.1	33	1	1	0	6
1991	Denver	16	9	22	322	14.6	37	1	1	0	6
1992	Denver	16	11	53	640	12.1	55	2	2	0	12
1993	Denver	16	12	81	995	12.3	63	9	9	0	54
1994	Denver	15	13	87	1,010	11.6	44	4	4	0	28
1995	Denver	13	12	63	756	12.0	49	4	4	0	24
1996	Denver	15	15	80	1,062	13.3	51	10	10	0	60
1997	Denver	16	16	72	1,107	15.4	68t	3	3	0	20
1998	Denver	16	16	64	768	12.0	38t	10	10	0	60
CAREER TOTAL		139	106	529	6,759	12.8	68t	44	44	0	270

ADDITIONAL STATISTICS: Fumbled once, 1990; rushed once for 15 yards and recovered one fumble, 1991; rushed twice for 6 yards and fumbled once, 1992; returned one kickoff for 0 yards and fumbled once, 1993; fumbled once, 1994; fumbled once, recovered one fumble, 1995; fumbled once, 1996; fumbled once, 1997.

SHARPE'S POSTSEASON RECORD

Year	Club	G	S	No.	RECEIVING				SCORING				2pt.	Pts.
					Yds.	Avg.	LG	TD	TD	TD	TD	TD		
1991	Denver	2	2	6	60	10.0	15	0	0	0	0	0	0	0
1993	Denver	1	1	13	156	12.0	23t	1	1	0	1	0	0	6
1996	Denver	1	1	2	31	15.5	18t	1	1	0	1	0	0	6
1997	Denver	4	4	12	149	12.4	23	0	0	0	0	0	0	0
1998	Denver	3	3	9	78	8.7	14	0	0	0	0	0	0	0
CAREER TOTAL		11	11	42	474	11.3	23	2	2	0	2	0	0	12

SHARPE'S SINGLE-GAME HIGHS

(Postseason in parenthesis)

Most receptions — 13 vs. San Diego, 10/6/96 (13* at L.A. Raiders, 1/9/94). **Most receiving yards** — 180 vs. Buffalo, 9/3/95 (156 at L.A. Raiders, 1/9/94). **Longest reception** — 68 (TD) vs. San Diego, 12/21/97 (23 vs. Jacksonville, 12/27/97 and at L.A. Raiders (TD), 1/9/94). **Most Touchdown Receptions** — 3 vs. San Diego, 10/6/96 and vs. Kansas City, 12/12/93 (1 vs. Jacksonville, 1/4/97 and at L.A. Raiders, 1/9/94).

*ties NFL postseason record

SHARPE'S REGULAR SEASON TOP FIVE (1998 Performances Boldfaced; * indicates franchise record)

YARDS RECEIVING	RECEPTIONS
180 — vs. Buffalo, 9/3/95 (10 rec.)	*13 — vs. San Diego, 10/6/96 (153 yds., 3TD)
174 — vs. Carolina, 11/9/97 (8 rec.)	10 — vs. Buffalo, 9/3/95 (180 yds.)
162 — vs. San Diego, 12/21/97 (8 rec.)	10 — at Kansas City, 12/4/94 (95 yds., TD)
161 — vs. Baltimore, 10/20/96 (9 rec.)	10 — vs. Kansas City, 12/12/93 (65 yds., 3TD)
153 — vs. San Diego, 10/6/96 (13 rec., 3TD)	10 — vs. Oakland, 11/24/97 (142 yds.)

SHARPE'S POSTSEASON TOP THREE (1998 Performances Boldfaced; * indicates postseason franchise record)

YARDS RECEIVING	RECEPTIONS
156 — at Raiders, 1/9/94, Wild Card (13 rec., TD)	13 — at Raiders, 1/9/94 Wild Card (156 yds., TD)
49 — at Pittsburgh, 1/11/98, Champ. Game (3 rec.)	5 — vs. Green Bay, 1/25/98, S.B. XXXIII (38 yds.)
40 — at Buffalo, 1/12/92, Champ. Game (3 rec.)	5 — vs. Miami, 1/9/99, Div. Playoffs (38 yds.)

SHANNON SHARPE'S 100-YARD RECEIVING GAMES (15; INCLUDES 1 POSTSEASON)

Denver victories asterisked

Date	Opponent	(S/P)	Att.	Yds.	Avg.	LG	TD
Oct. 4, 1992	Kansas City	(S)	9	118	13.1	48	0
Dec. 12, 1992	at Buffalo	(S)	7	109	15.6	36	1
Nov. 14, 1993	Minnesota	(S)	7	104	14.9	32	0
Jan. 2, 1994	at LA Raiders	(S)	6	115	19.2	54	2
Jan. 9, 1994	at LA Raiders	(S)	13	156	12.0	23t	1
Oct. 23, 1994	at San Diego*	(S)	6	121	20.2	44	1
Sept. 3, 1995	Buffalo*	(S)	10	180	18.0	49	0
Nov. 19, 1995	San Diego*	(S)	8	137	17.1	40	1
Sept. 22, 1996	at Kansas City	(S)	9	131	14.6	29	0
Oct. 6, 1996	San Diego*	(S)	13	153	11.8	24	3
Oct. 20, 1996	Baltimore*	(S)	9	161	17.9	32	0
Sept. 28, 1997	at Atlanta*	(S)	6	119	19.8	65t	1
Nov. 9, 1997	vs. Carolina*	(S)	8	174	21.8	36	0
Nov. 24, 1997	vs. Oakland*	(S)	10	142	14.2	27	0
Dec. 21, 1997	vs. San Diego*	(S)	8	162	20.3	68t	1

italics and bold indicates postseason

THE CHOSEN FEW

The Arizona Cardinals are the only franchise that has never beaten the Broncos in regular or postseason play, dating back to their days as the St. Louis Cardinals. Further, Arizona (0-3), Carolina (0-1), Green Bay (0-4) and Indianapolis (0-5) are the only franchises that have never beaten the Broncos at Mile High Stadium in regular or postseason play. In addition, the Cardinals (0-1-1) and Tampa Bay (0-1) are the only teams to whom Denver has never lost on the road.

(*Note: Denver has not played either Carolina or Jacksonville on the road, but will play at Jacksonville Dec. 13, 1999, and will host Green Bay Oct. 17, 1999).

SHANNON SHARPE CAREER GAME-BY-GAME

(Denver victories asterisked)

1990											
Date	Opponent	(S/P)	No.	Yds.	Avg.	LG	TD	2pt.	Pts.	NOTES	
Sep 9	at LA Raiders	(P)	0	0	0.0	0	0	—	0		
Sep 17	vs. Kansas City*	(P)	0	0	0.0	0	0	—	0		
Sep 23	vs. Seattle*	(P)	0	0	0.0	0	0	—	0		
Sep 30	at Buffalo	(P)	0	0	0.0	0	0	—	0		
Oct 8	vs. Cleveland	(P)	0	0	0.0	0	0	—	0		
Oct 14	vs. Pittsburgh	(P)	1	12	12.0	12	0	—	0		
Oct 21	at Indianapolis*	(P)	0	0	0.0	0	0	—	0		
Nov 4	at Minnesota	(P)	1	3	3.0	3	0	—	0		
Nov 11	at San Diego	(P)	0	0	0.0	0	0	—	0		
Nov 18	vs. Chicago	(P)	0	0	0.0	0	0	—	0		
Nov 22	at Detroit	(P)	1	33	33.0	33	0	—	0		
Dec 2	vs. LA Raiders	(P)	0	0	0.0	0	0	—	0		
Dec 9	at Kansas City	(P)	3	41	13.7	27	1	—	6		
Dec 16	vs. San Diego*	(S)	1	10	10.0	10	0	—	0		
Dec 23	at Seattle	(P)	0	0	0.0	0	0	—	0		
Dec 30	vs. Green Bay*	(S)	0	0	0.0	0	0	—	0		
1990 Regular Season Totals			(2/14)	7	99	15.0	33	1	—	6	

1991											
Date	Opponent	(S/P)	No.	Yds.	Avg.	LG	TD	2pt.	Pts.	NOTES	
Sep 1	vs. Cincinnati*	(S)	3	43	14.3	19	0	—	0		
Sep 8	at LA Raiders	(S)	1	37	37.0	37	0	—	0		
Sep 15	vs. Seattle*	(S)	1	17	17.0	17	0	—	0		
Sep 22	vs. San Diego*	(S)	1	17	17.0	17	0	—	0		
Sep 29	at Minnesota*	(S)	0	0	0.0	0	0	—	0		
Oct 6	at Houston	(P)	0	0	0.0	0	0	—	0		
Oct 20	vs. Kansas City*	(S)	1	17	17.0	17	0	—	0		
Oct 27	at New England*	(S)	1	5	5.0	5	0	—	0		
Nov 3	vs. Pittsburgh*	(P)	1	1	1.0	1	0	—	0		
Nov 10	vs. LA Raiders	(S)	0	0	0.0	0	0	—	0		
Nov 17	at Kansas City*	(P)	1	24	24.0	24	0	—	0		
Nov 24	at Seattle	(P)	1	2	2.0	2	0	—	0		
Dec 1	vs. New England*	(P)	0	0	0.0	0	0	—	0		
Dec 8	at Cleveland*	(S)	4	59	14.8	24	0	—	0		
Dec 15	vs. Phoenix*	(P)	4	51	12.8	22	1	—	6		
Dec 22	at San Diego*	(P)	3	49	16.3	24	0	—	0		
1991 Regular Season Totals			(9/7)	22	322	14.6	37	1	—	6	
Jan 4	vs. Houston*	(S)	3	20	6.7	7	0	—	0	AFC Divisional Playoff	
Jan 12	at Buffalo	(S)	3	40	13.3	15	0	—	0	AFC Championship	
1991 Postseason Totals			(2/0)	6	60	10.0	15	0	—	0	

1992											
Date	Opponent	(S/P)	No.	Yds.	Avg.	LG	TD	2pt.	Pts.	NOTES	
Sep 6	vs. LA Raiders*	(P)	0	0	0.0	0	0	—	0		
Sep 13	vs. San Diego*	(S)	3	61	20.3	34	1	—	6		
Sep 20	at Philadelphia	(S)	2	2	1.0	5	0	—	0		
Sep 27	at Cleveland*	(S)	2	61	12.2	55	0	—	0		
Oct 4	vs. Kansas City	(S)	9	118	13.1	48	0	—	0		
Oct 12	at Washington	(S)	9	71	7.9	21	0	—	0		
Oct 18	vs. Houston*	(S)	3	37	12.3	19	0	—	0		
Oct 25	at San Diego	(P)	2	12	6.0	7	0	—	0		
Nov 8	vs. NY Jets*	(S)	1	9	9.0	9	0	—	0		
Nov 15	vs. NY Giants*	(P)	4	34	8.5	12	0	—	0		
Nov 22	at LA Raiders	(S)	0	0	0.0	0	0	—	0		
Nov 30	at Seattle	(P)	0	0	0.0	0	0	—	0		
Dec 6	vs. Dallas	(S)	3	16	5.3	7	0	—	0		
Dec 12	at Buffalo	(S)	7	109	15.6	36	1	—	6		
Dec 20	vs. Seattle*	(S)	3	23	7.7	25	0	—	0		
Dec 27	at Kansas City	(P)	5	87	17.4	52	0	—	0		
1992 Regular Season Totals			(12/4)	53	640	12.1	55	2	—	12	

1993											
Date	Opponent	(S/P)	No.	Yds.	Avg.	LG	TD	2pt.	Pts.	NOTES	
Sep 5	at NY Jets*	(P)	7	79	11.2	37	0	—	0		
Sep 12	vs. San Diego*	(P)	3	47	15.7	32	0	—	0		
Sep 20	at Kansas City	(S)	9	81	9.0	14	0	—	0		
Oct 3	vs. Indianapolis*	(S)	4	50	12.5	22	1	—	6		
Oct 10	at Green Bay	(S)	7	55	7.9	16	0	—	0		
Oct 18	vs. LA Raiders	(S)	4	42	10.5	16	0	—	0		
Oct 31	vs. Seattle*	(S)	3	31	10.3	15	1	—	6		
Nov 7	at Cleveland*	(P)	4	55	13.8	33	0	—	0		
Nov 14	vs. Minnesota	(S)	7	104	14.9	32	0	—	0		

Nov 21	vs. Pittsburgh*	(P)	4	80	20.0	63	0	—	0	
Nov 28	at Seattle*	(S)	3	72	24.0	50t	1	—	6	
Dec 5	at San Diego	(S)	2	34	17.0	23	0	—	0	
Dec 12	vs. Kansas City*	(S)	10	65	6.5	14	3	—	18	
Dec 18	at Chicago*	(S)	2	20	10.0	13	0	—	0	
Dec 26	vs. Tampa Bay	(S)	6	65	10.8	18	0	—	0	
Jan 2	at LA Raiders	(S)	6	115	19.2	54	2	—	12	
1993 Regular Season Totals			(12/4)	81	995	12.3	63	9	—	54
Jan 9	at LA Raiders	(S)	13	156	12.0	23t	1	—	6	AFC Wild Card Game
1993 Postseason Totals			(1/1)	13	156	12.0	23t	1	—	6

1994			RECEIVING					SCORING		NOTES	
Date	Opponent	(S/P)	No.	Yds.	Avg.	LG	TD	2pt.	Pts.		
Sep 4	vs. San Diego	(S)	9	97	10.8	38	1	—	6		
Sep 11	at NY Jets			INACTIVE — KNEE							
Sep 18	vs. LA Raiders	(P)	0	0	0.0	0	0	—	0		
Sep 26	at Buffalo	(P)	4	90	22.5	31	0	—	0		
Oct 9	at Seattle*	(S)	7	87	12.4	32	0	—	0		
Oct 17	Kansas City	(S)	4	50	12.5	21	0	—	0		
Oct 23	at San Diego*	(S)	6	121	20.2	44	1	—	6		
Oct 30	vs. Cleveland*	(S)	9	85	9.4	22	0	—	0		
Nov 6	at LA Rams	(S)	7	69	9.9	21	0	1	2		
Nov 13	vs. Seattle*	(S)	3	28	9.3	10	0	—	0		
Nov 20	vs. Atlanta*	(S)	4	44	11.0	28	0	—	0		
Nov 27	vs. Cincinnati*	(S)	3	42	14.0	19	0	—	0		
Dec 4	at Kansas City*	(S)	10	95	9.5	24t	1	—	6		
Dec 11	at LA Raiders	(S)	9	89	9.9	35	0	—	0		
Dec 17	at San Francisco	(S)	7	74	10.6	15	0	—	0		
Dec 24	vs. New Orleans	(S)	5	39	7.8	18	1	1	8		
1994 Regular Season Totals			(13/2)	87	1,010	11.6	44	4	2	28	

1995			RECEIVING					SCORING		NOTES
Date	Opponent	(S/P)	No.	Yds.	Avg.	LG	TD	2pt.	Pts.	
Sep 3	vs. Buffalo*	(S)	10	180	18.0	49	0	—	0	
Sep 10	at Dallas	(S)	5	67	13.4	18	0	—	0	
Sep 17	vs. Washington*	(S)	1	2	2.0	2	0	—	0	
Sep 24	at San Diego	(P)	0	0	0.0	0	0	—	0	ankle injury
Oct 1	at Seattle	(S)	8	94	11.8	25	0	—	0	
Oct 8	at New England*	(S)	4	43	10.8	18	1	—	6	
Oct 16	vs. Oakland*	(S)	5	43	8.6	20	0	—	0	
Oct 22	vs. Kansas City	(S)	2	20	10.0	10t	1	—	6	
Nov 5	vs. Arizona*	(S)	3	50	16.7	29	0	—	0	
Nov 12	at Philadelphia	(S)	7	43	6.1	12	0	—	0	
Nov 19	vs. San Diego*	(S)	8	137	17.1	40	1	—	6	
Nov 26	at Houston	(S)	8	65	8.1	24	0	—	0	
Dec 3	vs. Jacksonville	(S)	2	12	6.0	6t	1	—	6	left eye orbital fracture
Dec 10	vs. Seattle	Inactive — Orbital Fracture (L eye)								
Dec 17	at Kansas City	Inactive — Orbital Fracture (L eye)								
Dec 24	at Oakland*	Inactive — Orbital Fracture (L eye)								
1995 Regular Season Totals		(12/1)	63	756	12.0	49	4	—	24	

1996			RECEIVING					SCORING		NOTES
Date	Opponent	(S/P)	No.	Yds.	Avg.	LG	TD	2pt.	Pts.	
Sep 1	vs. NY Jets*	(S)	4	55	13.8	21	1	—	6	
Sep 8	at Seattle*	(S)	3	40	13.3	19	0	—	0	
Sep 15	Tampa Bay*	(S)	4	30	7.5	9	0	—	0	
Sep 22	at Kansas City	(S)	9	131	14.6	29	0	—	0	
Sep 29	at Cincinnati*	(S)	6	60	10.0	17	1	—	6	
Oct 6	vs. San Diego*	(S)	13	153	11.8	24	3	—	18	
Oct 20	vs. Baltimore*	(S)	9	161	17.9	32	0	—	0	
Oct 27	vs. Kansas City*	(S)	6	99	16.5	48t	2	—	12	
Nov 4	at Oakland*	(S)	5	57	11.4	15	1	—	6	
Nov 10	vs. Chicago*	(S)	5	92	18.4	51	1	—	6	
Nov 17	at New England*	(S)	3	37	12.3	15	0	—	0	
Nov 24	at Minnesota*	(S)	4	90	22.5	31	0	—	0	
Dec 1	vs. Seattle*	(S)	4	21	5.3	8	1	—	6	
Dec 8	at Green Bay	(S)	4	34	8.5	16	0	—	0	
Dec 15	vs. Oakland*	(S)	1	2	2.0	2	0	—	0	
Dec 22	at San Diego				Inactive — Ankle					

1997										
Date	Opponent	(S/P)	No.	Yds.	Avg.	LG	TD	2pt.	Pts.	NOTES
Aug 31	vs. Kansas City*	(S)	4	41	10.3	50	0	—	0	
Sep 7	at Seattle*	(S)	4	62	15.5	26	0	1	2	
Sep 14	vs. St. Louis*	(S)	2	20	10.0	14	0	—	0	
Sep 21	vs. Cincinnati*	(S)	1	5	5.0	5	0	—	0	
Sep 28	at Atlanta*	(S)	6	119	19.8	65t	1	—	6	
Oct 6	vs. New England*	(S)	1	19	19.0	19	0	—	0	
Oct 19	at Oakland*	(S)	8	94	11.8	27	0	—	0	
Oct 26	at Buffalo	(S)	4	35	8.8	12	0	—	0	
Nov 2	vs. Seattle*	(S)	3	85	28.3	49	0	—	0	
Nov 9	vs. Carolina*	(S)	8	174	21.8	36	0	—	0	
Nov 16	at Kansas City	(S)	3	27	9.0	15	1	—	6	
Nov 24	vs. Oakland*	(S)	10	142	14.2	27	0	—	0	
Nov 30	at San Diego*	(S)	4	46	10.7	23	0	—	0	
Dec 7	at Pittsburgh	(S)	1	16	16.0	16	0	—	0	
Dec 15	at San Francisco	(S)	5	60	12.0	22	0	—	0	
Dec 21	vs. San Diego*	(S)	8	162	20.3	68t	1	—	6	
1997 Regular Season Totals			(16/0)	72	1,107	15.4	68t	3	1	20
Dec 27	vs. Jacksonville*	(S)	2	29	14.5	23	0	—	0	AFC Wild Card Game
Jan 4	at Kansas City*	(S)	2	33	16.5	22	0	—	0	AFC Divisional Playoff
Jan 11	at Pittsburgh*	(S)	3	49	16.3	18	0	—	0	AFC Championship
Jan 25	vs. Green Bay*	(S)	5	38	7.6	12	0	—	0	Super Bowl XXXII
1997 Postseason Totals			(4/0)	12	149	12.4	23	0	—	0

1998										
Date	Opponent	(S/P)	No.	Yds.	Avg.	LG	TD	2pt.	Pts.	NOTES
Sep 7	vs. New England*	(S)	5	51	10.2	20	1	—	6	
Sep 13	vs. Dallas*	(S)	6	97	16.2	38t	2	—	12	
Sep 20	at Oakland*	(S)	3	44	14.7	23	0	—	0	
Sep 27	at Washington*	(S)	6	69	11.5	21	0	—	0	
Oct 4	vs. Philadelphia*	(S)	6	46	7.7	13	1	—	6	
Oct 11	at Seattle*	(S)	2	31	15.5	19t	1	—	6	
Oct 25	vs. Jacksonville*	(S)	4	61	15.3	20	0	—	0	
Nov 1	at Cincinnati*	(S)	3	35	11.7	17	0	—	0	
Nov 8	vs. San Diego*	(S)	5	53	10.6	24	0	—	0	
Nov 16	at Kansas City*	(S)	3	56	18.7	22	0	—	0	
Nov 22	vs. Oakland*	(S)	3	41	13.7	24	1	—	6	
Nov 29	at San Diego*	(S)	3	31	10.3	18t	1	—	6	
Dec 6	vs. Kansas City*	(S)	1	24	24.0	24t	1	—	6	
Dec 13	at New York Giants	(S)	4	25	6.3	7	0	—	0	
Dec 21	at Miami	(S)	4	36	9.0	15	0	—	0	
Dec 27	vs. Seattle*	(S)	6	68	11.3	17t	2	—	12	
1998 Regular Season Totals			(16/0)	64	768	12.0	38t	10	—	60
Jan 9	Miami*	(S)	5	38	7.6	10	0	—	0	AFC Divisional Playoff
Jan 17	New York Jets*	(S)	2	14	7.0	8	0	—	0	AFC Championship
Jan 31	Atlanta	(S)	2	26	13.0	14	0	—	0	Super Bowl XXXIII
1998 Postseason Totals			(3/0)	9	78	8.7	14	0	—	0

LONG DROUGHT

The Broncos' longest current drought between meetings with any NFL opponent is with Detroit, whom the Broncos have not faced since Nov. 22, 1990. That will end on Christmas Day, 1999, however, when Denver travels to Detroit for a nationally-televised game. Last season, Denver ended the previous longest drought it had held with Miami, facing the Dolphins at Pro Player Stadium Dec. 21, 1998. Interestingly, after not facing Miami since Sept. 29, 1985, the Broncos then faced the Dolphins again three weeks later in an AFC Divisional Playoff Game at Mile High Stadium.

SHANNON SHARPE VS. THE NFL

Regular Season Only

	G/S	Rec.	Yds.	Avg.	LG	TD	100 Yards
Kansas City	17/13	80	976	12.2	52	10	2
Oakland	17/13	55	706	12.8	54	4	2
San Diego	17/12	71	1,030	14.5	68t	9	4
Seattle	17/13	51	661	13.0	50t	6	0
AFC West	68/51	257	3,373	13.1	68t	29	8
Baltimore	1/1	9	161	17.9	32	0	1
Cincinnati	5/5	16	185	11.6	19	1	0
Cleveland	5/3	19	260	13.7	55	1	0
Houston/Tennessee	3/2	11	102	9.3	24	0	0
Jacksonville	2/2	6	53	8.8	20	1	0
Pittsburgh	4/1	7	109	15.6	63t	0	0
AFC Central	20/14	68	890	13.1	63t	3	1
Buffalo	5/3	25	414	16.6	49	1	2
Indianapolis	2/1	4	50	12.5	22	1	0
Miami	1/1	4	36	9.0	15	0	0
New England	6/5	14	155	11.1	20	2	0
N.Y. Jets	3/2	12	143	11.9	37	1	0
AFC East	17/12	59	798	13.5	49	5	2
AFC Totals	105/77	384	5,061	13.2	68t	37	11
Atlanta	2/2	10	163	16.3	65t	1	1
Carolina	1/1	8	174	21.8	36	0	1
New Orleans	1/1	5	39	7.8	18	1	0
St. Louis/L.A. Rams	2/2	9	89	12.7	21	0	0
San Francisco	2/2	12	134	11.2	22	0	0
NFC West	8/8	44	599	13.6	65t	2	2
Chicago	3/2	7	112	16.0	51	1	0
Detroit	1/0	1	33	33.0	33	0	0
Green Bay	3/3	11	89	8.1	16	0	0
Minnesota	4/3	12	197	16.4	32	0	1
Tampa Bay	2/2	10	95	9.5	18	0	0
NFC Central	13/10	41	526	12.8	51	1	1
Arizona	2/1	7	101	14.4	29	1	0
Dallas	3/3	14	180	12.9	38t	2	0
N.Y. Giants	2/1	8	59	7.4	12	0	0
Philadelphia	3/3	15	91	6.1	13	1	0
Washington	3/3	16	142	8.9	21	0	0
NFC East	13/11	60	573	9.6	38t	4	0
NFC Totals	34/29	145	1,698	11.7	65t	7	2
NFL Totals	139/106	529	6,759	12.8	68t	44	14
Home	71/57	267	3,481	13.0	68t	30	9
Road	68/49	262	3,278	12.5	65t	14	5
Grass	105/85	422	5,297	12.6	68t	38	13
Turf	34/21	107	1,462	13.7	65t	6	1
Outdoors	123/97	488	6,242	12.8	68t	41	13
Domes	16/9	41	517	12.6	65t	3	1
All Sun. Games	118/90	437	5,954	13.6	68t	40	12
Sunday Nights	13/9	50	520	10.4	49	2	1
Mondays	15/12	68	748	11.0	31	2	1
Thursdays	1/0	1	33	33.0	33	0	0
Saturdays	5/4	23	24	10.5	36	2	1
Wins	85/72	328	4,488	13.7	68t	35	9
Losses	54/35	201	2,271	11.3	54	9	5
August	1/1	4	41	10.3	15	0	0
September	36/26	120	1,664	13.9	65t	8	3
October	31/26	142	1,692	11.8	48	12	4
November	38/27	133	1,861	13.9	63t	7	4
December	32/26	124	1,386	11.2	68t	15	2
January	1/1	6	115	19.2	54	2	1



CLAY SHIVER

CENTER

6-2 • 294 • 4TH YR. • FLORIDA STATE

BORN: December 7, 1972 in Tifton, Ga.
HIGH SCHOOL: Tift County High School, Tifton, Ga.
RESIDES: Irving, Texas
ACQUIRED: Free Agent, 1999
PRO YEAR: 4th • **YEAR WITH BRONCOS:** 1st
NFL GAMES PLAYED/STARTED: 44/25

72

Clay Shiver was a late addition to the Broncos roster in 1999, signing a free agent contract June 8, but figures to add valuable depth to a talented offensive line. Shiver has played in 44 games (25 starts) in three seasons with Dallas, by whom he was drafted in the third round (67th overall) in 1996.

1998: Shiver started the first nine games at center for Dallas before being deactivated at Arizona (11/15) because of a turf toe injury. He was active but did not play in one other game (vs. Minn., 11/26). Shiver also did not play in Dallas' Wild Card playoff loss to Arizona. **1997:** Shiver started the entire 1997 season at center for the Cowboys, earning the starting job after the final preseason game. In his first NFL start, he helped Dallas gain 380 total yards in a victory at Pittsburgh. He earned a game ball in the Cowboy's win against Jacksonville on Oct. 19, and also played a key role in Dallas' victory over Washington (11/16) in which they threw 46 times and only allowed one sack. He fumbled twice, recovering one. **1996:** Shiver played in 14 games in his rookie season with Dallas. He was inactive vs. New England (12/15) and did not play the next week at Washington. He was also used as a blocking tight end in short yardage situations throughout the year and was a member of the kickoff return unit. Shiver suffered a concussion in the first half at San Francisco (11/10) and did not return to the game. He was originally a third round pick (67th overall) by Dallas.

COLLEGE: Shiver was a four-year starter at center at Florida State, where he served as team captain and was voted All-America as a senior. A three-time first-team All-Atlantic Coast Conference choice, he was also a Lombardi Award finalist. The Seminoles' offense ranked third in the nation in offense in 1995, averaging 551.5 yards per game. Shiver was twice named the conference offensive lineman of the week as a junior. As a sophomore he gave up just half a sack in 700 offensive plays. Shiver shared the starting job at center as a redshirt freshman in 1992. The Seminoles were 11-1, 12-1 (National champs), 10-1-1 and 10-2 in his four years playing at FSU.

PERSONAL: Shiver was a Parade All-American as a senior at Tift County High School in 1990, and was also named first-team all-state. His brother, Stan, is a former Seminole strong safety. Clay majored in business at FSU, and has been very active in the community, hosting an annual golf tournament to raise money for Irving Cares — a non-profit group that assists underprivileged children in Irving, Texas. He and his wife, Ty, were married this past offseason, and make their home in Irving.

SHIVER'S REGULAR SEASON RECORD

Year	Club	G	S
1996	Dallas	14	0
1997	Dallas	16	16
1998	Dallas	14	9
CAREER TOTAL		44	25



DETRON SMITH

FULLBACK

5-10 • 230 • 4TH YR. • TEXAS A&M

BORN: February 25, 1974 in Dallas, Texas
HIGH SCHOOL: Lake Highlands High School, Dallas, Texas
RESIDES: Aurora, Colo.
ACQUIRED: Draft #3 (65th overall), 1996
PRO YEAR: 4th • **YEAR WITH BRONCOS:** 4th
NFL GAMES PLAYED/STARTED: 44/2 • **POSTSEASON:** 7/0

42

Detron Smith became more of a reliable contributor on offense and furthered his reputation as an imposing force on special teams in 1998, joining starter Howard Griffith to give Denver perhaps the league's best 1-2 tandem at fullback. The fourth-year pro gave Griffith a breather when needed — and started two games — and was Denver's main wedge-buster on kickoffs, as well as starring on other special teams units. He has

played in 44 regular season and seven postseason contests, rushing four times for 10 yards (2.5), catching seven passes for 65 yards (9.3) and a touchdown, and returning four kickoffs for 51 yards (12.8). Smith was the Broncos' third-round draft choice (No. 65 overall) in 1996 out of Texas A&M.

1998: Smith saw action on special teams and in the offensive backfield in 15 of the 16 games and posted 15 special teams tackles, while also returning three kickoffs for 51 yards (17.0) (1-21 vs. Dal., 9/13; 1-15 at Oak., 9/20 and 1-15 at Miami, 12/21). Smith started two games, including the first start of his career in Week 9 at Cincinnati (11/1) in place of the injured Howard Griffith (hamstring) and caught three passes for 24 yds. (8.0) with a long of 16 (at K.C., 11/16), while helping to pave the way for two Terrell Davis 100-yd. efforts (111 and 149). Smith's 2 receptions in the Cincinnati contest represented a career high. He played almost the entire San Diego game (11/8) at fullback after Griffith left the contest on the first series with a second-degree medial collateral tear in his left knee. Smith still performed well on special teams despite the double-duty, posting a season-high two tackles. His second start came at Kansas City (11/16) on Monday Night Football when he started in place of the still-ailing Griffith. Smith caught a 16-yd. pass and tied his season high with 2 special teams tackles. Smith missed a portion of the Philadelphia game (10/4) after spraining his right knee and ankle during the contest, and was declared inactive (Fri.) the following week at Seattle (10/11) because of the same injuries. He returned to action after the bye week vs. Jacksonville (10/25) and played on special teams (1 tackle), as well at fullback during the 4th qtr. after Griffith suffered his hamstring injury. **Postseason:** Smith saw action on offense and special teams in all three postseason games.

1997: Smith contributed in all 16 games at fullback, catching four passes for 41 yards (10.3) and a touchdown (at Atlanta, 9/28), while rushing four times for 10 yards (2.5). He was also a stalwart on special teams, where he made seven tackles and fielded a kickoff for no return, while also serving as the wedge-buster on kickoff coverage. Smith played most of the Atlanta game (9/28) at fullback after Howard Griffith went down with a knee injury on the first series. He recorded his first career rush for one yard in the first quarter, and later snagged his first career reception for a 17-yard touchdown from John Elway in the third quarter to give Denver a 29-14 lead. He also recorded one kickoff return for no yards. After catching one pass for seven yards against the Raiders (10/19), Smith also replaced the injured Griffith at fullback at Buffalo (10/26), but did not start the game as the Broncos opened in a two-tight end set. He rushed once for -2 yards and caught one pass for eight yards. In the regular season finale vs. San Diego (12/21) he rushed twice for 11 yards and caught one pass for 9 yards, and made one tackle on special teams. In the postseason Smith played in all four games as the backup fullback, and also contributed on special teams. He filled in admirably for Griffith in the Wild Card win over Jacksonville (12/27/97), as Denver racked up over 300 yards rushing in the game. His crushing block on Jaguars' linebacker Bryan Schwartz sprung Terrell Davis on his postseason franchise-record 59-yard jaunt late in the third quarter. Smith narrowly missed recovering a Tamarick Vanover fumble near the end of the first half at Kansas City (1/4/98) in Denver's 14-10 AFC Divisional Playoff victory. **1996:** Smith played in 13 of the 16 regular season games in his rookie season, missing only the Cincinnati (9/29), Seattle (12/1) and Oakland (12/15) contests when he was declared inactive. He saw some action at fullback, but played primarily on special teams, where he made three tackles according to unofficial press box statistics. Smith, bothered early in training camp by a sprained ankle suffered July 25, played in all four preseason games both on offense and special teams. He did not have a rushing attempt, but did catch six passes for 33 yards (5.5) with a long of 11. Smith was declared inactive for Denver's lone playoff contest vs. Jacksonville (1/4/97).

COLLEGE: Smith was primarily a blocking back during his career at Texas A&M, creating holes first for Greg Hill and then for current Bronco Leeland McElroy. He rushed 57 times for 184 yards (3.2) and one touchdown, while catching 33 passes for 300 yards (9.1) with a long of 35 yards. Smith also returned five kickoffs for 54 yards (10.8) with a long of 15. In his first two years at A&M (1992-93) Smith's running backs coach was Broncos offensive coordinator Gary Kubiak.

PERSONAL: Smith was a consensus Texas Top 100 selection at Lake Highlands High School in Dallas, and rated the second-best fullback prospect in the Southwest, receiving a perfect score of 10 points on Max Emfinger's Blue Chip List. He carried the ball 181 times for 1,351 yards (7.5) and scored 15 touchdowns. Smith was a wildlife and fisheries major at Texas A&M. Detron Negil Smith was born Feb. 25, 1974 in Dallas. He is single and resides in Aurora, Colo.

SMITH'S REGULAR SEASON RECORD

Year	Club	G	S	RUSHING				RECEIVING				SCORING			
				No.	Yds.	Avg.	LG	TD	No.	Yds.	Avg.	LG	TD	TDr	Tdp
1996	Denver	13	0	0	0	0.0	0	0	0	0	0.0	0	0	0	0
1997	Denver	16	0	4	10	2.5	11	0	4	41	10.3	17	1	1	0
1998	Denver	15	2	0	0	0.0	0	0	3	24	8.0	16	0	0	0
CAREER TOTAL		44	2	4	10	2.5	11	0	7	65	9.3	17	1	1	0

ADDITIONAL STATISTICS: Returned one kickoff for 0 yds., 1997. Returned three kickoffs for 51 yds. (17.0) with a long of 21, 1998. Total Kickoff Returns: 4-51 (12.0). Special teams tackles — 1996 (3), 1997 (7), 1998 (15), TOTAL (25).

SMITH'S POSTSEASON RECORD

Year	Club	G	S	RUSHING				RECEIVING				SCORING			
				No.	Yds.	Avg.	LG	TD	No.	Yds.	Avg.	LG	TD	TDr	Tdp
1997	Denver	4	0	0	0	0.0	0	0	0	0	0.0	0	0	0	0
1998	Denver	3	0	0	0	0.0	0	0	0	0	0.0	0	0	0	0
CAREER TOTAL		7	0	0	0	0.0	0	0	0	0	0.0	0	0	0	0

SMITH'S SINGLE-GAME HIGHS

(Postseason in parenthesis)

Most rushes — 2 vs. San Diego, 12/21/97. **Most rushing yards** — 11 vs. San Diego, 12/21/97. **Longest rush** — 11 vs. San Diego, 12/21/97. **Most receptions** — 2 at Cincinnati, 11/1/98. **Most receiving yards** — 17 at Atlanta, 9/28/97. **Longest reception** — 17 yards (TD) at Atlanta, 9/28/97. **Most receiving touchdowns** — 1 at Atlanta, 9/28/97.



NEIL SMITH

DEFENSIVE END

6-4 • 270 • 12TH YR. • NEBRASKA

BORN: April 10, 1966 in New Orleans, La.
HIGH SCHOOL: McDonough 35 High School, New Orleans, La.
RESIDES: Aurora, Colo.
ACQUIRED: Unrestricted Free Agent (Kansas City), 1997
PRO YEAR: 12th • YEAR WITH BRONCOS: 3rd
NFL GAMES PLAYED/STARTED: 166/154 • **POSTSEASON:** 16/13

90

Neil Smith has discovered football's version of a fountain of youth in the past two years, coming to Denver and winning back-to-back Super Bowl titles in his 10th and 11th NFL seasons. That elixir has motivated Smith to prove he still has some football left in him after being allowed to test the free-agent market by Kansas City after the 1996 season. Now in his 12th season out of Nebraska, Smith has been voted to six Pro Bowl berths (three starting assignments), the most recent coming after the 1997 season, his first in a Broncos uniform. He has contributed 12.5 sacks in his two years with the Broncos, to increase his career total to 98 (-720 yds.). Smith has now played in 166 regular season games (154 starts) and accumulated 630 tackles (466 solo), 28 pass breakups, 31 forced fumbles, 13 fumble recoveries, four interceptions (68 yards). Smith is just two sacks shy of the century mark for his career, a feat accomplished by only 15 players in NFL history. He ranks sixth in the NFL in sacks since 1992 with 71.5. Smith has posted four double-digit sack seasons in his career (1992-95) and has accumulated 19 career multiple-sack games. Smith has also played in 16 postseason contests (13 starts) with 58 stops (45 solo), six forced fumbles, three fumble recoveries, four pass breakups and 9.5 more sacks. (63.5 yards). Smith entered the NFL in 1988 as Kansas City's No. 1 draft choice, going second overall.

1998: Smith started at left defensive end in 14 of the 16 games and recorded 38 tackles (25 solo), including four sacks (-38) to raise his career total to 98, as well as one forced fumble, two passes defended and an interception. He was declared inactive for the final two games of the regular season (at Mia., 12/21 and vs. Sea., 12/27) because of an abdominal strain that had been bothering him for several weeks prior. In Week 1 vs. New England (9/7) he left the game in the second quarter with a right shoulder strain, but returned in the second half. His first sack of the season came at Washington (9/27) when he leveled Trent Green for a 7-yd. loss on a 3rd-and-10 play in the third quarter, forcing a fumble. His second came a week later vs. Philadelphia (10/4) when he dropped Bobby Hoyer for a 7-yd. loss late in the first half, and his third came vs. Jacksonville (10/25) when he caught up to Mark Brunell for a 20-yd. loss on the final play of the game. Smith plucked his fourth career interception — and first since 1994 — vs. Oakland (11/22), pulling down a tipped Donald Hollas pass and returning it two yards to set up a Broncos touchdown. He registered his fourth sack of the season vs. Kansas City (12/6), dropping Rich Gannon for a 4-yd. loss on the

NFL SACK LEADERS SINCE 1992

PLAYER	TEAM(S)	SACKS
Kevin Greene	Pittsburgh/Carolina/San Francisco	85.5
John Randle	Minnesota	84.0
Bruce Smith	Buffalo	83.5
Leslie O'Neal	San Diego/St. Louis/Kansas City	75.0
Derrick Thomas	Kansas City	75.0
Neil Smith	Kansas City/Denver	71.5

Chiefs' final possession. Preseason: Smith started all four games at left defensive end and posted one solo tackle with one forced fumble. **Postseason:** Smith saw action at defensive end in all three games and posted an assisted tackle and a pass defended, as well as a recovered fumble which he returned 79 yds. for his first postseason touchdown in the AFC Divisional Playoff Game vs. Miami (1/9). In that game he returned to action for the first time since Week 15 after missing the final two regular season games because of an abdominal strain, and he made quite a statement with the fumble return for a score, which came after Darrius Johnson had stripped the ball from Oronde Gadsden at the Broncos 21-yd. line. Smith recorded his one pass defended in the AFC Championship Game vs. the Jets (1/17), and made one assisted tackle in Super Bowl XXXII vs. Atlanta (1/31).

1997: Smith started 14 of the 16 games at left defensive end in his first year in Denver and earned his sixth career Pro Bowl invitation (third as a starter). For the year he made 46 tackles (38 solo), including 8.5 sacks (-39.5) — tied for the team lead and tied for tenth in the AFC — while also adding a forced fumble and four passes defended, despite missing two games due to a torn right triceps muscle. Smith started the season opener at left defensive end against his former team, Kansas City, and recorded one solo tackle in Denver's 19-3 victory. The next week at Seattle (9/7), he made four solo tackles, including his first sack as a Bronco for a 2-yard loss in Denver's 35-14 come-from-behind victory. He missed several plays due to back spasms but returned to finish the game. Smith picked up his sack pace a week later vs. St. Louis (9/14), accumulating two (-8) among his five tackles (4 solo), to record his first multi-sack game as a Bronco, and his first since Oct. 22, 1995. The following week vs. Cincinnati (9/21) Smith made two solo tackles, including an 11-yard sack of Jeff Blake, on which he forced a fumble that was recovered by Alfred Williams and returned 51 yards for a coffin-nailing touchdown in the final minute of a 38-28 win. His season high for tackles (6; 5 solo) came in Week Six vs. New England (10/6) on Monday Night Football. Smith posted a half a sack at Oakland (10/19), then recorded his second multi-sack game of the season at Buffalo (10/26) with two for 12 yards in losses. He also suffered a partially torn right triceps in the contest, which was expected to keep him out for a minimum of 10 days. He missed Denver's next two games with the injury, but returned to the starting lineup at the Chiefs (11/16) for his first game back in Kansas City and posted four tackles (3 solo) in Denver's 24-22 loss. On Monday Night Football vs. Oakland (11/24), Smith did not start but saw significant action at left defensive end and made four tackles (3 solo), including a sack (-4) of Jeff George to raise

NEIL SMITH'S SACK VICTIMS

(Postseason in parenthesis)

BY TEAM

Oakland	16.0	Atlanta	2.0
Denver	15.0	Indianapolis	2.0 (1)
San Diego	13.0 (1)	St. Louis Rams	2.0
Seattle	10.5	Arizona	1.0
Houston	7.0 (1)	Cincinnati	1.0
Buffalo	7.0	Dallas	1.0
Green Bay	4.0	Jacksonville	1.0
New England	4.0	Kansas City	1.0 (2)
New Orleans	3.5	Miami	1.0 (1.5)
Philadelphia	3.0	Minnesota	1.0
Washington	3.0	Pittsburgh	1.0 (3)
Cleveland	2.5	Detroit	0.5

BY PLAYER

John Elway—15; Vince Evans, Dave Krieg, John Friesz, Jeff Hostetler and Warren Moon (1)—5; Rick Mirer—4; Stan Humphries (1) and Jay Schroeder—3.5; Billy Joe Tolliver—3; Tony Banks, Todd Collins, Randall Cunningham, Brett Favre, Bobby Hoberg, Tommy Hodson, Don Majkowski, Mark Rypien and Jack Trudeau—2; Bob Gagliano and Jeff George—1.5; Troy Aikman, Bobby Brister, Jeff Carlson, Chris Chandler, Jim Everett, Jeff George, Gale Gilbert, Jim Kelly, Babe Laufenberg, Dan Marino (1.5), Jeff Blake, Mark Brunell, Rich Gannon, Trent Green, Bobby Hoyer, Todd Marinovich, Chris Miller, Frank Reich, Craig Whelihan and Wade Wilson—1; Rusty Hilger, Kelly Stouffer and Scott Zolak—0.5; Elvis Grbac (2), Neil O'Donnell (2), Jim Harbaugh (1) and Kordell Stewart (1).

his season total to 7.5. The sack came in the final minute of the first half, deep in Broncos territory, and helped limit the Raiders to a field goal on the drive, their only score of the night. Smith's final sack of the regular season came at San Diego (11/30), dropping Craig Whelihan among his four tackles (3 solo). In that same contest his tipped pass just before halftime allowed Steve Atwater to make an interception, which he returned 22 yards for a Broncos score. In the postseason Smith started all four games at left defensive end and recorded 10 tackles (8 solo), including a team-high three sacks (-26), as well as one pass defended, two forced fumbles and a fumble recovery. In the AFC Wild Card Playoff win over Jacksonville (12/27/97), Smith started at left defensive end and posted three tackles (2 solo) with one pass defended in Denver's 42-17 victory. His first two sacks came in the Divisional Playoff at Kansas City (1/4/98) against his former teammates, as he posted four solo tackles and forced a fumble in Denver's 14-10 triumph. His first sack came early in the second quarter when he dropped Elvis Grbac for an 8-yard loss, and his second came on the final play of the first half as he got to Grbac for a 12-yard loss and forced a fumble that was recovered by the Chiefs' Glenn Parker. His third post season sack came a week later in the AFC Championship Game at Pittsburgh (1/11/98), forcing a fumble by Kordell Stewart on the final play of the third quarter that teammate Mike Lodish recovered, squelching yet another attempt by the Steelers to cut into Denver's 24-14. Denver went on to win the game 24-21. Smith also forced a critical holding penalty near the end of the first half against Steelers' right tackle Justin Strzelczyk that put Pittsburgh in a deep hole and forced them to punt the ball back to Denver, who would go in and score their second TD late in the quarter and take a 10-point lead to the locker room. In Super Bowl XXXII vs. Green Bay (1/25/98), Smith recovered a fumble caused by Steve Atwater early in the second quarter, setting up a Jason Elam field goal that gave Denver a 17-7 lead en route to a 31-24 win. **1996:** Smith started all 16 games for Kansas City and had 54 tackles (40 solo), six sacks (31.5 yards lost), a club-high 77 quarterback pressures, two pass deflections and one forced fumble. He had his first sack of the season in an opening day victory at Houston (9/1). He racked up nine QB pressures the following week vs. the Raiders in another Chiefs victory, and added seven QB pressures to go with his second sack of the season vs. Seattle (9/15). Smith added his third sack of the season against his new teammate, John Elway, in Kansas City's 17-14 win over Denver (9/22), the Broncos' only loss in their first 13 games. He had eight tackles (four solo) and five QB pressures vs. Pittsburgh on Monday Night Football (10/7), then had four tackles (three solo), one sack and two QB pressures vs. Seattle (10/17). His season high of 10 QB pressures came vs. Green Bay (11/10), in a game in which he also recorded a sack and a forced fumble when he stripped Brett Favre while tackling him for a loss. He blocked a 28-yard John Carney field-goal attempt against San Diego (11/24), tying him for most in Chiefs history with five. Smith posted his sixth sack of the season at Oakland on Monday Night Football (12/9). **1995:** Smith played in all 16 games for Kansas City, with 14 starts, earning his fifth consecutive Pro Bowl appearance, second as a starter. For the year he registered 64 tackles (48 solo), a team-high 12 sacks, a team-high five forced fumbles, one fumble recovery, three batted balls and 59 QB pressures. Smith was a first-team All-NFL pick by UPI and *Pro Football Weekly*, and a second-teamer by AP and *College & Pro Football Newsweekly*. He led the team in sacks for the third year in a row and his sack total ranked fourth in the AFC while tying for sixth in the NFL. He had two multi-sack games, getting 2.5 at Denver (10/22) and two vs. San Diego (10/9). Smith was named the AFC Defensive Player of the Month for October when he had 20 tackles, 5.5 sacks and 14 QB pressures, leading the Chiefs to four wins. He blocked the fourth field goal of his career against the Chargers (11/12) and had a season-high nine tackles vs. San Diego (10/9) and at Miami (12/11). In the playoff loss to Indianapolis Smith had seven tackles, a sack, a forced fumble and six QB pressures. **1994:** Smith played in 14 games (13 starts) for the Chiefs, despite battling ankle, triceps and thumb injuries throughout the season. He still managed to earn his fourth consecutive Pro Bowl berth, the Ed Block Courage Award and a second-team All-AFC nod from UPI. He had surgery on both thumbs during the season. Smith did not start the Denver game (12/4), and missed entirely games against Cleveland (11/20) and Seattle (11/27) due to the tricep injury, the first games he had missed since 1989, a string of 84 consecutive games. Smith led the team in sacks for the second straight season with 11.5, a total that ranked third in the AFC and sixth in the NFL. He also had 43 tackles (37 solo), five forced fumbles, one fumble recovery, 34 QB pressures, five pass deflections and one blocked field goal. Smith had four multiple-sack games, recording 2.5 at Denver (10/17) and two each vs. the Raiders (11/6), San Diego (11/13) and Houston (12/18). In the season opener in his hometown of New Orleans Smith had two tackles, one sack, a forced fumble and an interception returned for 41 yards. He twisted his ankle on the return. **1993:** Smith played in all 16 games, starting 15, and led the NFL in sacks with 15 en route to his third consec-

utive Pro Bowl berth, first as a starter. He was a first-team All-NFL pick by AP, *Pro Football Weekly* and *Football Digest* and a unanimous All-AFC choice, registering 55 tackles (43 solo), four forced fumbles, three fumble recoveries, one interception and 27 QB pressures. Smith blocked two John Carney field goals in a 17-14 victory at San Diego (10/17), and notched a career-high four sacks against the Raiders (10/3), tying for the most in the NFL in one game in 1993. He had two sacks in three other games (Buffalo, 11/28, Denver, 12/12, and San Diego, 12/19). Smith snared his second career interception vs. Chicago while adding three sacks and two forced fumbles. He had two tackles, two sacks and a forced fumble in the Chiefs' AFC Wild Card victory over Pittsburgh (1/8/94), and racked up six tackles, one sack and two forced fumbles in Kansas City's AFC Divisional Playoff victory at Houston (1/16/94). He made a team-high 11 stops in the AFC Championship Game loss at Buffalo (1/23/94). **1992:** Smith started all 16 games, earning his second consecutive Pro Bowl berth. He tied for the team sack lead with 14.5 and was fifth on the club with a career-high 77 tackles (62 solos tied for team high). He also had a team-best 53 QB pressures, two forced fumbles, two fumble recoveries and his first career interception, which he returned 22 yards vs. Seattle (11/22) for his second career touchdown. His sack total tied for the third-most ever by a Chief and was the third-highest in the AFC (76th NFL). Smith had at least four tackles in 13 games, and had two stops, one sack, one pass deflection and a fumble recovery in the Chiefs' playoff loss to the Chargers (1/2/93). **1991:** Smith started all 16 games at right defensive end, earning his first Pro Bowl berth. He recorded 65 tackles (41 solo), eight sacks, three forced fumbles, two fumbles recoveries, 45 QB pressures and six pass deflections. Smith was named AFC Defensive Player of the Month for September, when he collected 30 tackles, five sacks and two forced fumbles. He had at least four tackles in eight games, including a season-high 10 vs. San Diego (9/29). Smith had seven stops (six solo) in the Chiefs' Wild Card victory over the Raiders (12/28), and made six tackles and knocked down a pass in Kansas City's AFC Divisional Playoff defeat at the hands of the Bills (1/5/92). **1990:** Smith played 16 games and started 15, earning second-team All-NFL mention from *The National*. He recorded 68 tackles (51 solo), including 9.5 sacks, as well as 51 QB pressures, four forced fumbles and two fumble recoveries. Smith had a great day in the Chiefs' AFC Wild Card Playoff loss at Miami (1/5/91), recording six tackles, 1.5 sacks and one forced fumble. He had a season-high nine tackles (7 solo) and a forced fumble at Denver (9/17), and registered two sacks and forced a fumble at Indianapolis (10/7). He had a pair of sacks at New England (12/2) and registered seven stops, 1.5 sacks and a fumble recovery vs. Houston (12/16). **1989:** Smith played in and started 15 games at left defensive end, producing 67 tackles (50 solo), 7.5 sacks (second-most on squad), a team-leading four forced fumbles, two fumble recoveries and three pass deflections. He also scored his first NFL touchdown on a three-yard fumble return at Cleveland (11/19). Smith's one missed assignment came against Cincinnati (10/1) when he was suffering a chest injury sustained the previous week vs. San Diego (9/24). He had eight tackles (seven solo), a sack, two forced fumbles and his fumble return for a touchdown in the Cleveland game. At Green Bay (12/10) he had four stops, two sacks, a forced fumble and a recovered fumble (same fumble) that set up the Chiefs' final touchdown in a 21-3 victory. He made a season-high nine stops (seven solo), one sack and one forced fumble vs. San Diego (12/17). **1988:** Smith played in 13 games with seven starts during his rookie campaign, sharing left defensive end with Leonard Griffin. One of his starts came at right end. Smith missed a good portion of training camp with an ankle injury and then sat out three games after undergoing a non-football related surgery. For the season he recorded 53 tackles (31 solo), 2.5 sacks, three pass deflections and a forced fumble. Smith made his first NFL start at Seattle (9/11) and posted three tackles. His first pro sack came against the Chargers (9/25), along with five tackles. He injured his left ankle in the game and was limited the next two weeks. Smith's best game of the season came against the Raiders (10/16) when he collected six tackles (five solo), a sack, a pass deflection and a forced fumble. He had a season-high seven stops in the rematch with the Raiders (10/30). Smith was the second overall selection of the first round of the 1988 NFL Draft by the Chiefs (Aundray Bruce to Atlanta was first). The Chiefs traded their 1988 second-round pick to Detroit to move up one spot for the opportunity to select Smith.

COLLEGE: Smith finished his college career at Nebraska with 14.5 sacks, 24 tackles for loss and one interception. He was a first-team All-America selection of *The Sporting News* and earned second-team honors from AP and *Football News* as a senior. Smith was named Defensive MVP of the Ricoh Japan Bowl, collecting two sacks, two forced fumbles and two pass deflections in one half. He came to Nebraska a 208-pound freshman who ran the 40-yard dash in 5.09 seconds and had a vertical leap of 30 inches. He graduated weighing 260 pounds, running a 4.59 40, and leaping 35 inches. Smith had 65 tackles (35 solo), 7.5 sacks and 12 tackles for loss as a senior.

PERSONAL: Smith was an all-area and all-district football and basketball player at McDonough 35 High School in his hometown of New Orleans, La. He has an arm length of 44 inches and a wing span of 7-feet, 1-inch. While in Kansas City, Smith was one of the team's most community-minded players. He was involved in various outreach projects, including a community program called "Neil's Deal" directed toward youth. He also earned the "Super Kansas Citizen Award" from the South K.C. Chamber of Commerce and was the national spokesperson for the "Yes I Can" Foundation, which encourages, enhances and empowers children and youth with disabilities to attain their greatest potential. Smith, who is dyslexic, authored a children's book in 1998 titled "Yes I Can! Struggles from Childhood to the NFL," aimed at providing hope and encouragement to children with disabilities. He was named to the U.S. Junior Chamber of Commerce's 58th class of 10 Outstanding Young Americans in March 1996, joining retired Air Force Captain Scott O' Grady and Oklahoma Congressman and former Oklahoma quarterback J.C. Watts. In November 1995, Smith, received the Lab School of Washington's 11th Annual Outstanding Learning Disabled Achievers Award. He and his wife Sheri have a daughter, Nesha (4/9/91), and two sons, Joshua (11/14/82) and Neland (8/18/97). The family makes its home in Aurora, Colo. Smith was born April 10, 1966 in New Orleans.

SMITH'S REGULAR SEASON RECORD

Year	Club	G	S	UT	A	TT	S-Yds.	I-Yds.	PD	FF	FR	TD-Int.	TD-FR	S	Pts.
1988	Kan. City	13	7	31	22	53	2.5-26	0-0	3	1	0	0	0	0	0
1989	Kan. City	15	15	50	17	67	6.5-49.5	0-0	3	4	2	0	0	0	0
1990	Kan. City	16	15	51	17	68	9.5-71	0-0	0	4	2	0	0	0	0
1991	Kan. City	16	16	41	24	65	8-52	0-0	6	3	2	0	0	0	0
1992	Kan. City	16	16	62	15	77	14.5-114.5	1-22	0	2	2	1	0	0	0
1993	Kan. City	16	15	43	12	55	15-127	1-3	0	4	3	0	0	0	0
1994	Kan. City	14	13	37	6	43	11.5-89	1-41	5	5	1	0	0	0	0
1995	Kan. City	16	14	48	16	64	12-82	0-0	3	5	1	0	0	0	0
1996	Kan. City	16	16	40	14	54	6-31.5	0-0	2	1	0	0	0	0	0
1997	Denver	14	13	38	8	46	8.5-39.5	0-0	4	1	0	0	0	0	0
1998	Denver	14	14	25	13	38	4-38	1-2	2	1	0	0	0	0	0
CAREER TOTAL		166	154	466	164	630	98-720	4-68	28	31	13	1	1	0	12

ADDITIONAL STATISTICS: Scored one touchdown on three-yard fumble return, 1989. Scored a touchdown on a 22-yard interception return, 1992. Blocked two field goals, 1993. Blocked one field goal, 1994. Blocked one field goal, 1995. Blocked one field goal, 1996.

SMITH'S POSTSEASON RECORD

Year	Club	G	S	UT	A	TT	S-Yds.	I-Yds.	PD	FF	FR	TD-Int.	TD-FR	S	Pts.
1990	Kan. City	1	1	6	0	6	1.5-5.5	0-0	0	1	0	0	0	0	0
1991	Kan. City	2	2	11	2	13	0-0	0-0	1	0	0	0	0	0	0
1992	Kan. City	1	1	2	0	2	1-13	0-0	1	0	1	0	0	0	0
1993	Kan. City	3	3	13	6	19	3-12	0-0	0	2	0	0	0	0	0
1994	Kan. City	1	1	0	0	0	0-0	0-0	0	0	0	0	0	0	0
1995	Kan. City	1	1	5	2	7	1-7	0-0	0	1	0	0	0	0	0
1997	Denver	4	4	8	2	10	3-26	0-0	1	2	1	0	0	0	0
1998	Denver	3	0	0	1	1	0-0	0-0	1	0	1	0	1	0	6
CAREER TOTAL		16	13	45	13	58	9.5-63.5	0-0	4	6	3	0	1	0	6

ROD SMITH

WIDE RECEIVER

6-0 • 200 • 5TH YR. • MISSOURI SOUTHERN

BORN: May 15, 1970 in Texarkana, Ark.
HIGH SCHOOL: Texarkana High School, Texarkana, Ark.
RESIDES: Parker, Colo.

ACQUIRED: Rookie Free Agent, 1994

PRO YEAR: 5th • YEAR WITH BRONCOS: 5th

NFL GAMES PLAYED/STARTED: 58/34 • **POSTSEASON:** 8/7

80

Rod Smith has now climbed into the echelon of the league's top wide receivers with his performance in 1998, improving upon an already impressive 1997 season that ranked among the best in franchise history. With two straight 1,000-yard seasons for a Broncos team that won back-to-back World Championships, Smith now seeks to climb to even new heights and achieve All-Pro status as the Broncos attempt to defend again. The fifth-year pro has now played in 58 games and started 34, catching 178 passes for 2,791 yards (15.7) with 21 touchdowns and a long of 78 yards. He has also rushed 11 times for 79 yards (7.2) on reverses; returned 24 punts for a 12.3-yard average (295 yds.) with a long of 36; returned

1998 NFL RECEIVING LEADERS

1998 NFL RECEPTIONS LEADERS

PLAYER	TEAM	REC.
1. Eric Moulds	Buffalo	90
2. Frank Sanders	Arizona	89
3. Rod Smith	Denver	86
Marshall Faulk	Indianapolis	86

1998 NFL RECEIVING YARDAGE LEADERS

PLAYER	TEAM	YARDS
1. Antonio Freeman	Green Bay	1,424
2. Eric Moulds	Buffalo	1,368
3. Randy Moss	Minnesota	1,313
4. Rod Smith	Denver	1,222

five kickoffs for a 16.6-yard average (83 yds.) with a long of 29 and completed his only pass attempt, a 14-yarder to John Elway in 1998. Smith now holds the Nos. 3 and 4 spots on the Broncos' all-time single-season receiving-yardage list, with last year's 1,222 yards resting just above his 1,180-yd. total from 1997, becoming just the fifth player in franchise history to post back-to-back 1,000-yard receiving seasons. His combined regular and postseason total of 1,482 receiving yards in 1998 is the best in franchise history, and his combined two-year regular season receiving total of 2,402 yards in 1997 and '98 is the second-best over a two-year span in franchise history, behind Lionel Taylor's 2,411 yds. (1960-61). Smith has also played in eight postseason games (7 starts) and caught 24 passes for 480 yards (20.0) and three touchdowns, with a long of 80, which went for a touchdown in Super Bowl XXXIII vs. Atlanta. The 80-yard score tied for the second-longest play from scrimmage in a Super Bowl game, and ranks as the longest play from scrimmage in Broncos postseason history. Smith's 152 yards in Super Bowl XXXIII rank as the fourth-highest receiving figure in Super Bowl history, and moved him into second place on Denver's all-time postseason receiving chart. He also ranks fifth in receptions (24), third in receiving touchdowns (3) and fourth in avg. yds. per catch (20.0). Smith's first NFL touchdown in 1995 — on his first NFL reception — may always be his most memorable, as he outleaped Washington Redskins All-Pro Darrell Green to haul in a 43-yard John Elway pass in the end zone as time expired, giving Denver a 38-31 victory. Smith entered the NFL in 1994 as a rookie free agent with the Broncos out of Missouri Southern. He spent that season on the practice squad before making the 53-man roster for the first time in '95.

1998: Smith — named second-team All-NFL by *College & Pro Football Newsweekly* — started at wide receiver in all 16 games and continued to establish himself as one of the league's most productive receivers with a team-leading 86 receptions (fourth-best in club history) for 1,222 yds. (third-best in club history) for a 14.2-yard average and six touchdowns, including a long of 58 (vs. K.C., 12/6). He also gained 63 yards rushing on six reverses (1-37 at Wash., 9/27; 1-9 vs. Phila., 10/4; 1-8 vs. Jax., 10/25; 1-7 at K.C., 11/16; 1-12 at S.D., 11/29 and 1-(-10) at Miami, 12/21) to give him 1,285 total yards from scrimmage, and threw one pass, a 14-yd. completion to John Elway (vs. Oak., 11/22). Smith tied for second in the AFC (T3rd NFL) in receptions and ranked second in the AFC (4th NFL) in receiving yards, while also tying for fifth in the AFC (T8th NFL) in third-down receptions (24-352) and ranking eighth (14th NFL) in first downs earned (63). With 1,222 receiving yards this season, on the heels of his 1,180-yd. campaign in 1997, Smith became just the fifth player in franchise history to post 1,000 or more receiving yards in back-to-back seasons (Lionel Taylor, 1960-61; Steve Watson, 1983-84; Anthony Miller, 1994-95 and Shannon Sharpe, 1996-97), and with Ed McCaffrey (1,053) gave Denver two 1,000-yd. receivers in the same season for just the third time in franchise history (1994, '97). He tied his then-career high for receptions vs. Philadelphia (10/4) with 7 for a then-season-high 95 yds. (13.6) and his first two touchdowns of the season. The first score came on an 8-yd. loss from Bubby Brister in the 1st qtr. and a 31-yarder in the 3rd. A week later at Seattle (10/11) Smith shattered his previous career bests with a game-high eight receptions for 136 yards (17.0) and a touchdown, on a season-best 50-yd. reception from John Elway in the first quarter. He posted six catches for 95 yds. (15.8) and a touchdown (28 yds., 4th qtr.) vs. Oakland (11/22), but made the day even more memorable by throwing a pass back to Elway for a 14-yd. completion after taking the ball on a reverse. It was Smith's first career pass completion in the NFL, though he was a part-time quarterback in college. Smith would later haul in a 28-yd. TD pass from Elway in the 4th qtr. to increase Denver's lead to 26-14. At San Diego (11/29), Smith tied his then-career high with 8 receptions and posted his

LONGEST TOUCHDOWN CONNECTIONS IN SUPER BOWL HISTORY

YDS.	QUARTERBACK-RECEIVER	TEAM	OPPONENT	SUPER BOWL	DATE
81	Brett Favre-Antonio Freeman	Green Bay	New England	XXXI	Jan. 26, 1997
80	John Elway-Rod Smith	Denver	Atlanta	XXXIII	Jan. 31, 1999
80	Doug Williams-Ricky Sanders	Washington	Denver	XXII	Jan. 31, 1988
80	Jim Plunkett-Kenny King	Oakland	Philadelphia	XV	Jan. 25, 1981

DENVER BRONCOS SINGLE-SEASON RECEIVING LEADERS

MOST RECEPTIONS			MOST RECEIVING YARDS			MOST RECEIVING TOUCHDOWNS		
PLAYER	YEAR	REC.	PLAYER	YEAR	REC. YDS.	PLAYER	YEAR	REC. TDS
1. Lionel Taylor	1961	100	1. Steve Watson	1981	1,244	1. Anthony Miller	1995	14
2. Lionel Taylor	1960	92	2. Lionel Taylor	1960	1,235	2. Steve Watson	1981	13
3. Shannon Sharpe	1994	87	3. Rod Smith	1998	1,222	3. Rod Smith	1997	12
4. Rod Smith	1998	86	4. Rod Smith	1997	1,180	Lionel Taylor	1960	12

eighth career 100-yd. game (101), while adding a TD on a 13-yd. pass from John Elway in the 2nd qtr. He would post back-to-back 100-yd. games for the first time in his career by virtue of his career-high-tying eight receptions for a career-high 165 yds. (20.6) the next week vs. Kansas City (12/6), which included his longest catch of the season (58 yds. from Elway). It was Smith's ninth career 100-yd. game and his third in '98, as he joined Ed McCaffrey (103 yds.) to give Denver two 100-yd. receivers in the same game for the first time since Nov. 20, 1994 vs. Atlanta (Cedric Tillman — 175, Anthony Miller — 102). He closed the regular season on a high note vs. Seattle (12/27), catching a career-high nine passes for 158 yards (17.6) and a touchdown with a long of 36. His touchdown came on a 33-yd. pass from Elway in the 2nd qtr. to tie the score at 7-7. **Postseason:** Smith started at wide receiver in all three games and was the Broncos' leading receiver with 12 receptions for 260 yds. (21.7) and two touchdowns, including an 80-yard score in Super Bowl XXXIII vs. Atlanta (1/31). His previous postseason long accounted for his other touchdown, on a 28-yd. strike from John Elway in the AFC Divisional Playoff Game vs. Miami (1/9). In that contest he caught four passes for a team-high 71 yards, including the 28-yd. touchdown reception from Elway early in the 4th qtr. Smith added three more receptions for 37 yds. (12.3) with a long of 15 in the AFC Championship Game vs. the Jets (1/17). But he saved his best for last with a five receptions for a game-high 152 yards in the Super Bowl, including the 80-yd. scoring reception from Elway in the 2nd qtr. to give Denver a 17-3 lead. It tied for the second-longest play from scrimmage in Super Bowl history and the longest pass play in Broncos postseason history, and was the longest in the club's Super Bowl history. Additionally, Smith's yardage total was the fourth-highest in a Super Bowl game, and moved him into second place (from seventh) on the Broncos' postseason career list (480).

1997: Smith started all 16 games at wide receiver and finishing second on the team in receptions with 70 for a team-leading 1,180 yards (16.9) with a long of 78 yards and 12 touchdowns in his first year as a full-time starter. The yardage and touchdown totals both represented the third-highest single-season totals in franchise history at the time. He also carried the ball five times on reverses for a net total of 16 yards rushing (3.2), with a long of 21 (at San Diego, 11/30). Smith's 16.9 yards per catch average ranked third in the NFL, and he also ranked fourth in the AFC (T8th NFL) in receiving yardage, tied for 10th (T18th NFL) in receptions, tied for first in the AFC (T2nd NFL) in receiving touchdowns, tied for third (T5th NFL) in total touchdowns and points scored by a non-kicker (T6th NFL), and 11th in total yards from scrimmage (1,143). Smith posted six 100-yard receiving performances in 1997, the second-highest total in franchise history behind Lionel Taylor's seven in 1960. He posted back-to-back two-touchdown games in Weeks Four and Five, and added two more multi-TD games (at Pittsburgh, 12/7 and vs. San Diego, 12/21). Smith posted nine receptions of 30 yards or longer during the regular season (30, 37, 40, 41, 43, 47, 59, 72, and 78), plus two more in postseason play (43 and 40). His 72- and 78-yard receptions represent the two longest completions by Elway to the same receiver in a single season. Smith also returned one punt for 12 yards against St. Louis (9/14). It all began on opening day for Smith vs. Kansas City (8/31) when he set then-career highs with five receptions for 122 yards to lead both teams. His total included a career-best 78-yard reception from John Elway late in the second quarter to set up a Denver field goal. It was the third-longest non-scoring reception in Broncos history. Versus St. Louis (9/14), he caught four passes for 126 yards and two scores (from 72 and 38 yards out) in Denver's 35-14 victory. Smith set a career high for receptions (7) in Week Four vs.

DENVER BRONCOS ALL-TIME POSTSEASON RECEIVING LEADERS

MOST RECEPTIONS			MOST RECEIVING YARDS			MOST RECEIVING TOUCHDOWNS		
PLAYER	GMS.	REC.	PLAYER	GMS.	REC. YDS.	PLAYER	GMS.	REC. TDS
1. Shannon Sharpe	11	42	1. Vance Johnson	10	715	1. Vance Johnson	10	4
2. Vance Johnson	10	40	2. Rod Smith	8	480	2. Rod Smith	8	3
3. Steve Sewell	11	31	3. Shannon Sharpe	11	474	3. seven players tied		2
4. Ed McCaffrey	8	28	4. Mark Jackson	10	426			
5. Rod Smith	8	24	5. Ed McCaffrey	8	415			

Cincinnati (9/21) — a feat he would match at Kansas City on 11/16 — on 82 receiving yards in Denver's 38-20 victory. He also caught two touchdowns in the game from 1 and 8 yards out for his second straight two-TD game. Smith posted a new career high with 130 yards on five receptions in the Broncos' 34-13 Monday Night win over New England in Week Six (10/6). He registered his first NFL rushing attempt at Oakland (10/19), gaining 14 yards on a reverse, to go along with five passes for 58 yards (11.6). His next 100-yard game came vs. Seattle (11/2) when he caught five passes for 114 yards (22.8), including a 59-yard touchdown reception from Elway in the third quarter to put Denver ahead 27-20. It was Smith's fourth 100-yard game of '97, the most by a Bronco since Anthony Miller had five in 1994. Smith also carried once on a reverse and gained three yards. The next Sunday vs. Carolina (11/9), Smith caught four passes for 40 yards (10.0), including his sixth touchdown of the season on a 20-yard pass from John Elway in the third quarter of Denver's 34-0 romp. At Kansas City (11/16), he tied his career high with a game-high seven receptions for 114 yards, including a long of 43, to notch his fifth 100-yard game of the season, tied for second-most in franchise history. His 43-yarder in the first quarter will likely be remembered as one of the most outstanding the league has seen in recent years, as Smith showed remarkable concentration while drawing a pass interference call and nearly being tripped as the ball neared his hands. Smith's seventh touchdown (15 yds.) came vs. Oakland (11/24) on Monday Night Football, and he added his eighth the following week at San Diego (11/30) on a 5-yard reception from Elway, in addition to a career-best 21-yard rushing gain on a reverse. Smith came up big at Pittsburgh (12/7), catching four passes for 115 yards with a long of 41 and two touchdowns, his third two-touchdown game of the season. His scores came on a 37-yard pass play from Elway in the first quarter and a 25-yard play from Elway in the second, as he eclipsed the 1,000-yard receiving mark for the season. He closed the regular season on a high note vs. San Diego (12/21) with his fourth two-TD game, catching four passes for 53 yards and scoring on tosses of 11 and 15 yards from Elway. In the postseason Smith started all four games at wide receiver and caught 11 passes for a team-leading 205 yards (18.6) with a long of 43 yards, which accounted for his only postseason touchdown. The play came in the first quarter of Denver's Wild Card win over Jacksonville (12/27/97) and gave the Broncos a 14-0 lead. He would catch three passes for 99 yards and one TD on the day. All three receptions came in the first half, and came on third down, including a later 40-yard reception on 3rd-and-6 from the Broncos' 12-yard line. That kept the drive alive, as Denver went on to score for a 21-0 lead. His and Ed McCaffrey's blocking from the wide receiver position helped turn reasonable gains on the ground into long ones as Denver racked up 310 yards rushing in the contest, a franchise postseason record and the fifth-most ever in a playoff game. In Denver's 14-10 AFC Divisional Playoff win at Kansas City (1/4/98), he caught two passes for 19 yards. His longest reception, of 17 yards, came on a 3rd-and-7 play late in the second quarter and spotted the Broncos at the Chiefs' 4-yard line, from which they would punch it in to produce their first touchdown of the day and take a 7-0 lead. In Denver's 24-21 AFC Championship Game victory at Pittsburgh (1/11/98), he caught a career playoff-high six passes for 87 yards to lead all Broncos receivers. His longest catch covered 20 yards. Smith started at wideout in Super Bowl XXXII vs. Green Bay (1/25/98), but he did not catch a pass, only recording a fair catch on a punt in the ballgame. **1996:** Smith handled the role of No. 3 receiver for much of the season and caught 16 passes for 237 yards (14.8) and two touchdowns, returned 23 punts for 283 yards (12.3) with a long of 36 and posted one special teams tackle after beginning his season late (vs. Baltimore, 10/20) because of injury. Smith's 12.3-yard punt return average was second-best in the AFC and fourth in the NFL. His first touchdown of the year was the game-winner in Game 9 at Oakland, as he hauled in a 49-yard John Elway pass with 4:14 remaining to give the Broncos a 22-21 win on Monday Night Football. On the night he finished with a career-high four receptions for 72 yards. It was the second time in his two seasons that Smith had caught a game-winning pass, following the dramatic final-play 43-yard touchdown grab from Elway to push the Broncos over the Redskins 38-31 (9/17/95) during his rookie season. His other '96 touchdown came against Oakland in Denver's 24-19 victory Dec. 15. Smith was inactive for the first six games of the season while recovering from a broken collarbone suffered in the preseason at Dallas (8/17). He saw his first action of the regular season vs. Baltimore (10/20), catching one pass for 35 yards and returning a kickoff for 29 yards. Smith regained his No. 1 punt returner job prior to the Kansas City game (10/27), in which he fielded seven punts for 99 yards, including a 36-yarder in the first quarter. He also caught two passes for 22 yards against the Chiefs. Smith began throwing and catching again during the week of the Tampa Bay game (9/15). Prior to his injury, Smith was pushing Ed McCaffrey in competition for a starting wide receiver spot, and was the No. 1 punt returner. In Denver's AFC Divisional Playoff Game vs. Jacksonville, Smith caught one pass for 15

yards, returned two punts for 12 and made two special teams stops. **1995:** Smith was used in all 16 games both at wide receiver and on special teams, where he recorded six tackles and forced a fumble. On the season he had six catches for 152 yards (25.3) with a long of 43, and returned four kickoffs for 54 yards (13.5) with a long of 17. Smith's spectacular game-ending 43-yard touchdown reception from John Elway in Week Three gave the Broncos a 38-31 win over Washington (9/17), and was the first of his NFL career. Smith out-jumped and out-duelled Redskins All-Pro Darrell Green for the ball before landing just inside the end zone as time expired. He recorded his first career kickoff return, for 16 yards, at New England (10/8), and forced a fumble on special teams coverage vs. San Diego (11/19). Smith had his best all-around performance in the season finale at Oakland (12/24), starting at wide receiver as the Broncos opened in a four-wide receiver set. He caught two passes for 56 yards, including a 26-yarder in the fourth quarter on a third-and-10 play, helping the Broncos continue their game-tying drive, en route to a 31-28 come-from-behind victory. **1994:** Smith spent the season as a member of the Broncos' practice squad, showing steady improvement each week, after being signed as a rookie free agent.

COLLEGE: Smith enjoyed a stellar career at Missouri Southern, finishing with league records in career receiving yards (3,043) and touchdowns (34). He also broke the school's reception record (153), and was named first-team All-America by AP, Kodak, Football Gazette, and NCAA Div. II sports information directors after his senior year. In his final season, Smith caught 63 passes for 986 yards and 13 touchdowns, and was a finalist for the Harlon Hill Award, given annually to the top football player at the Division II level. He was named Missouri Southern's Outstanding Graduate in 1994, after completing his collegiate studies with degrees in economics and finance, general business, as well as marketing and management.

PERSONAL: Smith was all-league, all-area, all-state and an Arkansas all-state game choice as a senior at Texarkana High School in Texarkana, Ark. He lettered twice in football and basketball and once in baseball. Smith has two sons, Devin and Roderick, Jr., and a daughter, Vanessa. He was born May 15, 1970 in Texarkana, Ark. Rod makes his home in Parker, Colo.

SMITH'S REGULAR SEASON RECORD

Year	Club	RECEIVING							PUNT RETURNS						KICKOFF RETURNS					
		G	S	No.	Yds.	Avg.	LG	TD	No.	FC	Yds.	Avg.	LG	TD	No.	Yds.	Avg.	LG	TD	
1994	Denver																			
PRACTICE SQUAD																				
1995	Denver	16	1	6	152	25.3	43	1	0	1	0	0.0	—	0	4	54	13.5	17	0	
1996	Denver	10	1	16	237	14.8	49	2	23	15	283	12.3	36	0	1	29	29.0	29	0	
1997	Denver	16	16	70	1,180	16.9	78	12	1	0	12	12.0	12	0	0	0	0.0	—	0	
1998	Denver	16	16	86	1,222	14.2	58	6	0	0	0	0.0	—	0	0	0	0.0	—	0	
CAREER TOTAL		58	34	178	2,791	15.7	78	21	24	16	295	12.3	36	0	5	83	16.6	29	0	

RUSHING

Year	Club	No.	Yds.	Avg.	LG	TD
1995	Denver	0	0	0.0	—	0
1996	Denver	0	0	0.0	—	0
1997	Denver	5	16	3.2	21	0
1998	Denver	6	63	10.5	37	0
CAREER TOTAL		11	79	7.2	37	0

SCORING

Year	Club	TD	TD	TD	TD	TD	Pts.
1995	Denver	1	0	1	0	0	6
1996	Denver	2	0	2	0	0	12
1997	Denver	12	0	12	0	0	72
1998	Denver	7	0	6	1	0	42
CAREER TOTAL		22	0	21	1	0	132

ADDITIONAL STATISTICS: Special teams tackles — 1995 (6), 1996 (1), TOTAL (7). Smith attempted one pass in 1998, a 14-yard completion to John Elway (vs. Oakland, 11/22/98), for a passer rating of 118.8.

SMITH'S POSTSEASON RECORD

Year	Club	G	S	RECEIVING					PUNT RETURNS					SCORING				
				No.	Yds.	Avg.	LG	TD	No.	FC	Yds.	Avg.	LG	TD	TD	TD	TD	Pts.
1996	Denver	1	0	1	15	15.0	15	0	2	0	12	6.0	6	0	0	0	0	0
1997	Denver	4	4	11	205	18.6	43	1	0	1	0	0	—	0	1	0	0	6
1998	Denver	3	3	12	260	21.7	80	2	0	0	0	0	—	0	2	0	0	12
CAREER TOTAL		8	7	24	480	20.0	80	3	2	1	12	6.0	6	0	3	0	0	18

ADDITIONAL STATISTICS: Special teams tackles — 1996 (2). Rushed once for 1 yard, 1998.

SMITH'S SINGLE-GAME HIGHS

(Postseason in parenthesis)

Most receptions — 9 vs. Seattle, 12/27/98 (6 at Pittsburgh, 1/11/98). **Most receiving yards** — 165 vs. Kansas City, 12/6/98 (152 vs. Atlanta, 1/31/99). **Longest reception** — 78 yds. vs. Kansas City, 8/31/97 (80t vs. Atlanta, 1/31/99). **Most receiving touchdowns** — 2, five times, most recently vs. Philadelphia, 10/4/98 (1 three time, most recently vs. Atlanta, 1/31/99). **Most punt returns** — 7 vs. Kansas City, 10/27/96 (2 vs. Jacksonville, 1/4/97). **Most punt return yards** — 99 vs. Kansas City, 10/27/96 (12 vs. Jacksonville, 1/4/97). **Longest punt return** — 36 vs. Kansas City, 10/27/96 (6 vs. Jacksonville, 1/4/97). **Most kickoff returns** — 4 vs. Jacksonville, 12/3/95. **Most kickoff return yards** — 54 vs. Jacksonville, 12/3/95. **Longest kickoff return** — 29 vs. Baltimore, 10/20/96.



MAA TANUVASA

DEF. TACKLE

6-2 • 270 • 6TH YR. • HAWAII

BORN: November 6, 1970 in American Samoa
HIGH SCHOOL: Mililani High School, Mililani, Hawaii
RESIDES: Highlands Ranch, Colo.
ACQUIRED: Free Agent, 1995
PRO YEAR: 6th • **YEAR WITH BRONCOS:** 5th
NFL GAMES PLAYED/STARTED: 48/22 • **POSTSEASON:** 8/7

98

Maa Tanuvasa has developed into a top-flight NFL defensive lineman, capable of playing both the tackle and end positions, as he has tied for the team lead in sacks each of the past two seasons. After starting the majority of games at right defensive tackle in 1997, Tanuvasa started every game at right defensive end in '98, and seeks to utilize that versatility again in the coming season to keep Denver's defensive line ranking among the best in the league. He makes up for his lack of prototypical size with extraordinary quickness, strength and agility. Tanuvasa has played in 48 regular season games (22 starts) and posted 98 tackles (82 solo), including 22 sacks (-150), with three fumble recoveries, one forced fumble and one pass defensed. In eight postseason contests (seven starts) he has added 13 tackles (9 solo), including one sack (-8). Tanuvasa was signed by the Broncos in February 1995 after brief stints with the Rams and Steelers. He was originally an eighth round pick (209th overall) out of Hawaii in 1993 by the Rams.

1998: Tanuvasa started at right defensive end in all 16 games and posted 53 tackles (47 solo), including 8.5 sacks (-73.5) to tie for the team lead and tie for 10th in the AFC, as well as a forced fumble, two fumble recoveries and a kickoff return for 13 yds. (vs. Oak., 11/22). Tanuvasa recorded 5.5 sacks in a six-game stretch during the second half of the season (Nov. 8-Dec. 13). His first sack of the season came in Week 1 vs. New England (9/7) when he dropped Drew Bledsoe midway through the third quarter (-9), and his second came two weeks later at Oakland (9/20) when he toppled Jeff George late in the third quarter (-7). Tanuvasa registered his third sack at Seattle (10/11), dropping Warren Moon for a 5-yd. loss just before halftime, en route to his high-tackle game of the season (7; 5 solo). His fourth came vs. San Diego (11/8) when he dropped Chargers QB Ryan Leaf for a 3-yd. loss on his team's first offensive play from scrimmage. Tanuvasa came up big again late in the game, collecting a Natrone Means fumble that had been forced by Bill Romanowski at the Denver 3-yd. line to keep San Diego out of the end zone with 3:57 remaining in the game. Tanuvasa posted his first two-sack game of the season before a Monday Night Football audience at Kansas City (11/16), dropping Rich Gannon for a 14-yd. loss on the final play of the first half, and for a 9-yd. loss on the Chiefs' final series of the game. A week later vs. Oakland (11/22) he raised his total to seven by sacking Raiders quarterback Donald Hollas early in the 4th qtr., and also recorded his first career kickoff return by plowing forward for 13 yds. after fielding a short game-opening kickoff. Tanuvasa made a key play at a crucial moment at San Diego (11/29), stripping the ball from Kenny Bynum at the Broncos' 2-yd. line, thwarting a potential Chargers scoring drive with Denver holding a slim 14-10 lead. He recorded his eighth sack vs. Kansas City (12/6), getting to Rich Gannon for a 4-yd. loss on the Chiefs' final possession. Tanuvasa had previously recovered his second fumble of the season after the ball was knocked loose by Darrien Gordon to end the Chiefs' first drive at the Broncos' 37-yd. line. Tanuvasa combined with Trevor Pryce for an 11-yd. sack of Giants QB Kent Graham at New York (12/13) to raise his season tally to 8.5, en route to a season-high seven solo tackles (tied season-high for total tackles).

Postseason: Tanuvasa started at right defensive end in all three games and posted five tackles (3 solo). In the AFC Divisional Playoff Game vs. Miami (1/9) he had one solo tackle, and he came back with one assisted tackle in the AFC Championship Game vs. the Jets (1/17). Tanuvasa closed an outstanding season with three tackles (2 solo) in Super Bowl XXXIII vs. Atlanta (1/31).

1997: Tanuvasa saw action in 15 of the 16 games and started five after moving into a full-time role at right defensive tackle before the ninth game of the season (vs. Seattle, 11/2). He made quite an impact with 21 tackles (20 solo), including 8.5 sacks (-44.5), tied for the team lead and tied for 10th-most in the AFC. Tanuvasa suffered a sprained right ankle early in the first quarter vs. Oakland (11/24) and did not return to the game. X-rays were taken, and proved negative, but the ankle would bother him for the remainder of the season. He played but did not start the next week at San Diego (11/30), and was inactive the following week at Pittsburgh (12/7). Tanuvasa had a breakout game on Monday Night Football vs. New England in Week Six (10/6), posting three sacks (-23) of Patriots quarterback Drew Bledsoe, the most by a Bronco since Simon Fletcher had four

in a Nov. 11, 1990 game at San Diego. Tanuvasa's first two sacks came in the season-opener against Kansas City (8/31), and he added his third vs. Cincinnati (9/21). He reached 7.5 with one solo vs. Carolina (11/9) and 8.5 with another solo at Kansas City (11/16). He also had a career-high six solo stops in the K.C. game. In the postseason Tanuvasa started all four games at right defensive tackle and made seven stops (5 solo), including one sack (-8), which came in the Wild Card win over Jacksonville (12/27/97). He had two tackles in that game, two solo stops the next week at Kansas City (1/4/98), two tackles (one solo) at Pittsburgh (1/11/98) in the AFC Championship Game, and one solo stop in Denver's 31-24 Super Bowl XXXII victory over Green Bay (1/25/98). **1996:** Tanuvasa played in all 16 regular season games and made one start at right defensive tackle (at San Diego, 12/22) in place of Michael Dean Perry (ankle). He played as a reserve on the defensive line in the other 15 contests and had a breakthrough season with 24 tackles (15 solo) — including five sacks (-39) — and one pass break-up. He also made one tackle on special teams. On opening day vs. the Jets (9/1) Tanuvasa was credited with one of the Broncos' nine sacks in Denver's 31-6 victory. He registered his second sack of the season as well as one solo tackle in Denver's 28-17 win over San Diego (10/6) and added his third sack — among six total tackles (four solo) — at Oakland (11/4) in a Monday Night game won by the Broncos 22-21. Tanuvasa's fourth sack came at New England (11/17), and his season was capped by his career-high fifth at San Diego (12/22), as he started his first NFL contest at right defensive tackle in place of Michael Dean Perry (ankle). For the night he made three total tackles (2 solo) and broke up a pass. In Denver's AFC Divisional Playoff vs. Jacksonville (1/4/97) Tanuvasa saw action on the defensive line and made one solo tackle. **1995:** Tanuvasa, originally signed by the Broncos Feb. 22, 1995, spent the first eight games of the season on the practice squad before being elevated to the active roster Oct. 24. He was declared inactive for each of his first two games, before making his first professional appearance against San Diego (11/19), seeing action on special teams. **1994:** Tanuvasa spent a portion of the season as a member of the Pittsburgh Steelers practice squad after being released by the Rams in training camp. He started the Rams' first preseason game at Green Bay (8/6/94). **1993:** Tanuvasa spent the season on injured reserve with the Rams after injuring his knee in a preseason game at Cleveland (8/21/93).

COLLEGE: Tanuvasa finished his three-year career at the University of Hawaii with 190 tackles (116 solo) and 10 sacks. As a senior he had 84 tackles (57 solo) and 10 sacks. He posted 41 stops (27 solo) as a junior and 65 (32 solo) as a sophomore.

PERSONAL: Tanuvasa was an Oahu Interscholastic Association All-Star selection in both football and track at Mililani High School in Mililani, Hawaii. His first name means "rock" in Samoan, providing the reason for his nickname "The Rock." Maa Junior Tanuvasa was born Nov. 6, 1970 in American Samoa. His name is pronounced "MAH-ah TAH-noo-VAH-sah." He and his wife, Kris, have a daughter, Chantel (10), and a son, Maa, Jr. (1). The family makes its home in Highlands Ranch, Colo.

TANUVASA'S REGULAR SEASON RECORD

Year	Club	G	S	UT	A	TT	S-Yds.	I-Yds.	PD	FF	FR	TD-Int.	TD-FR	S	Pts.
1993	L.A. Rams														
1994	Rams/Pitt.														
1995	Denver	1	0	0	0	0	0-0	0-0	0	0	0	0	0	0	0
1996	Denver	16	1	15	9	24	5-39	0-0	1	0	1	0	0	0	0
1997	Denver	15	5	20	1	21	8.5-44.5	0-0	0	0	0	0	0	0	0
1998	Denver	16	16	47	6	53	8.5-66.5	0-0	0	1	2	0	0	0	0
CAREER TOTAL		48	22	82	16	98	22-150	0-0	1	1	3	0	0	0	0

TANUVASA'S POSTSEASON RECORD

Year	Club	G	S	UT	A	TT	S-Yds.	I-Yds.	PD	FF	FR	TD-Int.	TD-FR	S	Pts.
1996	Denver	1	0	1	0	1	0-0	0-0	0	0	0	0	0	0	0
1997	Denver	4	4	5	2	7	1-8	0-0	0	0	0	0	0	0	0
1998	Denver	3	3	3	2	5	0-0	0-0	0	0	0	0	0	0	0
CAREER TOTAL		8	7	9	4	13	1-8	0-0	0	0	0	0	0	0	0

TREY TEAGUE

TACKLE

6-5 • 285 • 2ND YR. • TENNESSEE

BORN: Dec. 27, 1974 in Jackson, Tenn.
HIGH SCHOOL: University High School, Jackson, Tenn.
RESIDES: Jackson, Tenn.
ACQUIRED: Draft #7a (200th overall), 1998
PRO YEAR: 2nd • **YEAR WITH BRONCOS:** 2nd
NFL GAMES PLAYED/STARTED: 0/0

70



Trey Teague enters his second NFL season with great promise for the future after a rookie season in which he gained valuable experience learning from the premier offensive line in the league. He figures to provide strong depth at either tackle position in 1999. Teague was selected by Denver in the seventh round (No. 200 overall) of the 1998 NFL Draft.

1998: Teague was declared inactive (Fri.) for all 16 games in his rookie season. **Postseason:** Teague was declared inactive for all three games.

COLLEGE: Teague was a two-year starter on the offensive line at Tennessee, earning third-team All-America and first-team All-Southeastern Conference kudos from The Poor Man's Guide to the NFL Draft as a senior. He started all year at center, registering 87 knockdowns while grading 83.5% for a team that ranked fourth in the nation with an average of 482.8 yards per game in total offense. As a junior, Teague started the first eight games at left tackle and the last four at center, after a sophomore seasons in which he played in every game, starting the final two at right tackle. He saw limited action with the field goal unit and as a reserve offensive tackle as a freshman after redshirting in 1993. Teague was a wildlife and fisheries major at Tennessee.

PERSONAL: Teague was a *Super Prep* and *Blue Chip Illustrated* All-American while playing at University High School in Jackson, Tenn., where he also competed in track, finishing second in the state final of the shot put. Fred Everette Teague III was born Dec. 27, 1974 in Jackson, Tenn.

KEITH TRAYLOR

DEF. TACKLE

6-2 • 304 • 8TH YR. • CENTRAL STATE (OKLA.)

BORN: September 3, 1969 in Little Rock, Ark.
HIGH SCHOOL: Malvern High School, Malvern, Ark.
RESIDES: Lone Tree, Colo.
ACQUIRED: Unrestricted Free Agent (Kansas City), 1995
PRO YEAR: 8th • **YEAR WITH BRONCOS:** 5th
NFL GAMES PLAYED/STARTED: 99/36 • **POSTSEASON:** 10/7

94



Keith Traylor has continued to develop into one of the most formidable defensive tackles in the National Football League, further refining his game in his two years back in Denver where he began his career as a linebacker in 1991. He has become the immovable object the Broncos so desperately needed in the middle of their defensive line, and appears headed toward Pro Bowl status in the near future. Traylor, who spent his first two pro seasons in Denver, has also played for Green Bay and Kansas City, as well as in the World League of American Football (now called NFL Europe). He has played in 99 regular season games (36 starts) and posted 228 tackles (160 solo), including 7.5 sacks (-57), with nine pass breakups, three forced fumbles and two fumble recoveries. In 10 postseason contests (seven starts) he has added 19 tackles (14 solo), including one sack (-1), with three passes defended. A unique athlete, Traylor has grown into the current force he is in the middle of the defense without losing any of the quickness he brought with him from Central State (Okla.) as a third-round draft choice (61st overall) in 1991. At 6-2, 304 lbs., Traylor is not only one of the quickest linemen in the NFL, he is also one of very few who can dunk a basketball.

1998: Traylor played in 15 of the 16 games, and started 14 at left defensive tackle, posting 49 tackles (40 solo), including two sacks (-8), two passes defended and a fumble recovery. His first sack came vs. Philadelphia (10/4) on Bobby Hoyer in the third quarter of Denver's 41-16 win, and his second came at Kansas City (11/16) on Monday Night Football when he stopped Rich Gannon for a 1-yd. loss. Traylor's fumble recovery came against Jacksonville (10/25) after a bad center/QB exchange at the Jaguars' 9-yd. line, setting up a two-play TD drive to give Denver a 17-3 lead in

the second quarter. He suffered a sprained ankle in the third quarter of the Dallas game (9/13), and did not return. Traylor returned to practice the following Friday, but was declared inactive two days later at Oakland (9/20). He returned to the starting lineup in Week Four at Washington (9/27) and posted his high-tackle game with five solos. Traylor played but did not start at Seattle (10/11) when the Seahawks opened the game in a three-wide receiver alignment, Traylor's high-tackle game of the season came vs. San Diego (11/8) when he posted six (4 solo) in a 27-10 Broncos win. Preseason: Traylor started all four games at left defensive tackle and recorded seven solo tackles, including one sack (-9). **Postseason:** Traylor started at left defensive tackle in all three games and made six tackles (3 solo) and one pass defended. He posted two solo tackles in the AFC Divisional Playoff Game vs. Miami (1/9), and added an assisted tackle in the AFC Championship Game vs. the Jets (1/17). His pass defended, as well as three tackles (1 solo), came in Super Bowl XXXIII vs. Atlanta (1/31).

1997: Traylor was outstanding in starting all 16 games at left defensive tackle and leading all Denver defensive linemen with 51 tackles (39 solo), including two sacks (-20), two passes defended and one interception. The pickoff — the first of his career — came at Buffalo (10/26) and was returned 62 yards for his first professional touchdown. He began the regular season against one of his former clubs, as he registered three tackles (one solo) in Denver's 19-3 victory over the Chiefs. He had six stops (four solo) the next week at Seattle (9/7) and registered his first sack of the season (-12) to go along with four solo tackles in Denver's 35-14 win over St. Louis on Sept. 14. Traylor missed several series in the Cincinnati game (9/21) with a bruised right shoulder, but did return to limited action and had one solo stop in Denver's 38-20 win. He tied a season-high with six tackles (four solo) the next week at Atlanta in a 29-21 victory. His action was limited against Seattle (11/2) because of a deep thigh bruise, but he came back the next week against Carolina (11/9) and recorded four solo tackles in Denver's 34-0 victory. In the postseason Traylor started all four games at left defensive tackle and recorded 11 stops (9 solo), including one sack (-1), with two passes defended. In the AFC Wild Card Playoff vs. Jacksonville (12/27/97), Traylor started at left defensive tackle and posted four tackles (3 solo) with one pass defended. The next week in Denver's 14-10 AFC Divisional Playoff win at Kansas City (1/4/98), he posted three solo tackles, two of which came behind the line of scrimmage just two days after the death of his mother. After the game, he was awarded the game ball in the locker room by head coach Mike Shanahan. In the AFC Championship Game at Pittsburgh, he made a big impact with two tackles (1 solo), including a sack (-1) and a pass defended as Denver advanced to the Super Bowl with a 24-21 victory. In Super Bowl XXXII vs. Green Bay (1/25/98), Traylor started at left defensive tackle and posted two solo tackles in Denver's 31-24 win over the Packers. **1996:** Traylor shared time on the defensive line for the Chiefs and posted a career-high 42 tackles (31 solo) with one sack, 11 quarterback pressures, one forced fumble and one pass defended. He played in 15 games, including a start against Indianapolis (12/15/96) at right defensive tackle, in which he made four tackles (3 solo). Traylor's one sack came against Detroit (11/28) for a three-yard loss. He also blocked a field goal against the Raiders (9/8) in a Kansas City victory, and had a season-high six tackles with two quarterback pressures vs. Pittsburgh (10/7) on Monday Night Football. **1995:** Traylor was a steady backup at defensive tackle, playing in the NFL for the first time since 1993. He played in all 16 games, contributing 19 tackles (13 solo), 1.5 sacks, one forced fumble, one fumble recovery, four passes defended and 33 quarterback pressures. Traylor's best game was a three-tackle, one-sack effort vs. San Diego (10/9). He had two tackles in the Chiefs' playoff loss to Indianapolis (1/7/96). In the spring of 1995 Traylor was with the Barcelona Dragons of the World League, playing in eight of 10 games (three starts) and posting 16 tackles, including 14 solo stops, and recovering a pair of fumbles. **1994:** Traylor was signed by Kansas City Feb. 9 and was waived during the final roster cutdown Aug. 28. He did not sign with any other team that season. **1993:** Traylor was signed by the Raiders as a free agent July 19 after the Broncos chose not to re-sign him. He was waived by the Raiders Aug. 30, then signed with Green Bay Sept. 14 and played in five games, making one tackle. He was released by the Packers Nov. 9 and signed with Kansas City Jan. 5, 1994, in time to be active for the Chiefs' playoff loss to the Steelers (1/8/94). Traylor was then released two days later. **1992:** Traylor saw action in all 16 games with Denver (one start), making 39 tackles (21 solo), one fumble recovery and one sack. He notched his first NFL sack vs. Seattle (12/20). **1991:** Traylor earned all-rookie honors from *Pro Football Weekly* and *Football Digest* as a linebacker for the Broncos. He played in all 16 games and started two. Traylor was a backup to Michael Brooks and Karl Mecklenburg at inside linebacker and made 27 tackles (12 solo) on defense, as well as 16 more (nine solo) on special teams. He started for Brooks vs. Seattle (9/15), making nine stops, and vs. San Diego (9/22), recording 10 tackles. Traylor was also

used at the fullback position in several postseason goal-line situations, a la the Bears' William "Refrigerator" Perry. Traylor played in both playoff games with the Broncos. He was picked by Denver in the third round (61st overall) of the 1991 NFL Draft.

COLLEGE: Traylor played collegiately for two seasons at Central State (Okla.) after transferring from Coffeyville (Kan.) Junior College. At Central State he made 146 tackles, five sacks, two interceptions, three forced fumbles and two fumble recoveries. Traylor played in just four full games and parts of two others as a senior because of a leg injury, but still managed 67 tackles and three forced fumbles. He was a first-team All-Lone Star Conference pick as a junior when he amassed 79 stops, five sacks, two fumble recoveries and two interceptions. Traylor's two years as a starter at Coffeyville included an MVP performance in the 1988 JUCO Championship Game. He had 229 tackles, 14 sacks and nine interceptions at Coffeyville.

PERSONAL: A native of Little Rock, Ark., Traylor was a two-time all-state and all-conference linebacker at Malvern (Ark.) High School. He was also a standout on the basketball court and the baseball diamond, earning all-state and all-conference honors in both sports. Traylor was rated among the 10 best prospects in the state of Arkansas. In his spare time he enjoys playing basketball and pool. Keith has one son, Brandon (3/4/87). He and his wife Krista reside in Lone Tree, Colo. Byron Keith Traylor was born Sept. 3, 1969, in Little Rock, Ark.

TRAYLOR'S REGULAR SEASON RECORD

Year	Club	G	S	UT	A	TT	S-Yds.	I-Yds.	PD	FF	FR	TD-Int.	TD-FR	S	Pts.
1991	Denver	16	2	12	15	27	0-0	0-0	0	0	0	0	0	0	0
1992	Denver	16	3	21	18	39	1-14	0-0	0	1	0	0	0	0	0
1993	G.B./K.C.	5	0	1	0	1	0-0	0-0	0	0	0	0	0	0	0
1994							OUT OF FOOTBALL								
1995	Kan. City	16	0	16	3	19	1.5-12.5	0-0	4	1	1	0	0	0	0
1996	Kan. City	15	1	31	11	42	1-3	0-0	1	1	0	0	0	0	0
1997	Denver	16	16	39	12	51	2-20	1-62t	2	0	0	1	0	0	6
1998	Denver	15	14	40	9	49	2-8	0-0	2	0	1	0	0	0	0
CAREER TOTAL		99	36	160	68	228	7.5-57	1-62t	9	3	2	1	0	0	6

ADDITIONAL STATISTICS: Special teams tackles — 1991 (16), Blocked one field goal, 1996. His one career touchdown came on a 62-yard interception return at Buffalo, 10/26/97.

TRAYLOR'S POSTSEASON RECORD

Year	Club	G	S	UT	A	TT	S-Yds.	I-Yds.	PD	FF	FR	TD-Int.	TD-FR	S	Pts.
1991	Denver	2	0	0	0	0	0-0	0-0	0	0	0	0	0	0	0
1995	Kan. City	1	0	2	0	2	0-0	0-0	0	0	0	0	0	0	0
1997	Denver	4	4	9	2	11	1-1	0-0	2	0	0	0	0	0	0
1998	Denver	3	3	3	3	6	0-0	0-0	1	0	0	0	0	0	0
CAREER TOTAL		10	7	14	5	19	1-1	0-0	3	0	0	0	0	0	0



MELVIN TUTEN

TACKLE

6-6 • 305 • 3RD YR. • SYRACUSE

BORN: November 11, 1971 in Washington, D.C.
HIGH SCHOOL: Woodrow Wilson High School, Washington, D.C.
RESIDES: Washington, D.C.
ACQUIRED: Free Agent, 1999
PRO YEAR: 3rd • **YEAR WITH BRONCOS:** 1st
NFL GAMES PLAYED/STARTED: 32/9

7

Melvin Tuten returns to the Broncos' in 1999 after going through camp last year with the club. A big tackle with good athletic ability, Tuten was a part-time starter for Cincinnati in 1995-96, playing in 32 career games and making nine starts. He signed a future contract with the Broncos Dec. 30, 1998 while Denver was still active in the playoffs, and spent the spring of 1999 with Barcelona in the NFL Europe League. Tuten entered the NFL in 1995 as the Bengals' third-round draft choice (No. 69 overall).

1998: Tuten was out of football after being waived by Denver Aug. 25. He had signed a future contract with the club as a free agent, Jan. 2, 1998, while the Broncos were still active in the playoffs.

1997: Tuten was out of football after being waived by Cincinnati Aug. 18. **1996:** Tuten played in all 16 games and made seven starts for Cincinnati. He started the first six games at left tackle and the second to last game at right tackle, and also contributed on special teams. **1995:** Tuten played in all 16 games and made two starts for Cincinnati. He also played short-yardage tight end, catching two passes for 12 yards, including a three-yard touchdown from Jeff Blake vs. Jacksonville (9/10).

COLLEGE: Tuten started his college career at Syracuse at tight end, but he was switched to left tackle during the 1992 season and started there in '93 and '94. He had 51 knockdown blocks as a junior, and was credited with 44 more as a senior when the the Orangemen ran for 200.9 yards per game. He helped the offense average 392.5 yards per game in '93. Tuten redshirted in 1991. Tuten, a sociology major, also played some basketball at SU.

PERSONAL: Tuten attended Woodrow Wilson High School in Washington, D.C., where he played football and was named MVP of his basketball team. Melvin Eugene Tuten, Jr., was born Nov. 11, 1971 in Washington, D.C. He resides in Washington, D.C.

TUTEN REGULAR SEASON RECORD

Year	Club	G	S	TD	TDp	TDt	2pt	Pts.
1995	Cincinnati	16	2	1	0	1	0	6
1996	Cincinnati	16	7	0	0	0	0	0
1997-98								
OUT OF FOOTBALL								
CAREER TOTAL		32	9	1	0	1	0	6

ADDITIONAL STATISTICS: Tuten has caught two passes (both in '95) for 12 yards and one touchdown (three yards).



ARTIE ULMER LINEBACKER

6-3 • 247 • 2ND YR. • VALDOSTA STATE

BORN: July 30, 1973 in Rincon, Ga.
HIGH SCHOOL: Effingham County High School in Rincon, Ga.
RESIDES: Valdosta, Ga.
ACQUIRED: Free Agent, 1999
PRO YEAR: 2nd • **YEAR WITH BRONCOS:** 1st
NFL GAMES PLAYED/STARTED: 0/0

50

Artie Ulmer was signed by the Broncos this past offseason to help shore up a linebacking corps that lost two players (Keith Burns and Seth Joyner) off its roster from last season. Ulmer has yet to play in an NFL game, having spent time previously with Minnesota, who drafted him in 1997 (7th round/No. 220 overall).

1998: Ulmer was out of football after being waived by Minnesota Aug. 25.

1997: Ulmer was a member of the Vikings' active roster for the final 11 games of the season but did not see any game action.

COLLEGE: Ulmer was All-Gulf South Conference at Valdosta State, finishing second in the conference in sacks (8) as a senior defensive tackle. He transferred in 1995 from Georgia Southern where he hadn't played since 1993 when he was limited to two games by a shoulder problem. He did not play in 1992 and was redshirted in 1991. Ulmer was an education major at Valdosta State.

PERSONAL: Ulmer was an all-area lineman at Effingham County High School in Rincon, Ga. He was born in Rincon July 30, 1973.



RONNIE WARD LINEBACKER

6-0 • 230 • 2ND YR. • KANSAS

BORN: February 11, 1974 in St. Louis, Mo.
HIGH SCHOOL: Hazelwood East High School, St. Louis, Mo.
RESIDES: St. Louis, Mo.
ACQUIRED: Free Agent, 1999
PRO YEAR: 2nd • **YEAR WITH BRONCOS:** 1st
NFL GAMES PLAYED/STARTED: 4/0

57

Ronnie Ward seeks to add depth to the Broncos' linebacking corps in 1999, utilizing his speed and quickness. He has played in four NFL games in his career after being chosen by Miami in the third round of the 1997 NFL Draft.

1998: Ward was waived by Miami Aug. 25, 1998 and was out of football.

1997: Ward was placed on injured reserve by Miami Sept. 29 with a non-displaced fracture of his left tibia. He had played on special teams in four games and posted seven tackles.

COLLEGE: Ward was a four-year letterman and three-year starter at Kansas, where he compiled 335 tackles (10 for loss), three sacks, four fumble recoveries, six forced fumbles, two inter-

ceptions and six passes defended. He was a defensive captain and second-team All-Big 12 as a senior, posting 121 tackles. He received a medical redshirt in 1995 due to a shoulder injury. Ward was honorable mention All Big 8 as a junior in 1994 when he led the team with 98 tackles. He started at right outside linebacker his sophomore year, finishing with 81 tackles. He received third-team Freshman All-America honors by *The Football News* and was named the Jayhawks' Rookie of the Year in 1992. Ward, an economics major, was a teammate of Broncos guard Chris Banks.

PERSONAL: Ward attended Hazelwood East High School in St. Louis, Mo., where he was the state's Gatorade Player of the Year as a senior and one of five finalists for the national prep player of the year award as a linebacker, fullback and punt returner. Ward also lettered in basketball and baseball. Ronnie V. Ward was born Feb. 11, 1974 in St. Louis. He is single and resides in St. Louis.

WARD'S REGULAR SEASON RECORD

Year	Club	G	S	UT	A	TT	S-Yds.	I-Yds.	PD	FR	FF	TD-Int.	TD-FR	S	Pts.
1997	Miami	4	0	0	0	0	0-0	0-0	0	0	0	0	0	0	0
1998															
OUT OF FOOTBALL															
CAREER TOTAL		4	0	0	0	0	0-0	0-0	0	0	0	0	0	0	0

ADDITIONAL STATISTICS: Special Teams Tackles - 1997 (7).



NATE WAYNE LINEBACKER

6-0 • 230 • 2ND YR. • MISSISSIPPI

BORN: January 12, 1975 in Macon, Miss.
HIGH SCHOOL: Noxubee County High School, Macon, Miss.
RESIDES: Aurora, Colo.
ACQUIRED: Draft #7b (219th overall), 1998
PRO YEAR: 2nd • **YEAR WITH BRONCOS:** 2nd
NFL GAMES PLAYED/STARTED: 1/0

54

Nate Wayne returns to the Broncos in 1999 with a quest to make a bigger impact after a rookie season that was primarily a learning experience, and an offseason spent playing for the Barcelona Dragons in NFL Europe. He saw action in one game last year for the Broncos after being drafted in the seventh round (No. 219 overall).

1998: Wayne was declared inactive for 15 of the 16 games in his rookie season, seeing his first professional action at Seattle (10/11) in a special teams capacity. He responded with two tackles. Wayne was a game-day inactive at Washington (9/27) and Cincinnati (11/1). Wayne showed promise in the preseason, finishing second on the team in tackles (16) and starting one game.

Postseason: Wayne was declared inactive for all three games.

COLLEGE: Wayne was a two-year starter at Mississippi, playing mostly at the middle linebacker position. He was the recipient of the Defensive Most Valuable Player Award from the Rebel Club of Jackson as a junior when he led the team with 115 tackles (62 solos), including 2.5 sacks (-22) and five tackles-for-loss (-16). He redshirted in 1993. He was a criminal justice major at Ole Miss.

PERSONAL: Wayne was an all-district and honorable mention all-state pick as a senior strong safety at Noxubee County High School in Macon, Miss. He recorded 130 tackles (59 solos) with five sacks, six forced fumbles and seven interceptions, returning two for touchdowns. Wayne lettered twice in football and was a three-time all-district selection in basketball, averaging 26.5 points per game in his final year. Nate and his wife, Tamiko, have a daughter, Nata (9/12/94), and were expecting their second child in the summer of 1999. Nate was born Jan. 12, 1975 in Chicago, Ill.

WAYNE'S REGULAR SEASON RECORD

Year	Club	G	S	UT	A	TT	S-Yds.	I-Yds.	PD	FR	FF	TD-Int.	TD-FR	S	Pts.
1998	Denver	1	0	0	0	0	0-0	0-0	0	0	0	0	0	0	0

ADDITIONAL STATISTICS: Special Teams Tackles - 1998 (2).



ALFRED WILLIAMS DEF. END

6-6 • 265 • 9TH YR. • COLORADO

BORN: November 6, 1968 in Houston, Texas

HIGH SCHOOL: Jesse H. Jones Sr. High School, Houston, Tex.

RESIDES: Aurora, Colo.

ACQUIRED: Unrestricted Free Agent (San Fran.), 1996

PRO YEAR: 9th • **YEAR WITH BRONCOS:** 4th

NFL GAMES PLAYED/STARTED: 121/86 • **POSTSEASON:** 9/5

91

Alfred Williams seeks to rebound from a difficult season in which he missed the first six games while rehabilitating a triceps injury on which he had undergone surgery in the offseason. He returns in 1999 with a full offseason to prepare, and looks to return to the form that saw him lead the team in sacks in 1996 and share the lead in '97. Williams, who came to Denver as an unrestricted free agent in 1996 from San Francisco, has tallied 24.5 sacks over the past two seasons, leading the club over that period. He has played in 121 regular season games (86 starts) with 314 tackles (258 solo), 21 pass breakups, 12 forced fumbles, five fumble recoveries and 55.5 sacks (-410 yards), and played in nine postseason contests (five starts) with 19 tackles (15 solo), three pass breakups and two sacks (-14 yards). Williams played in the Pro Bowl following the 1996 season, and earned several All-NFL honors. The former University of Colorado All-American was drafted 18th overall in 1991 by Cincinnati, with whom he spent his first four NFL seasons before signing with San Francisco in 1995. He signed with the Broncos Feb. 26, 1996, fulfilling a quest he had made known since leaving CU after his collegiate career.

1998: Williams played in 10 games after being activated from the reserve/P.U.P. list Oct. 23 and posted 19 tackles (11 solo), including three sacks (-24), to go along with two passes defended (at NYG, 12/13 and vs. Oak., 11/22). His first sack at Cincinnati (11/1) on Neil O'Donnell in the 4th qtr., and the second came vs. Kansas City (12/6) when he dropped Rich Gannon for a 5-yd. loss to end the Chiefs' final hopes in the closing minutes. He closed the regular season with an 11-yd. sack of Seattle's Jon Kitna (12/27). Williams also had one pass defended, tipping a Donald Hollas pass in the 4th qtr. vs. Oakland (11/22), which resulted in an interception by Neil Smith. Williams played in his first game of the '98 season vs. Jacksonville (10/25) in a reserve role at right defensive end, after missing the first six weeks because of a triceps injury, and responded with one solo tackle. **Postseason:** Williams saw action at defensive end in all three games and contributed eight tackles (6 solo), two passes defended and a forced fumble. He made one solo tackle in the AFC Divisional Playoff Game vs. Miami (1/9), and added four stops (3 solo) plus the forced fumble in the AFC Championship Game vs. the Jets (1/17). Williams stripped Curtis Martin of the ball near midfield on the Jets' second possession, and Tyrone Braxton recovered. He closed his season with two solo tackles and two passes defended in Super Bowl XXXIII vs. Atlanta (1/31).

1997: Williams started all 16 games at right defensive end and made 48 tackles (39 solo), including 8.5 sacks (-74) to tie for the team lead and tie for 10th-most in the AFC, as well as one forced fumble and one fumble recovery which he returned 51 yards for a touchdown against Cincinnati (9/21). The recovery and touchdown came with 57 seconds remaining in the game after Neil Smith had sacked Jeff Blake and forced the ball loose. In the season opener vs. Kansas City (8/31), Williams returned to the starting lineup after missing the final three preseason games with a left triceps tear, and recorded two tackles (1 solo). Williams had returned to practice Monday, Aug. 25. The next week at Seattle (9/7), he made six tackles (5 solo) in Denver's 35-14 victory. Williams' first two sacks came in Week Five at Atlanta (9/28), both in the fourth quarter against Billy Joe Tolliver. He added his third at Oakland (10/19), with his fourth coming at Buffalo (-20 yards on 10/26). Williams added six tackles (four solo) against the Raiders and a forced fumble against Buffalo. He earned the sack by tracking down Andre Reed as the Bills' wide receiver took the ball on a reverse and attempted to pass, but was thrown for a 20-yard loss in overtime. That set up Jason Elam's 33-yard game winning field goal. Versus Carolina (11/9), he posted two solo tackles, including a half sack of Kerry Collins (-2) in the fourth quarter of Denver's 34-0 win. On Monday Night Football vs. Oakland (11/24), Williams made four solo tackles, including a sack of Jeff George for a 9-yard loss on the Raiders' first possession of the second half in Denver's 31-3 victory. The next Sunday at San Diego (11/30), he slightly tore his right triceps muscle, but the injury was not believed to be as serious as the tear of his left triceps during the preseason. Williams notched his second two-sack game of the season at San Francisco (12/15) to raise his season total to 7.5, and closed with an 8-yard sack vs. San Diego (12/21) to reach 8.5. In the postseason Williams started all four games at right

defensive end and recorded 10 tackles (7 solo), including two sacks (-14), both of which came in the AFC Divisional Playoff win at Kansas City (1/4/98). His initial sack came in the first quarter, resulting in a 4-yard loss, and his second came on the Chiefs' final possession of the game, resulting in a 10-yard loss. In the AFC Championship Game at Pittsburgh (1/11/98), Williams posted five tackles (3 solo) and helped to harass Kordell Stewart all day, as Denver advanced to the Super Bowl with a 24-21 victory. In Super Bowl XXXII vs. Green Bay (1/25/98), Williams started at right defensive end and posted two tackles (1 solo). **1996:** Williams proved to be one of the league's most valuable free-agent acquisitions of 1996, earning selection to his first Pro Bowl in addition to first-team All-Pro nods from the Associated Press, *The Sporting News*, *Pro Football Weekly* and *Football News*, second-team mention from *College & Pro Football Newsweekly* and first-team All-AFC kudos from UPI and *Football News*. Williams started all 16 regular season games at right defensive tackle and ranking among the league leaders in sacks. Overall he made 65 tackles (55 solo) and tied for third in the AFC (T5th NFL) in sacks with 13 (-102), the highest figure put up by a Bronco since Simon Fletcher had 13.5 in 1993. The franchise record is 16 by Fletcher in 1992. He also knocked down four passes, forced five fumbles and recovered one. On opening day vs. the Jets (9/1) Williams started at right defensive end in his first game as a Bronco and made a big impact with 4 tackles (3 solo) — including 1.5 sacks for 12.5 yards in losses — and two forced fumbles. Williams was named AFC Defensive Player of the Week for Week Three when he recorded two sacks, recovered two fumbles and forced another in a 27-23 Broncos defeat of Tampa Bay (9/15). The following week at Kansas City (9/22) Williams switched sides with Dan Williams to start at left defensive end, and harassed Chiefs' quarterback Steve Bono all day, making five tackles (4 solo) and knocking down two passes. The next week at Cincinnati (9/29) Williams started at right defensive end and had a big day against his former teammates, recording a sack (-10) among his six total tackles (4 solo) in Denver's 14-10 victory. He posted a two-sack day and forced his fifth fumble of the season vs. Baltimore (10/20). Versus Chicago (11/10) he recorded a season-high 10 tackles (7 solo) with one pass defended and his league-leading 10th sack of the season (-9) in Denver's 17-12 victory. Williams also had two sacks at Minnesota (11/24) in a Broncos win, giving him 13 for the season, which led the league at the time. He started Denver's AFC Divisional Playoff vs. Jacksonville (1/4/97), posting one solo tackle with two passes defended. **1995:** Williams played in all 16 games with San Francisco, starting one. He recorded 4.5 sacks and 28 tackles (21 solo) for a 49ers defense that finished the season ranked number one in the National Football League. Williams saw action in the 49ers' NFC Divisional Playoff Game vs. Green Bay, a 27-17 loss (1/6/96), in which he made one solo tackle. **1994:** Williams started all 16 games for Cincinnati and led the team in sacks with 9.5. He also had 47 tackles (40 solo), one fumble recovery and one forced fumble. Williams had a single-game — and 1994 NFL — high of four sacks at Pittsburgh (10/16) and sacked Rick Mirer for a safety in a Nov. 6 victory over Seattle. He also had two sacks at Houston (9/25) and 1.5 sacks at Denver (11/27). **1993:** Williams started all 16 games for the Bengals, recording 28 tackles (22 solo), four sacks — second-most on the team — and one forced fumble. He also tied for the team lead in QB pressures with 18. Williams had an eight-yard sack, a QB pressure and a season-high six tackles at Kansas City (10/10), as well as a six-yard sack for a safety against Steve Young at San Francisco (12/5). **1992:** Williams played in 15 games and made six starts for the Bengals in his second NFL season. He had 43 stops (38 solo), a career-high 10 sacks and three forced fumbles. He missed most of training camp that season as doctors worked to resolve an irregular heartbeat that required two surgeries. Williams had two sacks for 26 yards in the season-opener at Seattle. One of the sacks included a fumble by Seahawk quarterback Kelly Stouffer which was recovered by Bengal teammate Ferdinandus Vinson and returned 22 yards for a touchdown. Williams had two-sack games vs. Minnesota (9/27) and vs. Cleveland (11/1). **1991:** Williams played in all 16 games and made 15 starts. He had 38 tackles (33 solo), three sacks, two fumble recoveries and one forced fumble. He signed with the Bengals August 18 after Cincinnati drafted him in the first round (18th overall) of the 1991 draft.

COLLEGE: Williams was a consensus All-America selection at Colorado in 1989 as a linebacker and in 1990 as a defensive end. As a member of the Buffaloes co-National Championship team in 1990, Williams was the first CU player ever to win a national collegiate postseason trophy when he was named the 1990 Butkus Award winner, emblematic of the nation's top linebacker. Williams is still the Buffs' all-time sack leader with 35 and all-time leader in tackles for losses with 59. In all, he compiled 263 tackles in his CU career, which included All-Big Eight selections from 1988-90. While at CU he was teammates with Broncos' punter Tom Rouen.

PERSONAL: Williams attended Jesse Jones High School in Houston, Texas, where he was a first-team *USA Today* All-America selection, and captained the basketball and track teams. He was

honored in October 1996 as one of the Broncos' three nominees for the True Value/NFL Man of the Year. Alfred and his wife, Lena, make their home in Aurora, Colo., with their three children, Dominique (6), Justin (3) and Christopher Alfred (2). The town of Superior, Colo., in which Williams lived at the time, celebrated Alfred Williams day in March 1998, in honor of its local Super Bowl champion. Alfred Hamilton Williams was born Nov. 6, 1968 in Houston, Texas.

WILLIAMS' REGULAR SEASON RECORD

Year	Club	G	S	UT	A	TT	S-Yds.	I-Yds.	PD	FF	FR	TD-Int.	TD-FR	S	Pts.
1991	Cincinnati	16	15	33	5	38	3-16	0-0	2	1	2	0	0	0	0
1992	Cincinnati	15	6	38	5	43	10-70	0-0	3	3	0	0	0	0	0
1993	Cincinnati	16	16	22	6	28	4-28	0-0	2	1	0	0	0	1	2
1994	Cincinnati	16	16	40	7	47	9.5-62	0-0	1	1	1	0	0	1	2
1995	San Fran.	16	1	21	7	28	4.5-34	0-0	7	0	0	0	0	0	0
1996	Denver	16	16	55	10	65	13-102	0-0	4	5	1	0	0	0	0
1997	Denver	16	16	38	8	46	8.5-74	0-0	0	1	1	0	1	0	6
1998	Denver	10	0	11	8	19	3-24	0-0	2	0	0	0	0	0	0
CAREER TOTAL		121	86	258	56	314	55.5-410	0-0	21	12	5	0	1	2	10

ADDITIONAL STATISTICS: Williams scored his first career touchdown on a 51-yard fumble return vs. Cincinnati (9/21/97).


WILLIAMS' POSTSEASON RECORD

Year	Club	G	S	UT	A	TT	S-Yds.	I-Yds.	PD	FF	FR	TD-Int.	TD-FR	S	Pts.
1995	San Fran.	1	0	1	0	1	0-0	0-0	0	0	0	0	0	0	0
1996	Denver	1	1	1	0	1	0-0	0-0	1	0	0	0	0	0	0
1997	Denver	4	4	7	3	10	2-14	0-0	0	0	0	0	0	0	0
1998	Denver	3	0	6	1	7	0-0	0-0	2	1	0	0	0	0	0
CAREER TOTAL		9	5	15	4	19	2-14	0-0	3	1	0	0	0	0	0

BLACKOUT? WHAT BLACKOUT?

Since the 1970 season, the Broncos have sold out every non-strike regular season home game, totalling 219. The number reaches 232 when playoff games are included. The Broncos and the Washington Redskins are the only NFL teams that can boast consecutive sell-outs since the 1970 season.

1999 DRAFT CHOICES



Tom Nalen
Two-Time Pro Bowl Selection
1994 Seventh-Round Draft Choice

1999 DENVER BRONCOS DRAFT CHOICES BY ROUND

Rd.	CHOICE	PLAYER	Pos.	Ht.	Wt.	SCHOOL
1	31	Al Wilson	LB	6-0	240	Tennessee
2a	58	Montae Reagor	DE	6-2	256	Texas Tech
2b	61	Lennie Friedman	G	6-3	300	Duke
3a	67	Chris Watson	CB	6-1	192	Eastern Illinois
3b	93	Travis McGriff	WR	5-8	185	Florida
4	127	Olandis Gary	RB	5-11	218	Georgia
5a	158	David Bowens	LB	6-2	255	Western Illinois
5b	167	Darwin Brown	CB	5-10	170	Texas Tech
6a	179	Desmond Clark	TE	6-3	255	Wake Forest
6b	204	Chad Plummer	WR	6-3	223	Cincinnati
7a	218	Billy Miller	WR	6-3	215	Southern California
7b	238	Justin Swift	TE	6-4	264	Kansas State

**AL WILSON**

LINEBACKER • 6-0 • 240

BIRTHDATE: June 21, 1977

DRAFT CHOICE: 1st Round (31st overall)

TENNESSEE**56**

An athletic and agile defender, Al Wilson made a rapid adjustment to playing middle linebacker as a senior after performing earlier in his career on the outside and now hopes to carry his new-found success at the position into the NFL. Wilson has the body control to flow laterally and is exceptional at avoiding cut blocks on the move. He was timed at 4.56 in the 40-yard dash. Wilson now gives the Broncos five players from Tennessee on the current roster, all of whom have joined the organization in the last two years.

1998: Wilson, a team captain, moved to middle linebacker his senior year, starting nine games and helping lead the Tennessee Volunteers to a 13-0 record and the National Championship. He recorded 77 tackles (54 solos) with four sacks for minus 41 yards and six stops for losses of seven yards. He was also credited with six quarterback pressures, two fumble recoveries, five forced fumbles, one interception and three passes defensed. Wilson was a second-team All-America selection by *Football News*, American Football Coaches Association and the Football Writers Association, and was a first-team All-Southeastern Conference pick. He earned SEC Player of the Week honors vs. Florida when he made 12 tackles (9 solo), including a sack (-11) and another stop for a 2-yard loss, as well as three forced fumbles and a pass deflection. Against Syracuse he opened the season with 13 tackles (9 solos), a 15-yard sack of QB Donovan McNabb and a stop behind the line of scrimmage for a 1-yard loss on fullback Rob Konrad that forced a fumble. Wilson had 7 tackles, including an 8-yard sack, 2 QB pressures and a stop behind the line of scrimmage against Georgia. In the Vols' biggest win of the season, vs. Arkansas, he delivered 9 tackles with a 7-yard sack, a QB pressure and a stop for a 1-yard loss, and in the SEC Championship Game vs. Mississippi State he collected 4 solo tackles, recovered a fumble and made a stop behind the line of scrimmage. He closed his career against Florida State in the Fiesta Bowl with 9 tackles (4 solos). **1997:** Wilson was an Associated Press second-team All-SEC selection, starting 11 games at left outside linebacker and also calling the defensive signals. He recorded 83 tackles (56 solos) with five sacks (-11) and seven stops for losses (-23), deflected three passes and was credited with three quarterback pressures. He also forced a fumble. **1996:** Wilson started all year at left outside linebacker and finished second on the team with 87 tackles (61 solos), including a 10-yard sack and eight stops for losses (-30). He also deflected three passes and forced two fumbles. **1995:** Wilson was a reserve outside linebacker and standout performer on the coverage units. He recorded 25 tackles (17 solos) with a 7-yard sack and two stops for losses (-4) as a true freshman. He also had an interception and a pass deflection.

HIGH SCHOOL: Wilson was a *Blue Chip Illustrated*, *Super Prep* and *Prep Football Report* All-America selection at Central Merry High School in Jackson, Tenn., as well as all-state and West Tennessee Player of the Year by the Lawrenceburg Quarterback Club. He recorded 163 tackles with three forced fumbles as a linebacker and rushed for 1,160 yards with 15 touchdowns his senior year. He rushed for more than 1,000 yards in each of his three years on offense — two at

tailback and one at quarterback. Wilson was a three-year starter for a team that reached the playoffs in his junior and senior seasons. He also participated in basketball and track.

PERSONAL: Wilson was an educational business training major at Tennessee. He was born Aldra Kauwa Wilson June 21, 1977 in Jackson, Tenn.

WILSON'S COLLEGIATE RECORD — TENNESSEE

Year	G	S	UT	A	TT	S-Yds.	I-Yds.	PD	FF	FR	TD-Int.
1995	12	0	17	8	25	1-7	1-0	1	0	0	0
1996	11	11	61	25	87	1-10	0-0	3	2	0	0
1997	11	11	56	27	83	5-11	0-0	3	1	0	0
1998	9	9	54	23	77	4-41	0-0	3	5	2	0
TOTAL	43	31	188	84	272	11-69	1-0	10	8	2	0

**MONTAE REAGOR****TEXAS TECH**

DEFENSIVE END • 6-2 • 256

BIRTHDATE: June 29, 1977

DRAFT CHOICE: 2nd Round (58th overall)

99

A relentless pass rusher with a bright future, Montae Reagor comes to the Broncos with a reputation for playing with a motor that does not stop. His tireless pursuit from the defensive end position made him a force at Texas Tech, and he now joins a Broncos team that places great emphasis on getting to the quarterback and disrupting opponents' offenses. Reagor holds school records with 24.5 quarterback sacks and 47 tackles behind the line of scrimmage, topping the previous marks of 18.5 sacks by Calvin Riggs (1983-86) and 34 stops for losses by Gabriel Rivera (1979-82). He also excelled in the classroom at Tech, graduating in just 3-1/2 years. Reagor was named the 1999 winner of the prestigious Bank of America Community Champion of the Year award.

1998: Reagor was a consensus All-American and All-Big 12 Conference first-team selection, who also added honorable mention All-Big 12 Academic honors to his list. He was a finalist for *Football News'* National Defensive Player of the Year Award and the Lombardi Award, given to the nation's top lineman, and was a member of the AFCA "Good Works" team. Reagor started every game at left defensive end for the Red Raiders, finishing second on the team with 96 tackles (52 solos), including a team-leading seven sacks (-46) and a school single-season-record 19 tackles for losses (-51), topping the old mark of 16 by Zach Thomas in 1996. He was credited with 17 quarterback pressures and caused and recovered a pair of fumbles, in addition to two pass deflections. He posted two sacks (-12) and three tackles for losses (-10) against Colorado, among 9 total tackles (8 solos) and a pair of QB pressures. He closed his career with 4 tackles against Mississippi in the Independence Bowl. **1997:** Reagor was a second-team All-America selection by *The Sporting News* and a consensus first-team All-Big 12 choice. He was also named to the Big 12 Commissioner's Honor Roll and was a recipient of the team's Pete Cawthon Memorial Most Valuable Player Award. Reagor started every game at left end, leading the conference with five forced fumbles. He was second on the team with 97 tackles (71 solos), including 10.5 sacks (-75), the school's second-highest single-season total, and 11 stops for losses (-31). Reagor was credited with 22 quarterback pressures, deflected a pair of passes and intercepted another. Against Nebraska, he earned Big 12 Player of the Week honors with 16 stops, including two for losses. **1996:** Reagor started every game at left end, recording 80 tackles (47 solos) with four sacks (-25) and nine stops for losses (-30). He also posted three forced fumbles, three recoveries, four pass deflections and 20 quarterback pressures. Against Nebraska he notched 11 tackles, caused two fumbles, recovered one, had a sack and three stops behind the line of scrimmage. Against Oklahoma he registered a season-high 14 tackles (8 solos). **1995:** Reagor was the runner-up for Southwest Conference Newcomer of the Year honors as a true freshman, starting eight games and recording 35 tackles (27 solos), including three sacks (-19) and seven stops for losses (-18). He also led the team with 14 quarterback pressures and caused and recovered a fumble. Against Penn State in his first game for the Red Raiders, he caused a fumble that was recovered by Tech linebacker Shawn Banks in the end zone for a touchdown. Reagor earned his bachelor's degree in exercise and sports sciences.

HIGH SCHOOL: Reagor graduated from Waxahachie (Texas) High School (pronounced WOX-uh-HATCH-ee). He was named a *Lubbock Avalanche-Journal* Fabulous 44 and *Austin American-*

Statesman Feb 55 selection, as well as a Top 100 choice by the *Dallas Morning News*, *Fort Worth Star-Telegram*, *Houston Post*, *Houston Chronicle* and *San Antonio Express-News*. He was also a Class 4A second-team all-state defensive lineman by Associated Press and TSWA, All-Metro Area and Most Valuable Player in District 10-4A. Reagor led the team with 92 tackles as a senior, including 14 sacks, and had two interceptions and two fumble recoveries, one on which he scored. He posted 60 tackles as a junior, and was also an all-district choice as a tight end in his junior year, when he caught 22 passes for 351 yards and seven touchdowns. Reagor started at tight end for the Class 4A state champion as a sophomore and started at forward on the basketball team. He was second in the state finals in the discus with a 167'-7" throw as senior and a three-time district champ in the discus. He was third in the regionals as sophomore and junior. Reagor also played in the THSCA All-Star Football Game.

PERSONAL: Willie Montae Reagor was born June 29, 1977 in Waxahachie, Texas.

REAGOR'S COLLEGIATE RECORD — TEXAS TECH

Year	G	S	UT	A	TT	S-Yds.	I-Yds.	PD	FF	FR	TD-Int.
1995	11	8	27	8	35	3-22	0-0	0	1	1	0
1996	11	11	47	33	80	4-25	0-0	4	3	3	0
1997	11	11	71	26	97	10.5-75	1-10	2	5	0	0
1998	11	11	52	44	96	7-46	0-0	2	2	2	0
TOTAL	44	41	197	111	308	24.5-168	1-10	8	11	6	0



LENNIE FRIEDMAN

GUARD • 6-3 • 300

BIRTHDATE: October 13, 1976

DRAFT CHOICE: 2nd Round (61st overall)

DUKE

64

Lennie Friedman looks to add depth and provide a foundation for the future on a Broncos offensive line that has been one of the key ingredients in the club's success the past few years. He is a capable drive blocker who shows good foot-adjustment agility on the move. He has been timed at 5.37 seconds in the 40-yard dash and can also handle deep-snapping chores in an emergency.

1998: Friedman was a first-team All-Atlantic Coast Conference selection by The Sports Network as the left guard for the Blue Devils. He graded out at 83.7% and delivered 54 knockdowns as the team averaged 192.6 yards-per-game passing. **1997:** Friedman started all year at left guard, collecting 37 knockdowns and grading out at 78% for blocking consistency for an offense that averaged 181.0 yards-per-game passing. **1996:** Friedman started all 11 games at three different positions. He earned his first college start at Florida State at the right tackle position. He followed that with a start vs. Northwestern at left guard and moved to left tackle vs. Army. Friedman completed the season with eight straight starts at left guard. He posted 32 knockdowns as the offense averaged 307.2 total yards-per-game. **1995:** Friedman played in seven games as a backup to Phillip Chappell at right tackle. He saw his first collegiate action vs. Navy, becoming the first true freshman offensive lineman to play at Duke since Chris Port in 1986. Friedman earned his bachelor's degree in psychology and plans to enroll in medical school after his football career.

HIGH SCHOOL: Friedman was a *Super Prep* Top 17 and All-New Jersey pick at West Milford (N.J.) High School. He started three years on both sides of the ball, winning all-conference honors as a junior defensive tackle — setting a school record with 111 tackles — and as a senior offensive tackle. Friedman was named team MVP in both his junior and senior seasons and was North-South All-Star Game participant. He earned three letters in football, two in basketball and three in track and field. He was also a National Honor Society member, a National Football Hall of Fame inductee and recipient of the Scholar Athlete Award.

PERSONAL: Lennie's father, Michael, played basketball and football at Wagner College. Leonard Lebrecht Friedman was born Oct. 13, 1976 in Livingston, N.J.

FRIEDMAN'S COLLEGIATE RECORD — DUKE

Year	G	S
1995	7	0
1996	11	11
1997	11	11
1998	11	11
TOTAL	40	33



CHRIS WATSON

CORNERBACK • 6-1 • 192

BIRTHDATE: June 30, 1977

DRAFT CHOICE: 3rd Round (67th overall)

EASTERN ILLINOIS

21

Chris Watson is a superb athlete with exceptional quickness who should fit nicely into the Broncos' very talented secondary. The opportunity to come in and learn from two of the game's best in starters Ray Crockett and Dale Carter, as well as the rest of the corps, should provide an ideal opportunity for Watson to excel. He has been timed at 4.34 in the 40-yard dash and is a dangerous kick-off returner with excellent turn-and-run ability.

1998: Watson lined up at strongside cornerback, starting the first six games before his season was cut short due to injury. He recorded 27 tackles (22 solos) with three fumble recoveries and three pass deflections, returned 14 kickoffs for 325 yards (23.2 avg.) and carried once for an 18-yard gain. **1997:** Watson started every game at strongside cornerback, recording 58 tackles (47 solos), including a 1-yard sack, as well as a fumble recovery, four pass deflections and three interceptions (14 return yards). He also added 239 yards on seven kickoff returns (34.1 avg.) and had a 5-yard punt return. **1996:** Watson was an All-Ohio Valley Conference second-team selection, starting nine games at strong safety and recording 39 tackles (30 solos) with a pair of sacks and four pass deflections. He ranked second in the conference and 19th in the nation in kickoff-return average at 25.4 (26-660) and ranked third in the OVC in punt-return average at 10.3 (18-185). He returned one punt for a touchdown and averaged 93.9 all-purpose yards-per-game. **1995:** Watson appeared in 10 games as a reserve left cornerback as a true freshman and made 27 tackles (22 solos) with a pair of interceptions. He led the Gateway Conference with 11 kickoff returns for 253 yards in returns (23.0 avg.) and a touchdown. **TRACK:** Watson was also a standout performer on the track team, claiming Mid-Continent Conference Outdoor Track Athlete of the Year honors in 1996 after winning the 100- (10.4) and 200-meter (20.6) dashes. He was also ran the final leg on the 400- and 1600-meter relay teams and won the conference 200-meter title twice and the 100-meter title in 1997. Watson's personal best 55-meter time was 6.27. Watson was a physical education major at Eastern Illinois.

HIGH SCHOOL: Watson was an honor roll student and All-Chicago Catholic League South selection as a cornerback and wide receiver at Leo High School. He led the team to the 1995 IHSA Class AA state track championship as he won the 100 and 200-meter dash titles in addition to running the final leg on the champion 400 and second-place 800-meter relay squads.

PERSONAL: Chris Watson was born June 30, 1977 in Chicago, Ill.

WATSON'S COLLEGIATE RECORD — EASTERN ILLINOIS

Year	G	S	UT	A	TT	S-Yds.	I-Yds.	PD	FF	FR	TD-Int.
1995	10	0	22	5	27	0-0	2-18	5	0	0	0
1996	9	9	30	9	39	2-9	0-0	4	0	0	0
1997	11	11	47	11	58	1-1	3-14	4	0	1	0
1998	6	6	22	5	27	0-0	0-0	3	1	3	0
TOTAL	36	26	121	30	151	3-10	5-32	16	1	4	0

KICKOFF RETURNS

Year	No.	Yds.	Avg.	LG	TD
1995	11	253	23.0	100ft	1
1996	26	660	25.4	78	0
1997	7	239	34.1	54	0
1998	14	325	23.2	57	0
TOTAL	58	1,477	25.5	100ft	1

PUNT RETURNS

No.	Yds.	Avg.	LG	TD
1	0	0.0	0	0
18	185	10.3	71	1
1	5	5.0	5	0
1	0	0.0	0	0
TOTAL	21	190	9.0	71

ADDITIONAL STATISTICS: One rushing attempt for 18 yards in 1998.

**TRAVIS McGRIFF**

WIDE RECEIVER • 5-8 • 185

BIRTHDATE: June 24, 1976

DRAFT CHOICE: 3rd Round (93rd overall)

FLORIDA

83

Travis McGriff was a late bloomer who came into his own as a senior at Florida and hopes to continue his steady improvement in the NFL. He is fearless going for the ball in traffic despite his lack of great size. McGriff became the Gators' go-to guy during his senior season, and finished his career ranked 12th on the school's all-time receptions list with 123.

1998: McGriff was an All-Southeastern Conference first-team choice as a senior at Florida, and was one of 10 semifinalists for the Fred Biletnikoff Award, given to the nation's top receiver. He started every game, leading the team with a career-high 70 receptions for 1,357 yards (19.4 avg.) and 10 touchdowns. Only Reidel Anthony (72 in 1996) and Carlos Alvarez (88 in 1969) had more catches in a season for the Gators. McGriff's 1,357 yards broke the school's season-record of 1,329 by Alvarez in 1969, and his 10 scoring grabs rank seventh on Florida's season-record chart. He also returned 21 punts for 145 yards (6.9). Versus Tennessee he gained 176 yards on 9 grabs with a 70-yard touchdown, and against Alabama he hauled in 9 passes for 213 yards and a score. His 213 yards rank third on the school's single-game list. McGriff showed his versatility against LSU, catching five passes for 125 yards and a score, while also throwing a 49-yard touchdown pass to Travis Taylor, earning SEC Player of the Week honors. Against Vanderbilt he caught 8 passes for 157 yards and a 9-yard score, and in a victory over Georgia McGriff tossed a 10-yard touchdown to quarterback Doug Johnson on a flea-flicker. He had another big day against South Carolina, grabbing a career-high 13 passes for 222 yards with 36 and 39-yard touchdowns. His 222 yards rank second on the school's-record list behind Carlos Alvarez (237 vs. Miami in 1969) and along with his performance vs. Alabama, it marked the first time in Gators history that a receiver gained over 200 yards in a game twice in either a season or a career. **1997:** McGriff was named the Gators' Comeback Player of the Year, as he caught 24 passes for 363 yards (15.1 avg.) and three touchdowns after missing the end of the previous season with a knee injury. He played in 11 games and started five: vs. Central Michigan, Vanderbilt, Southern Mississippi, South Carolina and Florida State. **1996:** McGriff was a reserve receiver, seeing action in eight games before suffering a season-ending knee injury in practice prior to the Vanderbilt game. He finished the year with 167 yards on 14 catches (11.9 avg.). **1995:** McGriff played in every game, performing as a reserve receiver during the first four games before moving to cornerback vs. Louisiana State. He returned to receiver two weeks later vs. Georgia, scoring his first career touchdown, an eight-yard reception. He finished the year with 12 catches for 139 yards (11.6 avg.) and a touchdown. **1994:** McGriff saw limited action vs. New Mexico State, Kentucky and Tennessee, catching three passes for 31 yards before being granted a medical redshirt. McGriff earned his bachelor's degree in sports management.

HIGH SCHOOL: McGriff was a *Blue Chip Illustrated* third-team All-American and first-team All-Southeast pick as a senior, playing quarterback and cornerback at P.K. Yonge High School in Gainesville, Fla. He also added Class 2A all-state and *Super Prep* Top 35 honors. McGriff completed 71 of 111 passes (63.9%) for 1,173 yards and 14 touchdowns, rushed for 298 yards with six scores and registered 45 tackles with five interceptions.

PERSONAL: McGriff's father, Lee, was an All-SEC receiver at Florida in 1974 and served as an assistant coach there (1980-83) before becoming the Gators' color analyst. During his coaching tenure, Lee worked alongside then-offensive coordinator Mike Shanahan. The McGriff family has been prominent in Florida's athletic history, as Travis' grandfather, Jack, excelled in track and field, his cousin, Perry, played football and baseball for the Gators in the 1950s and another cousin, Mark, played football from 1986-88. William Travis McGriff was born June 24, 1976.

McGRIFF'S COLLEGIATE RECORD — FLORIDA

Year	RECEIVING					RUSHING				
	G	S	No.	Yds.	Avg.	LG	TD	No.	Yds.	Avg.
1994	3	0	3	31	10.3	16	0	0	0	0.0
1995	12	0	12	139	11.6	24	1	1	9	9.0
1996	8	3	14	167	11.9	27	0	0	0	0.0
1997	11	5	24	363	15.1	49	3	0	0	0.0
1998	11	11	70	1,357	19.4	70	10	2	-3	-1.5
TOTAL	45	19	123	2,057	16.7	14	70	3	6	2.0

McGRIFF'S COLLEGIATE RECORD — FLORIDA, CONT.

Year	PUNT RETURNS					PASSING				
	No.	Yds.	Avg.	LG	TD	Att.	Comp.	Pct.	Yds.	INT
1995	0	0	0.0	0	0	0	0	0.0	0	0
1996	0	0	0.0	0	0	0	0	0.0	0	0
1997	1	4	4.0	4	0	1	0	0.0	0	0
1998	21	145	6.9	31	0	2	2	100.0	59	2
TOTAL	22	149	6.8	31	0	3	2	66.7	59	2

**OLANDIS GARY**

RUNNING BACK • 5-11 • 218

BIRTHDATE: May 18, 1975

DRAFT CHOICE: 4th Round (127th overall)

GEORGIA

24

Olandis Gary looks to carry on the fine tradition of Georgia running backs in the NFL over the past two decades, headed by the Broncos' own Terrell Davis. Gary is a durable workhorse with great leg drive and upper body power. He is very tough and physical dragging defenders for extra yardage up the middle. Gary was recently timed at 4.51 in the 40-yard dash, and is also a superb wedge-buster on special teams. He began his collegiate career at Marshall.

1998: Gary was a second-team All-Southeastern Conference selection and Super Sleeper Team choice by The Sports Network, as well the recipient of the school's Dan M. Post Endowed Scholarship. He started nine games at tailback, coming off the bench vs. Louisiana State and Vanderbilt (team opened with a double tight end formation). Gary led the Bulldogs with 698 yards and 10 touchdowns on 143 carries (4.9 avg.) and caught 10 passes for 117 yards (11.7 avg.). Against Auburn he tore apart the Tigers defense as he rushed 24 times for 130 yards with 6- and 11-yard touchdowns, and against Mississippi was chosen SEC Offensive Player of the Week after amassing a Georgia career-high 132 yards on 25 attempts, including touchdowns of 4 and 28 yards to stake the Bulldogs to a 24-17 triumph. Gary closed his career against Virginia in the Peach Bowl with 19 carries for 110 yards, scoring on runs of 15 and 2 yards — the latter of which proved to be the game-winner in a 35-33 Bulldogs triumph — to earn Offensive Most Valuable Player honors. **1997:** Gary played in every game at tailback, starting vs. South Carolina and Northeast Louisiana for an injured Robert Edwards, and vs. Auburn and Georgia Tech at fullback. He finished second on the team with 66 carries for 381 yards (5.8 avg.) and seven touchdowns, and caught seven passes for 75 yards (10.7 avg.) and a score. He also made 3 tackles on special teams. Against Wisconsin in the Outback Bowl, Gary iced a 33-6 triumph with a 3-yard scoring run just before halftime, and then set up another score with a 44-yard scamper, finishing the day with 61 yards on only four carries. **1996:** Gary sat out under NCAA transfer rules. **1995:** Gary played in 11 games for Marshall's Thundering Herd, starting at fullback vs. East Tennessee State and The Citadel. He was third on the team with 69 carries for 501 yards (team-high 7.3 avg.), and second on the squad with nine touchdowns on the ground. He also caught five passes for 18 yards (3.6 avg.). **1994:** Gary appeared in seven games as a true freshman at Marshall, finishing second on the team with 262 yards and three touchdowns on 34 carries (team-high 7.7 avg.). He made four catches for 14 yards (3.5 avg.) and had a 16-yard kickoff return and led special teams with 13 tackles (6 solos). Against Morehead State Gary found the end zone in his first collegiate game, running for a 12-yard touchdown. Gary earned his bachelor's degree in consumer economics.

HIGH SCHOOL: Gary was a three-time all-county selection, and as a senior added Chesapeake All-Star and all-state honors at Riverdale (Md.) Baptist High School. He set a state record with 5,375 career rushing yards, while also lettering twice in basketball and competing in track and field.

PERSONAL: Olandis C. Gary was born May 18, 1975 in Washington, D.C. He has a 3-year-old daughter, Chantese.

GARY'S COLLEGIATE RECORD — GEORGIA / MARSHALL

Year	RUSHING					RECEIVING				
	G	S	No.	Yds.	Avg.	LG	TD	No.	Yds.	Avg.
1994 (Marshall)	7	0	34	262	7.7	42	3	4	14	3.5
1995 (Marshall)	11	2	69	514	7.3	67	9	5	18	3.6
1997 (Georgia)	11	4	66	381	5.8	34	7	7	75	10.7
1998 (Georgia)	11	9	143	698	4.9	29	10	10	117	11.7
TOTAL	40	15	312	1,849	5.9	67	29	26	224	8.6

Additional Statistics: Returned two kickoff for 51 yards (25.5) at Marshall, with a long of 35. Posted 16 special teams tackles (13 at Marshall in 1994 and 3 at Georgia in 1997).



DAVID BOWENS **WESTERN ILLINOIS**
 LINEBACKER • 6-2 • 255
 BIRTHDATE: July 3, 1977
 DRAFT CHOICE: 5th Round (158th overall)

52

David Bowens is regarded by many as one of the finest pass rushers to perform at the collegiate level in the 1990s. With incredible explosion and quickness out of his stance, he has exceptional upfield agility and the burst needed to be successful at the professional level. Bowens began his college career at Michigan, where he was only the second position player to start for the Wolverines as a true freshman, joining quarterback Rick Leach (1975). Despite playing only two years at Michigan, he ranks ninth on the school's career sacks list with 16.

1998: Bowens earned first-team Div. I-AA All-America honors from The Sports Network, Associated Press and Burger King, as well as first-team All-Gateway Conference and Newcomer of the Year accolades. He was named Gateway Defensive Player of the Week vs. Southern Utah State and Illinois State. Bowens started the final 12 games at strongside defensive end, recording 134 tackles (77 solos) with five pass deflections and three blocked kicks. He also recovered a pair of fumbles and caused four others. Bowens ranked second in the conference with 37 tackles for loss (-177) and third with 14 sacks (-92). He did not play in the first two games while waiting for transfer papers from Michigan to be processed. Against Montana in the Div. I-AA Playoffs he penetrated the backfield at will and recorded 7 QB pressures, a blocked kick and 14 tackles. **1997:** Bowens was enrolled at Michigan, but did not play football, to concentrate on academics. **1996:** Bowens was a second-team All-Big Ten Conference choice at Michigan, where he started every game but the Indiana clash at strongside defensive end. He recorded 68 tackles (46 solos) with two forced fumbles and a fumble recovery, as well as a blocked extra-point attempt and a pass deflection. Bowens recorded 16 tackles for loss (-89), the seventh-best season total in school history, and led the team with 12 sacks (-79), breaking the old Wolverine season-record of 11, first set by Mark Messner in 1985 and matched by Chris Hutchinson (1992) and Jason Horn (1995). Against Alabama in the Outback Bowl he finished his Wolverine career with 3 solo tackles, including 2 tackles for loss (-9) and a sacked (-3). **1995:** Bowens was a Freshman All-America selection by The Sports Network. He was one of five true freshman to earn a letter, and the first since QB Rick Leach in 1975 to start for the Wolverines, starting in four games at strongside outside linebacker. He finished with 30 tackles (16 solos), including four sacks (-38), and recovered a fumble and deflected two passes. Against Texas A&M in the Alamo Bowl he sacked QB Cory Pullig for a 12-yard loss, causing a fumble, and posted 6 tackles. Bowens earned his bachelor's degree in accounting.

HIGH SCHOOL: Bowens was a *Blue Chip Illustrated*, *National Recruiting Advisor*, *Super Prep* and *Prep Football Report* All-America selection at St. Mary's High School in Orchard Lake, Mich. He was named *Super Prep* Midwest Player of the Year and Gatorade Circle of Champions Michigan Player of the Year. Bowens received the highest rating (6.1) among the nation's high school defensive prospects from the *National Recruiting Advisor*. He was also a member of the *Detroit Press* All-Midwest, *Detroit News* Blue Chip and all-state teams. Bowens recorded 168 tackles with 12 sacks, 21 stops behind the line of scrimmage, five forced fumbles, six fumble recoveries and three interceptions, including one that he returned for a touchdown during his two-year career. He added three letters each in basketball and track, earning all-state honors in basketball.

PERSONAL: David Walter Bowens was born July 3, 1977 in Denver, Colo. He has volunteered at the Motts Children's Hospital and SHARE elementary reading program.

BOWENS' COLLEGIATE RECORD — MICHIGAN / WESTERN ILLINOIS

Year	G	S	UT	A	TT	S-Yds.	I-Yds.	PD	FF	FR	TD-Int.
1995—Michigan	13	4	16	14	30	4-38	0-0	1	2	1	0
1996—Michigan	12	11	46	22	68	12-79	0-0	1	2	1	0
1997—Michigan	DID NOT PLAY FOOTBALL										
1998—W. Illinois	12	12	77	57	134	14-92	0-0	5	4	2	0
TOTAL	37	27	139	93	232	30-209	0-0	7	8	4	0



DARWIN BROWN **TEXAS TECH**
 CORNERBACK • 5-10 • 170
 BIRTHDATE: July 6, 1977
 DRAFT CHOICE: 5th Round (167th overall)

41

Darwin Brown joins the Broncos in 1999 with hopes of becoming a solid contributor to a very talented defensive backfield, as well as being a major contributor on special teams. He led the Big 12 in pass breakups as a junior. His application for a medical redshirt after suffering a knee injury in 1995 was denied, making him a senior in 1998. He played almost exclusively man-to-man coverage in Texas Tech's defensive scheme.

1998: Brown started all 11 regular season games, as well as the Independence Bowl, and earned third-team All-Big 12 honors. He finished season with 23 tackles (19 solo), an interceptoin and five pass breakups. Brown's season high of four tackles came at Iowa State and the interception came at Oklahoma. He played in the All-Star Gridiron Classic and the Hula Bowl, recording an interception in the latter contest and narrowly missing a second. **1997:** Brown started all 11 games at right cornerback and led the conference with 13 pass breakups, while also recording 16 tackles (9 solo). He intercepted a Peyton Manning pass and returned it 33 yards in the season-opener at Tennessee, and also posted an interception against Michael Bishop versus Kansas State. Brown's career highs of five tackles and four pass breakups both came at Texas. **1996:** Brown played extensively at the No. 2 cornerback position behind both Corey Turner and Tony Darden. He grabbed first career interception with a four-yard return against Utah State in the home opener and registered 14 total tackles, 10 unassisted, during the season with a high of two at Texas A&M and against Southwestern La. **1995:** Brown appeared on track to be a key player in the secondary until a knee injury sidelined him for the season. He underwent arthroscopic knee surgery after seeing brief action against Penn State, Missouri, Texas A&M and Arkansas State, recording one tackle and one pass breakup. Brown earned his bachelor's degree in exercise and sports sciences.

HIGH SCHOOL: A 1995 graduate of John Tyler High School in Tyler, Texas, Brown was a Feb 44 selection by the *Lubbock Avalanche-Journal* and a Top 100 by *Houston Post*, *Houston Chronicle* and *San Antonio Express-News*. He was selected class 5A second-team all-state by the Texas Sportswriters Association, and named All-East Texas by the *Tyler Telegram*. Brown helped lead his team to Class 5A Division II state championship, a 16-0 record and a No. 2 national ranking with a team-leading 115 tackles, two interceptions and four blocked kicks as a senior. He capped his career by playing in the Shrine California-Texas Football Classic. Brown graduated with honors and was named Who's Who Among High School Students.

PERSONAL: Darwin Michael Brown was born July 6, 1977 in Tyler, Texas.

BROWN'S COLLEGIATE RECORD — TEXAS TECH

Year	G	S	UT	A	TT	S-Yds.	I-Yds.	PD	FF	FR	TD-Int.
1995	4	0	1	1	2	0-0	0-0	2	0	0	0
1996	11	0	10	4	14	0-0	1-4	1	0	0	0
1997	11	11	9	7	16	0-0	2-38	13	0	0	0
1998	11	11	19	4	23	0-0	1-0	5	1	0	0
TOTAL	37	22	39	16	55	0-0	4-42	21	1	0	0



DESMOND CLARK **WAKE FOREST**
 TIGHT END • 6-3 • 255
 BIRTHDATE: April 20, 1977
 DRAFT CHOICE: 6th Round (179th overall)

88

A big target, Desmond Clark is an effective deep-range weapon who will try to carve a niche among the Broncos' talented tight end corps. He has also been a holder for kick placements, and has been timed at 4.88 in the 40-yard dash. Clark is the all-time career record-holder in the Atlantic Coast Conference with 216 receptions, and scored at least one touchdown against every ACC opponent in his career. He ranks fourth on the school's all-time list with 20 touchdown catches.

1998: Clark was a second-team All-Atlantic Coast Conference pick, ranking second in the conference with 59 receptions for 866 yards (14.7 avg.) and eight touchdowns, despite missing two

entire games and two quarters of action in another contest with a knee sprain. Against Navy he snatched 9 passes for 98 yards and a score, and followed that with 5 grabs for 110 yards and a touchdown against Clemson. He tallied 138 yards and a score against Appalachian State on 10 receptions, added 112 yards and two scores on eight receptions versus Maryland. Clark's best game of the season came against North Carolina, when he amassed a season-high 143 yards with a touchdown on 7 grabs. His 143 yards were the most by a Demon Deacon since Maron Estes gained 178 vs. North Carolina State in 1995. **1997:** Despite leading the ACC and setting a school season-record with 72 receptions, Clark did not earn postseason conference honors. He gained 950 yards (13.2 avg.) with five touchdowns. Clark began the season against Northwestern by hauling in 9 passes for 127 yards, including a 37-yard touchdown that gave the team a 27-20 victory, and added 7 receptions for 134 yards and a 37-yard score against North Carolina State. **1996:** Clark was the Most Valuable Player for the Deacons after his outstanding season-long exploits, and in particular his role in two thrilling victories. He caught the winning touchdown passes late in victories over both Northwestern and Duke, and in each instance, the winning touchdown was his second score of the final quarter. Clark surpassed the 100-yard mark in receiving three times with 137 in win over Duke, 113 against Virginia and 110 at N.C. State. His 61 catches on the year were the 4th-highest single season total in the school recordbook and his 782 total yards ranked as the 9th-best ever by a Deacon. **1995:** Clark did not play in the season's first two games, then made a dramatic debut vs. Clemson by turning his first collegiate reception into a 33-yard touchdown, on a pass from Rusty LaRue. Clark was a communications major at Wake Forest.

HIGH SCHOOL: Clark played quarterback as a junior and senior at Kathleen High School in Lakeland, Fla., where he excelled as both a runner and passer. He rushed for more than 600 yards and threw for 980 as a senior in earning all-conference honors. Clark also played free safety on defense and returned punts. Clark started three seasons in basketball and helped the Red Devils reach the regional round of the state playoffs in 1994 and 1995, averaged 17 points per game as a senior guard. He was also an outfielder on the Kathleen baseball squad as a senior.

PERSONAL: Desmond Darice Clark was born April 20, 1977 in Bartow, Fla.

CLARK'S COLLEGIATE RECORD — WAKE FOREST

Year	RECEIVING					
	G	S	No.	Yds.	Avg.	LG
1995	9	0	24	236	9.8	38
1996	11	11	61	782	12.8	52
1997	11	11	72	950	13.2	43
1998	9	9	59	866	14.7	74
TOTAL	40	31	216	2,834	13.1	74

CHAD PLUMMER

WIDE RECEIVER • 6-3 • 223

BIRTHDATE: November 30, 1975

DRAFT CHOICE: 6th Round (204th overall)

CINCINNATI

13

Chad Plummer is an exceptionally gifted all-around athlete who has excelled in a variety of positions at Cincinnati and will try to master the wide receiver position in the NFL. He has drawn comparisons to Pittsburgh Steelers' quarterback Kordell Stewart for his ability to function in more than the "conventional" role of a quarterback. Plummer ranks eighth on the school's career-record list with 235 completions in 472 pass attempts for 3,248 yards and 17 touchdowns.

1998: Plummer was the recipient of the Claude Rost Award, given to the team's Most Valuable Player. He started six games at quarterback and shared both split end and flanker duties in the other five contests, completing 21 of 37 passes (56.8%) for 276 yards and four touchdowns while carrying 45 times for 52 yards (1.2 avg.) and a score. He led the team with 61 catches for 852 yards (14.0 avg.), to rank second on the school's all-time single-season receptions list behind Tom Rossley's 80 in 1968. Plummer's 852 yards rank fifth on the school's season-record list. **1997:** Plummer started every game at quarterback and completed 87 of 190 passes (45.8%) for 1,178 yards and six touchdowns. On the ground he finished second on the team with 606 yards and seven scores on 149 carries (4.1 avg.), and averaged 162.2 yards per game in total offense. Against Utah State in the Humanitarian Bowl, Plummer earned Most Valuable Player honors as he completed 5 of 9 attempts for 62 yards and a 14-yard score, and also caught four passes for

38 yards and rushed 15 times for 53 yards with a 15-yard touchdown. **1996:** Plummer started every game at quarterback, ranking fourth in Conference USA in passing efficiency (111.4) and fifth in total offense (144.2 ypg), completing 102 of 198 passes (51.5%) for 1,335 yards and seven touchdowns. He also rushed 100 times for 251 yards (2.5 avg.) and three scores. Plummer earned Conference USA Offensive Player of the Week honors vs. Kentucky and Houston. **1995:** Plummer appeared in seven games at quarterback, leading Conference USA with a 140.8 passing efficiency rating. He completed 25 of 47 passes (53.2%) for 459 yards and two touchdowns, and carried 45 times for 122 yards (2.7 avg.) and a pair of scores. He also had a 4-yard reception. Plummer earned his bachelor's degree in communications.

HIGH SCHOOL: Plummer was a second-team all-state choice at Godby High School in Tallahassee, Fla., where he threw for 1,503 yards and rushed for 812 yards as a quarterback in his senior year, and played in the Florida-Georgia all-star game. He caught 16 passes for 194 yards and three touchdowns as a receiver in his junior campaign. Plummer was also a standout performer in track, winning the city and district titles in the triple jump and high jump (6'-9") as a junior. He was the North Florida hurdles champion and state qualifier as a senior. Plummer also lettered in tennis and basketball.

PERSONAL: Chad Plummer was born Nov. 30, 1975 in Delray Beach, Fla.

PLUMMER'S COLLEGIATE RECORD — CINCINNATI

RUSHING								RECEIVING				
Year	G	S	No.	Yds.	Avg.	LG	TD	No.	Yds.	Avg.	LG	TD
1995	7	2	45	122	2.7	33	2	1	4	4.0	4	0
1996	11	11	100	251	2.5	23	3	0	0	0.0	0	0
1997	11	11	149	606	4.1	61	7	0	0	0.0	0	0
1998	11	11	45	52	1.2	30	1	61	852	14.0	60	0
TOTAL	40	35	339	1,031	3.1	61	13	62	856	13.8	60	0

PASSING									
Year	Att.	Comp.	Pct.	Yds.	Yd./Att.	Yd./Cmp.	TD	Int.	LG
1995	47	25	53.2	459	9.77	18.36	2	2	43
1996	198	102	51.5	1,335	6.74	13.09	7	8	77
1997	190	87	45.8	1,178	6.20	13.54	6	10	52
1998	37	21	56.8	276	7.46	13.14	4	4	61
TOTAL	472	235	49.8	3,248	6.88	13.82	19	24	77



BILLY MILLER

SOUTHERN CALIFORNIA

WIDE RECEIVER • 6-3 • 215

BIRTHDATE: April 24, 1977

DRAFT CHOICE: 7th Round (218th overall)

10

Billy Miller is an unheralded athlete with an impressive blend of size, speed and strength who will look to elevate his game for the professional level. He is a smooth open-field runner who takes advantage of his long arms and leaping ability to be a consistent threat to haul in the high passes. Miller ranks fourth on the school's career-record list with 125 receptions, topped only by John Jackson (163, 1986-89), Keyshawn Johnson (168, 1994-95) and Johnnie Morton (201, 1990-93). His 1,572 yards receiving rank ninth in Trojan annals.

1998: Miller started every game at split end, leading the team with 49 receptions for 623 yards (12.7 avg.) and three touchdowns. He also recorded a solo tackle. Against Washington Miller hauled in 5 passes for 109 yards, including a 57-yard touchdown, and against Texas Christian in the Sun Bowl he capped his career with 3 receptions for 37 yards and a score. **1997:** Miller manned the split end position, catching a career-high 56 passes for 649 yards (11.6 avg.) and a pair of touchdowns. He ranked fifth in the Pac-10 Conference with an average of 5.1 catches per game, and gained over 100 yards in three contests. Against Washington State he had the first 100-yard performance of his career as he gained 138 yards on a career-high 10 receptions (11th-best game total in school history). Against Nevada-Las Vegas he added 8 catches for 112 yards and against Oregon he picked up 105 yards on 9 grabs. **1996:** Miller started six of the first seven games (came off the bench vs. Oregon State) and appeared in 11 contests overall, finishing the season with 17 catches for 273 yards (16.1 avg.) and two touchdowns. **1995:** Miller played in every game as a reserve split end, and caught three passes for 27 yards (9.0 avg.). He also appeared on special teams. Miller earned his bachelor's degree in sociology.

HIGH SCHOOL: Miller was an All-America choice by *Parade*, *Super Prep*, *Blue Chip Illustrated*, *College Sports*, Schutt Scholastic Coach and *USA Today*, while also adding *Dallas Morning News* National Top 100, *Super Prep* All-Far West, *Blue Chip* All-Western, *Long Beach Press-Telegram* Best in the West second-team, *Tacoma News-Tribune* Western 100, *Student Sports* all-state, *Long Beach Press-Telegram* all-state, All-CIF Southern Section, All-CIF Division III first-team Co-MVP, *Los Angeles Times* All-Ventura MVP, *Los Angeles Daily News* all-area and All-Marmonte League MVP as a senior at Westlake High School in Westlake Village, Calif. He caught 69 passes for 1,087 yards (15.8 avg.) and 14 touchdowns that year. As a junior, he was named to the Cal-Hi Sports All-State Underclass, All-CIF Southern Section, All-CIF Division III, *Los Angeles Times* All-Ventura, *Los Angeles Daily News* All-Valley and All-Marmonte League (where he was Offensive MVP) first-teams. He had 85 receptions for 1,465 yards (17.2 avg.) with 13 scores in 1993. In his career, he had 187 catches for 3,017 yards (16.1 avg.) with 34 touchdowns (the yardage and TDs rank third on the CIF career charts). He also was a three-year starter for the basketball team (averaging 15 points in 1995), earning 1995 *Los Angeles Times* All-Ventura, All-Marmonte League first-team and 1994 Student Sports All-Grid-Hoop third-team honors.

PERSONAL: Billy RoShawn Miller was born April 24, 1977 in Los Angeles, Calif.

MILLER'S COLLEGIATE RECORD — SOUTHERN CALIFORNIA

Year	RECEIVING					
	G	S	No.	Yds.	Avg.	LG
1995	12	0	3	27	9.0	9
1996	11	6	17	273	16.1	35
1997	11	11	56	649	11.6	45
1998	13	13	49	623	12.7	57
TOTAL	47	30	125	1,572	12.6	57



JUSTIN SWIFT

TIGHT END • 6-4 • 264

BIRTHDATE: August 14, 1975

DRAFT CHOICE: 7th Round (238th overall)

KANSAS STATE

85

Justin Swift was a solid third-down receiver who developed into an effective blocker as his career progressed, and should be a nice addition to a strong receiving corps for the Broncos. He has good running ability after the catch and has been timed at 4.79 in the 40-yard dash.

1998: Swift was a second-team All-Big 12 Conference selection by The Sports Network. He started every game, except vs. Texas (team opened with a three-receiver formation) and had 23 receptions for 342 yards (14.9 avg.) and four touchdowns. Against Purdue in the Alamo Bowl he capped his career with a 2-yard touchdown catch. **1997:** Swift was a *Dallas Morning News* and *Kansas City Star* second-team All-Big 12 selection. He started every game, except vs. Texas A&M, and caught 13 passes for 267 yards (20.5 avg.) and three touchdowns, as well as making four tackles (3 solos) on special teams. Against Syracuse in a Fiesta Bowl victory he caught 5 passes for 98 yards and a 28-yard score. **1996:** Swift shared time at tight end with Jarrett Grosdidier, appearing in eight games. He caught five passes for 63 yards (12.6 avg.) and made a pair of tackles on special teams while also recovering a fumble. **1995:** Swift was a reserve tight end, seeing most of his action on special teams. He appeared in two games, catching one pass for 25 yards. **1994:** Swift redshirted as a freshman. Swift earned his bachelor's degree in business administration.

HIGH SCHOOL: Swift was an all-state, all-metro and all-league selection as a senior tight end at Blue Valley High School in Overland Park, Kan., where he caught 20 passes for 320 yards and a touchdown. He had 30 receptions for 500 yards and six scores as a junior. Swift also excelled in track, setting a school record in the high jump (6'-6"), and was an honor roll student.

PERSONAL: Justin Charles Swift was born August 14, 1975 in Kansas City, Kansas.

SWIFT'S COLLEGIATE RECORD — KANSAS STATE

Year	RECEIVING					
	G	S	No.	Yds.	Avg.	LG
1995	2	0	1	25	25.0	25
1996	8	2	5	63	12.6	32
1997	11	10	13	267	20.5	32
1998	12	11	23	342	14.9	28
TOTAL	33	23	42	697	16.6	32

ROOKIE AND FIRST-YEAR PLAYERS



CURTIS ALEXANDER (I)

RUNNING BACK • 6-0 • 204

BORN: June 11, 1974

ALABAMA

32

Curtis Alexander spent the 1998 season on the Broncos practice squad after being drafted in the fourth round (No. 122 overall). He was waived Aug. 28, then re-signed to the practice squad Aug. 31. Alexander finished his career at Alabama with 1,110 rushing yards on 257 carries (4.3) with a long of 58 yards and six touchdowns, in 27 games (12 starts). He started eight games (played in 11) as a senior, leading the team with 155 carries for a career-high 720 yards (4.7 avg.) and six touchdowns, and also caught 16 passes for 133 yards (6.3 avg.) and a pair of scores. He started four games as a junior (among seven appearances) and ran for 240 yards and a pair of touchdowns on 61 carries (3.9 avg.), while adding seven receptions for 105 yards (15.0 avg.) and a score. Alexander redshirted as a freshman in 1993. A native of Memphis, Tenn., Alexander was an All-America selection by *Prep Football Report* as a senior at Whitehaven High School, where he was rated the fourth-best player in the South (seventh-best running back in the country) by *Super Prep* magazine. Alexander was a public relations major at Alabama. He was born June 11, 1974 in Memphis, and has a son, Curtis Tyrek, born May 25, 1999.



JEFF BAKER

PUNTER/KICKER • 6-2 • 200

BORN: February 18, 1977

WESTERN ILLINOIS

3

Jeff Baker was a four-year punter at Western Illinois, where he also handled kickoffs, and was twice named All-Gateway Conference (1997-98). He averaged 40.2 yards per punt over four years, playing in 50 games and recording 260 punts. Baker had a career-best 62-yarder as a freshman. He was named the Gateway Conference Special Teams Player of the Week twice in 1996, the latter of which came in the final weekend of the regular season. A native of Lakewood, Colo., Baker was a four-year letterwinner in both football and basketball at Bear Creek High School, where he also competed in track. He was a three-time academic all-state selection. Baker was born Feb. 18, 1977.



HERB COLEMAN (I)

DEFENSIVE END • 6-4 • 300

BORN: September 4, 1971

TRINITY (ILL.)

67

Herb Coleman possesses tremendous size and speed and has the potential to blossom into a formidable NFL performer at defensive end. He has spent time previously in camps with Kansas City (1998), New Orleans (1996) and San Francisco (1995, '97), having been drafted by the 49ers in the seventh round (238th overall) in 1995. Coleman spent the entire 1995 season on the 49ers' practice squad and part of the '96 season on the Saints' practice squad. He has also played in the World League of American Football for the Rhein Fire in the spring of 1997. Coleman was a four-year letterwinner at Trinity College in Deerfield, Ill., and was a member of the school's inaugural football squad in 1989. He was an all-conference, all-district and honorable mention all-american as a junior and senior. In five games as a senior he recorded 57 tackles and 10 sacks, after posting 111 tackles and 10 sacks as a junior. He earned a degree in marketing management from Trinity. Coleman attended Hillcrest High School in Country Club, Ill., where he lettered in football and track and was an all-conference pick in the discus (160'-0" toss) and the shot put (56'). Herbert G. Coleman was born Sept. 4, 1971 in Chicago, Ill. He is single.



ANDRE COOPER (I)
WIDE RECEIVER • 6-2 • 210
BORN: June 21, 1975

FLORIDA STATE
81

Andre Cooper joined the Broncos during the 1998 offseason, signing a future contract Jan. 2, 1998 while the Broncos were still alive in the playoffs. He went through training camp with the club, and was waived Aug. 25, before being re-signed to the practice squad (Aug. 31), where he spent the entire 1998 season. Cooper was in training camp with Seattle in 1997, but was released Aug. 19, 1997. Cooper was a four-year letterman at Florida

State and a two-time first-team All-ACC pick (junior and senior seasons). He finished fourth in school history with 140 receptions for 1,930 yards and 27 touchdowns, including 71 receptions for 1,002 yards and a school-record 15 touchdowns as a junior. The 71 catches ranks third all-time for a single season at FSU. He had six career 100-yard games, including five in 1995, a season in which he set career highs with 12 catches for 182 yards vs. Maryland. Cooper had 30 catches for 420 yards and four scores in nine games as a senior, and closed his career by playing in the Senior Bowl. He was also a member of Florida State's 1993-94 basketball squad that advanced to the NCAA Tournament. A political science major at FSU, Cooper was a *USA Today* Florida Prep Player of the Year selection as a senior at Fletcher High School in Jacksonville, Fla., where he caught 67 passes for 1,060 yards and 12 scores as a senior. He finished his high school career with 105 receptions for 1,861 yards and 20 touchdowns, and earned all-state honors in basketball, being chosen runner-up in the voting for Florida's Mr. Basketball award in 1993. Andre Damon Cooper was born in Camden, S.C., June 21, 1975.



BEN CROSLAND (I)
DEFENSIVE END • 6-4 • 269
BORN: April 29, 1974

UTAH STATE
61

Ben Crosland was in training camp with Seattle last year after signing with the team April 28, 1998 as a rookie free agent. He was released July 18 and signed with Detroit Aug. 10, then was waived by the Lions on Aug. 24. Crosland played his college ball at Utah State, where he was an All-Big West performer and team captain. He finished his career with 217 tackles (130 solo), 29 tackles for loss, 22 sacks (-107), four forced fumbles and two fumble recoveries. He also had one interception and one pass breakup. Crosland's major was sociology. He was a two-time first-team all-state selection at Kemmerer High School in Kemmerer, Wyo., where he earned second-team all-state honors as a sophomore. Crosland had 183 receptions for 3,780 yards and 21 touchdowns in his career. He was a two-time all-state basketball player as well. Crosland was born April 29, 1974 in Delta, Utah.



DAN FINN (I)
GUARD • 6-3 • 300
BORN: August 23, 1976

NORTHERN ARIZONA
74

Dan Finn spent time on the Broncos' practice squad during the 1998 season on two separate occasions. He was signed to the practice squad Aug. 31, 1998, released Sept. 22, re-signed Jan. 8, and then released again Jan. 13. Finn originally signed with the Broncos after being let go as a rookie free agent in training camp with the 49ers. He played collegiately at Northern Arizona where he was a four-year starter and three-time NCAA

Div. I-AA All-American. Finn started 44 consecutive games for the Lumberjacks, who led the nation in offense his junior and senior seasons. He did not allow a sack in 779 plays from scrimmage and recorded 97 knockdown blocks as a senior. Finn attended Westwood High School in Mesa, Ariz., where he was named first-team All-Arizona as a senior and garnered first-team All-East Valley and all-state honors. He was the recipient of the Frank Kush award for the most outstanding high school lineman in the state. Finn was an engineering major at Northern Arizona. His brother, Chris, played football at Arizona State (1994-96). Daniel J. Finn was born Aug. 23, 1976 in Mesa, Ariz.



CHRIS GIZZI (I)
LINEBACKER • 6-0 • 230
BORN: March 8, 1975

AIR FORCE
49

Chris Gizzi spent the 1998 season with the Broncos on reserve/military, while fulfilling his commitment to the United States Air Force. A star from 1994-97 at the Air Force Academy, Gizzi became only the second Falcon ever to win back-to-back (1996-97) Western Athletic Conference Defensive Player of the Year honors, joining Carlton McDonald (1991-92). Gizzi is also only the fourth player in the Academy's history to win the award once. In his 38-game career he accumulated 342 tackles (155 solo), 26 tackles for loss (-98) and 10 sacks (-87). As a senior in 1997 Gizzi played in 12 games and recorded a team-leading 179 tackles (69 solo), including 16 tackles for loss (-50) and five sacks (-40). His career-high of 20 tackles came against Fresno State that year. He was also voted ABC's Player of the Game for his 15-tackle effort against Army in 1996. Gizzi was named WAC Player of the Week on four occasions in his career (twice each in 1996 and 1997) and had 20 games in which he registered double-digit tackle totals, including 12 consecutive in 1997. One of his teammates at the Academy was Broncos' linebacker Steve Russ. Originally from Brunswick, Ohio, Gizzi attended St. Ignace High School in Cleveland, Ohio, lettering four years in wrestling and three years in football. His 1989 team was ranked tops in the country and his 1992 team was ranked third. Gizzi was co-captain on the wrestling team and a state runner-up in 1993. A human behaviors major at Air Force, Gizzi was born March 8, 1975.



TAJ JOHNSON (I)
WIDE RECEIVER • 6-2 • 195
BORN: January 9, 1975

SAN DIEGO STATE
17

Taj Johnson is in his second NFL camp this fall after going through camp with Dallas in 1998. He signed with the Cowboys as a rookie free agent, April 24, 1998 and was waived Aug. 24. He was signed to Green Bay's practice squad Dec. 16 and finished the season with the club. Johnson signed with Denver Feb. 26. He played his college ball at San Diego State, where he was an All-Western Athletic Conference second-team selection after leading the Aztecs with 44 receptions for 802 yards and two touchdowns as a senior. Johnson started the first nine games at flanker before shifting to split end. He appeared in 11 games as a junior and caught two passes for nine yards. Johnson attended Long Beach (Calif.) City College in 1995 but did not play football. He began his college career at the University of Miami, where, as a redshirt freshman in 1994, he caught five passes for 110 yards. He earned *USA Today* second-team All-America, all-state, all-district, District Player of the Year and *SuperPrep* Oklahoma Player of the Year honors after leading Ardmore (Okla.) High School to the state title as a senior. He caught 41 passes for 968 yards and 12 touchdowns as a flanker, and intercepted seven passes as a defensive back during his senior season. He also lettered in basketball and baseball. Aturo Lataj Johnson was born Jan. 9, 1975.



VILAMI MAUMAU (I)
DEFENSIVE TACKLE • 6-2 • 302
BORN: April 3, 1975

COLORADO
95

Vilami Maumau earned a Super Bowl XXXIII championship ring as part of the Broncos' practice squad in 1998. He was originally signed to the practice squad Nov. 4, 1998, released Jan. 8, 1999 and then re-signed Jan. 11. He was drafted in 1998 by Carolina (7th round; No. 196) out of Colorado where he played in 40 games (22 starts) and recorded 184 tackles and two sacks. He also recovered and forced one fumble each and returned one interception for 33 yards and his only collegiate touchdown. Maumau was an honor roll student at St. Louis High School in Honolulu, Hawaii, and was named the state's Defensive Player of the Year by the Akina Quarterback Club. He was also a *USA Today* honorable mention All-American and was named the Gatorade Circle of Champions Hawaii Player of the Year. Maumau excelled in track and field, as well, hoisting the shot put (50') and discus (142'). While at Colorado, Maumau taught Bible study at the United Pentecostal International Church. One of 11 children, he was born Vilami Akau'ola Maumau, April 3, 1975, in Fo'u'i, a city on the South Pacific island of Tonga. He and his wife, Michelle, have two sons, Sione (10/26/94) and Malakai (5/19/96), and a daughter, Tabitha (5/6/98).

**JASON MOORE (I)**

SAFETY • 5-10 • 191

BORN: January 15, 1976

SAN DIEGO STATE**23**

Jason Moore enters his second NFL camp this fall after spending the 1998 training camp with Cincinnati, with whom he signed as a rookie free agent April 19, 1998. He was waived Aug. 24 and spent the season out of football. Moore played his college ball at San Diego State where he was the No. 2 tackler and interceptor in school history. A four-year starter, Moore finished with 13 interceptions and 328 tackles (184 solo). He played most of his

career at free safety, but also saw action at cornerback. Moore posted a career-high 1110 tackles (66 solo) as a senior, with two interceptions, earning honorable mention All-Western Athletic Conference honors. He earned second-team All-WAC honors as a junior, leading the team with five interceptions and 92 tackles (53 solo). Moore had two picks as a sophomore and also started the final five games of his freshman season, ranking third on the team with seven passes defended. He is a graduate of Pacific High School in San Bernardino, Calif. Moore was a criminal justice major at SDSU. Jason Dwayne Moore was born Jan. 15, 1976 in San Bernardino. He has a daughter, Jordyn Marie, born March 13, 1999.

**TORI NOEL (I)**

SAFETY • 6-0 • 200

BORN: February 17, 1975

TENNESSEE**38**

Tori Noel spent the 1998 season on Denver's practice squad after being signed as a rookie free agent May 1, 1998. He was waived Aug. 25 and re-signed to the practice squad Aug. 31. Noel was waived again Sept. 15 and re-signed to the practice squad Sept. 23. He had been one of Denver's four rookie free agents signed in 1998, after a stellar college career at Tennessee.

Despite missing spring practice in 1997, Noel started all 13 games at strong safety for the Southeastern Conference Champions, recording 85 tackles (54 solo), which ranked second on the team. He also broke up six passes and had three tackles for loss, and capped his career with an invitation to play in the Senior Bowl in January 1998. For his career, he played in 47 games (36 starts) and recorded 196 tackles (129 solo), including 11 tackles for loss, along with 16 pass breakups and four forced fumbles. Noel redshirted in 1994 after playing in 11 games in 1993. He was an urban studies major at Tennessee. Noel was named to the *SuperPrep* All-America Team as the No. 6 defensive back prospect in the nation, and was a first-team Sunkist All-American at Melrose High School in Memphis, Tenn. He was also ranked 10th by *The Knoxville News-Sentinel*, and was named to *The Memphis Commercial Appeal* Tennessee Super Team as well as being all-state. Noel was a three-year starter at defensive back and wide receiver, being credited with 85 tackles, eight interceptions and seven pass breakups as a senior. He finished his high school career with 30 interceptions. Noel was also the top hurdler in the state of Tennessee in high school. Tori Marceula Noel was born Feb. 17, 1975 in Memphis, Tenn.

**JASON SUTTLE (I)**

CORNERBACK • 5-10 • 182

BORN: December 2, 1974

WISCONSIN**35**

Jason Suttle enters his second NFL camp this fall after spending the 1998 training camp with San Diego and New England. He signed as a rookie free agent with the Chargers April 24, 1998, and was waived July 23. Suttle then signed with New England Aug. 4, and was waived by the Patriots Aug. 24. Suttle played his college ball at Wisconsin, and was a redshirt on the 1993 Badgers team that defeated UCLA in the Rose Bowl. He finished third

in school history with 24 career passes defended and tied for ninth in interceptions with eight. He was an honorable mention All-Big Ten selection by the media in 1996 and earned his bachelor's degree in sociology. Suttle was a *SuperPrep* All-American and *USA Today* honorable mention All-American at Burnsville (Minn.) High School. Jason John Suttle was born Dec. 2, 1974 in Minneapolis, Minn.

**DAVE THOMAS (I)**

LINEBACKER • 6-3 • 225

BORN: January 12, 1976

EASTERN ILLINOIS**43**

Dave Thomas signed a future contract as a free agent with the Broncos Dec. 30, 1998 and was allocated to the NFL Europe League in the spring of 1999, playing for the Barcelona Dragons. He played three years at Austin Peay State University before transferring to Eastern Illinois. He once sacked current Jacksonville Jaguars quarterback Jonathan Quinn, then at Middle Tennessee State, three times in a game. Thomas had eight tackles,

one interception and ran back a fumble 55 yards for a touchdown in a game against Tennessee State. He majored in economics. Thomas played defensive end and offensive tackle at Baylor High School in Tennessee, earning all-city, all-metro and all-state honors as a senior. He has a 1-year-old son, Taylor.

**MARVIN THOMAS (I)**

DEFENSIVE END • 6-5 • 264

BORN: October 19, 1973

MEMPHIS**92**

Marvin Thomas earned a Super Bowl XXXIII championship ring as a member of the Broncos' practice squad in 1998. He was signed by the club Oct. 19, 1998 to the practice squad, and spend the remainder of the season there before his contract expired, and re-signed with the club Feb. 3. He spent this past spring overseas playing for the Barcelona Dragons of the NFL Europe League. Thomas, who had been waived by the Detroit Lions

Oct. 8, 1998, was a seventh-round (No. 233 overall) selection by Chicago in 1997 out of Memphis. He was waived by the Bears after training camp and signed to Detroit's practice squad Aug. 26. Thomas was signed by the Lions to the active roster Nov. 24, and was then declared inactive for the last four regular season games and the Lions' Wild Card playoff game. He finished his college career ranked third on the all-time sacks list at Memphis (17), where he was a four-year letterman and played in all 44 games. Thomas became a starter for the Tigers midway through his sophomore year in 1994, and was an All-Conference USA pick as a senior in 1996 after leading the team with six sacks and 63 tackles. Thomas was redshirted in 1992. He was born Oct. 19, 1973 in Bay Minette, Ala. (10/19/73), and was an all-district defensive end at Baldwin County High School.

**BRAD TROUT (I)**

SAFETY • 6-2 • 209

BORN: January 22, 1975

VALDOSTA STATE**36**

Brad Trout was signed by the Broncos Feb. 3, 1999 after being out of football in 1998. He was an invited walk-on at the Atlanta Falcons mini-camp in the spring of 1998 as stayed with the club until he was released during training camp. Trout played his college ball at Valdosta State, starting all 11 games as a senior in 1997 and producing 66 tackles, three interceptions, five pass breakups and five tackles for loss. He made 60 stops in eight starts as

a junior for the Blazers. A native of Miami, Fla., Trout was born Jan. 22, 1975.



SHAWN TURNER (I)
WIDE RECEIVER • 6-1 • 200
BORN: May 18, 1973


UTAH STATE
15

Shawn Turner was signed by the Broncos March 12, 1999. He was originally signed as a rookie free agent by New England April 25, 1997, and then waived Aug. 13. He was signed to the Patriots' practice squad Dec. 2, 1997 and then waived in camp the next season, Aug. 24, 1998. He spent the spring of 1998 playing for the England Monarchs of the NFL Europe League. Turner played his college ball at Utah State, starting 22 of 41 games and catching 99 passes for 1,437 yards and six touchdowns, including 34 grabs for 581 yards and four touchdowns as a senior in 1996. He was a four-time all-conference selection in track for the Aggies, competing in the 400-meter dash and the 4x100-meter relay, anchoring the 4x100-meter Big West Champion team. He was a physical education major at Utah State. Turner earned all-state and all-conference honors in football, competing as a quarterback, running back and wide-out at Nampa (Idaho) High School. A little known fact about Turner is that he is the grand cousin of Baseball immortal Babe Ruth. He was born May 18, 1973 in Nampa, Idaho.

VINCE LOMBARDI TROPHY

The Denver Broncos have claimed back-to-back World Championships with their 31-24 defeat of Green Bay in Super Bowl XXXII and their 34-19 triumph over Atlanta in Super Bowl XXXIII last January. The franchise now owns two Vince Lombardi Trophies, which are displayed in the lobby of the Paul D. Bowlen Memorial Broncos Centre. The sterling silver trophies are created by Tiffany & Company, named for the late Vince Lombardi before Super Bowl V. Each trophy is a regulation-size silver football mounted in a kicking position on a pyramid-like stand of three concave sides. The trophy stands 20.75 inches tall, weighs 107.3 ounces, and is valued in excess of \$10,000. Each is engraved with the words "Vince Lombardi Trophy" above an NFL Shield. Below that is the engraving of the particular Super Bowl (XXXII and XXXIII), "AFC vs. NFC," the score of the game, the date and the location.

1998 SEASON REVIEW



Bill Romanowski
Two-Time Pro Bowl Selection

1998 FINAL REGULAR SEASON STATISTICS (14-2)

Date	W-L	Score	Opponent	Attendance	RUSHING	No.	Yds	Avg	Long	TD
Sep 7	W	27-21	New England	74,745	Davis	392	2008	5.1	70	21
Sep 13	W	42-23	Dallas	75,013	Loville	53	161	3.0	12	2
Sep 20	W	34-17	at Oakland	56,578	Briser	19	102	5.4	38	1
Sep 27	W	38-16	at Washington	71,880	Elway	37	94	2.5	16	1
Oct 4	W	41-16	Philadelphia	73,218	R. Smith	6	63	10.5	37	0
Oct 11	W	21-16	at Seattle	66,258	Hebron	9	31	3.4	8	1
Oct 25	W	37-24	Jacksonville	75,217	Griffith	4	13	3.3	16	0
Nov 1	W	33-26	at Cincinnati	59,974	Rouen	1	0	0.0	0	0
Nov 8	W	27-10	San Diego	74,925	Griese	4	-4	-1.0	0	0
Nov 16	W	30-7	at Kansas City	78,100	BRONCOS	525	2468	4.7	70	26
Nov 22	W	40-14	Oakland	75,325	OPPONENTS	356	1287	3.6	45	8
Nov 29	W	31-16	at San Diego	66,532	RECEIVING	No.	Yds	Avg	Long	TD
Dec 6	W	35-31	Kansas City	74,962	R. Smith	86	1222	14.2	58	6
Dec 13	L	16-20	at New York Giants	72,336	McCaffrey	64	1053	16.5	48	10
Dec 21	L	21-31	at Miami	74,363	Sharpe	64	768	12.0	38	10
Dec 27	W	28-21	Seattle	74,057	Davis	25	217	8.7	35	2

Team Statistics	Den	Opp
TOTAL FIRST DOWNS	347	283
Rushing	135	80
Passing	186	163
Penalty	26	20
3rd Down: Made/Att	90/207	88/225
3rd Down Pct.	43.5	39.1
4th Down: Made/Att	4/10	10/19
4th Down Pct.	40.0	52.6
POSSESSION AVG.	32:08	27:52
TOTAL NET YARDS	6092	4935
Avg. Per Game	380.8	308.4
Total Plays	1041	999
Avg. Per Play	5.9	4.9
NET YARDS RUSHING	2468	1287
Avg. Per Game	154.3	80.4
Total Rushes	525	356
NET YARDS PASSING	3624	3648
Avg. Per Game	226.5	228.0
Sacked/Yards Lost	25/184	47/335
Gross Yards	3808	3983
Att./Completions	491/290	596/345
Completion Pct.	59.1	57.9
Had Intercepted	14	19
PUNTS/AVERAGE	67/46.2	88/42.4
NET PUNTING AVG.	67/37.6	88/36.1
PENALTIES/YARDS	115/1023	113/865
FUMBLES/BALL LOST	17/6	28/11
TOUCHDOWNS	62	38
Rushing	26	8
Passing	32	28
Returns	4	2

Score By Periods	1	2	3	4	OT	PTS
BRONCOS	144	156	64	137	0	501
OPPONENTS	54	87	58	110	0	309

SCORING	TD	Ru	Pa	Ret	K-PAT	FG	SPTS
Davis	23	21	2	0			0 138
Elam	0	0	0	0	58/58	23/27	0 127
McCaffrey	10	0	10	0			0 62
Sharpe	10	0	10	0			0 42
R. Smith	7	0	6	1			0 18
Griffith	3	0	3	0			0 12
Hebron	2	1	0	1			0 12
Loville	2	2	0	0			0 6
Briser	1	1	0	0			0 6
Crockett	1	0	0	1			0 6
Elway	1	1	0	0			0 6
Gordon	1	0	0	1			0 6
Green	1	0	1	0			0 0
Rouen	0	0	0	0	0/1	0/0	0 0
BRONCOS	62	26	32	4	58/59	23/27	0 501
OPPONENTS	38	8	28	2	31/31	14/20	2 309

2-Pl. Conversions: McCaffrey, BRONCOS 1-3, OPPONENTS 2-7

SACKS: Pryce 8.5, Tanuvasa 8.5, Romanowski 7.5, Cadrez 4.0, N. Smith 4.0, Hasselbach 3.0, Williams 3.0, Lodish 2.0, Traylor 2.0, Washington 2.0, Johnson 1.0, Mobley 1.0, Crockett 0.5, BRONCOS 47.0, OPPONENTS 25.0

PASSING	Att	Cmp	Yds	Cmp%	Yds/Att	TD	TD%	Int	Int%	Long	Sack/Lost	Rating
Elway	356	210	2806	59.0	7.88	22	6.2	10	2.8	58	18/135	93.0
Briser	131	78	986	59.5	7.53	10	7.6	3	2.3	48	7/49	99.0
Griese	3	1	2	33.3	0.67	0	0.0	1	33.3	2	0/0	2.8
R. Smith	1	1	14	100.0	14.00	0	0.0	0	0.0	14	0/0	118.8
BRONCOS	491	290	3808	59.1	7.76	32	6.5	14	2.9	58	25/184	93.5
OPPONENTS	596	345	3983	57.9	6.68	28	4.7	19	3.2	75t	47/335	80.5

1998 FINAL REGULAR SEASON DEFENSIVE STATISTICS

Tackles, assists, fumbles, sacks and passes defended compiled from official coaches statistics.
All other statistics compiled from press box statistics

PLAYER	SOLO	ASSIST	TOTAL	SACKS/ Yds.	INT/ Yds.	PD	FF	FR
1. Mobley	105	27	132	1/7	1/2	13	2	1
2. Cadrez	76	29	105	4/20	2/11	2	3	0
3. Romanowski	71	24	95	7.5/56.5	2/22	9	3	3
4. Atwater	55	30	85	0/0	1/4	7	0	0
5. Gordon	61	13	74	0/0	4/125	12	0	1
6. Crockett	61	7	68	0.5/2.5	3/105	15	1	0
7. Pryce	48	11	59	8.5/56.5	1/1	0	0	0
8. Braxton	43	14	57	0/0	1/72	6	1	0
9. Tanuvasa	47	6	53	8.5/66.5	0/0	0	1	2
10. Traylor	40	9	49	2/8	0/0	2	0	1
11. Brown, E.	29	14	43	0/0	0/0	3	0	1
12. Johnson	35	4	39	1/11	2/79	9	0	0
13. Smith, N.	25	13	38	4/38	1/2	2	1	0
14. Washington	27	6	33	2/8	0/0	0	0	0
15. Hasselbach	24	3	27	3/26	0/0	0	0	0
16. Williams	11	8	19	3/24	0/0	2	0	0
17. Lodish	7	7	14	2/11	0/0	0	0	0
18. James	10	2	12	0/0	0/0	2	0	0
19. Coghill	9	3	12	0/0	1/20	1	0	0
20. Joyner	6	3	9	0/0	0/0	1	0	0
21. Burns	6	2	8	0/0	0/0	1	0	0
22. Paul	5	0	5	0/0	0/0	2	0	0
TEAM	801	235	1,036	47/335	19/439	88	12	9

NOTE: Special teams and miscellaneous tackles not included in above statistics.

Blocked Field Goals — Pryce (vs. New England, 9/7).

Blocked Punts — Hebron (at Cincinnati, 11/1).

Miscellaneous Tackles — Sharpe 3, Brister 2, McCaffrey 2, Lynn, T. Jones, Swayne, Schlereth, R. Smith, Nalen, Chamberlain.

Miscellaneous Recoveries — Elway 2, R. Smith 2, Hebron, Davis.

Miscellaneous Forced Fumbles — None.

Defensive Touchdowns — Crockett (interception return at Oakland, 9/20), Gordon (interception return at Washington, 9/27).

Two-Point Conversion Stops — Atwater (at Cincinnati, 11/1), Hasselbach (at Seattle, 10/11), Team (at Washington, 9/27).

1998 REGULAR SEASON SPECIAL TEAMS STATISTICS

FINAL REGULAR SEASON
Based on unofficial press box statistics

PLAYER	TACKLES	FORCED FUM.	FUM. RECOV.
1. Burns	19	0	1
2. Lynn	16	1	0
3. Smith, D.	15	0	0
4. Johnson	14	1	0
5. Loville	13	1	0
6. James	12	0	1
Paul	12	1	1
8. Carswell	10	0	0
9. Coghill	9	0	0
10. Brown, E.	8	0	0
11. Mobley	6	0	0
12. Chamberlain	5	0	0
13. Cadrez	4	0	0
14. Joyner	2	0	0
Wayne	2	0	0
16. Braxton	1	0	0
Elam	1	0	0
Rouen	1	0	0
Swayne	0	0	1

1998 REGULAR SEASON MISCELLANEOUS STATISTICS

DRIVE ENGINEERING

Quarterback	Drives Started	Drives Ended By	TD	FG	FGA	PNT	DWN	TRN	SAF	CLK	RPL	Points Yielded	Pts./Drive	Quarterback Drive Efficiency*
John Elway	136	40	15	4	45	3	15	0	12	2	323	2.38	40.4%	48.4%
Bubby Brister	54	19	8	0	19	2	3	1	4	0	156	2.89	50.0%	54.0%
Brian Griese	5	0	0	0	3	0	1	0	1	0	0	0.00	0.0%	0.0%
DENVER	195	59	23	4	67	5	19	1	17	(2)	479	2.46	42.1%	48.3%
OPPONENTS	191	36	14	6	88	9	28	0	10	0	291	1.52	26.2%	30.9%

(*The second number is the percentage the quarterback has put his team in position to score, allowing for missed field goals and subtracting those drives ended by the clock and replaced due to injury. #Brister replaced Elway twice due to injury, thus his "drives ended by" will add up to two more than the total actually stated.)

KICKOFF ANALYSIS

Kicker	Total	No. Ret.	FC	MF	TB	EZ+	OB	OnS	SQB	Opp. OSY	OSY Ret.	ASY	ASY Ret.
Jason Elam	97	86	0	0	11	5	0	(0)	(0)	2598	2378	O27	O28
Tom Rouen	4	3	0	0	0	0	1	(0)	(0)	137	87	O34	O29
DENVER	101	89	0	0	11	5	1	(0)	(0)	2735	2465	O27	O28
OPPONENTS	66	58	0	0	7	1	1	(1)	(1)	1851	1671	D28	D29

(KEY: MF—muffed; EZ+—through or over end zone; OSY—Opponent Starting Yardline; ASY—Average Starting Yardline; Ret—average using returned kicks only; OnS (OnS), short squibs (SQB) and pop-over kicks are omitted in figuring the above; Out-of-bounds are not. Returns on onside kicks are omitted from the above.)

YARDS GAINED BY DOWN

Team	1st Down	2nd Down	3rd Down	4th Down	Season
	Att Yards Avg.	Att Yards Avg.	Att Yards Avg.	Att Yards Avg.	Att Yards Avg.
DENVER	467 2974 6.4	357 1890 5.3	207 1209 5.8	10 19 1.9	1041 6092 5.8
OPPONENTS	428 2192 5.1	327 1493 4.6	225 1189 5.3	19 61 3.2	999 4935 4.9

THIRD-DOWN EFFICIENCY

	3rd Down and 4th																Second		Total	Pct.
Team	1	2	3	4	5	6	7	8	9	10	11-14	15-19	20+	Rush	Pass	Half				
DENVER	19-29	12-15	9-22	5-11	5-14	5-13	7-15	10-20	4-12	6-17	5-24	2-8	1-7	30-59	60-148	39-97	90-297	43.5		
OPPONENTS	12-15	14-17	5-11	6-16	7-17	4-16	7-16	6-20	5-12	10-34	8-28	3-16	1-7	23-39	65-186	49-119	88-225	39.1		
AVERAGE YARDS TO GO: Denver 6.9 (207/1434); Opponents 8.1 (225/1815)																				

AVERAGE YARDS TO GO: Denver 6.9 (207/1434); Opponents 8.1 (225/1815)

TURNOVER ANALYSIS

DENVER'S 20 turnovers led to 57 Opponent points: 7 TD, 3 FG; 18.4% of Opponents' total points (309).
OPPONENTS' 30 turnovers led to 104 Denver points: 15 TD, 0 FG; 20.8% of Denver's total points (501).

AVERAGE STARTING FIELD POSITION

	Denver	Opponent
Drives Started	195	191
Cumulative Starting Yardline	6451	5597
Average Field Position	D33	O29
Drives Started In Plus Territory	33	21
Scores (TD/FG)	21/18.3	10/7.3
Turnovers/Ran Out Clock	2/5	5/1
Drives Started Inside Own 20/At Own 20	39/18	42/27

SCORING PCT. INSIDE-THE-20 (RED ZONE)

	Denver	Opponent
Times Penetrated Opponent 20	64	46
Total Scores	56	38
Touchdowns	40	26
Field Goals-Attempts	16-17	12-14
Turnovers/Downs	4/0	3/3
Ran Out Clock Not Trying To Score	1	0
Scores From Outside The 20	26	14
Scoring Percentage	87.5	82.6

YARDS LOST DUE TO PENALTY

	Denver	Opponent
Times Penalized After Offensive Gain	24	12
Yards Lost Due To Penalties	196	109
Touchdowns Cost	3	1
Field Goals Cost	0	1
First Downs Lost	11	8

FIRST DOWNS GAINED

Player	Rush	Pass	Rec.	Total
John Elway	10	139	1	150
Terrell Davis	100	0	12	112
Rod Smith	4	1	62	67
Bubby Brister	8	46	0	54
Shannon Sharpe	0	0	45	45
Ed McCaffrey	0	0	38	38
Derek Loville	11	0	1	12
Willie Green	0	0	8	8
Howard Griffith	1	0	6	7
Dwayne Carswell	0	0	3	3
Byron Chamberlain	0	0	3	3
Vaughn Hebron	2	0	0	2
Marcus Nash	0	0	2	2
Justin Armour	0	0	1	1
Detroit Smith	0	0	1	1

GOAL-TO-GO DEFENSE

Team	Summary	Opp. GTG Plays--
	Total TD FG FGA TO Plays Stops Pct.	
DENVER	22 13 5 0 1	45 30 66.7
OPPONENTS	32 18 1 0 1	67 39 58.2

(*Includes one occasion when Denver ended game not trying to score)

1998 FINAL POSTSEASON STATISTICS (3-0)

Date	W-L	Score	Opponent	Attendance	RUSHING	No.	Yds	Avg	Long	TD
Jan 9	W	38-3	Miami	75,729	Davis	78	468	6.0	62	3
Jan 17	W	23-10	New York Jets	75,482	Loville	12	49	4.1	111	1
Jan 31	W	34-19	at Atlanta	74,803	Elway	9	34	3.8	11	1

Team Statistics	Den	Opp
TOTAL FIRST DOWNS	60	53
Rushing	29	10
Passing	30	40
Penalty	1	3
3rd Down: Made/Att	15/43	10/33
3rd Down Pct.	34.9	30.3
4th Down: Made/Att	3/8	3/5
4th Down Pct.	37.5	60.0
POSSESSION AVG.	32:16	27:44
TOTAL NET YARDS	1212	959
Avg. Per Game	404.0	319.7
Total Plays	202	176
Avg. Per Play	6.0	5.4
NET YARDS PUSHING	549	159
Avg. Per Game	183.0	53.0
Total Rushes	112	49
NET YARDS PASSING	663	800
Avg. Per Game	221.0	266.7
Sacked/Yards Lost	4/28	3/18
Gross Yards	691	818
Att./Completions	86/45	124/76
Completion Pct.	52.3	61.3
Had Intercepted	1	7
PUNTS/AVERAGE	11/40.8	13/46.3
NET PUNTING AVG.	11/34.1	13/39.2
PENALTIES/YARDS	15/149	16/106
FUMBLES/BALL LOST	2/0	6/6
TOUCHDOWNS	11	3
Rushing	7	1
Passing	3	1
Returns	1	1

RECEIVING	No.	Yds	Avg	Long	TD
R. Smith	12	280	23.3	80	2
McCauley	11	190	17.3	47	0
Sharpe	9	78	8.7	14	0
Chamberlain	5	55	11.0	16	0
Davis	4	69	17.3	39	0
Griffith	3	32	10.7	14	1
Carswell	1	7	7.0	7	0
BRONCOS	45	691	15.4	80	3
OPPONENTS	76	818	10.8	30	1

INTERCEPTIONS	No.	Yds	Avg	Long	TD
Gordon	4	156	39.0	58	0
Johnson	2	76	38.0	48	0
Romanowski	1	0	0.0	0	0
BRONCOS	7	232	33.1	58	0
OPPONENTS	1	1	1.0	1	0

PUNTING	No.	Yds	Avg	Net	TB	In	Lg	B
Rouen	10	449	44.9	34.1	1	4	59	1
BRONCOS	10	449	44.9	34.1	1	4	59	1
OPPONENTS	13	602	46.3	39.2	0	5	56	0

PUNT RETURNS	Ret	FC	Yds	Avg	Long	TD
Gordon	7	1	93	13.3	36	0
BRONCOS	7	1	93	13.3	36	0
OPPONENTS	4	1	54	13.5	33	0

KICKOFF RETURNS	No.	Yds	Avg	Long	TD
Hebron	4	89	22.3	28	0
Chamberlain	1	2	2.0	2	0
BRONCOS	5	91	18.2	28	0
OPPONENTS	17	394	23.2	94	1

FIELD GOALS	1-19	20-29	30-39	40-49	50+
Elam	0/0	1/1	3/4	2/3	0/0
BRONCOS	0/0	1/1	3/4	2/3	0/0
OPPONENTS	0/0	2/3	2/2	0/1	0/0

ELAM: (32G)(44G,48G,35G)(26G,38N,48N,37G)
BRONCOS: (32G)(44G,48G,35G)(26G,38N,48N,37G)
OPPONENTS: (22G)(42N,32G)(32G,26N,28G)

2-pt. CONVERSIONS: BRONCOS 0-0, OPPONENTS 0-1

SACKS: Mobley 1.0, Romanowski 1.0, Washington 1.0,
BRONCOS 3.0, OPPONENTS 4.0

PASSING	Att	Cmp	Yds	Cmp%	Yds/Att	TD	TD%	Int	Int%	Long	Sack/Lost	Rating
Elway	86	45	691	52.3	8.03	3	3.5	1	1.2	80	4/28	85.9
BRONCOS	86	45	691	52.3	8.03	3	3.5	1	1.2	80	4/28	85.9
OPPONENTS	124	76	818	61.3	6.60	1	0.8	7	5.6	30	3/18	59.8

1998 FINAL POSTSEASON DEFENSIVE STATISTICS

based on unofficial press box statistics

PLAYER	S	A	TT	S/Yds.	I/Yds.	PD	FF	FR
1. Romanowski	15	7	22	1/7	1/0	2	1	1
2. Atwater	10	6	16	0/0	0/0	3	1	0
3. Crockett	11	4	15	0/0	0/0	2	0	0
4. Johnson	10	4	14	0/0	2/76	3	1	0
Mobley	10	4	14	1/6	0/0	2	0	1
Cadrez	7	7	14	0/0	0/0	1	0	0
7. Braxton	8	2	10	0/0	0/0	1	0	2
8. Gordon	5	4	9	0/0	4/156	7	0	0
9. Williams	6	1	7	0/0	0/0	2	0	0

SPECIAL TEAMS TACKLES: Burns 5, Paul 3, Coghill 3, Lynn 2, Crockett 2, D. Smith 2, Loville 2, Carswell, James, Johnson, Rouen.
SPECIAL TEAMS FUMBLE RECOVERIES: Burns (vs. Jets, 1/17/99).
MISCELLANEOUS RECOVERIES: Davis.
DEFENSIVE TOUCHDOWNS: N. Smith (79-yd. fumble return vs. Miami, 1/9/99)
TWO-POINT CONVERSIONS: Team 1 (vs. Atlanta, 1/31/99)

1998 POSTSEASON MISCELLANEOUS STATISTICS

DRIVE ENGINEERING

	Drives Ended By—										Points Yielded	Pts./ Drive	Quarterback	
	Started	TD	FG	FGA	PNT	DWN	TRN	SAF	CLK	RPL			Drive Efficiency*	Drive Efficiency*
Quarterback	37	10	6	2	10	5	1	0	2	1	88	2.38	43.2%	52.9%
John Elway	37	10	6	2	10	5	1	0	2	(1)	88	2.38	43.2%	52.9%
DENVER	37	2	4	2	13	1	12	0	3	0	25	0.68	16.2%	23.5%
OPPONENTS														

(*the second number is the percentage the quarterback has put his team in position to score, allowing for missed field goals and subtracting those drives ended by the clock (or kneel-downs ending drives) and those replaced due to injury.)

KICKOFF ANALYSIS

	No.										Opp.	OSY	Ret.	ASY	Ret.
	Total	Ret.	FC	MF	TB	EZ+	OB	OnS	SQB						
Kicker	20	17	0	0	3	0	0	(0)	(0)	618	558	O31	O33		
Jason Elam	20	17	0	0	3	0	0	(0)	(0)	618	558	O31	O33		
DENVER	20	17	0	0	3	0	0	(0)	(0)	618	558	O31	O33		
OPPONENTS	7	4	0	0	3	0	0	(2)	(0)	173	113	D25	D28		

(KEY: MF—muffed; EZ+—through or over end zone; OSY—Opponent Starting Yardline; ASY—Average Starting Yardline; Ret—averages using returned kicks only; OnS, short squibs (SQB) and pop-over kicks are omitted in figuring the above; Out-of-bounds are not. Returns on inside kicks are omitted from the above.)

FIRST-DOWN TENDENCIES

Team	Rushing—			Passing—			Overall—			Times Gained			Miscellany—		
	Plays	Yds.	Avg.	Plays	Yds.	Avg.	Plays	Yds.	Avg.	20+	10+	5+	2-	0	Neg.
DENVER	60	313	5.2	26	366	14.1	86	679	7.9	8	21	35	34	13	4
OPPONENTS	26	108	4.2	62	423	6.8	88	531	6.0	4	29	40	41	31	5

YARDS GAINED BY DOWN

Team	1st Down			2nd Down			3rd Down			4th Down			Season		
	Att	Yds.	Avg.	Att	Yds.	Avg.	Att	Yds.	Avg.	Att	Yds.	Avg.	Att.	Yds.	Avg.
DENVER	86	679	7.9	65	292	4.5	43	218	5.1	8	23	2.9	202	1212	6.0
OPPONENTS	88	531	6.0	50	235	4.7	33	166	5.0	5	27	5.4	176	959	5.4

THIRD-DOWN EFFICIENCY

Team	3rd Down and—										Second				
	1	2	3	4	5	6	7	8	9	10	11-14	15-19	20+	Rush	Pct.
DENVER	5-8	1-2	1-1	2-6	1-5	2-3	2-5	1-2	0-3	0-2	0-2	0-3	0-1	7-17	34.9
OPPONENTS	1-3	2-4	1-3	1-3	1-2	2-2	0-2	0-4	0-3	1-3	1-3	0-0	0-1	1-5	30.3

TURNOVER ANALYSIS

DENVER'S 1 turnovers led to 0 Opponent points: 0 TD, 0 FG; 0.0% of Opponents' total points (29).
OPPONENTS' 13 turnovers led to 27 Denver points: 3 TD, 2 FG; 28.4% of Denver's total points (95).

AVERAGE STARTING FIELD POSITION

	Denver	Opponent
Drives Started	37	37
Cumulative Starting Yardline	1407	1036
Average Field Position	D38	O28
Drives Started In Plus Territory	11	4
Scores (TD/FG)	5/3,2	2/1,1
Turnovers/Ran Out Clock	0/1	1/0
Drives Started Inside Own 20/At Own 20	7/4	10/4

SCORING PCT. INSIDE-THE-20 (RED ZONE)

	Denver	Opponent
Times Penetrated Opponent 20	13	9
Total Scores	10	6
Touchdowns	6	2
Field Goals-Attempts	4-5	4-5
Turnovers/Downs	0/1	2/0
Ran Out Clock Not Trying To Score	1	0
Scores From Outside The 20	6	0
Scoring Percentage	76.9	66.7

YARDS LOST DUE TO PENALTY

	Denver	Opponent
Times Penalized After Offensive Gain	4	1
Yards Lost Due To Penalties	26	10
Touchdowns Cost	1	0
First Downs Lost	0	0
Field Goals Lost	0	0

1998 FINAL PRESEASON STATISTICS (3-1)

Date	W-L	Score	Opponent	Attendance	RUSHING	No.	Yds	Avg	Long	TD
Aug 8	W	20-13	at St. Louis	53,842	Davis	24	142	5.9	44	1
Aug 14	W	17-10	New Orleans	70,937	Loville	40	104	2.6	9	1
Aug 24	W	34-31	Green Bay	73,183	Howard	28	93	3.3	9	0
Aug 29	L	13-16	at Tennessee	33,194	Griese	14	32	2.3	8	0

Team Statistics

	Den	Opp
TOTAL FIRST DOWNS	78	66
Rushing	25	21
Passing	45	37
Penalty	8	8

3rd Down: Made/Att

3rd Down Pct.	25/53	20/54
4th Down: Made/Att	47.2	37.0
4th Down Pct.	3/7	1/3
4th Down Pct.	42.9	33.3

POSSESSION AVG.

POSSESSION AVG.	30:19	29:41
TOTAL NET YARDS	1472	969
Avg. Per Game	368.0	242.3
Total Plays	255	234
Avg. Per Play	5.8	4.1

NET YARDS RUSHING

NET YARDS RUSHING	395	302
Avg. Per Game	98.8	75.5
Total Rushes	110	100
NET YARDS PASSING	1077	667
Avg. Per Game	269.3	166.8
Sacked/Yards Lost	2/17	9/65
Gross Yards	1094	732
Att./Completions	143/85	125/77
Completion Pct.	59.4	61.6
Had Intercepted	2	2
PUNTS/AVERAGE	13/49.9	21/46.2
NET PUNTING AVG.	13/40.5	21/35.1
PENALTIES/YARDS	34/302	32/201
FUMBLES/BALL LOST	9/7	8/3
TOUCHDOWNS	9	7
Rushing	2	2
Passing	5	3
Returns	2	2

NET YARDS PASSING

NET YARDS PASSING	395	302
Avg. Per Game	98.8	75.5
Total Rushes	110	100
NET YARDS PASSING	1077	667
Avg. Per Game	269.3	166.8
Sacked/Yards Lost	2/17	9/65
Gross Yards	1094	732
Att./Completions	143/85	125/77
Completion Pct.	59.4	61.6
Had Intercepted	2	2
PUNTS/AVERAGE	13/49.9	21/46.2
NET PUNTING AVG.	13/40.5	21/35.1
PENALTIES/YARDS	34/302	32/201
FUMBLES/BALL LOST	9/7	8/3
TOUCHDOWNS	9	7
Rushing	2	2
Passing	5	3
Returns	2	2

NET YARDS RUSHING

NET YARDS RUSHING	395	302
Avg. Per Game	98.8	75.5
Total Rushes	110	100
NET YARDS PASSING	1077	667
Avg. Per Game	269.3	166.8
Sacked/Yards Lost	2/17	9/65
Gross Yards	1094	732
Att./Completions	143/85	125/77
Completion Pct.	59.4	61.6
Had Intercepted	2	2
PUNTS/AVERAGE	13/49.9	21/46.2
NET PUNTING AVG.	13/40.5	21/35.1
PENALTIES/YARDS	34/302	32/201
FUMBLES/BALL LOST	9/7	8/3
TOUCHDOWNS	9	7
Rushing	2	2
Passing	5	3
Returns	2	2

NET YARDS PASSING

NET YARDS PASSING	395	302
Avg. Per Game	98.8	75.5
Total Rushes	110	100
NET YARDS PASSING	1077	667
Avg. Per Game	269.3	166.8
Sacked/Yards Lost	2/17	9/65
Gross Yards	1094	732
Att./Completions	143/85	125/77
Completion Pct.	59.4	61.6
Had Intercepted	2	2
PUNTS/AVERAGE	13/49.9	21/46.2
NET PUNTING AVG.	13/40.5	21/35.1
PENALTIES/YARDS	34/302	32/201
FUMBLES/BALL LOST	9/7	8/3
TOUCHDOWNS	9	7
Rushing	2	2
Passing	5	3
Returns	2	2

NET YARDS PASSING

NET YARDS PASSING	395	302
Avg. Per Game	98.8	75.5
Total Rushes	110	100
NET YARDS PASSING	1077	667
Avg. Per Game	269.3	166.8
Sacked/Yards Lost	2/17	9/65
Gross Yards	1094	732
Att./Completions	143/85	125/77
Completion Pct.	59.4	61.6
Had Intercepted	2	2
PUNTS/AVERAGE	13/49.9	21/46.2
NET PUNTING AVG.	13/40.5	21/35.1
PENALTIES/YARDS	34/302	32/201
FUMBLES/BALL LOST	9/7	8/3
TOUCHDOWNS	9	7
Rushing	2	2
Passing	5	3
Returns	2	2

NET YARDS PASSING

NET YARDS PASSING	395	302
Avg. Per Game	98.8	75.5
Total Rushes	110	100
NET YARDS PASSING	1077	667
Avg. Per Game	269.3	166.8
Sacked/Yards Lost	2/17	9/65
Gross Yards	1094	732
Att./Completions	143/85	125/77
Completion Pct.	59.4	61.6
Had Intercepted	2	2
PUNTS/AVERAGE	13/49.9	21/46.2
NET PUNTING AVG.	13/40.5	21/35.1
PENALTIES/YARDS	34/302	32/201
FUMBLES/BALL LOST	9/7	8/3
TOUCHDOWNS	9	7
Rushing	2	2
Passing	5	3
Returns	2	2

NET YARDS PASSING

NET YARDS PASSING	395	302
Avg. Per Game	98.8	75.5
Total Rushes	110	100
NET YARDS PASSING	1077	667
Avg. Per Game	269.3	166.8
Sacked/Yards Lost	2/17	9/65
Gross Yards	1094	732
Att./Completions	143/85	125/77
Completion Pct.	59.4	61.6
Had Intercepted	2	2
PUNTS/AVERAGE	13/49.9	21/46.2
NET PUNTING AVG.	13/40.5	21/35.1
PENALTIES/YARDS	34/302	32/201
FUMBLES/BALL LOST	9/7	8/3
TOUCHDOWNS	9	7
Rushing	2	2
Passing	5	3
Returns	2	2

NET YARDS PASSING

NET YARDS PASSING	395	302
Avg. Per Game	98.8	75.5
Total Rushes	110	100
NET YARDS PASSING	1077	667
Avg. Per Game	269.3	166.8
Sacked/Yards Lost	2/17	9/65
Gross Yards	1094	732
Att./Completions	143/85	125/77
Completion Pct.	59.4	61.6
Had Intercepted	2	2
PUNTS/AVERAGE	13/49.9	21/46.2
NET PUNTING AVG.	13/40.5	21/35.1
PENALTIES/YARDS	34/302	32/201
FUMBLES/BALL LOST	9/7	8/3
TOUCHDOWNS	9	7
Rushing	2	2
Passing	5	3
Returns	2	2

NET YARDS PASSING

NET YARDS PASSING	395	302
Avg. Per Game	98.8	75.5
Total Rushes	110	100
NET YARDS PASSING	1077	667
Avg. Per Game	269.3	166.8
Sacked/Yards Lost	2/17	9/65
Gross Yards	1094	732
Att./Completions	143/85	125/77
Completion Pct.	59.4	61.6
Had Intercepted	2	2
PUNTS/AVERAGE	13/49.9	21/46.2
NET PUNTING AVG.	13/40.5	21/35.1
PENALTIES/YARDS	34/302	32/201
FUMBLES/BALL LOST	9/7	8/3
TOUCHDOWNS	9	7
Rushing	2	2
Passing	5	3
Returns	2	2

NET YARDS PASSING

BRONCOS	31	23	17	13	0	84	Coghill	6	2	91	15.2	28	0
OPPONENTS	14	22	20	14	0	70	D. Gordon	3	1	82	23.2	65	1



1998 FINAL PRESEASON DEFENSIVE STATISTICS

based on unofficial press box statistics

PLAYER	S	A	TT	S-Yos.	I-Yos.	PD	FF	FR
1. Burns	17	3	20	0-0	0-0	0	0	0
2. Brown, E.	15	1	16	0-0	0-0	0	0	1
Wayne	11	5	16	1-10	0-0	1	0	0
4. Mobley	13	2	15	0-0	0-0	0	0	0
5. Johnson	12	2	14	1-3	2-43	4	2	0
6. Cadrez	9	2	11	1-3	0-0	0	0	0
7. Paul	10	0	10	0-0	0-0	2	0	0
8. Pryce	5	3	8	0-0	0-0	0	0	0
9. Traylor	7	0	7	1-9	0-0	0	0	0
Coghil	6	1	7	0-0	0-0	0	0	0
Washington	6	1	7	1-11	0-0	0	1	0
12. Hasselbach	5	1	6	1-10	0-0	0	0	0
Veland	5	1	6	0-0	0-0	0	0	0
Brown, C.	4	2	6	1-5	0-0	1	0	0
Manuel	3	3	6	0-0	0-0	1	0	0
16. Gordon	4	1	5	0-0	0-0	1	0	0
Tanuvasa	4	1	5	1-7	0-0	0	0	0
18. Atwater	4	0	4	0-0	0-0	1	0	1
Braxton	4	0	4	0-0	0-0	1	0	1
James	4	0	4	0-0	0-0	2	0	0
Butler	3	1	4	0-0	0-0	0	0	0
Crockett	3	1	4	0-0	0-0	1	0	0
23. Romanowski	3	0	3	0-0	0-0	0	0	0
Lodish	2	1	3	0-0	0-0	3	0	0
25. Jones, E.	2	0	2	1-7	0-0	0	0	1
26. Hilliard	1	0	1	0-0	0-0	0	0	0
Richie	1	0	1	0-0	0-0	0	0	0
Russ	1	0	1	0-0	0-0	0	0	0
Smith, N.	1	0	1	0-0	0-0	0	1	0
TEAM	165	32	197	9-65	2-43	18	5	3

SPECIAL TEAMS TACKLES: Coghill 4, Burns 3, Veland 2, Wayne 2, Armour, E. Brown, Cadrez, Carswell, Chamberlain, Hilliard, Johnson, Kaiser, Loville, Lynn, Manuel, Paul, D. Smith, Wilson. **SPECIAL TEAMS FUMBLE RECOVERIES:** Johnson. **MISCELLANEOUS TACKLES:** Howard. **MISCELLANEOUS FUMBLE RECOVERIES:** Neil.

DENVER'S REGULAR SEASON RECORD WAS...

11-1	when leading after first quarter	3-0	when Denver passes for 300 yards
12-1	when leading after second quarter	2-1	when opponent passes for 300 yards
13-0	when leading after third quarter	1-0	when playing in domes
3-0	when trailing after first quarter	13-2	when playing outdoors
1-1	when trailing after second quarter	2-1	when playing on artificial turf
1-2	when trailing after third quarter	12-1	when playing on natural grass
10-2	when Denver scores first	10-1	when winning the coin toss
4-0	when opponent scores first	4-1	when losing the coin toss
1-0	when tied at the half	14-1	when scoring 20 or more points
11-1	when Denver rushes for 100 yards	6-2	when yielding 20 or more points
3-1	when opponent rushes for 100 yards	0-0	in overtime games
7-1	when winning turnover margin	2-0	when losing turnover margin

DENVER'S POSTSEASON RECORD WAS...

2-0	when leading after first quarter	1-0	when Denver passes for 300 yards
2-0	when leading after second quarter	1-0	when opponent passes for 300 yards
3-0	when leading after third quarter	0-0	when playing in domes
0-0	when trailing after first quarter	3-0	when playing outdoors
1-0	when trailing after second quarter	0-0	when playing on artificial turf
0-0	when trailing after third quarter	3-0	when playing on natural grass
2-0	when Denver scores first	0-0	when winning the coin toss
1-0	when opponent scores first	3-0	when losing the coin toss
0-0	when tied at the half	3-0	when scoring 20 or more points
3-0	when Denver rushes for 100 yards	0-0	when yielding 20 or more points
1-0	when opponent rushes for 100 yards	0-0	in overtime games
3-0	when winning turnover margin	0-0	when losing turnover margin

Opponent	GIVEAWAYS			TAKEAWAYS			Differential	Result
	FmbL	Int.	Total	FmbL	Int.	Total		
NEW ENGLAND	0	0	0	0	0	0	—	W
DALLAS	0	0	0	0	0	0	—	W
@Oakland	1	1	2	0	3	3	+1	W
@Washington	0	0	0	1	2	3	+3	W
PHILADELPHIA	0	2	2	1	1	2	—	W
@Seattle	0	2	2	0	1	1	-1	W
JACKSONVILLE	0	0	0	1	0	1	+1	W
@ Cincinnati	0	1	1	1	0	1	—	W
SAN DIEGO	0	1	1	2	1	3	+2	W
@ Kansas City	0	0	0	0	1	1	+1	W
OAKLAND	1	0	1	0	3	3	+2	W
@ San Diego	1	3	4	1	5	6	+1	W
KANSAS CITY	2	1	3	1	0	1	-2	W
@ New York Giants	0	1	1	2	0	2	-1	L
@ Miami	0	2	2	1	1	2	—	L
SEATTLE	1	0	1	0	1	1	—	W
REG. SEASON TOTALS	6	14	20	11	19	30	+10	14-2
MIAMI†	0	0	0	1	2	3	+3	W
NEW YORK JETS§	0	0	0	4	2	6	+6	W
@ Atlanta¶	0	1	1	1	3	4	+3	W
POST SEASON TOTALS	0	1	1	6	7	13	+12	3-0

KEY: †—AFC Divisional Playoff Game; ‡—AFC Championship Game; Ω—Super Bowl XXXIII

REGULAR SEASON BLOCKS	FGs	PATs	PUNTS	TOTAL	POSTSEASON BLOCKS	FGs	PATs	PUNTS	TOTAL
By Denver	0	1	1	2	By Denver	0	0	0	0
By Opponents	1	0	1	2	By Opponents	0	0	1	1



1998 INDIVIDUAL SINGLE-GAME HIGHS

BRONCOS

		Regular Season	Postseason
YARDS RUSHING	208	Terrell Davis at Seattle, Oct. 11	199 Terrell Davis vs. Miami, Jan. 9
RUSHING ATTEMPTS	31	Terrell Davis vs. Jacksonville, Oct. 25	31 Terrell Davis vs. Oakland, Nov. 22
RUSHING TOUCHDOWNS	3	Terrell Davis vs. Dallas, Sept. 13	2 Terrell Davis vs. Miami, Jan. 9
		3 Terrell Davis vs. Jacksonville, Oct. 25	
		3 Terrell Davis vs. Kansas City, Dec. 6	
YARDS PASSING (GROSS)	400	John Elway vs. Kansas City, Dec. 6	336 John Elway vs. Atlanta, Jan. 31
PASS ATTEMPTS	36	John Elway vs. Seattle, Dec. 27	34 John Elway vs. N.Y. Jets, Jan. 17
		36 John Elway at N.Y. Giants, Dec. 13	
		36 John Elway at Miami, Dec. 21	
PASS COMPLETIONS	26	John Elway vs. Seattle, Dec. 27	18 John Elway vs. Atlanta, Jan. 31
TOUCHDOWN PASSES	4	John Elway vs. Philadelphia, Oct. 4	1 John Elway vs. Miami, Jan. 9
		4 John Elway at San Diego, Nov. 29	1 John Elway vs. N.Y. Jets, Jan. 17
		4 John Elway vs. Seattle, Dec. 27	1 John Elway vs. Atlanta, Jan. 31
PASSES HAD INTERCEPTED	3	John Elway at San Diego, Nov. 29	0 John Elway three times
RECEPTIONS	9	Ed McCaffrey vs. San Diego, Nov. 8	5 Shannon Sharpe vs. Miami, Jan. 9
		9 Rod Smith vs. Seattle, Dec. 27	5 Ed McCaffrey vs. Atlanta, Jan. 31
			5 Rod Smith vs. Atlanta, Jan. 31
RECEIVING YARDS	165	Rod Smith vs. Kansas City, Dec. 6	152 Rod Smith vs. Atlanta, Jan. 31
RECEIVING TOUCHDOWNS	2	five times, last by S. Sharpe vs. Sea., Dec. 27	1 Rod Smith vs. Miami, Jan. 9
			1 Howard Griffith vs. N.Y. Jets, Jan. 17
			1 Rod Smith vs. Atlanta, Jan. 31
TOTAL YDS. FROM SCRIMMAGE	212	Terrell Davis vs. Jacksonville, Oct. 25	206 Terrell Davis vs. Miami, Jan. 9
FIELD GOALS	3	Jason Elam vs. Jacksonville, Oct. 25	3 Jason Elam vs. N.Y. Jets, Jan. 17
		3 Jason Elam at Kansas City, Nov. 16	
		3 Jason Elam at N.Y. Giants, Dec. 13	
TACKLES	12	Bill Romanowski vs. Dallas, Sept. 13	11 Bill Romanowski vs. N.Y. Jets, Jan. 17
		12 John Mobley vs. San Diego, Nov. 8	
		12 Glenn Cadrez at Kansas City, Nov. 16	
		12 John Mobley vs. Oakland, Nov. 22	
INTERCEPTIONS	2	Ray Crockett at Oakland, Sept. 20	2 Darrien Gordon vs. N.Y. Jets, Jan. 17
		2 Darrien Gordon at San Diego, Nov. 29	2 Darrien Gordon vs. Atlanta, Jan. 31
SACKS	2	Bill Romanowski vs. New England, Sept. 7	1 Marvin Washington vs. Miami, Jan. 9
		2 Maa Tanuvasa at Kansas City, Nov. 16	1 John Mobley vs. Atlanta, Jan. 31
			1 Bill Romanowski vs. Atlanta, Jan. 31
LONGEST RUN FROM SCRIM.	70	Terrell Davis at Seattle, Oct. 11	62 Terrell Davis vs. Miami, Jan. 9
LONGEST PASS COMPLETION	58	John Elway to Rod Smith vs. K.C., Dec. 6	801 John Elway to Rod Smith vs. Atlanta, Jan. 31
LONGEST INT. RETURN	801	Ray Crockett at Oakland, Sept. 20	58 Darrien Gordon vs. Atlanta, Jan. 31
LONGEST PUNT RETURN	44	Darrien Gordon vs. Oakland, Nov. 22	31 Vinny Testaverde vs. N.Y. Jets, Jan. 17
LONGEST KICKOFF RETURN	951	Vaughn Hebron at Miami, Dec. 21	28 Vaughn Hebron vs. N.Y. Jets, Jan. 17
LONGEST PUNT	76	Tom Rouen at Oakland, Sept. 20	59 Tom Rouen vs. N.Y. Jets, Jan. 17
LONGEST FIELD GOAL	63	Jason Elam vs. Jacksonville, Oct. 25	48 Jason Elam vs. N.Y. Jets, Jan. 17
OPPONENTS			
		Regular Season	Postseason
YARDS RUSHING	112	Gary Brown at N.Y. Giants, Dec. 13	96 Jamal Anderson vs. Atlanta, Jan. 31
RUSHING ATTEMPTS	35	Corey Dillon at Cincinnati, Nov. 1	18 Jamal Anderson vs. Atlanta, Jan. 31
RUSHING TOUCHDOWNS	2	Charlie Garner vs. Philadelphia, Oct. 4	1 Curtis Martin vs. N.Y. Jets, Jan. 17
YARDS PASSING (GROSS)	355	Dan Marino at Miami, Dec. 21	356 Vinny Testaverde vs. N.Y. Jets, Jan. 17
PASS ATTEMPTS	53	Craig Whelihan at San Diego, Nov. 29	52 Vinny Testaverde vs. N.Y. Jets, Jan. 17
PASS COMPLETIONS	30	Craig Whelihan at San Diego, Nov. 29	31 Vinny Testaverde vs. N.Y. Jets, Jan. 17
TOUCHDOWN PASSES	4	Dan Marino at Miami, Dec. 21	1 Chris Chandler vs. Atlanta, Jan. 31
PASSES HAD INTERCEPTED	5	Craig Whelihan at San Diego, Nov. 29	3 Chris Chandler vs. Atlanta, Jan. 31
RECEPTIONS	11	Terrell Fletcher at San Diego, Nov. 29	9 O.J. McDuffie vs. Miami, Jan. 9
RECEIVING YARDS	136	Lamar Thomas at Miami, Dec. 21	121 Wayne Chrebet vs. N.Y. Jets, Jan. 17
RECEIVING TOUCHDOWNS	3	Lamar Thomas at Miami, Dec. 21	1 Terance Mathis vs. Atlanta, Jan. 31
TOTAL YDS. FROM SCRIM.	136	Lamar Thomas at Miami, Dec. 21	121 Wayne Chrebet vs. N.Y. Jets, Jan. 17
FIELD GOALS	3	Richie Cunningham vs. Dallas, Sept. 13	2 Morten Andersen vs. Atlanta, Jan. 31
TACKLES	15	Marcus Patton at Washington, Sept. 27	1 Brock Marion vs. Miami, Jan. 9
INTERCEPTIONS	2	Charles Dimry at San Diego, Nov. 29	12 Ronnie Bradford vs. Atlanta, Jan. 31
SACKS	2	Lance Johnstone at Oakland, Sept. 20	2 Chad Cascadden vs. N.Y. Jets, Jan. 17
LONGEST RUN FROM SCRIM.	45	Gary Brown at N.Y. Giants, Dec. 13	15 Jamal Anderson vs. Atlanta, Jan. 31
LONGEST PASS COMPLETION	751	T. Green to M. Westbrook at Wash., Sept. 27	30 C. Chandler to T. Mathis vs. Atlanta, Jan. 31
LONGEST INT. RETURN	941	Eric Turner at Oakland, Sept. 20	1 Ronnie Bradford vs. Atlanta, Jan. 31
LONGEST PUNT RETURN	39	Tony Gaiter at San Diego, Nov. 29	3 Dave Meggett vs. N.Y. Jets, Jan. 17
LONGEST KICKOFF RETURN	91	Reggie Barlow vs. Jacksonville, Oct. 25	941 Tim Dwight vs. Atlanta, Jan. 31
LONGEST PUNT	69	Matt Turk at Washington, Sept. 27	5 Klaus Wilmsmeyer vs. Miami, Jan. 9
LONGEST FIELD GOAL	54	Richie Cunningham vs. Dallas, Sept. 13	32 John Hall vs. N.Y. Jets, Jan. 17
			32 Morten Andersen vs. Atlanta, Jan. 31

1998 TEAM SINGLE-GAME HIGHS

BRONCOS

	High	Low
TOTAL FIRST DOWNS	31 vs. Seattle, Dec. 27	14 at Miami, Dec. 21
Postseason	24 vs. Miami, Jan. 9	14 vs. N.Y. Jets, Jan. 17
TOTAL NET YARDS	511 vs. Seattle, Dec. 27	219 at Miami, Dec. 21
Postseason	457 vs. Atlanta, Jan. 31	331 vs. N.Y. Jets, Jan. 17
TOTAL OFFENSIVE PLAYS	78 vs. Seattle, Dec. 27	57 at Cincinnati, Nov. 1
Postseason	75 vs. N.Y. Jets, Jan. 17	62 vs. Miami, Jan. 9
NET YARDS RUSHING	231 vs. Philadelphia, Oct. 4	72 vs. San Diego, Nov. 8
Postseason	250 vs. Miami, Jan. 9	121 vs. Atlanta, Jan. 31
RUSHING ATTEMPTS	41 vs. Oakland, Nov. 22	23 at Miami, Dec. 21
Postseason	38 vs. Miami, Jan. 9; vs. N.Y. Jets, Jan. 17	36 vs. Atlanta, Jan. 31
NET YARDS PASSING	383 vs. KC, Dec. 6	159 at N.Y. Jets, Dec. 13
Postseason	336 vs. Atlanta, Jan. 31	153 vs. N.Y. Jets, Jan. 17
PASS ATTEMPTS	40 at Miami, Dec. 21	23 vs. Dallas, Sept. 13
Postseason	34 vs. N.Y. Jets, Jan. 17	23 vs. Miami, Jan. 9
PASS COMPLETIONS	26 vs. Seattle, Dec. 27	13 at Seattle, Oct. 11; at Kansas City, Nov. 16
Postseason	18 vs. Atlanta, Jan. 31	13 vs. N.Y. Jets, Jan. 17
PASSES HAD INTERCEPTED	3 at San Diego, Nov. 29	0 five times; last vs. Seattle, Dec. 27
Postseason	1 vs. Atlanta, Jan. 31	0 vs. Miami, Jan. 9; vs. N.Y. Jets, Jan. 17
TIMES SACKED	3 three times; last at N.Y. Jets, Dec. 13	0 three times; last vs. Jax., Oct. 25
Postseason	3 vs. N.Y. Jets, Jan. 17	0 vs. Atlanta, Jan. 31
PENALTIES	10 at Oakland, Sept. 20; vs. S.D., Nov. 8	4 vs. Dallas, Sept. 13
Postseason	6 vs. N.Y. Jets, Jan. 17	4 vs. Atlanta, Jan. 31
YARDS PENALIZED	106 at Cincinnati, Nov. 1	25 vs. Dallas, Sept. 13
Postseason	61 vs. Atlanta, Jan. 31	41 vs. Miami, Jan. 9
FUMBLES	2 six times; last vs. Seattle, Dec. 27	0 five times; last at Kansas City, Nov. 16
Postseason	0 three times	0 nine times; last at Miami, Dec. 21
FUMBLES LOST	2 vs. KC, Dec. 6	0 four times; last at N.Y. Jets, Dec. 13
Postseason	0 three times	2 vs. Miami, Jan. 9; vs. N.Y. Jets, Jan. 17
INTERCEPTIONS MADE	5 at San Diego, Nov. 29	1 three times; last at N.Y. Jets, Dec. 13
Postseason	3 vs. Atlanta, Jan. 31	0 vs. N.Y. Jets, Jan. 17
SACKS MADE	7 vs. Jax., Oct. 25	0 three times; last at Seattle, Oct. 11
Postseason	2 vs. Atlanta, Jan. 31	1 vs. Miami, Jan. 9; vs. Atlanta, Jan. 31
FUMBLES FORCED	3 at San Diego, Nov. 29	0 five times; last vs. Oakland, Nov. 22
Postseason	4 vs. N.Y. Jets, Jan. 17	1 vs. Miami, Jan. 9; vs. Atlanta, Jan. 31
FUMBLES RECOVERED	2 vs. San Diego, Nov. 8; at NYG, Dec. 13	27:34 at Cincinnati, Nov. 1
Postseason	4 vs. N.Y. Jets, Jan. 17	31:23 vs. Atlanta, Jan. 31
TIME OF POSSESSION	37:52 s. Seattle, Dec. 27	
Postseason	33:00 vs. N.Y. Jets, Jan. 17	

OPPONENTS

	High	Low
TOTAL FIRST DOWNS	25 at Cincinnati, Nov. 1	12 vs. Philadelphia, Oct. 4
Postseason	21 vs. Atlanta, Jan. 31	14 vs. Miami, Jan. 9
TOTAL NET YARDS	392 at N.Y. Jets, Dec. 13	157 vs. Philadelphia, Oct. 4
Postseason	370 vs. N.Y. Jets, Jan. 17	252 vs. Miami, Jan. 9
TOTAL OFFENSIVE PLAYS	78 at Cincinnati, Nov. 1	53 at Oakland, Sept. 20
Postseason	65 vs. N.Y. Jets, Jan. 17	51 vs. Miami, Jan. 9
NET YARDS RUSHING	169 vs. Dallas, Sept. 13	24 vs. Seattle, Dec. 27
Postseason	131 vs. Atlanta, Jan. 31	14 vs. Miami, Jan. 9; vs. N.Y. Jets, Jan. 17
RUSHING ATTEMPTS	39 at Cincinnati, Nov. 1	13 vs. Seattle, Dec. 27
Postseason	23 vs. Atlanta, Jan. 31	13 vs. Miami, Jan. 9; vs. N.Y. Jets, Jan. 17
NET YARDS PASSING	355 at Miami, Dec. 21	100 vs. Philadelphia, Oct. 4
Postseason	356 vs. N.Y. Jets, Jan. 17	206 vs. Atlanta, Jan. 31
PASS ATTEMPTS	53 at San Diego, Nov. 29	31 vs. Dallas, Sept. 13; at Wash., Sept. 27
Postseason	52 vs. N.Y. Jets, Jan. 17	35 vs. Atlanta, Jan. 31
PASS COMPLETIONS	30 at San Diego, Nov. 29	14 vs. Philadelphia, Oct. 4
Postseason	31 vs. N.Y. Jets, Jan. 17	19 vs. Atlanta, Jan. 31
PASSES HAD INTERCEPTED	5 at San Diego, Nov. 29	0 five times; last at N.Y. Jets, Dec. 13
Postseason	3 vs. Atlanta, Jan. 31	2 vs. Miami, Jan. 9; vs. N.Y. Jets, Jan. 17
TIMES SACKED	7 vs. Jax., Oct. 25	0 at Miami, Dec. 21
Postseason	2 vs. Atlanta, Jan. 31	0 vs. N.Y. Jets, Jan. 17
PENALTIES	13 at Kansas City, Nov. 16	0 at Miami, Dec. 21
Postseason	10 vs. Miami, Jan. 9	0 vs. Atlanta, Jan. 31
YARDS PENALIZED	137 at Kansas City, Nov. 16	0 at Miami, Dec. 21
Postseason	57 vs. Miami, Jan. 9	0 vs. Atlanta, Jan. 31
FUMBLES	5 at Kansas City, Nov. 16	0 three times; last vs. Oakland, Nov. 22
Postseason	4 vs. N.Y. Jets, Jan. 17	1 vs. Miami, Jan. 9; vs. Atlanta, Jan. 31
FUMBLES LOST	2 vs. S.D., Nov. 8; at N.Y. Giants, Dec. 13	0 six times; last vs. Seattle, Dec. 27
Postseason	4 vs. N.Y. Jets, Jan. 17	1 vs. Miami, Jan. 9; vs. Atlanta, Jan. 31
INTERCEPTIONS MADE	3 at San Diego, Nov. 29	0 four times; last vs. Oakland, Nov. 22
Postseason	1 vs. Atlanta, Jan. 31	0 vs. Miami, Jan. 9; vs. N.Y. Jets, Jan. 17
SACKS MADE	3 three times; last at N.Y. Giants, Dec. 13	0 at Wash., Sept. 27
Postseason	1 vs. Miami, Jan. 9	0 vs. N.Y. Jets, Jan. 17; vs. Atlanta, Jan. 31
FUMBLES FORCED	2 four times; last vs. Seattle, Dec. 27	0 four times; last at Kansas City, Nov. 16
Postseason	0 three times	0
FUMBLES RECOVERED	2 vs. KC, Dec. 6	0 10 times; last at Miami, Dec. 21
Postseason	0 three times	
TIME OF POSSESSION	32:26 at Cincinnati, Nov. 1	22:08 vs. Seattle, Dec. 27
Postseason	28:37 vs. Atlanta, Jan. 31	27:00 vs. N.Y. Jets 1/17

LONGEST SCORING DRIVES OF 1998

	Regular Season	Postseason
Most Plays: Broncos:	18 (at N.Y. Giants, Dec. 13, FG, 77 yards, 7:00)	14 (vs. Miami, Jan. 9, TD, 92 yards, 7:56)
Opponent:	15 (vs. Dallas, Sept. 13, FG, 69 yards, 8:01)	16 (vs. Atlanta, Jan. 31, TD, 76 yards, 5:04)
Most Yards: Broncos:	95 (at San Diego, Nov. 29, TD, 14 plays, 8:20)	92 (vs. Miami, Jan. 9, TD, 14 plays, 7:56)
Opponent:	92 (vs. San Diego, Nov. 8, TD, 14 plays, 7:46)	76 (vs. Miami, Jan. 9, FG, 11 plays, 5:55)
		76 (vs. Atlanta, Jan. 31, TD, 16 plays, 5:04)
Most Time: Broncos:	8:20 (at San Diego, Nov. 29, TD, 14 plays, 95 yards)	7:56 (vs. Miami, Jan. 9, TD, 14 plays, 92 yards)
Opponent:	8:01 (vs. Dallas, Sept. 13, FG, 15 plays, 69 yards)	5:55 (vs. Miami, Jan. 9, FG, 11 plays, 76 yards)

SHORTEST SCORING DRIVES OF 1998

	Regular Season	Postseason
Fewest Plays: Broncos:	1 (5 times; last vs. Oak., Nov. 22, TD, 3 yds., 0:03)	1 (vs. Atlanta, Jan. 31, TD, 80 yards, 0:13)
Opponent:	1 (3 times; last vs. K.C., Dec. 6, TD, 26 yds., 0:06)	16 (vs. Atlanta, Jan. 31, TD, 76 yards, 5:04)
Fewest Yards: Broncos:	3 (vs. Oakland, Nov. 22, TD, 1 play, 0:06)	5 (vs. N.Y. Jets, Jan. 17, FG, 4 plays, 1:46)
Opponent:	4 (vs. Jacksonville, Oct. 25, TD, 1 play, 0:23)	1 (vs. N.Y. Jets, Jan. 17, TD, 1 play, 0:04)
Least Time: Broncos:	0:04 (vs. Philadelphia, Oct. 4, TD, 1 play, 12 yards)	0:13 (vs. Atlanta, Jan. 31, TD, 1 play, 80 yards)
Opponent:	0:06 (vs. Kansas City, Dec. 6, TD, 1 play, 26 yards)	0:04 (vs. N.Y. Jets, Jan. 17, TD, 1 play, 1 yard)

1998 SACK CHART

REGULAR SEASON

Tanuvava—8.5 sacks: vs. New England (9/7) 1-9 yds.; at Oakland (9/20) 1-7 yds.; at Seattle (10/11) 1-5 yds.; vs. San Diego (11/8) 1-3 yds.; at Kansas City (11/16) 2-20 yds.; vs. Oakland (11/22) 1-7 yds.; vs. Kansas City (12/6) 1-7 yds.; vs. N.Y. Giants (12/13) 5-5.5 yds.

Pryce—8.5 sacks: at Oakland (9/20) 1-7 yds.; vs. Philadelphia (10/4) 1-4 yds.; at Seattle (10/11) 1-7 yds.; vs. Jacksonville (10/25) 2-17 yds.; at Kansas City (11/16) 1-10 yds.; vs. Oakland (11/22) 1-2 yds.; vs. NY Giants (12/13) 5-5.5 yds.; vs. Seattle (12/27) 1-4 yds.

Romanowski—7.5 sacks: vs. New England (9/7) 2-22 yds.; at Oakland (9/20) 1-11 yds.; at Washington (9/27) 1-2 yds.; vs. Jacksonville (10/25) 1.5-11.5 yds.; vs. Oakland (11/22) 1-8 yds.; vs. Kansas City (12/6) 1-2 yds.

Cadrez—4.0 sacks: at Washington (9/27); 1-8 yds.; vs. Philadelphia (10/4) 1-2 yds.; vs. Jacksonville (10/25) 1-8 yds.; 1-3 yds. at San Diego (11/29)

N. Smith—4.0 sacks: at Washington (9/27) 1-7 yds.; vs. Philadelphia (10/4) 1-7 yds.; vs. Jacksonville (10/25) 1-20 yds.; vs. Kansas City (12/6) 1-4 yds.

Hasselbach—3.0 sacks: vs. Philadelphia (10/4) 1-5 yds.; at Seattle (10/11) 1-9 yds.; vs. Jacksonville (10/25) 1-12 yds.

Williams—3.0 sacks: at Cincinnati (10/4) 1-8 yds.; vs. Kansas City (12/6) 1-5 yds.; vs. Seattle (12/27) 1-11 yds.

Lodish—2.0 sacks: vs. Philadelphia (10/4) 1-7 yds.; at Cincinnati (11/1) 1-4 yds.

Traylor—2.0 sacks: vs. Philadelphia (10/4) 1-7 yds.; at Kansas City (11/16) 1-1 yd.

Washington—2.0 sacks: vs. Dallas (9/13) 1-6 yds.; vs. Oakland (11/22) 1-8 yds.

Johnson—1.0 sack: vs. Seattle (12/27) 1-11 yds.

Mobley—1.0 sack: at Oakland (9/20) 1-7 yds.

Crockett—1.0 sack: vs. Jacksonville (10/25) 1-5.5 yds.

POSTSEASON

Washington—1.0 sack: vs. Miami (1/9) 1-5 yds.

Romanowski—1.0 sack: vs. Atlanta (1/31) 1-7 yds.

Mobley—1.0 sack: vs. Atlanta (1/31) 1-6 yds.

1998 INTERCEPTION CHART

REGULAR SEASON

Gordon—4 INTs: at Washington (9/27) 1-55 yds., TD; vs. San Diego (11/8) 1-36 yds.; at San Diego (11/29) 2-34 yds.

Crockett—3 INTs: at Oakland (9/20) 2-105 yds., TD; vs. Oakland (11/22) 1-0 yds.

Cadrez—2 INTs: at Seattle (10/4) 1-6 yds.; vs. Seattle (12/27) 1-5 yds.

Johnson—2 INTs: vs. Philadelphia (10/4) 1-45 yds.; at San Diego (11/29) 1-34 yds.

Romanowski—2 INTs: at Oakland (9/20) 1-18 yds.; at Kansas City (11/16) 1-4 yds.

Pryce—1 INT: at Washington (9/27) 1-1 yd.

Braxton—1 INT: vs. Oakland (11/22) 1-72 yds.

N. Smith—1 INT: vs. Oakland (11/22) 1-2 yds.

Coghill—1 INT: at San Diego (11/29) 1-20 yds.

Mobley—1 INT: at San Diego (11/29) 1 for -2 yds.

Atwater—1 INT — at Miami (12/21) 1-4 yds.

POSTSEASON

Gordon: 4 INTs: vs. NY Jets (1/17) 2-48 yds.; vs. Atlanta (1/31) 2-108 yds.

Johnson—2 INTs: vs. Miami (1/9) 1-48 yds.; vs. Atlanta (1/31) 1-28 yds.

Romanowski—1 INT: vs. Miami (1/9) 1-0 yds.



1998 OFFENSIVE GAME-BY-GAME STATISTICS

	New England	Dallas	at Oakland	at Washington	Philadelphia	at Seattle	Jacksonville	at Cincinnati	San Diego	at Kansas City	Oakland	at San Diego	Kansas City	at N.Y. Giants	at Miami	Seattle
First Downs																
Total	20	18	25	18	22	17	24	20	19	26	28	18	23	21	14	31
Rushing	4	8	8	9	12	8	10	8	4	12	13	4	8	10	5	12
Passing	14	12	12	8	10	9	12	10	13	7	13	14	14	11	9	18
Penalty	2	1	5	1	0	0	2	2	2	7	2	0	1	0	0	1
Third-Down Efficiency																
Attempts	17	10	14	15	15	12	14	10	14	8	10	11	13	14	16	14
Converted	9	6	6	9	7	3	6	5	5	1	3	4	7	6	5	8
Efficiency	53%	60%	43%	60%	47%	25%	43%	50%	36%	13%	30%	36%	54%	43%	31%	57%
Fourth-Down Efficiency																
Attempts	0	1	0	0	0	0	0	0	0	0	1	0	0	2	1	2
Converted	0	0	0	0	0	0	0	0	0	0	1	0	1	2	0	1
Efficiency	0%	0%	0%	0%	0%	0%	0%	0%	0%	0%	100%	0%	0%	100%	0%	50%
Total Offense																
Net Yards	339	515	338	365	423	373	465	352	289	379	397	322	476	329	219	511
Plays	65	54	65	59	73	64	71	57	63	59	68	65	63	72	65	78
Avg./play	5.2	9.5	5.2	6.2	5.8	5.8	6.5	6.2	4.6	6.4	5.8	5.0	7.6	4.6	3.4	6.6
Rushing																
Net Yards	91	209	145	185	231	202	170	150	72	205	196	96	93	170	58	195
Attempts	30	31	36	35	39	34	36	29	24	35	41	30	29	33	23	40
Avg./rush	3.0	6.7	4.0	5.3	5.9	5.9	4.7	5.2	3.0	5.9	4.8	3.2	3.2	5.2	2.5	4.9
Passing																
Net Yards	248	306	193	180	192	171	295	202	217	174	201	226	383	159	161	316
Sacks	1	0	2	0	2	3	0	2	3	1	1	1	2	3	2	2
Yds. Lost	9	0	18	0	13	14	0	11	24	6	10	13	17	21	6	22
Gross Yds.	257	306	211	180	205	185	295	213	241	180	211	239	400	180	167	338
Attempts	34	23	27	24	32	27	35	26	36	23	26	34	32	36	40	36
Compl.	22	17	16	16	17	13	21	15	21	13	18	19	22	19	15	26
Pct.	64.7%	73.9%	59.3%	66.7%	53.1%	48.1%	60.0%	57.7%	58.3%	56.5%	69.2%	55.9%	68.8%	52.8%	37.5%	72.2%
Int.	0	0	1	0	2	2	0	1	1	0	3	1	1	1	2	0
Penalties																
Number	5	4	10	7	6	9	8	9	7	9	9	8	6	5	8	8
Yds. Lost	30	25	91	50	89	54	106	65	99	44	70	86	33	51	75	75
Punts																
No.	4	2	5	5	6	7	3	3	5	4	3	5	3	3	7	2
Yards	182	95	272	249	320	125	140	232	162	131	235	138	154	329	99	99
Avg.	45.5	47.5	54.4	49.8	39.0	45.7	41.7	46.7	46.4	40.5	43.7	46.0	51.3	47.0	49.5	49.5
Net Avg.	43.5	37.5	42.0	38.0	32.2	41.0	35.7	38.3	36.6	36.3	40.3	32.6	28.7	42.7	38.9	33.5
Punt Returns																
No.	3	2	2	1	5	5	1	1	4	1	2	4	3	0	2	2
Yards	53	19	-6	13	54	88	10	9	22	0	44	32	33	0	16	12
Avg.	17.7	9.5	-3.0	13.0	10.8	17.6	10.0	9.0	5.5	0.0	22.0	8.0	11.0	0.0	8.0	6.0
Kickoff Returns																
No.	3	2	3	2	3	4	5	6	1	2	3	3	6	5	6	3
Yards	52	56	62	66	48	88	120	161	15	45	59	113	147	88	198	66
Avg.	17.3	28.0	20.7	33.0	16.0	22.0	24.0	26.8	15.0	22.5	19.7	37.7	24.5	17.6	33.0	22.0
Miscellaneous Returns																
No.	0	0	0	0	0	0	0	0	0	0	0	0	0	0	0	0
Yards	0	0	0	0	0	0	0	0	0	0	0	0	0	0	0	0
Avg.	0.0	0.0	0.0	0.0	0.0	0.0	0.0	0.0	0.0	0.0	0.0	0.0	0.0	0.0	0.0	0.0
Interception Returns																
No.	0	0	3	2	1	1	0	0	1	0	3	5	0	0	1	1
Yards	0	0	123	58	45	6	0	0	36	0	74	86	0	0	4	5
Avg.	0.0	0.0	41.0	28.0	45.0	6.0	0.0	0.0	36.0	0.0	24.7	17.2	0.0	0.0	4.0	5.0
Fumbles																
No.	0	0	2	0	1	2	0	1	2	0	1	1	2	1	2	2
Lost	0	0	1	0	0	0	0	0	0	0	1	1	2	0	0	1
Scoring																
Total TDs	3	6	4	5	6	3	4	4	3	3	5	4	5	1	2	4
Rush	2	4	0	2	2	1	3	2	1	3	2	0	3	1	0	0
Pass	1	2	3	2	4	2	1	2	2	0	3	4	2	0	0	4
Returns	0	0	1	1	0	0	0	0	0	0	0	0	0	0	1	0
Fumbles	0	0	0	0	0	0	0	0	0	0	0	0	0	0	1	0
PATs/Kicked	3/3	6/6	4/4	5/5	5/6	3/3	4/4	3/3	3/3	3/3	4/4	4/4	5/5	1/1	1/1	4/4
PATs/Rushed	0/0	0/0	0/0	0/0	0/0	0/0	0/0	0/1	0/0	0/0	0/0	0/0	0/0	0/0	0/0	0/0
PATs/Passed	0/0	0/0	0/0	0/0	0/0	0/0	0/0	0/0	0/0	0/0	0/1	0/0	0/0	0/0	1/1	0/0
FGs	2/2	0/0	2/2	1/1	0/0	0/0	3/3	2/2	2/2	3/3	2/2	1/1	0/1	3/3	2/3	0/2
Safety	0	0	0	0	0	0	0	0	0	0	0	0	0	0	0	0
Total Points	27	42	34	38	41	21	37	33	27	30	40	31	35	16	21	28
Time of Poss.	33:13	27:47	34:33	32:11	35:44	30:33	33:47	27:34	32:39	28:39	36:04	30:01	30:29	34:27	28:21	37:52



1998 DEFENSIVE GAME-BY-GAME STATISTICS

	New England	Dallas	at Oakland	at Washington	Philadelphia	at Seattle	Jacksonville	at Cincinnati	San Diego	at Kansas City	Oakland	at San Diego	Kansas City	at N.Y. Giants	at Miami	Seattle
First Downs																
Total	17	18	13	18	12	16	24	25	13	15	15	21	20	18	19	19
Rushing	7	10	4	9	5	4	5	8	4	1	2	4	6	5	1	5
Passing	10	8	8	9	6	10	18	12	7	13	13	15	12	13	17	12
Penalty	0	0	1	0	1	2	1	5	2	1	0	2	2	0	1	2
Third-Down Efficiency																
Attempts	15	15	11	11	15	17	14	20	15	14	13	13	13	15	14	10
Converted	7	7	4	5	3	6	5	12	5	6	4	6	3	9	4	2
Efficiency	47%	47%	36%	45%	20%	35%	36%	60%	33%	43%	31%	46%	23%	60%	29%	20%
Fourth-Down Efficiency																
Attempts	1	3	1	0	2	0	2	2	1	2	0	0	4	0	0	1
Converted	1	2	0	0	1	0	1	1	0	0	0	0	3	0	0	1
Efficiency	100%	67%	0%	0%	50%	0%	50%	50%	0%	0%	0%	0%	75%	0%	0%	100%
Total Offense																
Net Yards	339	370	258	387	157	319	348	372	213	221	294	367	266	392	391	241
Plays	59	62	53	59	58	67	69	78	60	62	58	71	64	59	66	54
Avg./play	5.7	6.0	4.9	6.6	2.7	4.8	5.0	4.8	3.6	3.6	5.1	5.2	4.2	6.6	5.9	4.5
Rushing																
Net Yards	81	169	94	152	57	77	66	127	77	31	49	65	44	138	36	24
Attempts	24	30	20	25	19	24	16	39	21	19	19	17	17	25	28	13
Avg./rush	3.4	5.6	4.7	6.1	3.0	3.2	4.1	3.3	3.7	1.6	2.6	3.8	2.6	5.5	1.3	1.8
Passing																
Net Yards	258	201	164	235	100	242	282	245	136	190	245	302	222	254	355	217
Sacks	3	1	4	3	6	3	7	2	1	4	4	1	4	1	0	3
Yds. Lost	31	0	32	17	32	21	71	12	3	34	25	2	18	11	0	26
Gross Yds.	289	201	196	252	132	263	353	257	139	224	270	304	240	285	355	243
Attempts	32	31	29	31	33	40	46	37	38	39	35	53	43	33	38	38
Compl.	20	19	17	19	14	21	28	20	17	26	20	30	27	21	23	23
Pct.	62.5%	61.3%	58.6%	61.3%	42.4%	52.5%	60.9%	54.1%	44.7%	66.7%	57.1%	56.6%	62.8%	63.6%	60.5%	60.5%
Int.	0	0	3	2	1	1	0	0	1	1	3	5	0	0	1	1
Penalties																
Number	7	4	7	8	4	12										

1998 GAME-BY-GAME STARTERS

OFFENSE

GAME	WR	LT	LG	C	RG	RT	TE	WR	QB	RB	FB	OTHER
New England	R. Smith	T. Jones	Schlereth	Nalen	Neil	Swayne	Sharpe	McCaffrey	Elway	Davis	Griffith	
Dallas	R. Smith	T. Jones	Schlereth	Nalen	Neil	Swayne	Sharpe	McCaffrey	Elway	Davis	Griffith	
@Oakland	R. Smith	T. Jones	Schlereth	Nalen	Neil	Swayne	Sharpe	McCaffrey	Elway	Davis	Griffith	
@Washington	R. Smith	T. Jones	Schlereth	Nalen	Neil	Swayne	Sharpe	McCaffrey	Elway	Davis	Griffith	
Philadelphia	R. Smith	T. Jones	Schlereth	Nalen	Neil	Swayne	Sharpe	McCaffrey	Elway	Davis	Griffith	
@Seattle	R. Smith	T. Jones	Schlereth	Nalen	Neil	Swayne	Sharpe	McCaffrey	Elway	Davis	Griffith	
Jacksonville	R. Smith	T. Jones	Schlereth	Nalen	Neil	Swayne	Sharpe	McCaffrey	Elway	Davis	Griffith	Carswell
@Cincinnati	R. Smith	T. Jones	Schlereth	Nalen	Neil	Swayne	Sharpe	McCaffrey	Elway	Davis	Griffith	
San Diego	R. Smith	T. Jones	Schlereth	Nalen	Neil	Swayne	Sharpe	McCaffrey	Elway	Davis	Griffith	
@Kansas City	R. Smith	T. Jones	Schlereth	Nalen	Neil	Swayne	Sharpe	McCaffrey	Elway	Davis	Griffith	
Oakland	R. Smith	T. Jones	Schlereth	Nalen	Neil	Swayne	Sharpe	McCaffrey	Elway	Davis	Griffith	
@San Diego	R. Smith	T. Jones	Schlereth	Nalen	Neil	Swayne	Sharpe	McCaffrey	Elway	Davis	Griffith	
Kansas City	R. Smith	T. Jones	Schlereth	Nalen	Neil	Swayne	Sharpe	McCaffrey	Elway	Davis	Griffith	
@N.Y. Giants	R. Smith	T. Jones	Schlereth	Nalen	Neil	Swayne	Sharpe	McCaffrey	Elway	Davis	Griffith	
@Miami	R. Smith	T. Jones	Schlereth	Nalen	Neil	Swayne	Sharpe	McCaffrey	Elway	Davis	Griffith	
Seattle	R. Smith	T. Jones	Schlereth	Nalen	Neil	Swayne	Sharpe	McCaffrey	Elway	Davis	Griffith	
Divisional Playoff												
Miami	R. Smith	T. Jones	Schlereth	Nalen	Neil	Swayne	Sharpe	McCaffrey	Elway	Davis	Griffith	
AFC Championship												
N.Y. Jets	R. Smith	T. Jones	Schlereth	Nalen	Neil	Swayne	Sharpe	McCaffrey	Elway	Davis	Griffith	
Super Bowl XXXIII												
Atlanta	R. Smith	T. Jones	Schlereth	Nalen	Neil	Swayne	Sharpe	McCaffrey	Elway	Davis	Griffith	

DEFENSE

GAME	LDE	LDT	RD	RDE	WLB	MLB	SLB	LCB	RCB	FS	SS	OTHER
New England	N. Smith	Traylor	Pryce	Tanuvasa	Mobley	Cadrez	Romanowski	Crockett	Gordon	Atwater	Brown	
Dallas	N. Smith	Traylor	Pryce	Tanuvasa	Mobley	Cadrez	Romanowski	Crockett	Gordon	Atwater	Brown	
@Oakland	N. Smith	Lodish	Pryce	Tanuvasa	Mobley	Cadrez	Romanowski	Crockett	Gordon	Atwater	Brown	
@Washington	N. Smith	Traylor	Pryce	Tanuvasa	Mobley	Cadrez	Romanowski	Crockett	Gordon	Atwater	Brown	
Philadelphia	N. Smith	Traylor	Pryce	Tanuvasa	Mobley	Cadrez	Romanowski	Crockett	Gordon	Atwater	Brown	
@Seattle	N. Smith	Hasselbach		Tanuvasa	Joyner	Cadrez	Romanowski	Crockett	Gordon	Atwater	Braxton	Johnson
Jacksonville	N. Smith	Traylor	Pryce	Tanuvasa	Mobley	Cadrez	Romanowski	Crockett	Gordon	Atwater	Brown	
@Cincinnati	N. Smith	Traylor	Pryce	Tanuvasa	Mobley	Cadrez	Romanowski	Crockett	Gordon	Atwater	Brown	
San Diego	N. Smith	Traylor	Pryce	Tanuvasa	Mobley	Cadrez	Romanowski	Crockett	Gordon	Atwater	Brown	
@Kansas City	N. Smith	Traylor	Pryce	Tanuvasa	Mobley	Cadrez	Romanowski	Crockett	Gordon	Atwater	Brown	
Oakland	N. Smith	Traylor	Pryce	Tanuvasa	Mobley	Cadrez	Romanowski	Crockett	Gordon	Atwater	Braxton	
@San Diego	N. Smith	Traylor	Pryce	Tanuvasa	Mobley	Cadrez	Romanowski	Crockett	Gordon	Atwater	Braxton	
Kansas City	N. Smith	Traylor	Pryce	Tanuvasa	Mobley	Cadrez	Romanowski	Crockett	Gordon	Atwater	Braxton	
@N.Y. Giants	N. Smith	Traylor	Pryce	Tanuvasa	Mobley	Cadrez	Romanowski	Crockett	Gordon	Atwater	Braxton	
@Miami	Hasselbach	Traylor	Pryce	Tanuvasa	Mobley	Cadrez	Romanowski	Crockett	Gordon	Atwater	Brown	
Seattle	Hasselbach	Traylor	Pryce	Tanuvasa	Mobley		Romanowski	Crockett	Gordon	Atwater	Johnson	Braxton
Divisional Playoff												
Miami	Hasselbach	Traylor		Tanuvasa	Mobley	Cadrez	Romanowski	Crockett	Gordon	Atwater	Braxton	Johnson
AFC Championship												
N.Y. Jets	Hasselbach	Traylor	Pryce	Tanuvasa	Mobley	Cadrez	Romanowski	Crockett	Gordon	Atwater		Johnson
Super Bowl XXXIII												
Atlanta	Hasselbach	Traylor	Pryce	Tanuvasa	Mobley	Cadrez	Romanowski	Crockett	Gordon	Atwater	Braxton	

1998 GAME-BY-GAME PARTICIPATION

	New England	Dallas	@Oakland	@Washington	Philadelphia	@Seattle	Jacksonville	@Cincinnati	San Diego	@Kansas City	Oakland	@San Diego	Kansas City	@N.Y. Giants	@Miami	Seattle
Alexander	PS	PS	PS	PS	PS	PS	PS	PS	PS	PS	PS	PS	PS	PS	PS	PS
Armour	P	IAS	IAS	P	P	P	P	P	IAS	IAS	PS	IAS	PS	IAS	IAS	P
Ashman	NWT	NWT	PS	PS	PS	NWT	NWT	NWT	NWT	NWT	NWT	NWT	NWT	NWT	NWT	NWT
Atwater	S	S	S	S	S	S	S	S	S	S	S	S	S	S	S	S
Banks	P	DNP	DNP	P	P	P	IAF	IAF	IAF	IAF	IAF	IAF	IAF	IAF	IAF	IAF
Bentley	NWT	NWT	NWT	NWT	NWT	NWT	NWT	NWT	NWT	NWT	NWT	NWT	NWT	NWT	NWT	NWT
Braxton	P	P	P	P	P	P	P	P	P	P	P	P	P	P	P	P
Brister	DNP	P	P	S	S	DNP	DNP	DNP	S	S	DNP	DNP	DNP	DNP	DNP	P
Brown, C.	IAF	P	P	IAS	IAS	IAS	IAF	IAF	IAF	IAF	IAS	IAF	IAS	IAF	IAS	P
Brown, E.	S	S	S	S	S	S	S	S	S	S	IAS	IAF	IAS	IAS	S	IAF
Burns	P	P	P	P	P	P	P	P	P	P	P	P	P	P	P	P
Butler	PS	NWT	NWT	PS	PS	PS	PS	NWT	NWT	NWT	NWT	NWT	NWT	NWT	NWT	NWT
Cadrez	S	S	S	S	S	S	S	S	S	S	S	S	S	S	S	S
Carswell	P	P	P	P	P	P	P	P	P	P	P	P	P	P	P	P
Chamberlain	P	P	P	P	P	P	P	P	P	P	P	P	P	P	P	P
Coghill	IAS	IAS	IAS	IAF	IAF	P	IAS	P	IAS	P	P	P	P	P	P	P
Cooper	PS	PS	PS	PS	PS	PS	PS	PS	PS	PS	PS	PS	PS	PS	PS	PS
Crockett	S	S	S	S	S	S	S	S	S	S	S	S	S	S	S	S
Davis	S	S	S	S	S	S	S	S	S	S	S	S	S	S	S	S
Diaz-Infante	IAF	IAF	IAF	IAF	IAF	IAF	P	P	P	P	P	P	P	P	P	P
Elam	P	P	P	P	P	P	P	P	P	P	P	P	P	P	P	P
Elway	S	S	S	DNP	DNP	S	S	S	P	3QB	S	S	S	S	S	S
Finn	PS	PS	PS	NWT	NWT	NWT	NWT	NWT	NWT	NWT	NWT	NWT	NWT	NWT	NWT	NWT
Gizzi	R/M	R/M	R/M	R/M	R/M	R/M	R/M	R/M	R/M	R/M	R/M	R/M	R/M	R/M	R/M	R/M
Gordon	S	S	S	S	S	S	S	S	S	S	S	S	S	S	S	S
Green	P	P	P	P	P	P	P	P	P	P	P	P	P	P	P	P
Griese	3QB	3QB	3QB	3QB	P	3QB	3QB	3QB	3QB	DNP	3QB	3QB	3QB	3QB	3QB	3QB
Griffith	S	S	S	S	S	S	S	S	S	IAF	S	S	S	S	S	S
Hasselbach	P	P	P	P	P	P	P	P	P	P	P	P	P	P	P	P
Hebron	IAS	P	P	P	P	P	P	P	P	P	P	P	P	P	P	P
Howard	NWT	PS	PS	NWT	NWT	NWT	NWT	NWT	NWT	NWT	NWT	NWT	NWT	NWT	NWT	NWT
James	P	P	P	P	P	P	P	P	P	P	P	P	P	P	P	P
Johnson	P	P	P	P	P	P	P	P	P	P	P	P	P	P	P	P
Jones, E.	P	IAF	IAF	IAF	IAS	IAS	NWT	NWT	NWT	NWT	NWT	NWT	NWT	NWT	NWT	NWT
Jones, K.C.	DNP	IAS	DNP	DNP	DNP	IAS	IAS	IAS	IAS	IAS	IAS	IAS	IAS	IAS	IAS	IAS
Joyner	S	S	S	S	S	S	S	S	S	S	S	S	S	S	S	S
Lapsis	P	P	P	P	P	P	P	P	P	P	P	P	P	P	P	P
Lewis	NFI	NFI	NFI	NFI	NFI	NFI	NFI	NFI	NFI	NFI	NFI	NFI	NFI	NFI	NFI	NFI
Lodish	P	P	S	P	P	P	P	P	P	P	P	P	P	P	P	P
Loville	P	P	P	P	P	P	P	P	P	P	P	P	P	P	P	P
Lynn	P	P	P	P	P	P	P	P	P	P	P	P	P	P	P	P
Maumau	NWT	NWT	NWT	NWT	NWT	NWT	NWT	NWT	PS	PS	PS	PS	PS	PS	PS	PS
McCaffrey	S	S	S	S	S	S	S	S	S	S	IAS	S	S	S	S	S
Mobley	S	S	S	S	S	S	S	S	S	S	S	S	S	S	S	S
Nalen	S	S	S	S	S	S	S	S	S	S	S	S	S	S	S	S
Nash	IAS	P	P	IAS	IAS	IAF	IAS	IAF	P	P	P	P	P	DNP	P	IAS
Neil	S	S	S	S	S	S	S	S	S	S	S	S	S	S	S	S
Noel	PS	PS	NWT	PS	PS	PS	PS	PS	PS	PS	PS	PS	PS	PS	PS	PS
Paul	P	P	P	P	P	P	P	P	P	P	P	P	P	P	P	P
Pryce	S	S	S	S	S	S	S	S	S	S	S	S	S	S	S	S
Romanowski	S	S	S	S	S	S	S	S	S	S	S	S	S	S	S	S
Rouen	P	P	P	P	P	P	P	P	P	P	P	P	P	P	P	P
Russ	IR	IR	IR	IR	IR	IR	IR	IR	IR	IR	IR	IR	IR	IR	IR	IR
Schlereth	S	S	S	S	S	S	S	S	S	S	S	S	S	S	S	S
Sharpe	S	S	S	S	S	S	S	S	S	S	S	S	S	S	S	S
Smith, D.	P	P	P	P	P	P	IAF	P	P	P	P	P	P	P	P	P
Smith, N.	S	S	S	S	S	S	S	S	S	S	S	S	S	S	IAS	IAF
Smith, R.	S	S	S	S	S	S	S	S	S	S	S	S	S	S	S	S
Swayne	S	S	S	S	S	S	S	S	S	S	S	S	S	S	S	S
Tanuvasa	S	S	S	S	S	S	S	S	S	S	S	S	S	S	S	S
Teague	IAF	IAF	IAF	IAF	IAF	IAF	IAF	IAF	IAF	IAF	IAF	IAF	IAF	IAF	IAF	IAF
Thomas	NWT	NWT	NWT	NWT	NWT	NWT	PS	PS	PS	PS	PS	PS	PS	PS	PS	PS
Traylor	S	S	IAS	S	S	P	S	S	S	S	S	S	S	S	S	S
Washington	P	P	P	P	P	P	P	P	P	P	P	P	P	P	P	P
Wayne	IAF	IAF	IAS	IAF	IAF	P	IAF	IAS	IAF	IAS	IAF	IAF	IAF	IAF	IAF	IAS
Williams, A.	PUP	PUP	PUP	PUP	PUP	PUP	P	P	P	P	P	P	P	P	P	P

KEY: IR-injured reserve; DNP-did not play; R/M-reserve/military; RE-roster exemption; IAF-inactive Friday (or Sat.); IAS-inactive Sunday (or Mon.); PS-practice squad; NWT-not with team; SS-suspended; NFI-reserve/non-football injury; PUP-physically unable to perform; 3QB-inactive-third quarterback.



BRONCOS INDIVIDUAL LEADERS BY STATISTICAL CATEGORY

Category	Player	AFC Rank	AFC Leader	NFL Rank	NFL Leader
Scoring	Terrell Davis — 138	2nd	Steve Christie, Buffalo — 140	3rd	Gary Anderson, Minnesota — 164
Rushing	Terrell Davis — 2,008	1st	Terrell Davis, Denver — 2,008	1st	Terrell Davis, Denver — 2,008
Passing Yards	John Elway — 2,806	6th	Peyton Manning, Ind. — 3,739	12th	Brett Favre, Green Bay — 4,212
Passer Rating	Bubby Brister — 99.0	2nd	Vinny Testaverde, NYJ — 101.6	5th	Randall Cunningham, Min. — 106.0
Receiving Yds.	Rod Smith — 1,222	2nd	Eric Moulds, Buffalo — 1,368	4th	Antonio Freeman, G.B. — 1,424
Receptions	Rod Smith — 86	2nd	O.J. McDuffie, Miami — 90	3rd	Frank Sanders, Arizona — 89
Punting Avg.	Tom Rouen — 46.9	2nd	Craig Hentrich, Tennessee — 47.2	2nd	Craig Hentrich, Tennessee — 47.2
Net Punting Avg.	Tom Rouen — 37.6	4th	Craig Hentrich, Tennessee — 39.2	7th	Craig Hentrich, Tennessee — 39.2
Interceptions	Darrien Gordon — 4	T14th	Ty Law, New England — 9	T24th	Ty Law, New England — 9
Kickoff Ret. Avg.	Vaughn Hebron — 26.4	3rd	Corey Harris, Baltimore — 27.6	5th	Terry Fair, Detroit — 28.0
Punt Ret. Avg.	Darrien Gordon — 11.1	6th	Reggie Barlow, Jacksonville — 12.9	11th	Deion Sanders, Dallas — 15.6

HOW THE BRONCOS RANKED IN THE AFC AND NFL

OFFENSE

Category	Broncos Total	AFC Rank	AFC Leader	NFL Rank	NFL Leader
Total points	*501	1st	Denver — 501	2nd	Minnesota — 556
Touchdowns scored	*62	1st	Denver — 62	2nd	Minnesota — 64
First downs	*347	1st	Denver — 347	2nd	San Francisco — 381
Total yards	*6,092	1st	Denver — 6,092	3rd	San Francisco — 6,800
Rushing yards	*2,468	1st	Denver — 2,468	2nd	San Francisco — 2,544
Net passing yards	3,624	4th	N.Y. Jets — 3,836	7th	Minnesota — 4,328
Times sacked	25	T3rd	Indianapolis — 22	T4th	Dallas — 19
Fewest penalties	115	8th	Cincinnati — 69	16th	Cincinnati — 69
Interceptions thrown	14	5th	Tennessee — 10	8th	Dallas — 8
Fumbles lost	*6	T2nd	Indianapolis — 5	T3rd	Minnesota — 4

DEFENSE

Category	Broncos Total	AFC Rank	AFC Leader	NFL Rank	NFL Leader
Points allowed	309	4th	Miami — 265	T8th	Miami — 265
Touchdowns allowed	38	T9th	Miami — 28	T15th	Miami — 28
First downs allowed	283	T7th	San Diego — 256	T12th	Tampa Bay — 244
Total yards allowed	4,935	7th	San Diego — 4,208	11th	San Diego — 4,208
Rushing yards allowed	1,287	2nd	San Diego — 1,140	3rd	San Diego — 1,140
Net pass yards allowed	3,648	14th	Oakland — 2,876	26th	Philadelphia — 2,720
Passer sacked	47	2nd	Seattle — 53	7th	New York Giants — 54
Interceptions	19	7th	San Diego — 20	T10th	N.O./San Fran. — 21
Opp. fumbles recovered	11	T7th	Kansas City — 20	T15th	Atlanta — 25
Giveaway-takeaway ratio	+10	T2nd	Buffalo — +11	T5th	Atlanta — +20

* franchise record



THE LAST TIME IT HAPPENED...

(Reflects the last time each individual statistic occurred)
(1998 performances boldfaced; Super Bowl performances in italics)

100 YARDS RUSHING:

Broncos: Terrell Davis, 29-178 vs. Seattle, 12/27/98
Playoffs: Terrell Davis, 25-102 vs. Atlanta, 1/31/99
Opponents: Gary Brown, 18-112 at NY Giants, 12/13/98
Playoffs: Jerome Bettis, 23-105, at Pittsburgh, 1/11/98

200 YARDS RUSHING:

Broncos: Terrell Davis, 30-208 at Seattle, 10/11/98
Playoffs: Has never happened
Opponents: Napoleon Kaufman, 28-227, 1 TD, at Oakland 10/19/97
Playoffs: Tim Smith, 23-204, 2TD, vs. Washington, 1/31/88

TWO 100-YARD RUSHERS:

Broncos: Otis Armstrong (116 yards) and Norris Weese (120 yards) at Chicago, 12/8/76
Playoffs: Terrell Davis (184 yards) and Derrick Loville (103 yards) vs. J'ville, 12/27/97
Opponents: Curt Warner (126 yards) and John L. Williams (109 yards), at Seattle, 12/11/88
Playoffs: Has never happened

100-YARD RUSHER AND 100-YARD RECEIVER:

Broncos: Terrell Davis (178 yds) and Rod Smith (158 yds) vs. Seattle, 12/27/98
Playoffs: Terrell Davis (102 yds) and Rod Smith (152 yds) vs. Atlanta, 1/31/99
Opponents: Jerome Bettis (125 yds) and Yancey Thigpen (175 yds) at Pittsburgh, 12/7/97
Playoffs: Tim Smith (204 yards) and Ricky Sanders (193 yards), vs. Washington, 1/31/88

100-YARD RUSHER, 300-YARD PASSER, 100-YARD RECEIVER:

Broncos: Terrell Davis (178), John Elway (338), Rod Smith (158), vs. Seattle, 12/27/98
Playoffs: Terrell Davis (102), John Elway (336), Rod Smith (152), vs. Atlanta, 1/31/99
Opponents: Jerome Bettis (125), Kordell Stewart (303), Yancey Thigpen (175) at Pitt., 12/7/97
Playoffs: Tim Smith (204), Doug Williams (340), Ricky Sanders (193), vs. Washington, 1/31/88

100-YARD RUSHER AND 300-YARD PASSER:

Broncos: Terrell Davis (178) and John Elway (338), vs. Seattle, 12/27/98
Playoffs: Terrell Davis (102) and John Elway (336), vs. Atlanta, 1/31/99
Opponents: Jerome Bettis (125) and Kordell Stewart (303), at Pittsburgh, 12/7/97
Playoffs: Tim Smith (204) and Doug Williams (340), vs. Washington, 1/31/88

100-YARD RECEIVER AND 300-YARD PASSER:

Broncos: Rod Smith (158) and John Elway (338), vs. Seattle, 12/27/98
Playoffs: Rod Smith (152) and John Elway (336), vs. Atlanta, 1/31/99
Opponents: Lamar Thomas (136) and Dan Marino (355) at Miami, 12/21/98
Playoffs: Wayne Chrebet (121) and Vinny Testaverde (325), vs. NY Jets, 1/17/99

TWO RUSHING TOUCHDOWNS:

Broncos: Terrell Davis, 24-88, 3 TD, vs. Kansas City, 12/6/98
Playoffs: Howard Griffith, 4-9, 2 TD, vs. Atlanta, 1/31/99
Opponents: Charlie Garner, 10-50, 2 TD, vs. Philadelphia 10/4/98
Playoffs: Napoleon McCallum, 13-81, 3TD, at L.A. Raiders, 1/9/94

THREE RUSHING TOUCHDOWNS:

Broncos: Terrell Davis, 24-88, 3 TD, vs. Kansas City, 12/6/98
Playoffs: Terrell Davis, 30-157, 3 TD, vs. Green Bay 1/25/98
Opponents: Chris Warren, 24-115, 3 TD, at Seattle, 10/1/95
Playoffs: Napoleon McCallum, 13-81, 3TD, at L.A. Raiders, 1/9/94

FOUR RUSHING TOUCHDOWNS:

Broncos: Has never happened
Playoffs: Has never happened
Opponents: Curt Warner, 23-126, 4 TD, at Seattle, 12/11/88
Playoffs: Has never happened

300 YARDS PASSING:

Broncos: John Elway, vs. Seattle, 26-36, 338 yards, 4 TD, 0 INT, 12/27/98
Playoffs: John Elway, vs. Atlanta, 18-29, 336 yards, 1 TD, 1 INT, 1/31/99
Opponents: Dan Marino, at Miami, 23-38, 355 yards, 4 TD, 1 INT, 12/21/98
Playoffs: Vinny Testaverde, vs. NY Jets, 52-31, 356 yards, 0 TD, 2 INTs, 1/17/99

400 YARDS PASSING:

Broncos: John Elway, 22-32, 400 yards, 2 TD, vs. Kansas City, 12/6/98
Playoffs: Has never happened
Opponents: Dave Krieg, vs. Seattle, 30-44, 406 yards, 3 TD, 11/25/84
Playoffs: Has never happened



THE LAST TIME IT HAPPENED... (CONT.)

THREE TOUCHDOWN PASSES:

Broncos: **John Elway, vs. Seattle, 26-36, 338 yards, 4 TD, 12/27/98**
 Playoffs: John Elway, at L.A. Raiders, 29-47, 302 yards, 3 TD, 1 INT, 1/9/94
 Opponents: **Dan Marino, at Miami, 23-38, 355 yards, 4 TD, 12/21/98**
 Playoffs: Brett Favre, vs. Green Bay, 25-45, 256 yards, 3 TD, 1 INT, 1/25/98

FOUR TOUCHDOWN PASSES:

Broncos: **John Elway, vs. Seattle, 26-36, 338 yards, 4 TD, 12/27/98**
 Playoffs: Has never happened
 Opponents: **Dan Marino, at Miami, 23-38, 355 yards, 4 TD, 12/21/98**
 Playoffs: Joe Montana, vs. San Francisco, 22-29, 297 yards, 5 TD, 1/28/90

FIVE TOUCHDOWN PASSES:

Broncos: John Elway, 16-19, 218 yards, 5 TD, vs. Minnesota, 11/18/84
 Playoffs: Has never happened
 Opponents: John Hadl, 21-35, 325, 5 TD yards, vs. San Diego, 12/1/68
 Playoffs: Joe Montana, vs. San Francisco, 22-29, 297 yards, 5 TD, 1/28/90

SIX TOUCHDOWN PASSES:

Broncos: Has never happened
 Playoffs: Has never happened
 Opponents: Len Dawson, 23/38, 435 yards, 6 TD, at Kansas City, 11/1/64
 Playoffs: Has never happened

100 YARDS RECEIVING:

Broncos: **Rod Smith, vs. Seattle, 9-158, 2 TD, 12/27/98**
 Playoffs: **Rod Smith, vs. Atlanta, 5-152, TD, 1/31/99**
 Opponents: **Lamar Thomas, at Miami, 6-136, 3 TD, 12/21/98**
 Playoffs: **Wayne Chrebet, vs. NY Jets, 8-121, 0 TD, 1/17/99**

200 YARDS RECEIVING:

Broncos: Has never happened
 Playoffs: Has never happened
 Opponents: Torrance Small, vs. New Orleans, 6-200, 2 TD, 12/24/94
 Playoffs: Has never happened

TWO 100-YARD RECEIVERS:

Broncos: **Rod Smith (165 yards) and Ed McCaffrey (103 yards) vs. KC, 12/6/98**
 Playoffs: Has never happened
 Opponents: **Jimmy Smith (121 yards) and Keenan McCardell, (113 yards) vs. Jacksonville, 10/25/98**
 Playoffs: Has never happened

TWO RECEIVING TOUCHDOWNS:

Broncos: **Shannon Sharpe, vs. Seattle, 6-68, 2 TD, 12/27/98**
 Playoffs: Clarence Kay, 4-105, 2 TD, vs. Houston, 1/10/88
 Opponents: **Lamar Thomas, at Miami, 6-136, 3 TD, 12/21/98**
 Playoffs: Antonio Freeman, vs. Green Bay, 9-126, 2 TD, 1/25/98

THREE RECEIVING TOUCHDOWNS:

Broncos: Ed McCaffrey, vs. Baltimore, 7-76, 3 TD, 10/20/96
 Playoffs: Has never happened
 Opponents: **Lamar Thomas, at Miami, 6-136, 3 TD, 12/21/98**
 Playoffs: Jerry Rice, 7-148, 3 TD, vs. San Francisco, 1/28/90

FOUR RECEIVING TOUCHDOWNS:

Broncos: Has never happened
 Playoffs: Has never happened
 Opponents: Lance Alworth, 9-171, 4 TD, vs. San Diego, 12/1/68
 Playoffs: Has never happened

TWO INTERCEPTIONS:

Broncos: **Darrien Gordon, at San Diego, 11/29/98**
 Playoffs: **Darrien Gordon, vs. Atlanta, 1/31/99**
 Opponents: **Charles Dimry, at San Diego, 11/29/98**
 Playoffs: Barry Wilburn, vs. Washington, 1/31/88

THREE INTERCEPTIONS:

Broncos: Dennis Smith, vs. L.A. Raiders, 12/8/85
 Playoffs: Has never happened
 Opponents: Mark Kelso, at Buffalo, 12/12/92
 Playoffs: Has never happened

FOUR INTERCEPTIONS

Broncos: Willie Brown, vs. New York, 11/15/64
 Playoffs: Has never happened



Opponents: Has Never Happened
 Playoffs: Has never happened

TWO SACKS:

Broncos: **Maa Tanuvasa at Kansas City, 11/16/98**
 Playoffs: Neil Smith, at Kansas City, 1/4/98 and Alfred Williams at Kansas City, 1/4/98
 Opponents: **Lance Johnstone, at Oakland, 9/20/98**
 Playoffs: **Chad Cascadden, vs. N.Y. Jets, 1/17/99**

THREE SACKS:

Broncos: Maa Tanuvasa, vs. New England, 10/6/97
 Playoffs: Has never happened
 Opponents: Rhett Hall, at San Francisco, 12/17/94
 Playoffs: Has never happened

FOUR SACKS:

Broncos: Simon Fletcher, at San Diego, 11/11/90
 Playoffs: Has never happened
 Opponents: Michael Sinclair, at Seattle, 9/8/96
 Playoffs: Has never happened

TWO OPPONENTS FUMBLE RECOVERIES:

Broncos: Bill Romanowski, at Seattle, 9/8/96
 Playoffs: Has never happened
 Opponents: Terry McDaniel, vs. Los Angeles Raiders, 9/18/94
 Playoffs: Randy Hughes, vs. Dallas, 1/15/78

SHUTOUT ON ROAD:

by Broncos: Denver 12, at Cleveland 0, 9/27/92
 Playoffs: Has never happened
 by Opponents: at L.A. Raiders 24, Denver 0, 11/22/92
 Playoffs: Has never happened

SHUTOUT AT HOME:

by Broncos: at Denver 34, vs. Carolina 0, 11/9/97
 Playoffs: Has never happened
 by Opponents: Has Never Happened
 Playoffs: Has never happened

OVERTIME WIN ON ROAD:

by Broncos: Denver 23, at Buffalo 20, 10/26/97
 Playoffs: Denver 23, at Cleveland 20, 1/11/87
 by Opponents: at N.Y. Jets 25, Denver 22, 9/11/94
 Playoffs: Has never happened
 TIE: Denver 17, at Green Bay 17, 9/20/87

OVERTIME WIN AT HOME:

by Broncos: at Denver 34, Seattle 31, 9/23/90
 Playoffs: Has never happened
 by Opponents: Chicago 16, at Denver 13, 11/18/90
 Playoffs: Has never happened
 TIE: at Denver 35, Pittsburgh 35, 9/22/74

50 POINTS:

Broncos: at Denver 50, San Diego 34, 10/6/63
 Playoffs: Has never happened
 Opponents: at Indianapolis 55, Denver 24, 10/31/88
 Playoffs: San Francisco 55, Denver 10, 1/28/90

40 POINTS:

Broncos: at Denver 40, Oakland 14, 11/22/98
 Playoffs: at Denver 42, Jacksonville 17, 12/27/97
 Opponents: at Green Bay 41, Denver 6, 12/8/96
 Playoffs: L.A. Raiders 42, Denver 24, 1/9/94

TWO POINT CONVERSION:

Broncos: **Bubby Brister pass to Ed McCaffrey, at Miami, 12/21/98**
 Playoffs: Terrell Davis run, vs. Jacksonville, 1/4/97
 Opponents: **Craig Whelihan run, vs. San Diego, 11/8/98**
 Playoffs: Has never happened

THREE FIELD GOALS:

Broncos: Jason Elam, at NY Giants, 12/13/98
 Playoffs: Jason Elam vs. NY Jets, 1/17/99
 Opponents: **Richie Cunningham vs. Dallas, 9/13/98**
 Playoffs: Mike Hollis, vs. Jacksonville, 1/4/97

THE LAST TIME IT HAPPENED... (CONT.)

FOUR FIELD GOALS:

Broncos: Jason Elam (5), at Kansas City, 11/16/97
 Playoffs: Has never happened
 Opponents: Jeff Jaeger, at L.A. Raiders, 12/11/94
 Playoffs: Has never happened

FIVE FIELD GOALS:

Broncos: Jason Elam, at Kansas City, 11/16/97
 Playoffs: Has never happened
 Opponents: Jeff Jaeger, at L.A. Raiders, 12/11/94
 Playoffs: Has never happened

SIX FIELD GOALS:

Broncos: Has Never Happened
 Playoffs: Has never happened
 Opponents: Gary Anderson, at Pittsburgh, 10/23/88
 Playoffs: Has never happened

PUNT RETURN FOR A TOUCHDOWN:

Broncos: Darrien Gordon, 75 yards, vs. Carolina, 11/9/97
 Playoffs: Has never happened
 Opponents: Eric Metcalf, 83 yards, at San Diego, 11/30/97
 Playoffs: Has never happened

KICKOFF RETURN FOR A TOUCHDOWN:

Broncos: Vaughn Hebron, 95 yards, at Miami, 12/21/98
 Playoffs: Has never happened
 Opponents: Tamarick Vanover, 97 yards, vs. Kansas City, 10/27/96
 Playoffs: Tim Dwight, 94 yards, vs. Atlanta, 1/31/99

INTERCEPTION RETURN FOR A TOUCHDOWN:

Broncos: Darrien Gordon, 55 yards, at Washington 9/27/98
 Playoffs: Has never happened
 Opponents: Darren Smith, 23 yards, at Seattle 10/11/98
 Playoffs: Carlton Bailey, at Buffalo, 1/12/92

FUMBLE RETURN FOR TOUCHDOWN:

Broncos: Darrius Johnson, 6 yards, vs. Seattle, 11/2/97
 Playoffs: Neil Smith, 79 yards, vs. Miami, 1/9/99
 Opponents: Kevin Greene, 40 yards, at San Francisco, 12/15/97
 Playoffs: Has never happened

BLOCKED PUNT:

Broncos: Vaughn Hebron, vs. Cincinnati, 11/1/98
 Playoffs: Has never happened
 Opponents: William Thomas, vs. Philadelphia 10/4/98
 Playoffs: Blake Spence vs. NY Jets, 1/17/99

BLOCKED PUNT RETURN FOR A TOUCHDOWN

Broncos: Rob Nairne, 22 yards, vs. New England, 11/11/79
 Playoffs: Has never happened
 Opponents: Jimmy Smith, in end zone, vs. Jacksonville, 12/3/95
 Playoffs: Travis Davis, 29 yards, vs. Jacksonville, 12/27/97

BLOCKED FIELD GOAL:

Broncos: Trevor Pryce, vs. New England, 9/7/98
 Playoffs: Has never happened
 Opponents: Leslie O'Neil, vs. Kansas City, 12/6/98
 Playoffs: Has never happened

BLOCKED FIELD GOAL RETURN FOR TOUCHDOWN:

Broncos: Louis Wright, 60 yards, vs. San Diego, 11/17/85
 Playoffs: Has never happened
 Opponents: Cornelius Bennett, 80 yards, at Buffalo, 9/30/90
 Playoffs: Has never happened

MISSED POINT AFTER TOUCHDOWN ATTEMPT:

Broncos: Tom Rouen vs. Philadelphia, 10/4/98
 Playoffs: Jason Elam, vs. Jacksonville, (Blocked by Clyde Simmons), 1/4/97
 Opponents: Jeff Jaeger, vs. L.A. Raiders, (Blocked by Wymon Henderson), 12/2/90
 Playoffs: Has never happened

SAFETY:

Broncos: Reggie Rivers blocked Brian Hansen punt through end zone, at Cleveland, 11/7/93
 Playoffs: Tony Eason sacked in the endzone by Rulon Jones, vs. New England, 1/4/87
 Opponents: Bobby Brister sacked out of the end zone for -8 (TEAM), vs. San Diego, 11/8/98
 Playoffs: Mike Horan runs out of endzone, vs. Cleveland, 1/17/88

1998 BRONCOS HONORS AND AWARDS

SUPER BOWL XXXIII MOST VALUABLE PLAYER
(PETE ROZELLE TROPHY)

John Elway

PRO BOWL

Steve Atwater*, Terrell Davis*, Jason Elam, John Elway*, Tony Jones, Ed McCaffrey*, Tom Nalen, Bill Romanowski, Mark Schlereth, Shannon Sharpe* (*denotes starter)

ASSOCIATED PRESS

Most Valuable Player — Terrell Davis
 Offensive Player of the Year — Terrell Davis
 1st Team All-NFL — Terrell Davis, Shannon Sharpe
 2nd Team All-NFL — Ed McCaffrey, Jason Elam

SPORTS ILLUSTRATED

Coach of the Year — Mike Shanahan (tie)
 All-NFL — Terrell Davis

THE SPORTING NEWS

Player of the Year — Terrell Davis
 All-NFL — Terrell Davis, Shannon Sharpe

USA TODAY

All-NFL — Terrell Davis, Tom Nalen, Shannon Sharpe

PRO FOOTBALL WEEKLY

Most Valuable Player — Terrell Davis
 All-NFL — Terrell Davis, Shannon Sharpe
 All-AFC — Terrell Davis, Jason Elam, Shannon Sharpe, Vaughn Hebron (KR)

FOOTBALL NEWS

AFC Player of the Year — Terrell Davis
 All-AFC — Terrell Davis, Jason Elam, Ed McCaffrey, Shannon Sharpe
 All-Rookie Team — Eric Brown

COLLEGE & PRO FOOTBALL NEWSWEEKLY

Offensive Player of the Year — Terrell Davis
 All-NFL 1st Team — Terrell Davis, Shannon Sharpe
 All-NFL 2nd Team — Jason Elam, Mark Schlereth, Rod Smith
 All-Rookie Team — Eric Brown

FOOTBALL DIGEST

Player of the Year — Terrell Davis
 All-NFL 1st Team — Terrell Davis, Shannon Sharpe
 All-NFL 2nd Team — Jason Elam, Howard Griffith
 All-Rookie Team — Eric Brown

PROFESSIONAL FOOTBALL WRITERS OF AMERICA

Most Valuable Player — Terrell Davis

KANSAS CITY 101 CLUB

AFC Coach of the Year — Mike Shanahan
 AFC Offensive Player of the Year — Terrell Davis

TOUCHDOWN CLUB OF COLUMBUS

AFC Coach of the Year — Mike Shanahan

SAN DIEGO HALL OF CHAMPIONS

Professional Star of the Year — Terrell Davis

COLORADO SPORTS HALL OF FAME

1999 Inductee — John Elway
 Professional Athlete of the Year — Terrell Davis

ESPY AWARDS

Pro Football Performer of the Year — Terrell Davis

NFL FILMS

Player of the Year — Terrell Davis

SPRINT NFL MAN OF THE YEAR FINALIST

Ed McCaffrey

AFC OFFENSIVE PLAYER OF THE MONTH

September — Terrell Davis
 October — Terrell Davis

AFC OFFENSIVE PLAYER OF THE WEEK

Week 2 (Sept. 13-14) — Terrell Davis
 Week 5 (Oct. 4-5) — Terrell Davis
 Week 8 (Oct. 25-26) — Terrell Davis
 Week 14 (Dec. 3-7) — John Elway
 Week 17 (Dec. 28-29) — Terrell Davis

AFC DEFENSIVE PLAYER OF THE WEEK

Week 3 (Sept. 20-21) — Ray Crockett
 Week 13 (Nov. 26-30) — Darrien Gordon

NFL DEFENSIVE PLAYER OF THE WEEK

Conference Championship Weekend (Jan. 17) — Bill Romanowski

AFC SPECIAL TEAMS PLAYER OF THE WEEK

Week 8 (Oct. 25-26) — Jason Elam
 Week 9 (Nov. 1-2) — Vaughn Hebron
 Week 16 (Dec. 13-14) — Vaughn Hebron

MILLER LITE/NFL PLAYER OF THE YEAR FINALIST

Terrell Davis

MILLER LITE/NFL PLAYER OF THE WEEK

Week 2 (Sept. 13-14) — Terrell Davis
 Week 8 (Oct. 25-26) — Jason Elam
 Week 14 (Dec. 3-7) — John Elway

BY INDIVIDUAL:

MIKE SHANAHAN

• AFC Coach of the Year by the Kansas City 101 Club and the Touchdown Club of Columbus

STEVE ATWATER

• Pro Bowl starter

ERIC BROWN

• All-Rookie by Football News, Football Digest and College & Pro Football Newsweekly

RAY CROCKETT

• AFC Defensive Player of the Week for Week 3 (NFL)

TERRELL DAVIS

• Pro Bowl starter
 • Associated Press NFL Most Valuable Player
 • Associated Press NFL Offensive Player of the Year
 • The Sporting News, Football Digest and NFL Films Player of the Year
 • Pro Football Weekly and Professional Football Writers MVP
 • College & Pro Football Newsweekly Offensive Player of the Year
 • Football News AFC Player of the Year
 • First-Team All-NFL by the Associated Press, Sports Illustrated, The Sporting News, USA Today, Pro Football Weekly, College & Pro Football Newsweekly and Football Digest
 • All-AFC by Pro Football Weekly and Football News
 • AFC Offensive Player of the Year by the Kansas City 101 Club
 • Professional Star of the Year by the San Diego Hall of Champions
 • Professional Athlete of the Year by the Colorado Sports Hall of Fame
 • ESPY Award for Pro Football Performer of the Year
 • AFC Offensive Player of the Month for September and October (NFL)
 • AFC Offensive Player of the Week for Weeks 2, 5, 8 and 17 (NFL)
 • Miller Lite/NFL Player of the Year finalist
 • Miller Lite/NFL Player of the Week for Week 2

JASON ELAM

• Pro Bowl
 • Second-Team All-NFL by the Associated Press, College & Pro Football Newsweekly and Football Digest
 • All-AFC by Pro Football Weekly and Football News
 • AFC Special Teams Player of the Week for Week 8 (NFL)

JOHN ELWAY

• Pro Bowl starter
 • Super Bowl XXXIII Most Valuable Player (Pete Rozelle Trophy)
 • AFC Offensive Player of the Week for Week 14 (NFL)
 • Miller Lite/NFL Player of the Week for Week 14
 • Colorado Sports Hall of Fame Inductee, 1999

DARRIEN GORDON

• AFC Defensive Player of the Week for Week 13 (NFL)

HOWARD GRIFFITH

• Second-Team All-NFL by Football Digest

VAUGHN HEBRON

• All-AFC by Pro Football Weekly
 • AFC Special Teams Player of the Week for Weeks 9 and 16 (NFL)

TONY JONES

• Pro Bowl reserve

ED McCAFFREY

• Pro Bowl starter
 • Associated Press Second-Team All-NFL
 • All-AFC by Football News
 • Sprint Broncos Man of the Year finalist

TOM NALEN

• Pro Bowl reserve
 • All-NFL by USA Today

BILL ROMANOWSKI

• Pro Bowl reserve
 • NFL Defensive Player of the Week for Conf. Champ. Weekend (NFL)

MARK SCHLERETH

• Second-Team All-NFL by College & Pro Football Newsweekly

SHANNON SHARPE

• Pro Bowl starter
 • First-Team All-NFL by the Associated Press, The Sporting News, USA Today, Pro Football Weekly, College & Pro Football Newsweekly and Football Digest
 • All-AFC by Pro Football Weekly and Football News

ROD SMITH

• Second-Team All-NFL by College & Pro Football Newsweekly

1998 INDIVIDUAL GAME-BY-GAME STATISTICS — RUSHING

DAVIS					HEBRON					LOVILLE					GRIFFITH				
Game	Att.	Yds.	LG	TD	Att.	Yds.	LG	TD		Att.	Yds.	LG	TD		Att.	Yds.	LG	TD	
New England	22	75	9	2	Inactive (Mon.)					1	2	2	0		2	2	2	0	
Dallas	23	191	63t	3	0	0	0	0		6	15	5	0		0	0	0	0	
@Oakland	28	104	15	0	0	0	0	0		3	3	3	0		0	0	0	0	
@Washington	21	119	42t	1	1	1	1	0		8	22	7	1		0	0	0	0	
Philadelphia	20	168	57	2	5	22	8	0		8	25	7	0		0	0	0	0	
@Seattle	30	206	70	1	0	0	0	0		0	0	0	0		0	0	0	0	
Jacksonville	31	136	37t	3	0	0	0	0		2	10	8	0		0	0	0	0	
@Cincinnati	27	149	18	2	0	0	0	0		1	2	2	0		0	0	0	0	
San Diego	20	69	24t	1	2	5	3	0		0	0	0	0		Inactive (hamstring)				
@Kansas City	18	111	41t	1	0	0	0	0		10	40	11	1		0	0	0	0	
Oakland	31	162	20	1	1	3	3t	1		5	29	12	0		Inactive (knee)				
@San Diego	24	74	18	0	0	0	0	0		1	4	4	0		0	0	0	0	
Kansas City	24	88	21	3	0	0	0	0		0	0	0	0		0	0	0	0	
@N.Y. Giants	28	147	27t	1	0	0	0	0		0	0	0	0		2	11	16	0	
@Miami	16	29	9	0	0	0	0	0		1	0	0	0		0	0	0	0	
Seattle	29	178	21	0	0	0	0	0		7	9	6	0		0	0	0	0	
TOTAL	392	2,008	70	21	9	31	8	1		53	161	12	2		4	13	16	0	

ELWAY					BRISTER					R. SMITH					GRIESE				
Game	Att.	Yds.	LG	TD	Att.	Yds.	LG	TD		Att.	Yds.	LG	TD		Att.	Yds.	LG	TD	
New England	5	12	13	0	Did Not Play					0	0	0	0		Inactive (3rd QB)				
Dallas	1	1	1t	1	1	2	2	0		0	0	0	0		Inactive (3rd QB)				
@Oakland	0	0	0	0	5	38	15	0		0	0	0	0		Inactive (3rd QB)				
@Washington	Did Not Play (hamstring)				4	6	4	0		1	37	37	0		Inactive (3rd QB)				
Philadelphia	Did Not Play (hamstring)				1	11	11	0		1	9	9	0		4	-4	0	0	
@Seattle	4	-6	0	0	Did Not Play					0	0	0	0		Inactive (3rd QB)				
Jacksonville	2	16	13	0	Did Not Play					1	8	8	0		Inactive (3rd QB)				
@Cincinnati	1	-1	-1	0	Did Not Play					0	0	0	0		Inactive (3rd QB)				
San Diego	0	0	0	0	2	-2	-1	0		0	0	0	0		Inactive (3rd QB)				
@Kansas City	Inactive—3rd QB (ribs)				6	47	38t	1		1	7	7	0		Inactive (3rd QB)				
Oakland	4	2	5	0	Did Not Play					0	0	0	0		Did Not Play				
@San Diego	4	6	8	0	Did Not Play					1	12	12	0		Inactive (3rd QB)				
Kansas City	4	5	8	0	Did Not Play					0	0	0	0		Inactive (3rd QB)				
@N.Y. Giants	3	12	11	0	Did Not Play					0	0	0	0		Inactive (3rd QB)				
@Miami	5	39	16	0	0	0	0	0		1	-10	-10	0		Inactive (3rd QB)				
Seattle	4	8	11	0	Did Not Play					0	0	0	0		Inactive (3rd QB)				
TOTAL	37	94	16	1	19	102	38t	1		6	63	37	0		4	-4	0	0	

T. Rouen has one rushing attempt for 0 yds., vs. Kansas City, 12/6 (mishandled snap from center on a punt; fumble)



1998 INDIVIDUAL GAME-BY-GAME STATISTICS — RECEIVING

McCAFFREY					SHARPE					R. SMITH					GREEN				
Game	Rec.	Yds.	LG	TD	Rec.	Yds.	LG	TD		Rec.	Yds.	LG	TD		Rec.	Yds.	LG	TD	
New England	7	97	44	0	5	51	20	1		6	57	18	0		0	0	0	0	
Dallas	5	117	38	0	6	97	38t	2		4	76	38	0		1	4	4	0	
@Oakland	5	44	13t	2	3	44	23	0		4	67	36	0		0	0	0	0	
@Washington	4	74	41	1	6	69	21	0		2	13	7	0		0	0	0	0	
Philadelphia	2	60	48	1	6	46	13	1		7	95	31t	2		0	0	0	0	
@Seattle	1	5	5	0	2	31	19t	1		8	136	50t	1		0	0	0	0	
Jacksonville	3	92	41t	1	4	61	20	0		6	51	11	0		0	0	0	0	
@Cincinnati	7	133	33	1	3	35	17	0		1	17	17	0		1	17	17t	1	
San Diego	9	133	32	1	5	53	24	0		5	36	12	0		0	0	0	0	
@Kansas City	1	19	19	0	3	56	22	0		5	50	20	0		1	3	3	0	
Oakland	Inactive (hamstring)				3	41	24	1		6	95	28t	1		2	17	12	0	
@San Diego	5	74	37t	2	3	31	18t	1		8	101	21	1		1	14	14	0	
Kansas City	6	103	48	1	1	24	24t	1		8	165	58	0		1	50	50	0	
@N.Y. Giants	3	24	9	0	4	25	7	0		4	51	17	0		6	69	20	0	
@Miami	3	42	21	0	4	36	15	0		3	54	35	0		1	4	4	0	
Seattle	3	36	22	0	6	68	17t	2		9	158	36	1		2	16	9	0	
TOTAL	64	1,053	48	10	64	768	38t	10		86	1,222	58	6		16	194	50	1	

ARMOUR					CARSWELL					CHAMBERLAIN					NASH				
Game	Rec.	Yds.	LG	TD	Rec.	Yds.	LG	TD		Rec.	Yds.	LG	TD		Rec.	Yds.	LG	TD	
New England	1	23	23	0	0	0	0	0		1	7	7	0		Inactive (Mon.)				
Dallas	Inactive (Sun.)				0	0	0	0		1	12	12	0		0	0	0	0	
@Oakland	Inactive (Sun.)				1	15	15	0		0	0	0	0		1	30	30	0	
@Washington	0	0	0	0	0	0	0	0		0	0	0	0		Inactive (Sun.)				
Philadelphia	0	0	0	0	0	0	0	0		0	0	0	0		Inactive (Sun.)				
@Seattle	0	0	0	0	0	0	0	0		0	0	0	0		Inactive (Fri.)				
Jacksonville	0	0	0	0	1	8	8	0		0	0	0	0		Inactive (Sun.)				
@Cincinnati	0	0	0	0	0	0	0	0		0	0	0	0		Inactive (Fri.)				
San Diego	Inactive (Sun.)				0	0	0	0		0	0	0	0		0	0	0	0	
@Kansas City	Inactive (Sun.)				0	0	0	0		0	0	0	0		2	36	31	0	
Oakland	0	0	0	0	0	0	0	0		0	0	0	0		1	10	10	0	
@San Diego	Inactive (Sun.)				1	15	15	0		0	0	0	0		0	0	0	0	
Kansas City	Inactive (Sun.)				1	13	13	0		0	0	0	0		0	0	0	0	
@N.Y. Giants	Inactive (Sun.)				0	0	0	0		0	0	0	0		Did Not Play				
@Miami	Inactive (Mon.)				0	0	0	0		0	0	0	0		0	0	0	0	
Seattle	0	0	0	0	0	0	0	0		1	16	16	0		Inactive (Sun.)				
TOTAL	1	23	23	0	4	51	15	0		3	35	16	0		4	76	31	0	

	DAVIS				GRIFFITH				HEBRON				D. SMITH			
Game	Rec.	Yds.	LG	TD	Rec.	Yds.	LG	TD	Rec.	Yds.	LG	TD	Rec.	Yds.	LG	TD
New England	1	7	7	0	1	15	15	0	Inactive (Mon.)				0	0	0	0
Dallas	0	0	0	0	0	0	0	0	0	0	0	0	0	0	0	0
@Oakland	1	8	8	0	1	3	3t	1	0	0	0	0	0	0	0	0
@Washington	2	7	4	0	1	14	14t	1	1	3	3	0	0	0	0	0
Philadelphia	0	0	0	0	1	2	2	0	1	2	2	0	0	0	0	0
@Seattle	0	0	0	0	2	13	9	0	0	0	0	0	0	0	0	0
Jacksonville	5	76	35	0	2	7	4	0	0	0	0	0	0	0	0	0
@Cincinnati	1	3	3	0	Inactive (hamstring)				0	0	0	0	2	8	7	0
San Diego	2	19	15	1	0	0	0	0	0	0	0	0	0	0	0	0
@Kansas City	0	0	0	0	Inactive (knee)				0	0	0	0	1	16	16	0
Oakland	3	26	10	0	2	8	5	1	0	0	0	0	0	0	0	0
@San Diego	1	4	4	0	0	0	0	0	0	0	0	0	0	0	0	0
Kansas City	5	45	25	0	0	0	0	0	0	0	0	0	0	0	0	0
@N.Y. Giants	0	0	0	0	2	11	9	0	0	0	0	0	0	0	0	0
@Miami	2	5	8	0	1	14	14	0	0	0	0	0	0	0	0	0
Seattle	2	17	15	1	2	10	6	0	0	0	0	0	0	0	0	0
TOTAL	25	217	35	2	15	97	15	3	2	5	3	0	3	24	16	0



1998 INDIVIDUAL GAME-BY-GAME STATISTICS — PASSING

ELWAY

Game	Att.	Cmp.	Yds.	Pct.	Att.	TD	Int	LG	Sack/
									Lost
New England	34	22	257	64.7	7.56	1	0	44	1/9
Dallas	22	16	268	72.7	12.18	2	0	38	0/0
@Oakland	10	6	71	60.0	7.10	1	0	30	1/9
@Washington									Did Not Play (hamstring)
Philadelphia									Did Not Play (hamstring)
@Seattle	27	13	185	48.1	6.85	2	2	50	3/14
Jacksonville	35	21	295	60.0	8.43	1	0	41	0/0
@Cincinnati	26	15	213	57.7	8.19	2	1	33	2/11
San Diego	3	1	12	33.3	4.00	0	0	3	1/9
@Kansas City									Inactive—3rd QB (ribs)
Oakland	25	17	197	68.0	7.88	3	0	28	1/10
San Diego	34	19	239	55.9	7.03	4	3	37	1/13
Kansas City	32	22	400	68.8	12.50	2	1	58	2/17
@N.Y. Giants	36	19	180	52.8	5.00	0	1	20	3/21
@Miami	36	13	151	36.1	4.19	0	2	25	1/0
Seattle	36	26	338	72.2	9.39	4	0	36	2/22
TOTAL	356	210	2806	59.0	7.88	22	10	58	18/135

GRIESE

Game	Att.	Cmp.	Yds.	Pct.	Att.	TD	Int	LG	Sack/
									Lost
New England									Inactive—3rd Quarterback
Dallas									Inactive—3rd Quarterback
@Oakland									Inactive—3rd Quarterback
@Washington									Inactive—3rd Quarterback
Philadelphia	3	1	2	66.7	0.67	0	1	2	0/0
@Seattle									Inactive—3rd Quarterback
Jacksonville									Inactive—3rd Quarterback
@Cincinnati									Inactive—3rd Quarterback
San Diego									Inactive—3rd Quarterback
@Kansas City									Did Not Play
Oakland									Inactive—3rd Quarterback
@San Diego									Inactive—3rd Quarterback
Kansas City									Inactive—3rd Quarterback
@N.Y. Giants									Inactive—3rd Quarterback
@Miami									Inactive—3rd Quarterback
Seattle									Inactive—3rd Quarterback
TOTAL	3	1	2	33.3	0.67	0	1	2	0/0

Red Smith attempted one pass, a 14-yd. completion to John Elway vs. Oakland, 11/22/98.

SCORING

ELAM

Game	TDr	Tdp	TDr	FG	PAT	Tot
New England	0	0	0	2	3	9
Dallas	0	0	0	0	6	6
@Oakland	0	0	0	2	4	10
@Washington	0	0	0	1	5	8
Philadelphia	0	0	0	0	5	5
@Seattle	0	0	0	0	3	3
Jacksonville	0	0	0	3	4	13
@Cincinnati	0	0	0	2	3	9
San Diego	0	0	0	2	3	9
@Kansas City	0	0	0	3	3	12
Oakland	0	0	0	2	4	10
@San Diego	0	0	0	1	4	7
Kansas City	0	0	0	0	5	5
@N.Y. Giants	0	0	0	3	1	10
@Miami	0	0	0	2	1	7
Seattle	0	0	0	0	4	4
TOTAL	0	0	0	23	58	127

DAVIS

Game	TDr	Tdp	TDr	FG	2pt	Tot
New England	2	0	0	0	0	12
Dallas	3	0	0	0	0	18
@Oakland	0	0	0	0	0	0
@Washington	1	0	0	0	0	6
Philadelphia	2	0	0	0	0	12
@Seattle	1	0	0	0	0	6
Jacksonville	3	0	0	0	0	18
@Cincinnati	2	0	0	0	0	12
San Diego	1	1	0	0	0	12
@Kansas City	1	0	0	0	0	6
Oakland	1	0	0	0	0	6
@San Diego	0	0	0	0	0	0
Kansas City	3	0	0	0	0	18
@N.Y. Giants	1	0	0	0	0	6
@Miami	0	0	0	0	0	0
Seattle	0	1	0	0	0	6
TOTAL	21	2	0	0	0	138

SHARPE

Game	TDr	Tdp	TDr	FG	2pt	Tot
New England	0	1	0	0	0	6
Dallas	0	2	0	0	0	12
@Oakland	0	0	0	0	0	0
@Washington	0	0	0	0	0	0
Philadelphia	0	1	0	0	0	6
@Seattle	0	1	0	0	0	6
Jacksonville	0	0	0	0	0	0
@Cincinnati	0	0	0	0	0	0
San Diego	0	0	0	0	0	0
@Kansas City	0	0	0	0	0	0
Oakland	0	1	0	0	0	6
@San Diego	0	1	0	0	0	6
Kansas City	0	1	0	0	0	6
@N.Y. Giants	0	0	0	0	0	0
@Miami	0	0	0	0	0	0
Seattle	0	2	0	0	0	12
TOTAL	0	10	0	0	0	60

BRISTER

Game	Att.	Cmp.	Yds.	Pct.	Att.	TD	Int	LG	Sack/
									Lost
New England									Did Not Play
Dallas	1	1	38	100.0	38.00	0	0	38	0/0
@Oakland	17	10	140	58.8	8.24	2	1	36	1/9
@Washington	24	16	180	66.7	7.50	2	0	41	0/0
Philadelphia	29	16	203	55.2	7.00	4	1	48	2/13
@Seattle									Did Not Play
Jacksonville									Did Not Play
@Cincinnati									Did Not Play
San Diego									Did Not Play
@Kansas City	33	20	229	60.6	6.94	2	1	32	2/15
Oakland	23	13	180	56.5	7.83	0	0	31	1/6
San Diego									Did Not Play
Kansas City									Did Not Play
@N.Y. Giants									Did Not Play
@Miami	4	2	16	50.0	4.00	0	0	12	1/6
Seattle									Did Not Play
TOTAL	131	78	986	59.5	7.53	10	3	48	7/49



1998 INDIVIDUAL GAME-BY-GAME STATISTICS — SCORING, CONT.

ELWAY

Game	TDr	Tdp	TDr	FG	2pt	Tot
New England	0	0	0	0	0	0
Dallas	1	0	0	0	0	6
@Oakland	0	0	0	0	0	0
@Washington						Did Not Play (hamstring)
Philadelphia						Did Not Play (hamstring)
@Seattle	0	0	0	0	0	0
Jacksonville	0	0	0	0	0	0
@Cincinnati	0	0	0	0	0	0
San Diego	0	0	0	0	0	0
@Kansas City						Inactive—3rd QB (ribs)
Oakland	0	0	0	0	0	0
San Diego	0	0	0	0	0	0
Kansas City	0	0	0	0	0	0
@N.Y. Giants	0	0	0	0	0	0
@Miami	0	0	0	0	0	0
Seattle	0	0	0	0	0	0
TOTAL	1	0	0	0	0	6

MCCAFFREY

Game	TDr	Tdp	TDr	FG	2pt	Tot
New England	0	0	0	0	0	0
Dallas	0	0	0	0	0	0
@Oakland	0	2	0	0	0	12
@Washington	0	1	0	0	0	6
Philadelphia	0	1	0	0	0	6
@Seattle	0	0	0	0	0	0
Jacksonville	0	1	0	0	0	6
@Cincinnati	0	1	0	0	0	6
San Diego	0	1	0	0	0	6
@Kansas City						Inactive (hamstring)
Oakland	0	2	0	0	0	12
San Diego	0	1	0	0	0	6
Kansas City	0	0	0	0	0	0
@N.Y. Giants	0	0	0	0	0	0
@Miami	0	0	0	0	1	2
Seattle	0	0	0	0	0	0
TOTAL	0	10	0	0	1	62

GRIFFITH

Game	TDr	Tdp	TDr	FG	2pt	Tot
New England	0	0	0	0	0	0
Dallas	0	0	0	0	0	0
@Oakland	0	1	0	0	0	6
@Washington	0	1	0	0	0	6
Philadelphia	0	0	0	0	0	0
@Seattle	0	0	0	0	0	0
Jacksonville	0	0	0	0	0	0
@Cincinnati						Inactive (hamstring)
San Diego	0	0	0	0	0	0
@Kansas City						Inactive (knee)
Oakland	0	1	0	0	0	6
San Diego	0	0	0	0	0	0
Kansas City	0	0	0	0	0	0
@N.Y. Giants	0	0	0	0	0	0
@Miami	0	0	0	0	0	0
Seattle	0	0	0	0	0	0
TOTAL	0	3	0	0	0	18

CROCKETT

Game	TDr	Tdp	TDr	FG	2pt	Tot
New England	0	0	0	0	0	0
Dallas	0	0	0	0	0	0
@Oakland	0	0	1	0	0	6
@Washington	0	0	0	0	0	0
Philadelphia	0	0	0	0	0	0
@Seattle	0	0	0	0	0	0
Jacksonville	0	0	0	0	0	0
@Cincinnati	0	0	0	0	0	0
San Diego	0	0	0	0	0	0
@Kansas City	0	0	0	0	0	0
Oakland	0	0	0	0	0	0
@San Diego	0	0	0	0	0	0
Kansas City	0	0	0	0	0	0
@N.Y. Giants	0	0	0	0	0	0
@Miami	0	0	0	0	0	0
Seattle	0	0	0	0	0	0
TOTAL	0	0	1	0	0	6

GORDON

Game	TDr	Tdp	TDr	FG	2pt	Tot
New England	0	0	0	0	0	0
Dallas	0	0	0	0	0	0
@Oakland	0	0	1	0	0	6
@Washington	0	0	1	0	0	6
Philadelphia	0	0	0	0	0	0
@Seattle	0	0	0	0	0	0
Jacksonville	0	0	0	0	0	0
@Cincinnati	0	0	0	0	0	0
San Diego	0	0	0	0	0	0
@Kansas City	0	0	0	0	0	0
Oakland	0	0	0	0	0	0
@San Diego	0	0	0	0	0	0
Kansas City	0	0	0	0	0	0
@N.Y. Giants	0	0	0	0	0	0
@Miami	0	0	0	0	0	0
Seattle	0	0	0	0	0	0
TOTAL	0	0	1	0	0	6

LOVILLE

Game	TDr	Tdp	TDr	FG	2pt	Tot
New England	0	0	0	0	0	0
Dallas	0	0	0	0	0	0
@Oakland	0	0	0	0	0	0
@Washington	1	0	0	0	0	6
Philadelphia	0	0	0	0	0	0
@Seattle	0	0	0	0	0	0
Jacksonville	0	0	0	0	0	0

1998 INDIVIDUAL GAME-BY-GAME STATISTICS — RETURNS

KICKOFF RETURNS

Game	HEBRON					LOVILLE					GORDON					COGHILL				
	No.	Yds.	Avg.	LG	TD	No.	Yds.	Avg.	LG	TD	No.	Yds.	Avg.	LG	TD	No.	Yds.	Avg.	LG	TD
New England						3	52	17.3	21	0	3	53	17.7	30	0	0	0	0	0	0
Dallas	1	35	35.0	35	0	0	0	0	0	0	2	19	9.5	18	0	0	0	0	0	0
@ Oakland	2	47	23.3	24	0	0	0	0	0	0	2	-6	-3.0	0	0	0	0	0	0	0
@ Washington	2	66	33.0	44	0	1	18	18.0	18	0	1	13	13.0	13	0	0	0	0	0	0
Philadelphia	3	48	16.0	17	0	0	0	0	0	0	5	54	10.8	22	0	0	0	0	0	0
@ Seattle	4	88	22.0	29	0	0	0	0	0	0	5	88	17.6	36	0	0	0	0	0	0
Jacksonville	4	110	27.5	39	0	1	10	10.0	10	0	1	10	10.0	10	0	0	0	0	0	0
@ Cincinnati	6	161	26.8	38	0	0	0	0	0	0	3	22	7.3	15	0	0	0	0	0	0
San Diego	1	15	15.0	15	0	0	0	0	0	0	1	9	9.0	9	0	0	0	0	0	0
@ Kansas City	2	45	22.5	24	0	0	0	0	0	0	4	32	8.0	16	0	0	0	0	0	0
Oakland	2	46	23.0	27	0	0	0	0	0	0	2	44	22.0	44	0	0	0	0	0	0
@ San Diego	3	113	37.7	57	0	0	0	0	0	0	3	33	11.0	15	0	0	0	0	0	0
Kansas City	6	147	24.5	42	0	0	0	0	0	0	0	0	0	0	0	0	0	0	0	0
@ N.Y. Giants	3	71	23.7	29	0	0	0	0	0	0	1	8	8.0	8	0	1	8	8.0	8	0
@ Miami	4	158	39.5	95	1	1	25	25.0	25	0	0	0	0	0	0	2	12	6.0	8	0
Seattle	3	66	22.0	29	0	0	0	0	0	0	0	0	0	0	0	3	20	6.7	10	0
TOTAL	46	1216	26.4	95	1	6	105	17.5	25	0	34	379	11.1	44	0	0	0	0	0	0

D. Smith returned one kickoff for 21 yards vs. Dallas (9/13/98); one for 15 yds. at Oakland (9/20/98) and one for 15 yds. at Miami (12/21/98); **Total: 3-51-17.0-21LG.**

K. Burns returned two kickoffs for 17 yds. (long of 17) at N.Y. Giants (12/13/98); **Total: 2-17-8.5-17LG.**

M. Tanuvasa returned one kickoff for 13 yards vs. Oakland (11/22/98); **Total: 1-13-13.0-13LG.**

T. Paul returned one punt for 0 yds. vs. San Diego (11/8/98); **Total 1-0-0.0.**

SCORE BY PERIOD

Game	BRONCOS					OPPONENT					Final	Record
	1	2	3	4	OT	1	2	3	4	OT		
New England	10	7	3	7	—	0	7	7	7	—	27-21	1-0
Dallas	21	14	0	7	—	7	10	3	3	—	42-23	2-0
@ Oakland	7	10	7	10	—	0	10	7	0	—	34-17	3-0
@ Washington	7	10	14	7	—	0	7	3	6	—	38-16	4-0
Philadelphia	28	7	6	0	—	0	2	0	14	—	41-16	5-0
@ Seattle	14	0	0	7	—	0	7	3	6	—	21-16	6-0
Jacksonville	3	24	0	10	—	3	7	7	7	—	37-24	7-0
@ Cincinnati	3	3	7	20	—	3	9	0	14	—	33-26	8-0
San Diego	7	13	7	0	—	0	0	0	10	—	27-10	9-0
@ Kansas City	14	6	3	7	—	0	7	0	0	—	30-7	10-0
Oakland	3	14	0	23	—	0	7	7	0	—	40-14	11-0
@ San Diego	14	7	7	3	—	10	0	0	6	—	31-16	12-0
Kansas City	7	14	0	14	—	21	0	7	3	—	35-31	13-0
@ N.Y. Giants	3	3	3	7	—	3	7	0	10	—	16-20	13-1
@ Miami	3	10	0	8	—	0	7	14	10	—	21-31	13-2
Seattle	0	14	7	7	—	7	0	0	14	—	28-21	14-2
Total	144	156	64	137	—	54	87	58	110	—	501-309	14-2

FIELD GOALS / PUNTING

Game	ELAM							ROUEN			
	1-19	20-29	30-39	40-49	50-59	60+	Total	No.	Yds.	Avg.	LG
New England	0/0	0/0	0/0	1/1	1/1	0/0	2/2	4	182	45.5	0
Dallas	0/0	0/0	0/0	0/0	0/0	0/0	0/0	2	95	47.5	1
@ Oakland	0/0	0/0	2/2	0/0	0/0	0/0	2/2	5	272	54.4	1
@ Washington	0/0	0/0	1/1	0/0	0/0	0/0	1/1	5	249	49.8	2
Philadelphia	0/0	0/0	0/0	0/0	0/0	0/0	0/0	5	234	46.8	1
@ Seattle	0/0	0/0	0/0	0/0	0/0	0/0	0/0	7	320	45.7	0
Jacksonville	0/0	0/0	2/2	0/0	0/0	1/1	3/3	3	125	41.7	0
@ Cincinnati	0/0	0/0	2/2	0/0	0/0	0/0	2/2	3	140	46.7	1
San Diego	0/0	1/1	1/1	0/0	0/0	0/0	2/2	5	232	46.4	2
@ Kansas City	0/0	0/0	1/1	2/2	0/0	0/0	3/3	4	162	40.5	0
Oakland	0/0	1/1	1/1	0/0	0/0	0/0	2/2	3	131	43.7	0
@ San Diego	0/0	0/0	1/1	0/0	0/0	0/0	1/1	5	235	47.0	1
Kansas City	0/0	0/0	0/1	0/0	0/0	0/0	0/1	3	138	46.0	0
@ N.Y. Giants	0/0	1/1	2/2	0/0	0/0	0/0	3/3	3	154	51.3	1
@ Miami	0/0	0/0	0/0	1/2	1/1	0/0	2/3	7	329	47.0	0
Seattle	0/0	0/0	0/0	0/1	0/1	0/0	0/2	2	99	49.5	0
TOTAL	0/0	3/3	13/14	4/6	2/3	1/1	23/27	66	3,097	46.9	10

1998 INDIVIDUAL GAME-BY-GAME STATISTICS — DEFENSE

Game	ATWATER					BRAXTON					BROWN, E.					BURNS				
	UT	A	TT	S-Yds	I-Yds	UT	A	TT	S-Yds	I-Yds	UT	A	TT	S-Yds	I-Yds	UT	A	TT	S-Yds	I-Yds
New Eng.	3	1	4	-	-	3	1	4	-	-	2	5	7	-	-	1	0	1	-	-
Dallas	2	1	3	-	-	2	0	2	-	-	2	2	4	-	-	Special Teams Only				
@ Oakland	3	1	4	-	-	2	1	3	-	-	2	2	4	-	-	Special Teams Only				
@ Wash.	5	0	5	-	-	6	2	8	-	-	2	1	3	-	-	3	1	4	-	-
Phila.	2	3	5	-	-	2	1	3	-	-	1	0	1	-	-	1	1	2	-	-
@ Seattle	7	1	8	-	-	3	1	4	-	-	3	1	4	-	-	Special Teams Only				
Jacksonville	3	2	5	-	-	1	2	3	-	-	1	1	2	-	-	Special Teams Only				
@ Cincinnati	4	1	5	-	-	3	0	3	-	-	9	1	10	-	-	1	0	1	-	-
San Diego	3	1	4	-	-	1	0	1	-	-	3	0	3	-	-	Special Teams Only				
@ K.C.	1	4	5	-	-	3	0	3	-	-	3	1	4	-	-	Special Teams Only				
Oakland	3	2	5	-	-	4	0	4	-	-	Inactive (Sun.)—groin					Special Teams Only				
@ S. Diego	3	1	4	-	-	5	1	6	-	-	Inactive (Sun.)—groin					Special Teams Only				
Kansas City	2	4	6	-	-	3	2	5	-	-	Inactive (Sun.)—groin					Special Teams Only				
@ N.Y.G.	4	3	7	-	-	4	2	6	-	-	Inactive (Sun.)—groin					Special Teams Only				
@ Miami	5	4	9	-	1-4	1	0	1	-	-	1	0	1	-	-	Special Teams Only				
Seattle	5	1	6	-	-	0	1	1	-	-	Inactive (Fri.)—groin					Special Teams Only				
Total	55	30	85	0-0	1-4	43	14	57	0-0	1-72	29	14	43	0-0	0-0	6	2	8	0-0	0-0


	CADREZ					COGHILL					CROCKETT					GORDON				
Game	UT	A	TT	S-Yds	I-Yds	UT	A	TT	S-Yds	I-Yds	UT	A	TT	S-Yds	I-Yds	UT	A	TT	S-Yds	I-Yds
New Eng.	7	1	8	-	-	Inactive (Mon.)					2	1	3	-	-	3	0	3	-	-
Dallas	3	0	3	-	-	Inactive (Sun.)					8	0	8	-	-	2	1	3	-	-
@ Oakland	4	1	5	-	-	Inactive (Sun.)					5	0	5	-	2-105	2	2	4	-	-
@ Wash.	5	3	8	1-8	-	Inactive (Fri.)					2	1	3	-	-	1	0	1	-	1-55
Phila.	6	1	7	1-2	-	Inactive (Fri.)					3	1	4	-	-	4	0	4	-	-
@ Seattle	9	1	10	-	1-6	Special Teams Only					2	0	2	-	-	3	0	3	-	-
Jacksonville	3	1	4	1-8	-	Inactive (Sun.)					2	1	3	0.5-2.5	-	1	1	2	-	-
@ Cincinnati	7	4	11	-	-	Special Teams Only					3	0	3	-	-	7	1	8	-	-
San Diego	1	2	3	-	-	Inactive (Sun.)					3	1	4	-	-	3	1	4	-	1-36
@ K.C.	7	5	12	-	-	2	0	2	-	-	4	0	4	-	-	4	1	5	-	-
Oakland	3	2	5	-	-	Inactive (Sun.)					4	0	4	-	1-0	3	2	5	-	-
@ S. Diego	5	3	8	1-2	-	3	1	4	-	1-20	6	0	6	-	-	3	1	4	-	2-34
Kansas City	4	0	4	-	-	Inactive (Sun.)					8	1	9	-	-	9	1	10	-	-
@ N.Y.G.	6	1	7	-	-	0	1	1	-	-	3	0	3	-	-	9	1	10	-	-
@ Miami	3	3	6	-	-	3	1	4	-	-	3	1	4	-	-	5	1	6	-	-
Seattle	3	1	4	-	1-5	1	0	1	-	-	3	0	3	-	-	2	0	2	-	-
Total	76	29	105	4-20	2-11	9	3	12	-	1-20	61	7	68	0.5-2.5	3-105	61	13	74	0-0	4-125

1998 INDIVIDUAL GAME-BY-GAME STATISTICS — DEFENSE

	JOYNER					LODISH					MOBLEY					PAUL				
Game	UT	A	TT	S-Yds	I-Yds	UT	A	TT	S-Yds	I-Yds	UT	A	TT	S-Yds	I-Yds	UT	A	TT	S-Yds	I-Yds
New Eng.																				
Dallas																				
@ Oakland																				
@ Wash.	3	1	4	-	-															
Phila.	1	2	3	-	-	2	0	2	1-7	-										
@ Seattle	-	-	-	-	-	1	0	1	-	-										
Jacksonville	-	-	-	-	-	0	2	2	-	-										
@ Cincinnati						1	0	1	1-4	-										
San Diego	1	0	1	-	-	0	1	1	-	-										
@ K.C.																				
Oakland						1	0	1	-	-										
@ S. Diego						1	1	2	-	-										
Kansas City																				
@ N.Y.G.						0	1	1	-	-										
@ Miami	1	0	1	-	-															
Seattle																				
Total	6	3	9	0-0	0-0	7	7	14	2-11	0-0	105	27	132	1-7	1-(-2)	5	0	5	0-0	0-0

PRYCE						ROMANOWSKI						SMITH, N.						TANUVASA					
Game	UT	A	TT	S-Yds	I-Yds	UT	A	TT	S-Yds	I-Yds	UT	A	TT	S-Yds	I-Yds	UT	A	TT	S-Yds	I-Yds			
New Eng.	3	2	5	-	-	9	3	12	2-22	-	2	2	4	-	-	2	0	2	1-9	-			
Dallas	4	1	5	-	-	4	1	5	-	-	2	0	2	-	-	2	0	2	-	-			
@Oakland	3	1	4	1-7	-	5	2	7	1-11	1-18	1	0	1	-	-	6	0	6	1-7	-			
@Wash.	3	0	3	-	1-1	3	1	4	1-2	-	3	0	3	1-7	-	1	0	1	-	-			
Phila.	3	0	3	1-4	-	0	1	1	-	-	2	3	5	1-7	-	2	0	2	-	-			
@Seattle	1	0	1	1-7	-	3	2	5	-	-	3	0	3	-	-	5	2	7	1-5	-			
Jacksonville	6	0	6	2-17	-	6	1	7	1.5-11.5	-	1	0	1	1-20	-	2	0	2	-	-			
@Cincinnati	6	2	8	-	-	4	1	5	-	-	2	2	4	-	-	3	0	3	-	-			
San Diego	1	0	1	-	-	3	1	4	-	-	1	3	4	-	-	2	0	2	1-3	-			
@K.C.	2	1	3	1-10	-	5	4	9	-	1-4	2	2	4	-	-	4	1	5	2-23	-			
Oakland	3	0	3	1-2	-	5	0	5	1-8	-	1	0	1	-	1-2	5	1	6	1-7	-			
@S. Diego	1	2	3	-	-	7	1	8	-	-	2	1	3	-	-	3	2	5	-	-			
Kansas City	3	1	4	-	-	6	2	8	1-2	-	2	0	2	1-4	-	1	0	1	1-7	-			
@N.Y.G.	2	0	2	0.5-5.5	-	3	0	3	-	-	1	0	1	-	-	7	0	7	0.5-5.5	-			
@Miami	5	0	5	-	-	3	1	4	-	-	Inactive (Mon.)—abdomen						1	0	1	-	-		
Seattle	2	1	3	1-4	-	5	3	8	-	-	Inactive (Fri.)—abdomen						1	0	1	-	-		
Total	48	11	59	8.5-56.5	1-1	71	24	95	7.5-56.5	2-22	25	13	38	4-38	1-2	47	6	53	8.5-66.5	0-0			

TRAYLOR						WASHINGTON						WAYNE						WILLIAMS							
Game	UT	A	TT	S-Yds	I-Yds	UT	A	TT	S-Yds	I-Yds	UT	A	TT	S-Yds	I-Yds	UT	A	TT	S-Yds	I-Yds	UT	A	TT	S-Yds	I-Yds
New Eng.	1	0	1	-	-	2	0	2	-	-	Inactive (Sat.)														
Dallas	-	-	-	-	-	2	0	2	1-0	-	Inactive (Fri.)														
@Oakland				Inactive (Sun.)		1	0	1	-	-	Inactive (Fri.)														
@Wash.	5	0	5	-	-	1	0	1	-	-	Inactive (Fri.)														
Phila.	4	0	4	1-7	-	1	1	2	-	-	Inactive (Fri.)														
@Seattle	1	0	1	-	-	2	0	2	-	-	Special Teams Only														
Jacksonville	2	0	2	-	-	1	0	1	-	-		Inactive (Fri.)													
@Cincinnati	4	1	5	-	-	1	0	1	-	-	Inactive (Sun.)														
San Diego	4	2	6	-	-	2	2	4	-	-	Inactive (Fri.)														
@K.C.	4	0	4	1-1	-	1	2	3	-	-	Inactive (Mon.)														
Oakland	1	3	4	-	-	2	0	2	1-8	-	Inactive (Fri.)														
@S. Diego	1	1	2	-	-	2	1	3	-	-	Inactive (Fri.)														
Kansas City	4	1	5	-	-	3	0	3	-	-	Inactive (Fri.)														
@N.Y.G.	2	0	2	-	-	4	0	4	-	-	Inactive (Fri.)														
@Miami	5	0	5	-	-	1	0	1	-	-	Inactive (Sat.)														
Seattle	2	1	3	-	-	1	0	1	-	-	Inactive (Sun.)														
Total	40	10	49	2-8	0-0	27	6	33	2-8	0-0	0	0	0	0-0	0-0	11	8	19	3-24	0-0					



Shannon Sharpe
Seven-Time Pro Bowl Selection

1998 GAME SUMMARIES — WEEK-BY-WEEK

1 DENVER 27, NEW ENGLAND 21

Sept. 7, 1998 • Mile High Stadium • Denver



Weather: Clear, 84°, Wind NE 6 mph • Attendance: 74,745 • Time: 3:00

The Broncos opened defense of their World Championship with a 27-21 victory over the New England Patriots in front of a national television audience on Monday Night Football and 74,745 screaming fans who forced the Patriots to use all three of their second-half timeouts by the midpoint of the third quarter.

Denver opened the contest with a bang, as John Elway completed a 44-yard bomb to Ed McCaffrey on the game's first play from scrimmage, leading to a 53-yard field goal by Jason Elam. The Broncos ended the first quarter with a seven-play, 49-yard drive, culminating in a 12-yard TD hookup between Elway and TE Shannon Sharpe. Sharpe went over the 6,000-yard receiving plateau during the contest, becoming just the third Bronco to reach that lofty total and the fourth tight end in NFL history to do so.

In the second quarter, RB Terrell Davis scored his first TD of the season from nine yards out to give Denver a 17-0 lead — a lead that shrunk to 17-7 by the half and to 17-14 early in the third quarter, due in large part to the outstanding play of Patriots QB Drew Bledsoe (20-32, 289 yds., 2 TDs). But three sacks from the Denver defense — two of which came from LB Bill Romanowski — kept the Pats from getting any closer.

Another Elam field goal and another Davis TD run (this one from one-yard out) gave the Broncos a 27-14 advantage en route to a 27-21 win — their 17th consecutive at home in the regular season and their fourth straight on opening day, both of which set franchise records. It was Mike Shanahan's sixth straight win as a head coach on opening day. Denver also improved to 24-13-1 in openers, the best record in AFC history on opening day.

During the contest, Davis (22 carries for 75 yards and 2 TDs) moved into third place all-time in rushing yards by a Bronco, passing Otis Armstrong (4,453). Elway finished the game completing 22 of 34 passes for 257 yards and a touchdown, while Ed McCaffrey led all receivers with seven grabs for 97 yards. McCaffrey also made the biggest play of the fourth quarter, as he recovered the New England onside kick attempt with 1:57 remaining in the contest.

OFFICIALS

Referee — Jerry Markbreit (9); Umpire — Ed Fickick (57); Head Linesman — Terry Gierke (72); Line Judge — Mark Steinkerchner (84); Field Judge — Bob McGrath (35); Side Judge — Don Carlsen (39); Back Judge — Don Hakes (96)

STARTING LINEUPS

New England Patriots										Denver Broncos									
Offense					Defense					Offense					Defense				
WR 84	S. Jefferson	LDE 92	F. Collins	WR 80	R. Smith	LE 77	T. Jones	LT 94	K. Traylor	WR 80	R. Smith	LE 77	T. Jones	LT 94	K. Traylor	WR 80	R. Smith	LE 77	T. Jones
LT 78	B. Armstrong	LDT 90	C. Eaton	LT 77	T. Jones	LT 94	K. Traylor	LT 94	K. Traylor	LT 77	T. Jones	LT 94	K. Traylor	LT 94	K. Traylor	LT 77	T. Jones	LT 94	K. Traylor
LG 68	M. Lane	RTD 95	H. Thomas	LG 69	M. Schlereth	RT 93	T. Pryce	RT 93	T. Pryce	LG 69	M. Schlereth	RT 93	T. Pryce	RT 93	T. Pryce	LG 69	M. Schlereth	RT 93	T. Pryce
C 64	D. Wohlabaugh	RDE 55	W. McGinest	C 66	T. Nalen	RE 98	M. Tanuvasa	RE 98	M. Tanuvasa	C 66	T. Nalen	RE 98	M. Tanuvasa	RE 98	M. Tanuvasa	C 66	T. Nalen	RE 98	M. Tanuvasa
RG 71	T. Rucci	WLB 53	C. Slade	RG 62	D. Neil	WLB 51	J. Mobley	RG 62	D. Neil	RG 71	T. Rucci	WLB 53	C. Slade	RG 62	D. Neil	RG 71	T. Rucci	WLB 53	C. Slade
RT 77	Z. Moss	MLB 52	T. Johnson	RT 74	H. Swayne	MLB 59	G. Cadrez	RT 74	H. Swayne	RT 77	Z. Moss	MLB 52	T. Johnson	RT 74	H. Swayne	MLB 59	G. Cadrez	RT 74	H. Swayne
TE 87	B. Coates	SLB 59	T. Collins	TE 84	S. Sharpe	SLB 53	B. Romanowski	TE 84	S. Sharpe	TE 87	B. Coates	SLB 59	T. Collins	TE 84	S. Sharpe	SLB 53	B. Romanowski	TE 84	S. Sharpe
WR 88	T. Glenn	LCB 24	T. Law	WR 87	E. McCaffrey	LCB 39	R. Crockett	WR 87	E. McCaffrey	WR 88	T. Glenn	LCB 24	T. Law	WR 87	E. McCaffrey	LCB 39	R. Crockett	WR 87	E. McCaffrey
QB 11	D. Bledsoe	RCB 26	C. Canty	QB 7	J. Elway	SS 21	D. Gordon	QB 7	J. Elway	QB 11	D. Bledsoe	RCB 26	C. Canty	QB 7	J. Elway	SS 21	D. Gordon	QB 7	J. Elway
HB 23	S. Shaw	SS 36	L. Milloy	HB 30	T. Davis	SS 26	E. Brown	HB 30	T. Davis	HB 23	S. Shaw	SS 36	L. Milloy	HB 30	T. Davis	SS 26	E. Brown	HB 30	T. Davis
FB 30	T. Carter	FS 32	W. Clay	FB 29	H. Griffith	FS 27	S. Atwater	FB 29	H. Griffith	FB 30	T. Carter	FS 32	W. Clay	FB 29	H. Griffith	FS 27	S. Atwater	FB 29	H. Griffith

DENVER SUBSTITUTIONS: K 1 J. Elam, P 16 T. Rouen, CB 20 T. Jamies, CB 25 D. Johnson, CB 28 T. Paul, RB 31 D. Loville, S 34 T. Braxton, RB 37 A. Lynn, FB 42 D. Smith, LB 56 K. Burns, DE 72 E. Jones, T 78 M. Lapsis, G 79 C. Banks, WR 83 J. Armour, WR 85 W. Green, TE 86 B. Chamberlain, TE 89 D. Carwell, DE 95 M. Washington, DE 96 H. Hasselbach, DT 97 M. Lodish, LB 99 S. Joyner, DT 100 T. Braxton, CB 60 K. C. Jones, INACTIVE: QB 14 B. Griese, RB 22 V. Hebron, S 48 G. Coghill, LB 54 N. Wayne, G 63 D. Diaz-Infante, T 70 T. Teague, DE 73 C. Brown, WR 82 M. Nash.

FIELD GOALS (made () & missed)

A. Vinatieri		39WR 37B		J. Elam		(53) (42)	
VISITOR	HOME	NEW ENGLAND PATRIOTS	DENVER BRONCOS	1	2	3	4
				0	7	7	7
				10	7	3	7
							OT
							TOTAL
							21

FINAL BRONCOS DEFENSIVE STATISTICS

(Based on coaches' film review)

Player	UT	A	TT	PD	FF	FR	S-yds	I-yds	Player	UT	A	TT	PD	FF	FR	S-yds	I-yds
B. Romanowski	9	3	12	0	1	0	2-22	0-0	H. Hasselbach	2	0	2	0	0	0	0-0	0-0
G. Cadrez	7	1	8	0	1	0	0-0	0-0	D. Johnson	2	0	2	0	0	0	0-0	0-0
E. Brown	2	5	7	0	0	0	0-0	0-0	M. Tanuvasa	2	0	2	0	0	0	0-0	0-0
J. Mobley	4	2	6	0	0	0	0-0	0-0	M. Washington	2	0	2	0	0	0	0-0	0-0
T. Pryce	3	2	5	0	0	0	0-0	0-0	K. Burns	1	0	1	0	0	0	0-0	0-0
S. Atwater	3	1	4	1	0	0	0-0	0-0	K. Traylor	1	0	1	0	0	0	0-0	0-0
T. Braxton	3	1	4	0	0	0	0-0	0-0	E. Jones	0	0	0	0	0	0	0-0	0-0
N. Smith	2	2	4	0	0	0	0-0	0-0	M. Lodish	0	0	0	0	0	0	0-0	0-0
D. Gordon	3	0	3	0	0	0	0-0	0-0	Team Totals	48	18	66	3	2	0	3-31	0-0
R. Crockett	2	1	3	2	0	0	0-0	0-0									

FINAL INDIVIDUAL STATISTICS

New England Patriots										Denver Broncos																						
RUSHING					PASSING					RUSHING					PASSING																	
	ATT	YDS	AVG	LG	TD		ATT	YDS	AVG	LG	TD		ATT	YDS	AVG	LG	TD		ATT	YDS	AVG	LG	TD									
R. Edwards	13	50	3.8	15	1	T. Davis	22	75	3.4	9	2	T. Davis	22	257	11.7	22	75	3.4	9	2	0	0	0									
S. Shaw	7	25	3.6	12	0	J. Elway	5	12	2.4	13	0	J. Elway	34	22	257	11.7	22	75	3.4	9	2	0	0									
D. Bledsoe	3	3	1.0	2	0	H. Griffith	2	2	1.0	2	0	H. Griffith	34	22	257	11.7	22	75	3.4	9	2	0	0									
D. Cullores	1	3	3.0	3	0	D. Loville	1	2	2.0	2	0	D. Loville	34	22	257	11.7	22	75	3.4	9	2	0	0									
Total	24	81	3.4	15	1	Total	30	91	3.0	13	2	Total	34	22	257	11.7	22	75	3.4	9	2	0	0									
PASSING					PASS RECEIVING					PASS RECEIVING					PASS RECEIVING																	
	ATT	CMP	YDS	TD	LG	IN		ATT	CMP	YDS	TD	LG	IN		ATT	CMP	YDS	TD	LG	IN		ATT	CMP	YDS	TD	LG	IN					
D. Bledsoe	32	20	289	3/31	2	55	0	E. McCaffrey	34	22	257	1/9	1	44	0	E. McCaffrey	34	22	257	1/9	1	44	0	0	0	0	0					
Total	32	20	289	3/31	2	55	0	T. Brown	34	22	257	1/9	1	44	0	T. Brown	34	22	257	1/9	1	44	0	0	0	0	0					
PASS RECEIVING					PASS RECEIVING					PASS RECEIVING					PASS RECEIVING																	
	NO	YDS	LG	TD		NO	YDS	LG	TD		NO	YDS	LG	TD		NO	YDS	LG	TD		NO	YDS	LG	TD		NO	YDS	LG	TD			
T. Brown	5	97	52	1	E. McCaffrey	7	97	44	0	R. Smith	6	57	18	0	E. McCaffrey	7	97	44	0	T. Brown	5	97	52	1	R. Smith	6	57	18	0			
T. Glenn	5	71	24	0	S. Sharpe	5	51	20	1	S. Sharpe	5	51	20	1	S. Sharpe	5	51	20	1	T. Glenn	5	71	24	0	S. Sharpe	5	51	20	1			
T. Carter	4	25	11	0	J. Armour	1	23	23	0	J. Armour	1	23	23	0	J. Armour	1	23	23	0	T. Carter	4	25	11	0	J. Armour	1	23	23	0			
S. Jefferson	2	64	55	0	H. Griffith	1	15	15	0	H. Griffith	1	15	15	0	H. Griffith	1	15	15	0	S. Jefferson	2	64	55	0	H. Griffith	1	15	15	0			
V. Brisby	1	10	10	1	B. Chamberlain	1	7	7	0	B. Chamberlain	1	7	7	0	B. Chamberlain	1	7	7	0	V. Brisby	1	10	10	1	B. Chamberlain	1	7	7	0			
B. Coates	1	9	9	0	T. Davis	1	7	7	0	T. Davis	1	7	7	0	T. Davis	1	7	7	0	B. Coates	1	9	9	0	T. Davis	1	7	7	0			
D. Cullores	1	9	9	0																D. Cullores	1	9	9	0								
L. Purnell	1	4	4	0																L. Purnell	1	4	4	0								
Total	20	289	55	2																Total	20	289	55	2								
INTERCEPTIONS					INTERCEPTIONS					INTERCEPTIONS					INTERCEPTIONS																	
	NO	YDS	LG	TD		NO	YDS	LG	TD		NO	YDS	LG	TD		NO	YDS	LG	TD		NO	YDS	LG	TD		NO	YDS	LG	TD			
Total	0	0	0	0	Total	0	0	0	0	Total	0	0	0	0	Total	0	0	0	0	Total	0	0	0	0	Total	0	0	0	0			
PUNTING					PUNTING					PUNTING					PUNTING																	
	NO	YDS	AVG	TB	IN20	LG		NO	YDS	AVG	TB	IN20	LG		NO	YDS	AVG	TB	IN20	LG		NO	YDS	AVG	TB	IN20	LG					
T. Tupa	5	255	51.0	1	0	58	T. Rouen	4	182	45.5	0	3	53	58	T. Tupa	5	255	51.0	1	0	58	T. Tupa	5	255	51.0	1	0	58				
Total	5	255	51.0	1	0	58	Total	4	182	45.5	0	3	53	58	Total	5	255	51.0	1	0	58	Total	5	255	51.0	1	0	58				
PUNT RETURNS					PUNT RETURNS					PUNT RETURNS					PUNT RETURNS																	
	NO	FC	YDS	LG	TD		NO	FC	YDS	LG	TD		NO	FC	YDS	LG	TD		NO	FC	YDS	LG	TD		NO	FC	YDS	LG	TD			
T. Brown	2	2	8	10	0	D. Gordon	3	0	53	30	0	D. Gordon	3	0	53	30	0	T. Brown	2	2	8	10	0	D. Gordon	3	0	53	30	0			
Returns	2	2	8	10	0	(DOWNED)	1	0	0	0	0	(DOWNED)	1	0	0	0	0	Returns	2	2	8	10	0	(DOWNED)	1	0	0	0	0			
						(TOUCHBACK)	1	0	0	0	0	(TOUCHBACK)	1	0	0	0	0	(Returns)	2	2	8	10	0	(TOUCHBACK)	1	0	0	0	0			
KICKOFF RETURNS					KICKOFF RETURNS					KICKOFF RETURNS					KICKOFF RETURNS																	
	NO	FC	YDS	LG	TD		NO	FC	YDS	LG	TD		NO	FC	YDS	LG	TD		NO	FC	YDS	LG	TD		NO	FC	YDS	LG	TD			
D. Cullores	5	0	170	68	0	D. Loville	3	0	52	21	0	D. Loville	3	0	52	21	0	D. Cullores	5	0	170	68	0	D. Cullores	5	0	170	68	0			
(TOUCHBACK)	1	0	0	0	0	E. McCaffrey	0	0	0	0	0	E. McCaffrey	0	0	0	0	0	(TOUCHBACK)	1	0	0	0	0	(TOUCHBACK)	1	0	0	0	0			
Returns	5	170	68	0	0	Returns	3	52	21	0	0	Returns	3	52	21	0	0	Returns	5	170	68	0	0	Returns	5	170	68	0	0			
New England Patriots					Denver Broncos					Denver Broncos					Denver Broncos																	
Fumbles	Fum	Own	Rec.	Yds	TD	FF	Opp. Rec.	Yds	TD	Out	Fumbles	Fum	Own	Rec.	Yds	TD	FF	Opp. Rec.	Yds	TD	Out	Fumbles	Fum	Own	Rec.	Yds	TD	FF	Opp. Rec.	Yds	TD	Out
D. Bledsoe	1	1	0	0	0	0	0	0	0	0	G. Cadrez	0	0	0	0	1	0	0	0	0	0	G. Cadrez	0	0	0	0	0	0	0	0	0	
R. Edwards	1	0	0	0	0	0	0	0	0	0	B. Romanowski	0	0	0	0	1	0	0	0	0	0	B. Romanowski	0	0	0	0	0	0	0	0	0	
B. Armstrong	0	1	0	0	0	0	0	0	0	0																						
Total	2	2	0	0	0	0	0	0	0	0	Total	0	0	0	0	2	0	0	0	0	0	Total	0	0	0	0	0	0	0	0	0	

FINAL TEAM STATISTICS

		VISITOR PATRIOTS	HOME BRONCOS
TOTAL FIRST DOWNS		17	20
By Rushing		7	14
By Passing		10	6
By Penalty		0	0
THIRD DOWN EFFICIENCY		7-15-47%	9-17-53%
FOURTH DOWN EFFICIENCY		1-1-100%	0-0-0%
TOTAL NET YARDS		339	339
Total Offensive Plays (inc. times thrown passing)		59	85
Average gain per offensive play		5.7	5.2
NET YARDS RUSHING		81	91
Total Rushing Plays		24	30
Average gain per rushing play		3.4	3.0
NET YARDS PASSING		258	248
Times thrown — yards lost attempting to pass		3-31	1-9
Gross yards passing		289	257
PASS ATTEMPTS-COMPLETIONS-HAD INTERCEPTED		32-20-0	34-22-0
Average gain per pass play (inc. # thrown passing)		7.4	7.1
KICKOFFS Number-In End Zone-Touchbacks		4-3-0	6-3-1
PUNTS Number and Average		5-51	4-45.5
Had Blocked		0	0
FGs — PATs Had Blocked		1-0	0-0
TOTAL RETURN YARDAGE (Not Including Kickoffs)		8	5
No. and Yards Punt Returns		2-8	3-5
No. and Yards Kickoff Returns		5-170	3-50
No. and Yards Interception Returns		0-0	0-0
PENALTIES Number and Yards		7-49	5-30
FUMBLES Number and Lost		2-0	0-0
TOUCHDOWNS		3	3
Rushing		1	1
Passing		2	2
EXTRA POINTS Made-Attempts		3-3	3-3
Kicking Made-Attempts		3-3	3-3
FIELD GOALS Made-Attempts		0-2	2-2
SAFETIES		0	1
FINAL SCORE		21	33
TIME OF POSSESSION		26:47	28:13

The Broncos improved to 2-0 for the third straight year — and the 12th time in franchise history — with an impressive 42-23 victory over the Dallas Cowboys in front of 75,013 at Mile High Stadium. The Broncos' offense dominated the day, scoring 21 points in the first quarter and 35 points in the first half (fourth-most in franchise history), en route to 515 yards of total offense (379 in the first half), the fifth-highest total in franchise history, and a franchise-record average of 9.5 yards per play.

Denver stopped the Cowboys on their initial possession, then proceeded to score on five straight first-half possessions, starting with a 38-yard touchdown from John Elway (16-22, 268 yds., 2TD) to Shannon Sharpe (6-97, 2TD). After a Dallas touchdown, Terrell Davis took over, scoring on consecutive runs of 63 and 59 yards (third- and fifth-longest of his career) to produce the seventh 100-yard half of his career (154 yds.) and the second 100-yard quarter of his career (138). Another Sharpe touchdown and an Elway one-yard TD run gave the Broncos a 35-17 halftime cushion.

Both teams slowed their pace in the second half, with Denver scoring the only TD of the half when Davis (23-191, 3TD) went over from three yards out with 7:33 to play in the contest. Dallas quarterback Troy Aikman left the game midway through the second quarter with a fractured right collarbone, and Elway, who completed better than 70% of his passes for the 18th time in his career, was forced out of the game in the fourth quarter with a strained hamstring. But by then the Broncos had the game wrapped up, securing Denver's franchise-record 18th straight regular season home victory, tying for the fourth-longest such streak in NFL history.

During the contest Sharpe moved into second place on Denver's all-time receiving yardage list and moved into a tie for fourth place on the club's all-time TD reception list. Davis' 191 rushing yards represented his fourth-highest single-game rushing total and his three rushing touchdowns tied the franchise record he already shared and moved him into second place on Denver's all-time career list. This was also his sixth consecutive game with a rushing touchdown, setting another team mark he shared with Winder. Ed McCaffrey added a career-high 117 yards on five catches.

Referee — Bernie Kukar (86); **Umpire** — Brian Balliet (48); **Head Linesman** — Gary Slaughter (30); **Line Judge** — Darryll Lewis (130); **Field Judge** — Tom Sifferman (118); **Side Judge** — Howard Slavin (29); **Back Judge** — Bill Leavy (127)

Dallas Cowboys

Offense			Defense		
WR	87	B. Davis	RE	97	K. Pittman
LT	73	L. Allen	DT	99	H. McCormack
LG	61	N. Newton	NT	95	C. Hennings
C	50	C. Shiver	DE	98	G. Ellis
RG	67	E. McIver	SLB	56	F. Godfrey
TE	79	E. Williams	MLB	55	F. Strickland
RT	89	D. LaFleur	WLB	52	D. Coakley
WR	88	M. Irvin	LCB	26	K. Smith
QB	8	T. Aikman	RCB	21	D. Sanders
FB	48	D. Johnston	FS	24	O. Stoutmire
RB	22	E. Smith	SS	28	D. Woodson

Denver Broncos

Offense			Defense		
WR	80	R. Smith	LE	90	N. Smith
LT	77	T. Jones	LT	94	K. Taylor
LG	66	M. Schiereth	RT	93	T. Pryce
C	66	T. Velen	RE	98	M. Tanuvasa
RG	62	D. Neil	MLB	51	J. Mobley
TE	74	H. Swayne	WLB	59	G. Cadrez
RT	84	S. Sharpe	LB	53	B. Romanowski
WR	87	E. McCaffray	RCB	39	R. Crockett
QB	7	J. Elway	LCB	21	D. Gordon
HB	30	T. Davis	SS	26	B. Brown
FB	29	H. Griffith	FS	27	S. Awater

DENVER SUBSTITUTIONS: K 1 J. Eiam, CB 6 B. Brister, P 16 T. Rouen, CB 20 H. Griffith, FS 26 E. Brown
T. Paul, RB 31 D. Loville, S 34 T. Braxton, RB 37 A. Lynn, FB 42 D. Smith, LB 56 K. James, RB 22 V. Hebron, CB 28 D. Johnson, CB 28
Nash, WR 85 W. Green, TE 86 C. Chamberlain, TE 87 D. Carswell, DE 95 M. Washington, DE 96 H. Hasselback, DT 97 M. Lodish, LB
99 S. Joyner, **DO NOT PLAY:** G 79 C. Banks, **INACTIVE:** QB 14 B. Griese, S 48 G. Coghill, LB 54 N. Wayne, C 60 K.C. Jones, G 63
Diaz-Inojarte, T 70 T. Teague, DE 72 E. Jones, WR 83 J. Armour.

FIELD GOALS (made (__) & missed)

R. Cunningham (30) (54) (26)		FIELD GOALS (made () & missed)					
VISITOR		1	2	3	4	OT	TOTAL
HOME	Dallas Cowboys	7	10	3	3	—	23
	Denver Broncos	21	14	0	7	—	42
	Clock						

(Based on coaches' film review)

[illegible]

Dallas Cowboys

	ATT	YDS	AVG	LG	TD
RUSHING					
E. Smith	20	93	4.7	21	1
S. Williams	4	33	8.3	24	0
T. Gowin	1	33	33.0	33	0
T. Akman	2	9	4.5	6	0
J. Garrett	2	1	0.5	2	0
D. Johnston	1	0	0.0	0	0
Total	30	169	5.6	33	1

	ATT	CMP	YDS	TD	LG	IN
PASSING						
J. Garrett	19	14	113	1/0	0	32
T. Aikman	12	5	88	0/0	1	36
Total	31	19	201	1/0	1	36

PASS RECEIVING	NO	YDS	LG	TD
M. Irvin	6	81	32	0
B. Davis	4	29	7	0
D. Johnston	3	7	7	0
E. Mills	2	42	36t	1
S. Williams	2	4	5	0
E. Bjornson	1	31	31	0
E. Smith	1	7	7	0
Total	19	201	36	1

INTERCEPTIONS	NO	YDS	LG	TD
Total	0	0	0	0

PUNTING	NO	YDS	AVG	TB	IN20	LG
T. Gowin	2	102	51.0	0	1	57
Total	2	102	51.0	0	1	57

PUNT RETURNS	NO	FC	YDS	LG	TD
(OUT OF BOUNDS)	1	0	0	0	0
(TOUCHBACK)	1	0	0	0	0

Returns	0	0	0	0	
KICKOFF RETURNS	NO	FC	YDS	LG	TD
K. Mathis	5	0	146	36	0
D. LaFleur	1	0	12	12	0
(TOUCHBACK)	1	0	0	0	0
Returns	6		158	36	0

Dallas Cowboys									
FUMBLES	Fum	Own Rec.	Yds	TD	FF	Opp. Rec.	Yds	TD	Out Bnds
Total	0	0	0	0	0	0	0	0	0

FINAL TEAM STATISTICS

	VISITOR COWBOYS	HOME BRONCOS
TOTAL FIRST DOWNS	18	21
By Rushing	10	8
By Passing	8	12
By Penalty	0	1
THIRD DOWN EFFICIENCY	7-15-47%	6-10-60%
FOURTH DOWN EFFICIENCY	2-3-67%	0-1-0%
TOTAL NET YARDS	370	515
Total Offensive Plays (inc. times thrown passing)	62	54
Average gain per offensive play	6.0	9.5
NET YARDS RUSHING	169	209
Total Rushing Plays	30	31
Average gain per rushing play	5.6	6.7
NET YARDS PASSING	201	306
Times thrown - yards lost attempting to pass	1-0	0-0
Gross yards passing	201	306
PASS ATTEMPTS-COMPLETIONS-HAD INTERCEPTED	31-19-0	23-17-0
Average gain per pass play (inc. # thrown passing)	6.3	13.3
KICKOFFS Number-In End Zone-Touchbacks	6-5-4	7-4-1
PUNTS Number and Average	2-51	2-47.5
Had Blocked	0	0
FGs - PATs Had Blocked	0-0	0-0
TOTAL RETURN YARDAGE (Not Including Kickoffs)	0	19
No. and Yards Punt Returns	0-0	2-19
No. and Yards Kickoff Returns	6-158	2-56
No. and Yards Interception Returns	0-0	0-0
PENALTIES Number and Yards	4-19	4-25
FUMBLES Number and Lost	0-0	0-0
TOUCHDOWNS	2	6
Rushing	1	4
Passing	1	2
EXTRA POINTS Made-Attempts	2-2	6-6
Kicking Made-Attempts	2-2	6-6
FIELD GOALS Made-Attempts	3-3	0-0
SAFETIES	0	0
FINAL SCORE	23	42
TIME OF POSSESSION	32:13	27:47

DENVER 34, OAKLAND 17

Sept. 20, 1998 • Oakland-Alameda County Coliseum • Oakland, Calif.



Weather: Sunny, 65°, Wind W 10 mph • Attendance: 56,578 • Time: 2:58

The Broncos improved to 3-0 for the seventh time in franchise history with a 34-17 victory over the Oakland Raiders in front of 56,578 at Oakland-Alameda County Coliseum. It also marked the first time in franchise history that the Broncos have started three consecutive seasons with a 3-0 record.

Denver jumped to a 7-0 advantage courtesy of John Elway's 282nd career touchdown pass, this one from 1 yard out to Ed McCaffrey. It would be Elway's only TD pass of the day, as he aggravated the same right hamstring he hurt the previous week against Dallas, this time in the second quarter. He finished the game with 71 yards passing on 6 of 10 attempts.

Bubba Brister replaced Elway in the second quarter and was immediately picked off by Eric Turner, who ran it back 94 yards for a 10-7 Raider lead. But Brister led the Broncos to 10 late-first half points, including a three-yard TD pass to Howard Griffith, concluding a drive set up by a Bill Romanowski interception of Jeff George. The lead was stretched to 24-10 in the third quarter when Brister hit McCaffrey with a 13-yard score to cap a seven-play, 57-yard drive. A muffed punt return by Darrien Gordon set up the Raiders at Denver's 11-yard line for their final score of the afternoon, an 11-yard TD hookup between George and Rickey Dudley.

The Broncos scored the last 10 points of the game, including a touchdown on an 80-yard interception return by Ray Crockett, his second pick of the day, to give him his second career two-interception game. Terrell Davis racked up his first 100-yard game against the Raiders, going for 104 on 28 carries, and passed Otis Armstrong (1,023 career att.) for third place in rushing attempts by a Bronco. Jason Elam booted his 136th and 137th field goals as a Bronco, passing Rich Karlis for second place all-time.

Denver improved its record against the Raiders to 6-1 since Mike Shanahan took over as head coach (1995), their most successful stretch in the history of this storied rivalry. McCaffrey was the leading receiver with five catches for 44 yards and two scores. Tom Rouen also booted a 76-yard punt, longest of his career and third-longest in franchise history.

OFFICIALS

Referee — Gerry Austin (34); Umpire — Jim Duke (74); Head Linesman — Tom Johnson (114); Line Judge — Ron Baynes (56); Field Judge — Kevin Mack (102); Side Judge — Tommy Moore (60); Back Judge — Jack Vaughn (93)

STARTING LINEUPS

Denver Broncos				Oakland Raiders			
Offense		Defense		Offense		Defense	
WR 80 R. Smith	LE 90 N. Smith	WR 82 J. Jett	DE 93 J. Harris	WR 82 J. Jett	DE 93 J. Harris	WR 82 J. Jett	DE 93 J. Harris
LT 77 T. Jones	RT 97 M. Lodish	LT 77 P. Harlow	DT 67 R. Maryland	LT 77 P. Harlow	DT 67 R. Maryland	LT 77 P. Harlow	DT 67 R. Maryland
LG 69 M. Schlereth	RT 93 T. Pryce	LG 76 S. Wisniewski	DE 51 L. Johnstone	LG 76 S. Wisniewski	DE 51 L. Johnstone	LG 76 S. Wisniewski	DE 51 L. Johnstone
C 66 T. Nalen	RE 98 M. Tanuvasa	C 63 B. Robbins	DE 51 L. Johnstone	C 63 B. Robbins	DE 51 L. Johnstone	C 63 B. Robbins	DE 51 L. Johnstone
RG 62 D. Neil	WLB 51 J. Mobley	RG 74 D. Graham	OLB 55 J. Folston	RG 74 D. Graham	OLB 55 J. Folston	RG 74 D. Graham	OLB 55 J. Folston
TE 74 H. Swayne	MLB 59 G. Cadrez	RT 72 L. Kennedy	MLB 54 G. Blekett	TE 74 H. Swayne	MLB 59 G. Cadrez	RT 72 L. Kennedy	MLB 54 G. Blekett
RT 84 S. Sharpe	SLB 53 B. Romanowski	RT 72 L. Kennedy	OLB 52 R. Harvey	RT 84 S. Sharpe	SLB 53 B. Romanowski	RT 72 L. Kennedy	OLB 52 R. Harvey
WR 87 E. McCaffrey	LCB 39 R. Crockett	WR 81 R. Dudley	CB 24 C. Woodson	WR 87 E. McCaffrey	LCB 39 R. Crockett	WR 81 R. Dudley	CB 24 C. Woodson
QB 7 J. Elway	RCB 21 D. Gordon	QB 8 J. George	CB 21 E. Allen	QB 7 J. Elway	RCB 21 D. Gordon	QB 8 J. George	CB 21 E. Allen
HB 30 T. Davis	SS 26 E. Brown	RB 40 J. Ritchie	SS 42 E. Turner	HB 30 T. Davis	SS 26 E. Brown	RB 40 J. Ritchie	SS 42 E. Turner
FB 29 H. Griffith	FS 27 S. Atwater	RB 26 N. Kaufman	FS 29 A. Lewis	FB 29 H. Griffith	FS 27 S. Atwater	RB 26 N. Kaufman	FS 29 A. Lewis

DENVER SUBSTITUTIONS: K 1 J. Elam, QB 6 B. Brister, P 16 T. Rouen, CB 20 T. James, RB 22 V. Hebron, CB 25 D. Johnson, CB 28 T. Paul, RB 31 D. Loville, S 34 T. Braxton, RB 37 A. Lynn, FB 42 D. Smith, LB 56 K. Burns, DE 73 C. Brown, T 78 M. Lepsis, WR 82 M. Nash, WR 85 W. Green, TE 86 B. Chamberlain, TE 89 D. Carswell, DE 95 M. Washington, DE 96 H. Hasselbach, LB 99 S. Joyner, **DID NOT PLAY:** C 60 K.C. Jones, G 79 C. Banks, **INACTIVE:** QB 14 B. Griese, S 48 G. Coghill, LB 54 N. Wayne, G 63 D. Diaz-Infante, T 70 T. Teague, DE 72 E. Jones, WR 83 J. Armour, DT 94 K. Traylor.

FIELD GOALS (made () & missed)

Player	Attempts	Made	Missed
J. Elam	(35)	(35)	
Visitor	Denver Broncos	1	2
Home	Oakland Raiders	7	10
		0	10

Team	Qtr	Clock	Scoring Play	Score
BRONCOS	1	7:39	E. McCaffrey 1 yd. pass from J. Elway (J. Elam, kick) (8-92, 4:17)	7-0
RAIDERS	2	13:24	G. Davis 44 yd. Field Goal (7-26, 3:52)	7-3
RAIDERS	2	6:34	E. Turner 94 yd. interception return (G. Davis, kick)	7-10
BRONCOS	2	2:11	J. Elam 35 yd. Field Goal (9-43, 4:23)	10-10
BRONCOS	2	0:35	H. Griffith 3 yd. pass from B. Brister (J. Elam, kick) (6-28, 1:03)	17-10
BRONCOS	3	7:08	E. McCaffrey 13 yd. pass from B. Brister (J. Elam, kick) (7-57, 4:21)	24-10
RAIDERS	3	3:12	R. Dudley 11 yd. pass from J. George (G. Davis, kick) (3-11, 1:29)	24-17
BRONCOS	4	9:06	J. Elam 35 yd. Field Goal (10-77, 5:54)	27-17
BRONCOS	4	4:29	R. Crockett 80 yd. interception return (J. Elam, kick)	34-17

FINAL BRONCOS DEFENSIVE STATISTICS

(Based on coaches' film review)

Player	UT	A	TT	PD	FF	FR	S-yds	I-yds	Player	UT	A	TT	PD	FF	FR	S-yds	I-yds
J. Mobley	7	3	10	0	0	0	1-7	0-0	T. Braxton	2	1	3	0	0	0	0-0	0-0
B. Romanowski	5	2	7	1	0	0	1-11	1-18	D. Johnson	2	0	2	1	0	0	0-0	0-0
M. Tanuvasa	6	0	6	0	0	0	1-7	0-0	N. Smith	1	0	1	0	0	0	0-0	0-0
R. Crockett	5	0	5	2	0	0	0-0	2-105	M. Washington	1	0	1	0	0	0	0-0	0-0
G. Cadrez	4	1	5	0	0	0	0-0	0-0	M. Lodish	0	1	1	0	0	0	0-0	0-0
S. Atwater	3	1	4	0	0	0	0-0	0-0	C. Brown	0	0	0	0	0	0	0-0	0-0
T. Pryce	3	1	4	0	0	0	1-7	0-0	H. Hasselbach	0	0	0	0	0	0	0-0	0-0
E. Brown	2	2	4	1	0	0	0-0	0-0	T. James	0	0	0	0	0	0	0-0	0-0
D. Gordon	2	2	4	0	0	0	0-0	0-0	Team Totals	43	13	56	5	0	0	4-32	3-123

FINAL INDIVIDUAL STATISTICS

Denver Broncos											Oakland Raiders														
RUSHING		ATT	YDS	AVG	LG	TD	RUSHING		ATT	YDS	AVG	LG	TD	RUSHING		ATT	YDS	AVG	LG	TD					
T. Davis		28	104	3.7	17	0	N. Kaufman		17	78	4.6	20	0	J. George		28	16	188	4/32	1	41	3			
B. Brister		5	38	7.6	15	0	H. Williams		3	16	5.3	15	0	D. Hollis		1	1	8	0/0	0	8	0			
D. Loville		3	3	1.0	3	0	Total		20	94	4.7	20	0	Total		29	17	196	4/32	1	41	3			
Total		36	145	4.0	17	0	PASSING		ATT	CMP	YDS	TD	LG	IN	PASSING		ATT	CMP	YDS	TD	LG	IN			
P. Harlow		17	10	140	1/8	2	J. Jett		28	16	188	4/32	1	41	3	J. Jett		28	16	188	4/32	1	41	3	
B. Brister		10	6	71	1/9	1	T. Brown		1	1	8	0/0	0	8	0	T. Brown		1	1	8	0/0	0	8	0	
J. Elway		27	16	211	2/18	3	R. Dudley		2	2	17	11t	1	1	1	R. Dudley		2	2	17	11t	1	1	1	
Total		27	16	211	2/18	3	T. Mickens		2	2	10	8	0	0	T. Mickens		2	2	10	8	0	0	0	0	
PASS RECEIVING		NO	YDS	LG	TD	PASS RECEIVING		NO	YDS	LG	TD	PASS RECEIVING		NO	YDS	LG	TD	PASS RECEIVING		NO	YDS	LG	TD		
E. McCaffrey		5	44	13t	2	J. Jett		5	116	41	0	J. Jett		5	116	41	0	J. Jett		5	116	41	0		
R. Smith		4	67	36	0	N. Kaufman		4	24	7	0	N. Kaufman		4	24	7	0	N. Kaufman		4	24	7	0		
S. Sharpe		3	44	23	0	T. Brown		4	17	18	0	T. Brown		4	17	18	0	T. Brown		4	17	18	0		
M. Nash		1	30	30	0	R. Dudley		2	17	11t	1	R. Dudley		2	17	11t	1	R. Dudley		2	17	11t	1		
D. Carswell		1	15	15	0	H. Williams		1	7	7	0	H. Williams		1	7	7	0	H. Williams		1	7	7	0		
T. Davis		1	3	3	0	J. Ritchie		1	5	5	0	J. Ritchie		1	5	5	0	J. Ritchie		1	5	5	0		
H. Griffith		1	8	8	0	Total		17	196	41	1	Total		17	196	41	1	Total		17	196	41	1		
Total		16	211	36	3	INTERCEPTIONS		NO	YDS	LG	TD	INTERCEPTIONS		NO	YDS	LG	TD	INTERCEPTIONS		NO	YDS	LG	TD		
INTERCEPTIONS		NO	YDS	LG	TD	INTERCEPTIONS		NO	YDS	LG	TD	INTERCEPTIONS		NO	YDS	LG	TD	INTERCEPTIONS		NO	YDS	LG	TD		
R. Crockett		2	105	80t	1	E. Turner		1	94	94t	1	E. Turner		1	94	94t	1	E. Turner		1	94	94t	1		
B. Romanowski		1	18	18	0	Total		1	94	94t	1	Total		1	94	94t	1	Total		1	94	94t	1		
Total		3	123	80	1	PUNTING		NO	YDS	AVG	TB	IN20	LG	PUNTING		NO	YDS	AVG	TB	IN20	LG				
PUNTING		NO	YDS	AVG	TB	IN20	LG	PUNTING		NO	YDS	AVG	TB	IN20	LG	PUNTING		NO	YDS	AVG	TB	IN20	LG		
T. Rouen		5	272	54.4	1	0	76	L. Araguz		5	202	40.4	0	3	57	L. Araguz		5	202	40.4	0	3	57		
Total		5	272	54.4	1	0	76	Total		5	202	40.4	0	3	57	Total		5	202	40.4	0	3	57		
PUNT RETURNS		NO	FC	YDS	LG	TD	PUNT RETURNS		NO	FC	YDS	LG	TD	PUNT RETURNS		NO	FC	YDS	LG	TD					
D. Gordon		2	0	-8	0	0	D. Howard		4	0	42	22	0	D. Howard		4	0	42	22	0					
(DOWNED)		2	0	0	0	0	(TOUCHBACK)		1	0	0	0	0	(TOUCHBACK)		1	0	0	0	0					
(OUT OF BOUNDS)		1	0	0	0	0	Returns		4	42	22	0	Returns		4	42	22	0	Returns		4	42	22	0	
Returns		2	-6	0	0	0	Returns		4	42	22	0	Returns		4	42	22	0	Returns		4	42	22	0	
KICKOFF RETURNS		NO	FC	YDS	LG	TD	KICKOFF RETURNS		NO	FC	YDS	LG	TD	KICKOFF RETURNS		NO	FC	YDS	LG	TD					
V. Hebron		2	0	47	24	0	D. Howard		5	0	87	24	0	D. Howard		5	0	87	24	0					
D. Smith		1	0	15	15	0	K. Shedd		1	0	0	0	0	K. Shedd		1	0	0	0	0					
(OUT OF BOUNDS)		1	0	0	0	0	(TOUCHBACK)		1	0	0	0	0	(TOUCHBACK)		1	0	0	0	0					
Returns		3	62	24	0	0	Returns		6	98	24	0	Returns		6	98	24	0	Returns		6	98	24	0	
Denver Broncos		Own	Rec.	Yds	TD	Denver Broncos		Own	Rec.	Yds	TD	Denver Broncos		Own	Rec.	Yds	TD	Denver Broncos		Own	Rec.	Yds	TD		
FUMBLES		Fum	Rec.	Yds	TD	FUMBLES		Fum	Rec.	Yds	TD	FUMBLES		Fum	Rec.	Yds	TD	FUMBLES		Fum	Rec.	Yds	TD		
B. Brister		1	1	-1	0	0	A. Wallace		0	0	0	0	0	A. Wallace		0	0	0	0	A. Wallace		0	0	0	0
D. Gordon		1	0	0	0	0	Total		0	0	0	0	0	Total		0	0	0	0	Total		0	0	0	0
Total		2	1	-1	0	0	Total		0	0	0	0	0	Total		0	0	0	0	Total		0	0	0	0

4

DENVER 38, WASHINGTON 16

Sept. 27, 1998 • Jack Kent Cooke Stadium • Landover, Md.

Weather: Partly Sunny, Humid, 90°, Wind SW 5 mph • Attendance: 71,880 • Time: 2:57

The Broncos ran their record to 4-0 with a 38-16 victory over the Washington Redskins in front of 71,880 at Jack Kent Cooke Stadium. The victory, which came without starting quarterback John Elway (strained right hamstring), was the ninth straight for Denver (including postseason), one off the team record. It was the first victory for the franchise in a game that Elway did not start since Nov. 20, 1989 — also a win at Washington.

The Broncos struck early, scoring on their opening possession. The drive capper was a 19-yard TD pass from Bubby Brister to Ed McCaffrey. After a Jason Elam field goal pushed the margin to 10-0, Darrien Gordon intercepted a Trent Green pass and raced 55 yards for a touchdown and a 17-0 lead.

After taking a 17-7 advantage to the locker room at halftime, the Broncos put the game away in the third quarter, as RB Terrell Davis scored from 42 yards out and FB Howard Griffith caught a 14-yard touchdown to give Denver a 31-7 lead. Derek Loville ran one in from 1 yard out in the fourth quarter to give Denver a 38-10 advantage before the Redskins struck back with WR Michael Westbrook scoring on a 75-yard pass play.

Davis, who reeled off his third straight — and 23rd career — 100-yard regular season rushing game, also tied Riley Odoms (44) and Lionel Taylor (44) for fourth place all-time in total touchdowns by a Bronco. He finished the day with 119 yards on 21 carries and one TD. Brister, starting his first game in three years, filled in admirably for Elway, completing 16 of 24 passes for 180 yards and two touchdowns. Shannon Sharpe led all Denver receivers with six catches for 69 yards.

DT Trevor Pryce recorded the first interception of his career and LB Bill Romanowski recorded his career-high fourth sack of the season. The touchdown by Gordon was the eighth return for a touchdown in his career (6 punts, 2 int.) and his fifth with Denver (3 punts, 2 int.). The victory gave Denver an undefeated September for the second consecutive season — a feat accomplished once before (1986-87) — and the seventh time in franchise history. This was also the second time in franchise history that five different players have scored a touchdown in the same game for Denver.

OFFICIALS

Referee — Bill Carollo (63); Umpire — Bob Boylston (101); Head Linesman — Tony Veteri (36); Line Judge — Bruce Maurer (38); Field Judge — Tim Mills (80); Side Judge — Neely Dunn (89); Back Judge — Perry Paganelli (46)

STARTING LINEUPS

Denver Broncos

Offense		Defense	
WR	80 R. Smith	LE	90 N. Smith
LT	77 T. Jones	LT	94 K. Traylor
LG	69 M. Schlereth	RT	93 T. Pryce
C	66 T. Nalen	RE	98 M. Tanuvasa
RG	62 D. Neil	WLB	51 J. Mobley
RT	74 H. Swayne	MLB	59 G. Cadrez
TE	84 S. Sharpe	SLB	53 B. Romanowski
WR	87 E. McCaffrey	LCB	39 R. Crockett
QB	6 B. Brister	RCB	21 D. Gordon
HB	30 T. Davis	SS	26 E. Brown
FB	29 H. Griffith	FS	27 S. Atwater

Washington Redskins

Offense		Defense	
WR	82 M. Westbrook	LE	90 K. Lang
LT	74 B. Badger	LT	95 D. Wilkinson
LG	77 T. Johnson	RT	94 D. Stubblefield
C	52 C. Raymer	RE	97 K. Kinney
RG	69 R. Milstead	LLB	57 K. Harvey
RT	67 S. Pourdanesh	MLB	53 M. Patton
TE	84 J. Asher	RLB	50 D. Smith
WR	86 L. Shepherd	LCB	26 C. Dishman
QB	10 T. Green	RCB	28 D. Green
RB	21 T. Allen	SS	35 L. Evans
FB	47 L. Bowie	FS	24 S. Richard

DENVER SUBSTITUTIONS: K 1 J. Elam, P 16 T. Rouen, CB 20 T. James, RB 22 V. Hebron, CB 25 D. Johnson, CB 28 T. Paul, RB 31 D. Loville, S 34 T. Braxton, RB 37 A. Lynn, FB 42 D. Smith, LB 56 K. Burns, T 78 M. Lepsis, G 79 C. Banks, WR 83 J. Armour, WR 85 W. Green, TE 86 B. Chamberlain, TE 89 D. Carswell, DE 95 M. Washington, DE 96 H. Hasselbach, DT 97 M. Lodish, LB 99 S. Joyner, DID NOT PLAY: QB 7 J. Elway, C 60 K.C. Jones, INACTIVE: QB 14 B. Griese, S 48 G. Coghill, LB 54 N. Wayne, G 63 D. Diaz-Infante, T 70 T. Teague, DE 72 E. Jones, DE 73 C. Brown, WR 82 M. Nash.

FIELD GOALS (made () & missed)

J. Elam (37)		C. Blanchard		44WL (37)	
		1	2	3	4
VISITOR	Denver Broncos	7	10	14	7
HOME	Washington Redskins	0	7	3	6
					TOTAL
					38
					16

Team	Qtr	Clock Time	SCORING PLAY	SCORE	
				Visitor	Home
BRONCOS	1	8:45	E. McCaffrey 19 yd. pass from B. Brister (J. Elam, kick) (7-81, 3:21)	7	0
BRONCOS	2	13:35	J. Elam 37 yd. Field Goal (10-47, 5:59)	10	0
BRONCOS	2	11:20	D. Gordon 55 yd. interception return (J. Elam, kick)	17	0
REDSKINS	2	7:15	T. Allen 5 yd. run (C. Blanchard, kick) (8-79, 4:05)	17	7
BRONCOS	3	13:34	T. Davis 42 yd. run (J. Elam, kick) (4-53, 1:26)	24	7
BRONCOS	3	7:23	H. Griffith 14 yd. pass from B. Brister (J. Elam, kick) (7-79, 3:59)	31	7
REDSKINS	3	0:59	C. Blanchard 37 yd. Field Goal (12-61, 6:24)	31	10
BRONCOS	4	8:18	D. Loville 1 yd. run (J. Elam, kick) (6-24, 2:48)	38	10
REDSKINS	4	7:56	M. Westbrook 75 yd. pass from T. Green (2-pt. Att. Failed) (1-75, 0:22)	38	16

FINAL BRONCOS DEFENSIVE STATISTICS

(Based on coaches' film review)

Player	UT	A	TT	PD	FF	FR	S-yds	I-yds	Player	UT	A	TT	PD	FF	FR	S-yds	I-yds
T. Braxton	6	2	8	1	0	0	0-0	0-0	E. Brown	2	1	3	0	0	1	0-0	0-0
G. Cadrez	5	3	8	0	0	0	1-8	0-0	R. Crockett	2	1	3	0	0	0	0-0	0-0
J. Mobley	7	0	7	0	0	0	0-0	0-0	D. Johnson	2	1	3	1	0	0	0-0	0-0
S. Atwater	5	0	5	0	0	0	0-0	0-0	H. Hasselbach	1	1	2	0	0	0	0-0	0-0
K. Traylor	5	0	5	0	0	0	0-0	0-0	D. Gordon	1	0	1	1	0	0	0-0	1-55T
K. Burns	3	1	4	1	0	0	0-0	0-0	M. Tanuvasa	1	0	1	0	0	0	0-0	0-0
S. Joyner	3	1	4	0	0	0	0-0	0-0	M. Washington	1	0	1	0	0	0	0-0	0-0
B. Romanowski	3	1	4	0	0	0	1-2	0-0	T. James	0	0	0	0	0	0	0-0	0-0
T. Pryce	3	0	3	0	0	0	0-0	1-1	M. Lodish	0	0	0	0	0	0	0-0	0-0
N. Smith	3	0	3	0	1	0	1-7	0-0	Team Totals	53	12	65	4	2	1	3-17	2-56

FINAL INDIVIDUAL STATISTICS

Denver Broncos							Washington Redskins										
RUSHING	ATT	YDS	AVG	LG	TD		RUSHING	ATT	YDS	AVG	LG	TD					
T. Davis	21	119	5.7	42	1		T. Allen	16	86	5.4	26	1					
R. Smith	1	37	37.0	37	0		L. Shepherd	1	29	29.0	29	0					
D. Loville	8	22	2.8	7	1		T. Green	4	20	5.0	13	0					
B. Brister	4	6	1.5	4	0		B. Mitchell	1	11	11.0	11	0					
V. Hebron	1	1	1.0	1	0		S. Davis	2	5	2.5	5	0					
							L. Bowie	1	1	1.0	1	0					
Total	35	185	5.3	42	2		Total	25	152	6.1	29	1					
TKD/							TKD/										
PASSING	ATT	CMP	YDS	YD	TD	LG	IN	PASSING	ATT	CMP	YDS	YD	TD	LG	IN		
B. Brister	24	16	180	0/0	2	41	0	T. Green	31	19	252	3/17	1	75T	2		
Total	24	16	180	0/0	2	41	0	Total	31	19	252	3/17	1	75T	2		
PASS RECEIVING							PASS RECEIVING										
	NO	YDS	LG	TD					NO	YDS	LG	TD					
S. Sharpe	6	89	21	0				T. Allen	6	26	11	0					
E. McCaffrey	4	74	41	1				M. Westbrook	3	104	75T	1					
R. Smith	2	13	7	0				S. Alexander	3	52	25	0					
T. Davis	2	7	4	0				L. Shepherd	2	34	18	0					
H. Griffith	1	14	14T	1				L. Bowie	1	10	10	0					
V. Hebron	1	3	3	0				J. Asher	1	8	8	0					
								C. Thomas	1	5	5	0					
								S. Davis	1	5	5	0					
								B. Mitchell	1	5	5	0					
Total	16	180	41	2				Total	19	252	75	1					
INTERCEPTIONS							INTERCEPTIONS										
	NO	YDS	LG	TD					NO	YDS	LG	TD					
D. Gordon	1	55	55T	1													
T. Pryce	1	1	1	0													
Total	2	56	55	1													
PUNTING							PUNTING										
	NO	YDS	AVG	TB	IN20	LG			NO	YDS	AVG	TB	IN20	LG			
T. Rouen	5	249	49.8	2	0	53		M. Turk	4	212	53.0	0	2	69			
Total	5	249	49.8	2	0	53		Total	4	212	53.0	0	2	69			
PUNT RETURNS							PUNT RETURNS										
	NO	FC	YDS	LG	TD				NO	FC	YDS	LG	TD				
D. Gordon	1	2	13	13	0			B. Mitchell	2	0	19	15	0				
(DOWNED)	1	0	0	0	0			(DOWNED)	1	0	0	0	0				
								(TOUCHBACK)	2	0	0	0	0				
Returns	1		13	13	0			Returns	2		19	15	0				
KICKOFF RETURNS							KICKOFF RETURNS										
	NO	FC	YDS	LG	TD				NO	FC	YDS	LG	TD				
V. Hebron	2	0	66	44	0			B. Mitchell	5	0	111	32	0				
D. Loville	1	0	18	18	0			(TOUCHBACK)	2	0	0	0	0				
(TOUCHBACK)	1	0	0	0	0												
Returns	3		84	44	0			Returns	5		111	32	0				
FUMBLES							FUMBLES										
	Fum	Own	Rec.	Yds	TD	Opp. Rec.	Yds	TD		Fum	Own	Rec.	Yds	TD	Opp. Rec.	Yds	TD
B. Romanowski	0	0	0	0	0	1	0	0		T. Green	3	1	0	0	0	0	0
N. Smith	0	0	0	0	0	1	0	0		J. Asher	0	1	0	0	0	0	0
E. Brown	0	0	0	0	0	1	0	0		T. Allen	1	1	0	0	0	0	0
Total	0	0	0	0	0	2	1	0		Total	4	3	0	0	0	0	0


FINAL TEAM STATISTICS

VISITOR BRONCOS				HOME REDSKINS			
TOTAL FIRST DOWNS	18			18			
By Rushing	9			9			
By Passing	8			9			
By Penalty	1			0			
THIRD DOWN EFFICIENCY	9-15-60%			5-11-45%			
FOURTH DOWN EFFICIENCY	0-0-0%			0-0-0%			
TOTAL NET YARDS	365			387			
Total Offensive Plays (inc. times thrown passing)	59			59			
Average gain per offensive play	6.2			6.6			
NET YARDS RUSHING	185			152			
Total Rushing Plays	35			25			
Average gain per rushing play	5.3			6.1			
NET YARDS PASSING	180			235			
Times thrown — yards lost attempting to pass	0-0			3-17			
Gross yards passing	180			252			
PASS ATTEMPTS-COMPLETIONS-HAD INTERCEPTED	24-16-0			31-19-2			
Average gain per pass play (inc. # thrown passing)	7.5			6.9			
KICKOFFS Number-In End Zone-Touchbacks	7-4-2			4-2-1			
PUNTS Number and Average	5-49.8			5-53			
Had Blocked	0			0			
FGs — PATs Had Blocked	0-0			0-0			
TOTAL RETURN YARDAGE (Not Including Kickoffs)	69			19			
No. and Yards Punt Returns	1-13			2-19			
No. and Yards Kickoff Returns	3-84			5-111			
No. and Yards Interception Returns	2-56			0-0			
PENALTIES Number and Yards	7-50			8-65			
FUMBLES Number and Lost	0-0			4-1			
TOUCHDOWNS	5			2			
Rushing	2			1			
Passing	2			1			
Returns	1			0			
EXTRA POINTS Made-Attempts	5-5			1-2			
Kicking Made-Attempts	5-5			1-1			
Passing Made-Attempts	0-0			0-1			
FIELD GOALS Made-Attempts	0-0			1-2			
SAFETIES	0			0			
FINAL SCORE	38			16			
TIME OF POSSESSION	32:11			27:49			

5

DENVER 41, PHILADELPHIA 16

Oct. 4, 1998 • Mile High Stadium • Denver



Weather: Partly Cloudy, 57°, Wind NW 15 mph • Attendance: 73,218 • Time: 3:11

The Broncos ran their record to a perfect 5-0 with a 41-16 win over Philadelphia in front of 73,218 at Mile High Stadium, the team's 19th consecutive regular-season home win and the 10th straight victory (regular and postseason combined) for the franchise, tying the all-time record. Denver's 5-0 start is the best by a defending Super Bowl champion since the 10-0 start by the 1990 San Francisco 49ers.

Although Denver was without its starting quarterback John Elway for the second consecutive week, the Broncos managed to set a team record by scoring 28 points in the first quarter, essentially ending the ball game shortly after it started. Bobby Brister filled in admirably for Elway for the second straight game, throwing for 203 yards on 16 of 29 passing and tying a career high with four TD passes, two of which went to Rod Smith (team-high seven catches for 95 yards).

Brister found Ed McCaffrey for a 48-yard hookup on the first play from scrimmage — the longest reception of McCaffrey's career — and five plays later Terrell Davis scored from 20 yards out to make the score 7-0. Davis' two first-quarter scores surrounded Smith's first TD and Shannon Sharpe's nine-yard touchdown reception to give Denver its record-setting total and a 28-0 lead after one period. Sharpe's touchdown was the 38th of his career, moving him into fourth place on the franchise charts. A McCaffrey TD catch of 12 yards was followed by Smith's second TD, a 31-yarder.

Davis rushed for 168 yards on 20 carries and scored two touchdowns — all in the first half — as he sat out the entire second half with his team comfortably ahead. In another record-setting day for the Broncos' tailback, Davis tied Floyd Little (43) for most rushing touchdowns in Broncos history; passed Riley Odoms (44) and Lionel Taylor (44) for fourth place on Denver's all-time touchdown list (46) and passed Jim Brown for the sixth-most rushing yards in the first four years of a career. His most impressive feat of the day was becoming the seventh player in NFL history to rush for 5,000 yards in his first four NFL seasons, reaching that total in his 50th NFL game, faster than any other Bronco and fourth-fastest in NFL history. Only Eric Dickerson (45), Earl Campbell (46) and Jim Brown (48) did so faster than Davis.

OFFICIALS

Referee — Mike Carey (94); Umpire — Neil Goreb (50); Head Linesman — Sid Semon (109); Line Judge — Charles Stewart (62); Field Judge — David Warden (27); Side Judge — Doug Toole (4); Back Judge — Bobby Skelton (73)

STARTING LINEUPS

Philadelphia Eagles

Offense	Defense
WR 80 I. Fryar	LDE 79 G. Jefferson
LT 72 T. Thomas	LDT 78 H. Thomas
LG 71 J. Mayberry	RDE 94 B. Johnson
C 61 S. Everitt	RDE 53 H. Douglas
RG 62 I. Beckles	LLB 57 J. Darling
RT 77 R. Cooper	MLB 50 J. Willis
TE 87 J. Dunn	RLB 51 W. Thomas
WR 81 J. Graham	LCB 23 T. Vincent
QB 7 B. Hoyer	RCB 31 A. Harris
RB 22 D. Staley	SS 36 M. Zordich
FB 34 K. Turner	FS 20 B. Dawkins

Denver Broncos

Offense	Defense
WR 80 R. Smith	LE 90 N. Smith
LT 77 T. Jones	LT 94 K. Taylor
LG 69 M. Schlereth	RT 93 T. Pryce
C 66 T. Nalen	RE 98 M. Tanuvasa
RG 62 D. Neil	WLB 51 J. Mobley
RT 74 H. Swayne	MLB 59 G. Cadrez
TE 84 S. Sharpe	SLB 53 B. Romanowski
WR 87 E. McCaffrey	LCB 39 R. Crockett
QB 6 B. Brister	RCB 21 D. Gordon
HB 30 T. Davis	SS 26 E. Brown
FB 29 H. Griffith	FS 27 S. Atwater

DENVER SUBSTITUTIONS: K 1 J. Elam, QB 14 B. Griese, P 16 T. Rouen, CB 20 T. James, RB 22 V. Hebron, CB 25 D. Johnson, CB 28 T. Paul, RB 31 D. Loville, S 34 T. Braxton, RB 37 A. Lynn, FB 42 D. Smith, LB 56 K. Burns, T 78 M. Lepsis, G 79 C. Banks, WR 83 J. Armour, WR 85 W. Green, TE 86 B. Chamberlain, TE 89 D. Carswell, DE 95 M. Washington, DE 96 H. Hasselbach, DT 97 M. Lodiash, LB 99 S. Joyner. **DID NOT PLAY:** QB 7 J. Elway, C 60 K.C. Jones. **INACTIVE:** S 48 G. Coghill, LB 54 N. Wayne, G 63 D. Diaz-Infante, T 70 T. Teague, DE 72 E. Jones, DE 73 C. Brown, WR 82 M. Nash.

FIELD GOALS (made () & missed)

VISITOR	Philadelphia Eagles	1	2	3	4	OT	TOTAL
HOME	Denver Broncos	0	2	0	14	—	16
		28	7	6	0	—	41

Team	Qtr	Clock Time	SCORING PLAY	SCORE Visitor	Home
BRONCOS	1	12:12	T. Davis 20 yd. run (J. Elam, kick) (6-87, 2:48)	0	7
BRONCOS	1	7:51	R. Smith 8 yd. pass from B. Brister (J. Elam, kick) (9-52, 3:33)	0	14
BRONCOS	1	4:13	S. Sharpe 9 yd. pass from B. Brister (J. Elam, kick) (6-71, 2:21)	0	21
BRONCOS	1	1:11	T. Davis 1 yd. run (J. Elam, kick) (6-22, 2:51)	0	28
EAGLES	2	1:34	T. Rouen Punt blocked out of end zone by W. Thomas for a SAFETY	2	28
BRONCOS	2	1:16	E. McCaffrey 12 yd. pass from B. Brister (J. Elam, kick) (2-12, 0:04)	2	35
BRONCOS	3	5:17	R. Smith 31 yd. pass from B. Brister (No good, WL) (9-65, 5:43)	2	41
EAGLES	4	14:55	C. Garner 3 yd. run (C. Boniol, kick) (11-73, 5:22)	9	41
EAGLES	4	9:03	C. Garner 3 yd. run (C. Boniol, kick) (2-5, 0:28)	16	41

FINAL BRONCOS DEFENSIVE STATISTICS

(Based on coaches' film review)

Player	UT	A	TT	PD	FF	FR	S-yds	I-yds
J. Mobley	6	2	8	1	0	0	0-0	0-0
G. Cadrez	6	1	7	1	1	0	1-2	0-0
S. Atwater	2	3	5	0	0	0	0-0	0-0
N. Smith	2	3	5	0	0	0	1-7	0-0
D. Gordon	4	0	4	2	0	0	0-0	0-0
K. Taylor	4	0	4	0	0	0	1-7	0-0
R. Crockett	3	1	4	0	1	0	0-0	0-0
T. Pryce	3	0	3	0	0	0	1-4	0-0
T. Braxton	2	1	3	0	0	0	0-0	0-0
Team Totals	42	15	57	6	2	0	6-32	1-45

FINAL INDIVIDUAL STATISTICS

Philadelphia Eagles						
RUSHING	ATT	YDS	AVG	LG	TD	
C. Garner	10	50	5.0	11	2	
B. Hoyer	1	6	6.0	6	0	
C. Walker	1	3	3.0	3	0	
K. Turner	1	2	2.0	2	0	
D. Staley	6	-4	-0.7	2	0	
Total	19	57	3.0	11	2	

PASSING	ATT	CMP	YDS	TD	LG	INT
B. Hoyer	24	11	96	6/32	0	21
K. Delmer	9	3	36	0/0	0	33
Total	33	14	132	6/32	0	33

PASS RECEIVING	NO	YDS	LG	TD
J. Dunn	3	14	7	0
I. Fryar	2	19	12	0
J. Graham	2	15	10	0
D. Staley	2	6	5	0
K. Turner	2	4	3	0
C. Walker	1	33	33	0
C. Garner	1	21	21	0
F. Solomon	1	20	20	0
Total	14	132	33	0

INTERCEPTIONS	NO	YDS	LG	TD
M. Caldwell	1	33	33	0
W. Thomas	1	21	21	0
Total	2	54	33	0

PUNTING	NO	YDS	AVG	TB	IN20	LG
T. Hutton	10	449	44.9	1	1	56
Total	10	449	44.9	1	1	56

PUNT RETURNS	NO	FC	YDS	LG	TD
F. Solomon	3	0	23	17	0
K. Turner	1	0	-2	-2	0
(TOUCHBACK)	1	0	0	0	0
Returns	4		21	17	0

KICKOFF RETURNS	NO	FC	YDS	LG	TD
C. Walker	3	0	50	22	0
A. Rossum	2	0	29	15	0
(OUT OF BOUNDS)	1	0	0	0	0
(TOUCHBACK)	2	0	0	0	0
Returns	5		79	22	0

Philadelphia Eagles	Fum	Own	Yds	TD	FF	Opp. Rec.	Yds	TD	Out
A. Rossum	1	0	0	0	0	0	0	0	0
K. Turner	1	0	0	0	0	0	0	0	0
T. McTyer	0	1	-4	0	0	0	0	0	0
Total	2	1	-4	0	0	0	0	0	0

Denver Broncos						
RUSHING	ATT	YDS	AVG	LG	TD	
T. Davis	20	168	8.4	57	2	
D. Loville	8	25	3.1	7	0	
V. Hebron	5	22	4.4	8	0	
B. Brister	1	11	11.0	11	0	
B. Griese	1	9	9.0	9	0	
B. Griese	4	-4	-1.0	0	0	
Total	39	231	5.9	57	2	

PASSING	ATT	CMP	YDS	TD	LG	INT
B. Brister	29	16	203	2/13	4	48
B. Griese	3	1	2	0/0	0	2
Total	32	17	205	2/13	4	48

PASS RECEIVING	NO	YDS	LG	TD
R. Smith	7	95	31	2
S. Sharpe	6	46	13	1
E. McCaffrey	2	60	48	1
H. Griffith	1	2	2	0
V. Hebron	1	2	2	0

Total	17	205	48	4
-------	----	-----	----	---

INTERCEPTIONS	NO	YDS	LG	TD
D. Johnson	1	45	45	0
Total	1	45	45	0

PUNTING	NO	YDS	AVG	TB	IN20	LG
T. Rouen	5	234	46.8	1	1	71
(BLOCKED)	1	0	0.0	0	0	0
Total	6	234	39.0	1	1	71

PUNT RETURNS	NO	FC	YDS	LG	TD
D. Gordon	5	0	54	22	0
(DOWNED)	4	0	0	0	0
(TOUCHBACK)	1	0	0	0	0
Returns	5		54	22	0

KICKOFF RETURNS	NO	FC	YDS	LG	TD
V. Hebron	3	0	48	17	0
Returns	3		48	17	0

FINAL TEAM STATISTICS

VISITOR EAGLES		HOME BRONCOS	
TOTAL FIRST DOWNS		12	
By Rushing		5	
By Passing		6	
By Penalty		1	
THIRD DOWN EFFICIENCY		3-15-20%	
FOURTH DOWN EFFICIENCY		1-2-50%	
TOTAL NET YARDS		157	
Total Offensive Plays (inc. times thrown passing)		58	
Average gain per offensive play		2.7	
NET YARDS RUSHING		57	
Total Rushing Plays		19	
Average gain per rushing play		3.0	
NET YARDS PASSING		100	
Times thrown — yards lost attempting to pass		6-32	
Gross yards passing		132	
PASS ATTEMPTS-COMPLETIONS-HAD INTERCEPTED		33-14-1	
Average gain per pass play (inc. # thrown passing)		2.6	
KICKOFFS Number-In End Zone-Touchbacks		3-1-0	
PUNTS Number and Average		10-44.9	
Had Blocked		0	
FGs — PATs Had Blocked		0-0	
TOTAL RETURN YARDAGE (Not Including Kickoffs)		75	
No. and Yards Punt Returns		4-21	
No. and Yards Kickoff Returns		5-79	
No. and Yards Interception Returns		2-54	
PENALTIES Number and Yards		4-28	
FUMBLES Number and Lost		2-1	
TOUCHDOWNS		2	
Rushing		2	
Passing		0	
EXTRA POINTS Made-Attempts		2-2	
Kicking Made-Attempts		2-2	
FIELD GOALS Made-Attempts		0-0	
SAFETIES		0	
FINAL SCORE		16	
TIME OF POSSESSION		24:16	



Weather: Indoors • Attendance: 66,258 • Time: 3:23

The Broncos improved to 6-0 and recorded the 300th regular or postseason win in franchise history with a 21-16 victory over the Seattle Seahawks in front of a sell-out crowd of 66,258 at the Kingdome. The win gave Denver a two-game cushion over their nearest competitor in the AFC West after six games.

For the sixth time in six games the Broncos struck first, as John Elway — returning from a two-game absence (hamstring/back) — connected with WR Rod Smith from 50 yards out to give Denver a 7-0 advantage. The lead grew to 14-0 when Elway found TE Shannon Sharpe from 19 yards out later in the first quarter. The one-play drive was set up by a 36-yard Darrien Gordon punt return. A Darin Smith interception return of 23 yards gave Seattle its first points, and sent Denver to the locker room at halftime with a 14-7 lead.

Seahawks QB Warren Moon left the game in the third quarter after aggravating a rib injury and the Seattle offense continued to sputter as the Broncos opened up an 11-point advantage on the strength of their running game. Terrell Davis' franchise-record 44th career rushing TD gave Denver a 21-10 lead that looked safe until the Seahawks answered on their next drive with a touchdown. Backup QB John Friesz hit WR Mike Pritchard for a 50-yard score to cut the margin to 21-16, and the Seahawks then had a chance to take the lead in the waning moments, but LB Glenn Cadrez found an opportune time to pluck his first career interception, halting the Seattle drive at the Denver 28-yard line. The victory, however, wasn't sealed until Davis turned a 3rd-and-3 play at the Denver 25 into a 70-yard gain with 1:37 to play.

Davis added another stellar performance to his coffers with his third career 200-yard rushing effort, finishing the day with 208 yards and a touchdown on 30 carries. The 208 yards represented the second-highest rushing total of his career, and second-highest in franchise history, and his fourth-quarter touchdown moved him into first place in Broncos history for rushing TDs. It was also Davis' fifth straight 100-yard rushing effort, breaking a franchise record he had tied four times previously, originally established by Otis Armstrong (1974) and later matched by Bobby Humphrey (1990). Davis also passed Steve Watson for fifth place on Denver's all-time total yards from scrimmage list, and his 70-yard run was the second-longest of his career and the longest non-scoring run in franchise history. Rod Smith posted career highs in both receptions (8) and yards (136) to lead all receivers.

OFFICIALS

Referee — Ed Hochuli (85); **Umpire** — Chad Brown (31); **Head Linesman** — George Hayward (54); **Line Judge** — Bill Spysma (12); **Field Judge** — Don Carey (126); **Side Judge** — Tom Fincken (47); **Back Judge** — Peter Morelli (135)

STARTING LINEUPS

Denver Broncos				Seattle Seahawks			
Offense		Defense		Offense		Defense	
WR	80 T. Smith	LE	90 N. Smith	WR	85 M. Pritchard	LE	70 M. Sinclair
LT	77 T. Jones	LT	96 H. Hasselbach	LT	71 W. Jones	LT	97 D. Saleaumua
LG	69 M. Schlereth	RE	98 M. Tanuvasa	LG	66 P. Kendall	RE	96 C. Kennedy
C	66 T. Nalen	WLB	99 S. Joyner	C	53 K. Glover	RT	99 M. LaBounty
RG	62 D. Neil	MLB	59 G. Cadrez	RG	68 B. Habib	OLB	59 D. Smith
RT	84 H. Swayne	SLB	53 B. Romanowski	RT	75 H. Ballard	MLB	95 D. Wells
TE	74 S. Sharpe	CB	25 D. Johnson	TE	86 G. Fauria	OLB	94 C. Brown
WR	87 E. McCaffrey	CB	29 R. Crockett	WR	84 J. Galloway	LCB	24 S. Springs
QB	7 J. Elway	RCB	21 D. Gordon	QB	10 W. Rychard	RCB	27 W. Williams
HB	30 T. Davis	SS	34 T. Braxton	WR	32 R. Watters	SS	20 J. Williams
TE	89 D. Carswell	FS	27 S. Atwater	RB	89 B. Blades	FS	33 D. Bellamy

DENVER SUBSTITUTIONS: K 1 J. Eliam, P 16 T. Rouen, CB 20 T. James, RB 22 V. Hebron, SS 26 E. Brown, CB 28 T. Paul, FB 29 H. Griffith, RB 31 D. Loville, RB 37 A. Lynn, S 48 G. Coghill, LB 51 J. Mobley, LB 54 N. Wayne, LB 56 K. Burns, T 78 M. Lepsis, DT 79 C. Banks, RB 83 J. Armour, WR 85 W. Green, TE 86 B. Chamberlain, DT 93 T. Pryce, DT 94 K. Traylor, DE 95 M. Washington, DT 97 C. Lodish. **DID NOT PLAY:** QB 6 B. Brister. **INACTIVE:** QB 14 B. Griese, FB 42 D. Smith, C 60 K. C. Jones, G 63 D. Diaz-Infante, T 70 T. Teague, DE 72 E. Jones, DE 73 C. Brown, WR 82 M. Nash.

FIELD GOALS (made () & missed)

		1	2	3	4	OT	TOTAL
VISITOR	Denver Broncos	14	0	0	7	—	21
HOME	Seattle Seahawks	0	7	3	6	—	16

Team	Qtr	Clock Time	SCORING PLAY	SCORE	
				Visitor	Home
BRONCOS	1	7:22	R. Smith 50 yd. pass from J. Elway (J. Elam, kick) (6-88, 3:15)	7	0
BRONCOS	1	2:07	S. Sharpe 19 yd. pass from J. Elway (J. Elam, kick) (1-19, 0:06)	14	0
SEAHAWKS	2	14:08	D. Smith 23 yd. interception return (T. Peterson, kick)	14	7
SEAHAWKS	3	8:24	T. Peterson 23 yd. Field Goal (14-65, 8:36)	14	10
BRONCOS	4	13:56	T. Davis 2 yd. run (J. Elam, kick) (7-55, 3:31)	21	10
SEAHAWKS	4	10:34	M. Pritchard 50 yd. pass from J. Friesz (2-pt. attempt failed) (6-77, 3:22)	21	16

FINAL BRONCOS DEFENSIVE STATISTICS

(Based on coaches' film review)

[illegible]

FINAL INDIVIDUAL STATISTICS

Denver Broncos										
RUSHING	ATT	YDS	AVG	LG	TD					
T. Davis	30	206	6.9	70	7	1				
J. Elway	4	-6	-1.5	0	0	0				
Total	34	202	5.9	70	7	1				
PASSING	ATT	CMP	YDS	TKD/ YD	TD	LG	IN			
J. Elway	27	13	185	3/14	2	50t	2			
Total	27	13	185	3/14	2	50t	2			
PASS RECEIVING			NO	YDS	LG	TD				
R. Smith			8	136	50t	1				
S. Sharpe			2	31	19t	1				
H. Griffith			2	13	9	0				
E. McCaffrey			1	5	5	0				
Total			13	185	50t	2				
INTERCEPTIONS			NO	YDS	LG	TD				
G. Cadrez			1	6	6	0				
Total			1	6	6	0				
PUNTING	NO	YDS	AVG	TB	IN20	LG				
T. Rouen	7	320	45.7	0	1	61				
Total	7	320	45.7	0	1	61				
PUNT RETURNS		NO	FC	YDS	LG	TD				
D. Gordon		5	1	88	36	0				
(DOWNED)		2	0	0	0	0				
(TOUCHBACK)		1	0	0	0	0				
Returns		5		88	36	0				
KICKOFF RETURNS		NO	FC	YDS	LG	TD				
V. Hebron		4	0	88	29	0				
Returns		4		88	29	0				
Denver Broncos FUMBLES	Fum	Own Rec.	Yds	TD	FF	Opp. Rec.	Yds	TD	Bnds	
J. Elway	2	2	-13	0	0	0	0	0	0	
Total	2	2	-13	0	0	0	0	0	0	

Seattle Seahawks									
RUSHING	ATT	YDS	AVG	LG	TD				
R. Watters	20	76	3.8	14	0				
M. Strong	2	2	1.0	1	0				
J. Galloway	1	1	1.0	1	0				
W. Moon	1	-2	-2.0	-2	0				
Total	24	77	3.2	14	0				
PASSING	ATT	CMP	YDS	TKD/ YD	TD	LG	IN		
W. Moon	32	15	154	2/14	0	23t	0		
J. Friesz	8	6	109	1/7	1	50t	1		
Total	40	21	263	3/21	1	50t	1		
PASS RECEIVING			NO	YDS	LG	TD			
J. Galloway			6	70	23	0			
M. Pritchard			4	91	50t	1			
C. Fauria			4	53	16	0			
R. Watters			3	18	9	0			
M. Strong			2	11	6	0			
J. McKnight			1	13	13	0			
B. Blades			1	7	7	0			
Total			21	263	50t	1			
INTERCEPTIONS			NO	YDS	LG	TD			
D. Smith			1	23	23t	1			
S. Springs			1	0	0	0			
Total			2	23	23t	1			
PUNTING	NO	YDS	AVG	TB	IN20	LG			
J. Feagles	9	446	49.6	1	3	58			
Total	9	446	49.6	1	3	58			
PUNT RETURNS		NO	FC	YDS	LG	TD			
J. Galloway		5	0	26	20	0			
K. Joseph		1	0	7	7	0			
(OUT OF BOUNDS)		1	0	0	0	0			
Returns		6		33	20	0			
KICKOFF RETURNS		NO	FC	YDS	LG	TD			
A. Green		3	0	52	20	0			
S. Brössard		1	0	25	25	0			
Returns		4		77	25	0			
Seattle Seahawks FUMBLES	Fum	Own Rec.	Yds	TD	FF	Opp. Rec.	Yds	TD	Bnds
Total	0	0	0	0	0	0	0	0	0

FINAL TEAM STATISTICS

	VISITOR BRONCOS	HOME SEAHAWKS
TOTAL FIRST DOWNS	17	16
By Rushing	8	4
By Passing	9	10
By Penalty	0	2
THIRD DOWN EFFICIENCY	3-12-25%	6-17-35%
FOURTH DOWN EFFICIENCY	0-0-0%	0-0-0%
TOTAL NET YARDS	373	319
Total Offensive Plays (inc. times thrown passing)	64	67
Average gain per offensive play	5.8	4.8
NET YARDS RUSHING	202	77
Total Rushing Plays	34	24
Average gain per rushing play	5.9	3.2
NET YARDS PASSING	171	242
Times thrown - yards lost attempting to pass	3-14	3-21
Gross yards passing	185	263
PASS ATTEMPTS-COMPLETIONS-HAD INTERCEPTED	27-13-2	40-21-1
Average gain per pass play (inc. # thrown passing)	5.7	5.6
KICKOFFS Number-In End Zone-Touchbacks	4-1-0	4-1-0
PUNTS Number and Average	7-45.7	9-49.6
Had Blocked	0	0
FGs - PATs Had Blocked	0-0	0-0
TOTAL RETURN YARDAGE (Not Including Kickoffs)	34	56
No. and Yards Punt Returns	5-88	6-33
No. and Yards Kickoff Returns	4-98	4-77
No. and Yards Interception Returns	1-6	2-23
PENALTIES Number and Yards	9-89	12-93
FUMBLES Number and Lost	2-0	0-0
TOUCHDOWNS	3	2
Rushing	1	0
Passing	2	1
Returns	0	1
EXTRA POINTS Made-Attempts	3-3	1-2
Kicking Made-Attempts	3-3	1-1
Rushing Made-Attempts	0-0	0-1
FIELD GOALS Made-Attempts	0-0	1-1
SAFETIES	0	0
FINAL SCORE	21	16
TIME OF POSSESSION	30:33	29:27

7

JACKSONVILLE 37, JACKSONVILLE 24

Oct. 25, 1998 • Mile High Stadium • Denver

Weather: Partly Cloudy, 63°, Wind N 7 mph • Attendance: 75,217 • Time: 3:30

On a day full of record-setting performances, the Broncos ran their record to 7-0 for the first time in franchise history with a 37-24 victory over Jacksonville in front of 75,217 at Mile High Stadium. The Broncos used a balanced offense (295 pass/170 rush), an aggressive defense (7 sacks, 1 turnover), and a special teams effort that will never be forgotten to secure their 20th consecutive regular season home win, their eighth straight regular season win, and their 12th consecutive victory (regular and postseason) overall.

The highlight of the day was an NFL-record-tying 63-yard field goal by Jason Elam, equaling the 28-year old standard set by New Orleans' Tom Dempsey (Nov. 8, 1970). With Elam's history-making effort to close the first half preceded by the Terrell Davis and John Elway show, Denver took a 27-10 lead to the locker room at halftime. Elway connected with Ed McCaffrey from 41 yards out on the first play of the second quarter to give Denver a 10-3 lead. After a fumble by Mark Brunell at the Jaguars' nine, Davis plowed in from four yards out to give the Broncos a 14-point advantage. Jacksonville scored its first touchdown on a 4-yd. Fred Taylor run to cut the lead to 17-10, but then Davis scored again, this time from 1 yard out, to set up Elam's record kick.

The Jaguars scored the only points of the third quarter on Brunell's second TD pass of the day, but Davis countered with his franchise record-tying third TD of the game, this time from 37 yards out. Davis would finish the day with 136 yards on 31 carries, putting him at 1,001 yards after seven games, joining him with Jim Brown (1958) and O.J. Simpson (1973, '75) as the only NFL players to reach 1,000 that fast. With three rushing TDs he reached 50 for his career, passing Sammy Winder (48) for second place on the Broncos all-time list. It was the third time in his career that Davis has rushed for three touchdowns in a game and the fifth time he had scored three TDs total in a game. Elway threw the 7,000th pass of his career, joining Dan Marino as the only QB to reach this figure, and Elam passed Rich Karlis (655) for second place on Denver's all-time scoring list. The win was the 40th in the regular season for Mike Shanahan as Broncos' head coach, reaching this win total in just 55 games, another team record.

OFFICIALS

Referee — Phil Luckett (59; Umpire — Hendi Anich (115); Head Linesman — Earnie Frantz (111); Line Judge — Dale Orem (51); Field Judge — Dick Creed (61); Side Judge — Laird Hayes (125); Back Judge — Ron Spitler (119)

STARTING LINEUPS

Jacksonville Jaguars				Denver Broncos			
Offense		Defense		Offense		Defense	
WR 82 J. Smith	LDE 99 J. Smeenge	WR 80 R. Smith	LE 90 N. Smith	LT 77 T. Jones	LT 94 K. Traylor	LB 56 K. Burns	LB 56 K. Burns
LT 71 T. Boselli	RDT 64 J. Jurkovic	LT 77 T. Jones	LT 94 K. Traylor	LG 69 M. Schlereth	RT 93 T. Pryce	LB 56 K. Burns	LB 56 K. Burns
LG 62 B. Coleman	RT 97 R. Wynn	LG 69 M. Schlereth	RT 93 T. Pryce	C 66 T. Brasen	RE 96 M. Tanuwasa	LB 56 K. Burns	LB 56 K. Burns
C 65 Q. Neujahr	TDE 90 T. Brasen	C 66 T. Brasen	RE 96 M. Tanuwasa	RG 62 D. Neil	WLB 51 J. Mobley	LB 56 K. Burns	LB 56 K. Burns
RG 76 R. Tylski	SLB 55 B. Paup	RT 74 H. Swayne	WLB 51 J. Mobley	RT 74 H. Swayne	SLB 53 B. Romanowski	LB 56 K. Burns	LB 56 K. Burns
RT 72 L. Searcy	MLB 58 B. Schwartz	TE 84 S. Sharpe	SLB 53 B. Romanowski	TE 84 S. Sharpe	LCB 39 R. Crockett	LB 56 K. Burns	LB 56 K. Burns
TE 83 P. Mitchell	WLB 51 K. Hardy	WR 87 E. McCaffrey	LCB 39 R. Crockett	WR 87 E. McCaffrey	RCB 21 D. Gordon	LB 56 K. Burns	LB 56 K. Burns
WR 87 K. McCardell	LCB 21 A. Beasley	QB 7 J. Elway	RCB 21 D. Gordon	QB 7 J. Elway	SS 26 E. Brown	LB 56 K. Burns	LB 56 K. Burns
QB 8 M. Brunell	RCB 41 D. Thomas	HB 30 T. Davis	SS 26 E. Brown	HB 30 T. Davis	FS 27 S. Atwater	LB 56 K. Burns	LB 56 K. Burns
RB 28 F. Taylor	S 20 D. Darius	FB 29 H. Griffith	FS 27 S. Atwater	FB 29 H. Griffith		LB 56 K. Burns	LB 56 K. Burns
FB 31 D. Shelton	S 37 C. Hudson					LB 56 K. Burns	LB 56 K. Burns

DENVER SUBSTITUTIONS: K 1 J. Elam, P 16 T. Rouen, CB 20 T. James, RB 22 V. Hebron, CB 25 D. Johnson, CB 28 T. Paul, RB 31 D. Loville, S 34 T. Braxton, RB 37 A. Lynn, FB 42 D. Smith, LB 56 K. Burns, G 63 D. Diaz-Infante, T 78 M. Lepsis, WR 83 J. Armour, WR 85 W. Green, TE 86 B. Chamberlain, TE 89 D. Carswell, DE 91 A. Williams, DE 95 M. Washington, DE 96 H. Hasselbach, DT 97 M. Lodish, LB 99 S. Joyner. **DID NOT PLAY:** QB 6 B. Brister, **INACTIVE:** QB 14 B. Griese, S 48 G. Coghill, LB 54 N. Wayne, C 60 K.C. Jones, T 70 T. Teague, DE 73 C. Brown, G 79 C. Banks, WR 82 M. Nash.

FIELD GOALS (made () & missed)

		(45)		(51)WL		(31)		(63)		(32)		OT		TOTAL	
VISITOR	Jacksonville Jaguars	1	2	3	4	—	—	—	—	—	—	—	—	24	37
HOME	Denver Broncos	3	7	7	7	—	—	—	—	—	—	—	—	24	37

Team		Qtr	Clock	SCORING PLAY	Visitor	Home
BRONCOS	1	10:39		J. Elam 31 yd. Field Goal (10-63, 4:21)	0	3
JAGUARS	1	4:01		M. Hollis 45 yd. Field Goal (12-45, 4:08)	3	3
BRONCOS	2	14:52		E. McCaffrey 41 yd. pass from J. Elway (J. Elam, kick) (7-72, 4:09)	3	10
BRONCOS	2	11:08		T. Davis 4 yd. run (J. Elam, kick) (2-9, 0:54)	3	17
JAGUARS	2	10:45		F. Taylor 4 yd. pass from M. Brunell (M. Hollis, kick) (1-4, 0:23)	10	17
BRONCOS	2	5:18		T. Davis 1 yd. run (J. Elam, kick) (10-69, 5:27)	10	24
BRONCOS	2	0:00		J. Elam 63 yd. Field Goal (9-32, 2:48)	10	27
JAGUARS	3	5:25		D. Jones 31 yd. pass from M. Brunell (M. Hollis, kick) (6-79, 2:34)	17	27
BRONCOS	4	14:14		T. Davis 37 yd. run (J. Elam, kick) (1-37, 0:09)	17	34
JAGUARS	4	10:35		P. Mitchell 2 yd. pass from M. Brunell (M. Hollis, kick) (9-64, 3:39)	24	34
BRONCOS	4	5:21		J. Elam 32 yd. Field Goal (10-62, 5:14)	24	37

FINAL BRONCOS DEFENSIVE STATISTICS

(Based on coaches' film review)

Player	UT	A	TT	PD	FF	FR	S-yds	I-yds	Player	UT	A	TT	PD	FF	FR	S-yds	I-yds
B. Romanowski	6	1	7	1	0	0	1.5-11.5	0-0	K. Traylor	2	0	2	0	0	1	0-0	0-0
T. Pryce	6	0	6	0	0	0	2-17	0-0	E. Brown	1	1	2	0	0	0	0-0	0-0
T. James	4	1	5	1	0	0	0-0	0-0	D. Gordon	1	1	2	1	0	0	0-0	0-0
J. Mobley	4	1	5	1	0	0	0-0	0-0	M. Lodish	0	2	2	0	0	0	0-0	0-0
S. Atwater	3	2	5	0	0	0	0-0	0-0	N. Smith	1	0	1	0	0	0	1-20	0-0
G. Cadrez	3	1	4	0	0	0	1-8	0-0	M. Washington	0	0	1	0	0	0	0-0	0-0
D. Johnson	3	1	4	0	0	0	0-0	0-0	A. Williams	1	0	1	0	0	0	0-0	0-0
H. Hasselbach	3	0	3	0	0	0	1-12	0-0	S. Joyner	0	0	0	0	0	0	0-0	0-0
R. Crockett	2	1	3	1	0	0	0.5-2.5	0-0	T. Paul	0	0	0	0	0	0	0-0	0-0
T. Braxton	1	2	3	1	0	0	0-0	0-0	Team Totals	44	14	58	6	0	1	7-71	0-0
M. Tanuwasa	2	0	2	0	0	0	0-0	0-0									

FINAL INDIVIDUAL STATISTICS

Jacksonville Jaguars										Denver Broncos																
RUSHING		ATT	YDS	AVG	LG	TD	PASSING		ATT	YDS	AVG	LG	TD	RUSHING		ATT	YDS	AVG	LG	TD						
F. Taylor		6	27	4.5	25	0	T. Davis		31	136	4.4	37	3	T. Davis		31	136	4.4	37	3						
D. Shelton		3	21	7.0	16	0	J. Elway		2	16	8.0	13	0	J. Elway		2	16	8.0	13	0						
M. Brunell		5	16	3.2	7	0	D. Loville		2	10	5.0	8	0	D. Loville		2	10	5.0	8	0						
G. Jones		2	2	1.0	2	0	R. Smith		1	8	8.0	8	0	R. Smith		1	8	8.0	8	0						
Total		16	66	4.1	25	0	Total		36	170	4.7	37	3	Total		36	170	4.7	37	3						
PASSING		ATT	CMP	YDS	TD	LG	IN	PASS RECEIVING		NO	YDS	LG	TD	PASSING		ATT	CMP	YDS	TD	LG	IN					
M. Brunell		46	28	353	7/71	3	311	0	J. Elway		35	21	295	0/0	1	411	0	J. Elway		35	21	295	0/0	1	411	0
Total		46	28	353	7/71	3	311	0	Total		35	21	295	0/0	1	411	0	Total		35	21	295	0/0	1	411	0
PUNT RECEIVING		NO	YDS	LG	TD	INTERCEPTIONS		NO	YDS	LG	TD	PUNT RECEIVING		NO	YDS	LG	TD	INTERCEPTIONS		NO	YDS	LG	TD			
K. McCardell		9	113	25	0	Total		0	0	0	0	Total		21	295	41	1	Total		0	0	0	0			
J. Smith		8	121	31	1	PUNTING		NO	YDS	AVG	TD	IN20	LG	PUNTING		NO	YDS	AVG	TD	IN20	LG					
F. Taylor		5	50	17	1	B. Barker		4	158	39.5	0	0	46	T. Rouen		3	125	41.7	0	0	45					
P. Mitchell		3	13	13	1	Total		4	158	39.5	0	0	46	Total		3	125	41.7	0	0	45					
D. Jones		1	31	31	1	PUNT RETURNS		NO	FC	YDS	LG	TD	D. Gordon		1	0	10	10	0							
R. Barlow		1	20	20	0	M. Logan		1	0	17	17	0	(DOWNED)		1	0	0	0	0							
D. Shelton		1	5	5	0	R. Barlow		1	0	1	1	0	(OUT OF BOUNDS)		2	0	0	0	0							
Total		28	353	31	3	Returns		2	18	17	0	0	Returns		1	10	10	0	0							
KICKOFF RETURNS		NO	FC	YDS	LG	TD	KICKOFF RETURNS		NO	FC	YDS	LG	TD	KICKOFF RETURNS		NO	FC	YDS	LG	TD						
R. Barlow		6	0	206	91	0	V. Hebron		4	0	110	39	0	D. Loville		1	0	10	10	0						
M. Logan		1	0	17	17	0	Returns		5	120	39	0	0	Returns		5	120	39	0	0						
Total		7	0	223	91	0	FUMBLES		Fum	Own	Rec.	Yds	TD	FF	Fum	Own	Rec.	Yds	TD	FF						
Jacksonville Jaguars		1	0	0	0	0	M. Logan		1	0	0	0	0	0	Denver Broncos		0	0	0	0	0					
M. Logan		0	1	0	0	0	T. Fordham		0	1	0	0	0	0	T. Paul		0	0	0	0	0					
T. Fordham		0	1	0	0	0	M. Brunell		1	0	-1	0	0	0	K. Traylor		0	0	0	0	0					
M. Brunell		1	0	-1	0	0	Total		2	1	-1	0	0	0	Total		0	0	0	0	0					


FINAL TEAM STATISTICS

	VISITOR JAGUARS	HOME BRONCOS
TOTAL FIRST DOWNS		
By Rushing	24	24
By Passing	5	10
By Penalty	18	12
	1	2
THIRD DOWN EFFICIENCY	5-14-36%	6-14-43%
FOURTH DOWN EFFICIENCY	1-2-50%	0-2-0%
TOTAL NET YARDS	348	465
Total Offensive Plays (inc. times thrown passing)	69	71
Average gain per offensive play	5.0	6.5
NET YARDS RUSHING	66	170
Total Rushing Plays	16	36
Average gain per rushing play	4.1	4.7
NET YARDS PASSING	282	295
Times thrown — yards lost attempting to pass	7-71	0-0
Gross yards passing	353	295
PASS ATTEMPTS-COMPLETIONS-HAD INTERCEPTED	46-28-0	35-21-0
Average gain per pass play (inc. # thrown passing)	5.3	8.4
KICKOFFS Number-In End Zone-Touchbacks	5-0-0	7-2-0
PUNTS Number and Average	4-39.5	3-41.7
Had Blocked	0	0
FGs — PATs Had Blocked	0-0	0-0
TOTAL RETURN YARDAGE (Not Including Kickoffs)	18	10
No. and Yards Punt Returns	2-18	1-10
No. and Yards Kickoff Returns	7-223	5-120
No. and Yards Interception Returns	0-0	0-0
PENALTIES Number and Yards	9-56	8-54
FUMBLES Number and Lost	2-1	0-0
TOUCHDOWNS		
Rushing	3	4
Passing	0	3
	3	1
EXTRA POINTS Made-Attempts	3-3	4-4
Kicking Made-Attempts	3-3	4-4
FIELD GOALS Made-Attempts		
SAFETIES	1-2	3-3
FINAL SCORE	0	0
TIME OF POSSESSION	24	37
	26:13	33:47

8

DENVER 33, CINCINNATI 26

Nov. 1, 1998 • Cinergy Field • Cincinnati, Ohio



Weather: Partly Cloudy, 60°, Wind NE 5 mph, • Attendance: 59,974 • Time: 3:14

The Broncos improved to a franchise-best start of 8-0 with a 33-26 nail-biter over the Bengals in front of 59,974 at Cinergy Field in Cincinnati. The win was also Denver's ninth straight in the regular season — tied for second-best in franchise history — and 13th straight including postseason (team record). The Broncos prevailed over the Bengals for the eighth consecutive time and 10th in the last 11 meetings.

The day did not begin on a promising note for the Broncos, as they allowed an opponent to score on its opening drive for the first time all season, falling behind — at any point in a game — for only the second time, 3-0. The two teams would exchange field goals until right before halftime, when Neil O'Donnell hooked up with Damon Gibson from 17 yards out to put the Broncos behind at the half for the first time all year, 12-6.

The Broncos came out on fire in the second half, driving 74 yards in seven plays, capped by a John Elway-to-Willie Green scoring pass from 17 yards out to give Denver a 13-12 lead. The Bengals would regain the lead at 18-13, only to see Denver drive 68 yards in nine plays, capped by a Terrell Davis 2-yard touchdown run.

After a blocked punt by Vaughn Hebronn set up an Elway-to-McCaffrey 25-yard score, the Bengals tied the score at 26 with 2:54 remaining on a spectacular one-handed grab by tight end Marco Battaglia from 1-yard out and a two-point conversion. However, Elway led the Broncos to another fourth-quarter win (the 46th of his career) with a five-play, 53-yard drive that was set up by Hebronn's 38-yard kickoff return and capped by a 5-yard run by Davis.

Davis, who rushed for more than 100 yards for the seventh straight game, passed Sammy Winder (5,428) for second place in rushing yards by a Bronco. Elway completed his 4,000th pass on the same play that produced Shannon Sharpe's 500th career reception, a 2-yd. completion on the final play of the first half. Elway also tied Warren Moon (286) for fourth place all-time in touchdown passes. McCaffrey led all receivers with a career-high 133 yards and scored a touchdown among his seven receptions.

OFFICIALS

Referee — Bob McElwee (95); Umpire — Scott Dawson (70); Head Linesman — Tom Stabile (24); Line Judge — Ron Phares (10); Field Judge — Bill Lovett (98); Side Judge — Larry Rose (128); Back Judge — Billy Smith (2)

STARTING LINEUPS

Denver Broncos				Cincinnati Bengals			
Offense		Defense		Offense		Defense	
WR 80 R. Smith	LE 90 N. Smith	LT 77 T. Jones	LT 94 K. Taylor	WR 81 C. Pickens	LE 90 M. Bankston	LT 77 K. Sargent	LT 94 K. Taylor
LG 69 M. Schlereth	RT 93 T. Pryce	C 66 T. Nalen	RE 98 M. Tanuvasa	LG 74 R. Braham	NT 67 K. von Oelhoffen	RE 96 C. Simmons	RE 98 M. Tanuvasa
RG 62 D. Neil	WLB 51 J. Mobley	RT 74 H. Swayne	MLB 59 G. Cadrez	C 65 D. Briz	LGB 50 J. Francis	LGB 50 J. Francis	WLB 51 J. Mobley
TE 84 S. Sharpe	SLB 53 B. Romanowski	WR 87 E. McCaffrey	LCB 39 R. Crockett	RG 66 K. Blackman	RILB 56 B. Simmons	RILB 56 B. Simmons	SLB 53 B. Romanowski
QB 7 J. Elway	RCB 21 D. Gordon	QB 7 J. Elway	RCB 21 D. Gordon	WR 85 J. Hundon	LCB 33 A. Ambrose	LCB 33 A. Ambrose	RCB 21 D. Gordon
HB 30 T. Davis	SS 26 E. Brown	HB 30 T. Davis	SS 26 E. Brown	QB 12 N. O'Donnell	RCB 27 A. Hawkins	RCB 27 A. Hawkins	SS 26 E. Brown
FB 42 D. Smith	FS 27 S. Atwater	FB 42 D. Smith	FS 27 S. Atwater	SS 35 S. Shade	SS 35 S. Shade	SS 35 S. Shade	FS 27 S. Atwater

DENVER SUBSTITUTIONS: K 1 J. Elam, P 16 T. Rouen, CB 20 T. James, RB 22 V. Hebronn, CB 25 D. Johnson, CB 28 T. Paul, RB 31 D. Loville, S 34 T. Braxton, RB 37 A. Lynn, S 48 G. Coghill, LB 56 K. Burns, G 63 D. Diaz-Infante, T 78 M. Lepsis, WR 83 J. Armour, WR 85 W. Green, TE 86 B. Charnier, TE 89 D. Carwell, DE 91 A. Williams, DE 95 M. Washington, DE 96 H. Hasselbach, DT 97 M. Lodish, LB 99 S. Joyner, DE NOT PLAY, CB 6 B. Broder, INACTIVE: QB 14 B. Griese, FB 29 H. Griffith, LB 54 N. Wayne, C 60 K.C. Jones, T 70 T. Teague, DE 73 C. Brown, G 79 C. Banks, WR 82 M. Nash.

FIELD GOALS (made () & missed)

J. Elam		(33) (37)		D. Pelfrey		(25) (23) 52WR	
VISITOR	Denver Broncos	1	2	3	4	OT	TOTAL
HOME	Cincinnati Bengals	3	3	7	20	—	33
		3	9	0	14	—	26

Team	Qtr	Clock	SCORING PLAY	SCORE
		Time		Visitor Home
BENGALS	1	11:04	D. Pelfrey 25 yd. Field Goal (10-70, 3:56)	0 3
BRONCOS	1	4:17	J. Elam 33 yd. Field Goal (9-52, 3:31)	3 3
BENGALS	2	8:37	D. Pelfrey 23 yd. Field Goal (12-48, 5:49)	3 6
BENGALS	2	2:12	J. Elam 37 yd. Field Goal (12-54, 6:25)	6 6
BENGALS	2	0:57	D. Gibson 17 yd. pass from N. O'Donnell (2-pt. attempt failed) (6-52, 1:15)	6 12
BRONCOS	3	11:20	W. Green 17 yd. pass from J. Elway (J. Elam, kick) (7-74, 3:40)	13 12
BENGALS	4	12:00	J. Hundon 11 yd. pass from N. O'Donnell (2-pt. attempt failed) (11-60, 5:30)	13 18
BRONCOS	4	7:05	T. Davis 2 yd. run (2-pt. attempt failed) (9-68, 4:55)	19 18
BRONCOS	4	5:04	E. McCaffrey 25 yd. pass from J. Elway (J. Elam, kick) (2-25, 0:47)	26 18
BENGALS	4	2:54	M. Battaglia 1 yd. pass from N. O'Donnell (C. Pickens, N. O'Donnell pass) (9-64, 2:10)	26 26
BRONCOS	4	0:58	T. Davis 5 yd. run (J. Elam, kick) (5-53, 1:56)	33 26

FINAL BRONCOS DEFENSIVE STATISTICS

(Based on coaches' film review)

Player	UT	A	TT	PD	FF	FR	S-yds	I-yds	Player	UT	A	TT	PD	FF	FR	S-yds	I-yds
G. Cadrez	7	4	11	0	0	0	0-0	0-0	T. Braxton	3	0	3	0	0	0	0-0	0-0
E. Brown	9	1	10	0	0	0	0-0	0-0	R. Crockett	3	0	3	0	0	0	0-0	0-0
D. Gordon	7	1	8	1	0	0	0-0	0-0	M. Tanuvasa	3	0	3	0	0	0	0-0	0-0
T. Pryce	6	2	8	0	0	0	0-0	0-0	H. Hasselbach	1	1	2	0	0	0	0-0	0-0
J. Mobley	5	2	7	4	1	0	0-0	0-0	K. Burns	1	0	1	0	0	0	0-0	0-0
S. Atwater	4	1	5	0	0	0	0-0	0-0	D. Johnson	1	0	1	1	0	0	0-0	0-0
B. Romanowski	4	1	5	0	0	0	0-0	0-0	M. Lodish	1	0	1	0	0	0	1-4	0-0
K. Taylor	4	1	5	0	0	0	0-0	0-0	M. Washington	1	0	1	0	0	0	0-0	0-0
N. Smith	2	2	4	0	0	0	0-0	0-0	T. James	0	0	0	0	0	0	0-0	0-0
A. Williams	2	2	4	0	0	0	1-8	0-0	Team Totals	64	18	82	7	1	1	2-12	0-0

FINAL INDIVIDUAL STATISTICS

Denver Broncos										Cincinnati Bengals													
RUSHING	ATT	YDS	AVG	LG	TD					RUSHING	ATT	YDS	AVG	LG	TD								
T. Davis	27	149	5.5	18	2					C. Dillon	35	110	3.1	27	0								
D. Loville	1	2	2.0	2	0					D. Gibson	1	9	9.0	9	0								
J. Elway	1	-1	-1.0	-1	0					B. Bennett	2	6	3.0	4	0								
										N. O'Donnell	1	2	2.0	2	0								
Total	29	150	5.2	18	2					Total	39	127	3.3	27	0								
PASSING	ATT	CMP	YDS	TD	LG	IN					PASSING	ATT	CMP	YDS	TD	LG	IN						
J. Elway	26	15	213	2/11	2	33	1					N. O'Donnell	37	20	257	2/12	3	40	0				
Total	26	15	213	2/11	2	33	1					Total	37	20	257	2/12	3	40	0				
PASS RECEIVING	NO	YDS	LG	TD					PASS RECEIVING	NO	YDS	LG	TD										
E. McCaffrey	7	133	33	1					C. Pickens	5	85	24	0										
S. Sharpe	3	35	17	0					T. McGee	4	73	40	0										
D. Smith	2	8	7	0					D. Gibson	3	66	38	1										
W. Green	1	17	17	1					J. Hundon	2	20	11	1										
R. Smith	1	17	17	0					B. Milne	2	13	12	0										
T. Davis	1	3	3	0					M. Battaglia	2	4	3	1										
									W. Jackson	1	11	11	0										
									C. Dillon	1	5	5	0										
Total		15	213	33	2					Total	20	257	40	3									
INTERCEPTIONS	NO	YDS	LG	TD					INTERCEPTIONS	NO	YDS	LG	TD										
	0	0	0	0					S. Shade	1	1	1	0										
Total	0	0	0	0					Total	1	1	1	0										
PUNTING	NO	YDS	AVG	TB	IN20	LG					PUNTING	NO	YDS	AVG	TB	IN20	LG						
T. Rouen	3	140	46.7	1	0	52					L. Johnson	2	73	36.5	0	0	48						
											(BLOCKED)	1	0	0.0	0	0	0						
Total	3	140	46.7	1	0	52					Total	3	73	24.3	0	0	48						
PUNT RETURNS	NO	FC	YDS	LG	TD					PUNT RETURNS	NO	FC	YDS	LG	TD								
D. Gordon	1	0	9	9	0					D. Gibson	2	0	5	7	0								
(DOWNED)	1	0	0	0	0					(TOUCHBACK)	1	0	0	0	0								
Returns	1		9	9	0					Returns	2		5	7	0								
KICKOFF RETURNS	NO	FC	YDS	LG	TD					KICKOFF RETURNS	NO	FC	YDS	LG	TD								
V. Hebron	6	0	161	38	0					T. Mack	7	0	212	61	0								
Returns	6		161	38	0					Returns	7		212	61	0								
Denver Broncos	Own	Opp.	Out					Cincinnati Bengals	Own	Opp.	Out												
FUMBLES	Fum	Rec.	Yds	TD	FF	Rec.	Yds	TD	Fum	Rec.	Yds	TD	FF	Rec.	Yds	TD	Bnds						
B. Romanowski	0	0	0	0	0	1	0	0	1	0	0	0	0	0	0	0	0						
E. McCaffrey	1	0	0	0	0	0	0	0	0	0	0	0	0	0	0	0	0						
R. Smith	0	1	11	0	0	0	0	0	0	0	0	0	0	0	0	0	0						
Total	1	1	11	0	0	1	0	0	0	0	0	0	0	0	0	0	0						


FINAL TEAM STATISTICS

VISITOR BRONCOS		HOME BENGALS	
TOTAL FIRST DOWNS	20	25	
By Rushing	8	8	
By Passing	10	12	
By Penalty	2	5	
THIRD DOWN EFFICIENCY	5-10-50%	12-20-60%	
FOURTH DOWN EFFICIENCY	0-0-0%	1-2-50%	
TOTAL NET YARDS	352	372	
Total Offensive Plays (inc. times thrown passing)	57	78	
Average gain per offensive play	6.2	4.8	
NET YARDS RUSHING	150	127	
Total Rushing Plays	29	39	
Average gain per rushing play	5.2	3.3	
NET YARDS PASSING	202	245	
Times thrown — yards lost attempting to pass	2-11	2-12	
Gross yards passing	213	257	
PASS ATTEMPTS-COMPLETIONS-HAD INTERCEPTED	26-15-1	37-20-0	
Average gain per pass play (inc. # thrown passing)	7.2	6.3	
KICKOFFS Number-In End Zone-Touchbacks	7-0-0	6-2-0	
PUNTS Number and Average	3-46.7	3-24.3	
Had Blocked	0	1	
FGs — PATs Had Blocked	0-0	0-0	
TOTAL RETURN YARDAGE (Not including Kickoffs)	9	6	
No. and Yards Punt Returns	1-9	2-5	
No. and Yards Kickoff Returns	6-161	7-212	
No. and Yards Interception Returns	0-0	1-1	
PENALTIES Number and Yards	9-106	6-50	
FUMBLES Number and Lost	1-0	1-1	
TOUCHDOWNS	4	3	
Rushing	2	0	
Passing	2	3	
EXTRA POINTS Made-Attempts	3-4	1-3	
Kicking Made-Attempts	3-3	0-0	
Rushing Made-Attempts	0-1	0-1	
Passing Made-Attempts	0-0	1-2	
FIELD GOALS Made-Attempts	2-2	2-3	
SAFETIES	0	0	
FINAL SCORE	33	26	
TIME OF POSSESSION	27:34	32:26	

9

DENVER 27. SAN DIEGO 10

Nov. 8, 1998 • Mile High Stadium • Denver



Weather: Cloudy, 37° (wind chill 31°), Wind S 6 mph • Attendance: 74,925 • Time: 3:23

The Broncos ran their record to 9-0 to start a season for the first time in franchise history and recorded their franchise record-tying 10th regular season win (14th overall) with a 27-10 victory over San Diego in front of 74,925 at Mile High Stadium. It was also Denver's franchise-record 21st consecutive regular season home victory, the third-longest streak in NFL history.

The game started inauspiciously for the home team, as QB John Elway strained rib muscles in pre-game warmups and was unable to start a game in which he played for only the third time in his career, and first time since 1984 (at Chicago, Sept. 9). However, Bubba Brister filled in admirably again, completing 20 of 33 for 229 yards with 2 TDs and one INT to lead Denver to a 20-0 halftime lead. Terrell Davis scored both of Denver's first-half touchdowns, the first on a 4-yard catch and the second on a 24-yard run on 3rd-and-6 out of the shotgun formation. The two field goals in the first half by Jason Elam tied him with Rich Karlis for the team record of 13 consecutive field goals made.

A Darrien Gordon interception of a Ryan Leaf pass set up Brister's second touchdown pass of the day, a 7-yarder to Ed McCaffrey, who recorded his second straight 100-yard game for the first time in his career, tied his career highs of nine receptions and 133 yards, the latter total coming for the second week in a row. Davis, who rushed for 69 yards on 20 carries and caught two passes for 19 yards, scored two touchdowns in the game to run his season total to 16 and break his own franchise single-season record in just nine games. The rushing touchdown was his 15th of the season, tying his single season franchise record in that category. Davis' two TDs raised his career total to 54, tying Floyd Little for the franchise record. Denver's win also enabled them to become only the ninth team in NFL history to start a season 9-0.

OFFICIALS

Referee — Tom White (123); Umpire — Jim Quirk (5); Head Linesman — James Wilson (43); Line Judge — Ben Montgomery (117); Field Judge — Scott Steenson (88); Side Judge — Dave Wyant (16); Back Judge — Bob Waggoner (25)

STARTING LINEUPS

San Diego Chargers

Offense		Defense	
WR 80 B. Still	LE 90 M. Coleman	WR 80 R. Smith	LE 90 N. Smith
LT 65 J. Jackson	LT 96 N. Hand	LT 77 T. Jones	LT 94 K. Traylor
LG 73 A. Taylor	RT 97 J. Parrella	LG 69 M. Schlereth	RT 93 T. Pryce
C 67 R. Fortin	RE 99 R. Johnson	C 66 T. Nalen	RE 98 M. Tanuvasa
RG 64 K. Jacox	OLB 58 L. Bush	RG 62 D. Neil	OLB 51 J. Mobley
TE 63 R. McKenzie	ILB 54 K. Gouveia	TE 74 H. Swayne	MLB 59 G. Cadrez
RT 88 F. Jones	ILB 55 J. Seau	TE 84 S. Sharpe	SLB 53 B. Romanowski
WR 86 M. Ricks	LCB 27 C. Dimry	WR 87 E. McCaffrey	LCB 39 R. Crockett
QB 16 R. Leaf	RCB 29 T. Shaw	QB 6 B. Brister	RCB 21 D. Gordon
H 83 J. Burke	SS 37 R. Harrison	HB 30 T. Davis	SS 26 E. Brown
RB 20 N. Means	FS 42 G. Jackson	FB 29 H. Griffith	FS 27 S. Atwater

Denver Broncos

Offense		Defense	
WR 80 B. Still	LE 90 M. Coleman	WR 80 R. Smith	LE 90 N. Smith
LT 65 J. Jackson	LT 96 N. Hand	LT 77 T. Jones	LT 94 K. Traylor
LG 73 A. Taylor	RT 97 J. Parrella	LG 69 M. Schlereth	RT 93 T. Pryce
C 67 R. Fortin	RE 99 R. Johnson	C 66 T. Nalen	RE 98 M. Tanuvasa
RG 64 K. Jacox	OLB 58 L. Bush	RG 62 D. Neil	OLB 51 J. Mobley
TE 63 R. McKenzie	ILB 54 K. Gouveia	TE 74 H. Swayne	MLB 59 G. Cadrez
RT 88 F. Jones	ILB 55 J. Seau	TE 84 S. Sharpe	SLB 53 B. Romanowski
WR 86 M. Ricks	LCB 27 C. Dimry	WR 87 E. McCaffrey	LCB 39 R. Crockett
QB 16 R. Leaf	RCB 29 T. Shaw	QB 6 B. Brister	RCB 21 D. Gordon
H 83 J. Burke	SS 37 R. Harrison	HB 30 T. Davis	SS 26 E. Brown
RB 20 N. Means	FS 42 G. Jackson	FB 29 H. Griffith	FS 27 S. Atwater

DENVER SUBSTITUTIONS: K 1 J. Elam, QB 7 J. Elway, P 16 T. Rouen, CB 20 T. James, RB 22 V. Hebron, CB 25 D. Johnson, CB 28 T. Paul, RB 31 D. Loville, S 34 T. Braxton, RB 37 A. Lynn, FB 42 D. Smith, LB 56 K. Burns, G 63 D. Diaz-Infante, T 78 M. Lapsis, WR 82 M. Nash, WR 85 W. Green, TE 86 B. Chamberlain, TE 89 D. Carswell, DE 91 A. Williams, DE 95 M. Washington, DE 96 H. Hasselbach, DT 97 M. Lodish, LB 99 S. Joyner. **DID NOT PLAY:** None. **INACTIVE:** CB 14 B. Griesse, S 48 G. Coghill, LB 54 N. Wayne, C 60 K.C. Jones, T 70 T. Teague, DE 73 C. Brown, G 79 C. Banks, WR 83 J. Armour.

FIELD GOALS (made () & missed)

		J. Elam		(31) (26)			
VISITOR	San Diego Chargers	1	2	3	4	OT	TOTAL
HOME	Denver Broncos	0	0	0	10	—	10
		7	13	7	0	—	27

Team	Qtr	Clock	SCORING PLAY	SCORE
		Time		Visitor Home
BRONCOS	1	1:04	T. Davis 4 yd. pass from B. Brister (J. Elam, kick) (5-25, 1:59)	0 7
BRONCOS	2	8:51	J. Elam 31 yd. Field Goal (10-55, 4:35)	0 10
BRONCOS	2	2:49	T. Davis 24 yd. run (J. Elam, kick) (8-61, 4:46)	0 17
BRONCOS	2	0:04	J. Elam 26 yd. Field Goal (6-42, 2:08)	0 20
BRONCOS	3	10:16	E. McCaffrey 7 yd. pass from B. Brister (J. Elam, kick) (1-7, 0:07)	0 27
CHARGERS	4	8:50	F. Jones 14 yd. pass from C. Whelihan (C. Whelihan, run) (14-92, 7:46)	8 27
CHARGERS	4	2:23	B. Brister out of the end zone, sacked, forced by TEAM for a SAFETY	10 27

FINAL BRONCOS DEFENSIVE STATISTICS

(Based on coaches' film review)

Player	UT	A	TT	PD	FF	FR	S-yds	I-yds	Player	UT	A	TT	PD	FF	FR	S-yds	I-yds
J. Mobley	10	2	12	0	0	0	0-0	0-0	M. Tanuvasa	2	0	2	0	0	1	1-3	0-0
K. Traylor	4	2	6	0	0	0	0-0	0-0	T. Braxton	1	0	1	0	0	0	0-0	0-0
S. Atwater	3	1	4	0	0	0	0-0	0-0	D. Johnson	1	0	1	0	0	0	0-0	0-0
R. Crockett	3	1	4	0	0	0	0-0	0-0	S. Joyner	1	0	1	0	0	0	0-0	0-0
D. Gordon	3	1	4	1	0	0	0-0	1-36	T. Pryce	1	0	1	0	0	0	0-0	0-0
B. Romanowski	3	1	4	1	1	0	0-0	0-0	M. Lodish	0	1	1	0	0	0	0-0	0-0
M. Washington	2	2	4	0	0	0	0-0	0-0	A. Williams	0	0	0	0	0	0	0-0	0-0
N. Smith	1	3	4	0	0	0	0-0	0-0	T. James	0	0	0	0	0	0	0-0	0-0
E. Brown	3	0	3	0	0	0	0-0	0-0	T. Paul	0	0	0	0	0	0	0-0	0-0
G. Cadrez	1	2	3	0	0	0	0-0	0-0	Team Totals	41	16	57	3	1	1	1-3	1-36
H. Hasselbach	2	0	2	0	0	0	0-0	0-0									

FINAL INDIVIDUAL STATISTICS

San Diego Chargers						
RUSHING	ATT	YDS	AVG	LG	TD	
N. Means	19	78	4.1	15	0	
K. Bynum	1	-1	-1.0	-1	0	
C. Whelihan	1	0	0.0	0	0	
Total	21	77	3.7	15	0	

PASSING						
	ATT	CMP	YDS	TD	LG	IN
C. Whelihan	23	13	113	0/0	1	27
R. Leaf	15	4	26	1/3	0	17
Total	38	17	139	1/3	1	27

PASS RECEIVING						
	NO	YDS	LG	TD		
F. Jones	5	36	14	1		
N. Means	4	1	7	0		
C. Jones	3	34	13	0		
B. Still	2	37	27	0		
J. Burke	1	17	17	0		
W. Slaughter	1	12	12	0		
W. Davis	1	2	2	0		
Total	17	139	27	1		

INTERCEPTIONS						
	NO	YDS	LG	TD		
R. Harrison	1	10	10	0		
Total	1	10	10	0		

PUNTING						
	NO	YDS	AVG	TB	IN20	LG
D. Bennett	8	258	32.3	0	0	47
Total	8	258	32.3	0	0	47

PUNT RETURNS						
	NO	FC	YDS	LG	TD	
L. Rachal	1	1	9	9	0	
(DOWNED)	2	0	0	0	0	
(TOUCHBACK)	1	0	0	0	0	

Returns						
	1		9	9	0	

KICKOFF RETURNS						
	NO	FC	YDS	LG	TD	
T. Stephens	3	0	64	35	0	
K. Bynum	2	0	27	20	0	
L. Rachal	1	0	25	25	0	
C. Jones	1	0	8	8	0	
Returns	7		124	35	0	

San Diego Chargers FUMBLES						
	Fum	Own	Rec.	Yds	TD	Out
C. Jones	1	0	0	0	0	0
K. Bynum	1	0	0	0	0	0
N. Means	1	0	0	0	0	0
Total	3	1	0	0	0	0

Denver Broncos						
RUSHING	ATT	YDS	AVG	LG	TD	
T. Davis	20	69	3.5	24	1	
V. Hebron	2	5	2.5	3	0	
B. Brister	2	-2	-1.0	-1	0	
Total	24	72	3.0	24	1	

PASSING						
	ATT	CMP	YDS	TD	LG	IN
B. Brister	33	20	229	2/15	2	32
J. Elway	3	1	12	1/9	0	12
Total	36	21	241	3/24	2	32

PASS RECEIVING						
	NO	YDS	LG	TD		
E. McCaffrey	9	133	32	1		
S. Sharpe	5	53	24	0		
R. Smith	5	36	12	0		
T. Davis	2	19	15	1		

Total						
	21	241	32	2		

INTERCEPTIONS						
	NO	YDS	LG	TD		
D. Gordon	1	36	36	0		
Total	1	36	36	0		

PUNTING						
	NO	YDS	AVG	TB	IN20	LG
T. Rouen	5	232	46.4	2	3	63
Total	5	232	46.4	2	3	63

PUNT RETURNS						
	NO	FC	YDS	LG	TD	
D. Gordon	3	0	22	15	0	
T. Paul	1	0	0	0	0	
(DOWNED)	3	0	0	0	0	
(OUT OF BOUNDS)	1	0	0	0	0	
Returns	4		22	15	0	

KICKOFF RETURNS						
	NO	FC	YDS	LG	TD	
V. Hebron	1	0	15	15	0	
(TOUCHBACK)	1	0	0	0	0	

Returns						
	1		15	15	0	

FINAL TEAM STATISTICS

TOTAL FIRST DOWNS

By Rushing	13
By Passing	4
By Penalty	7
Total	24

THIRD DOWN EFFICIENCY

FOURTH DOWN EFFICIENCY

TOTAL NET YARDS

Total Offensive Plays (inc. times thrown passing)

Average gain per offensive play

NET YARDS RUSHING

Total Rushing Plays

Average gain per rushing play

NET YARDS PASSING

Times thrown — yards lost attempting to pass

Gross yards passing

PASS ATTEMPTS-COMPLETIONS-HAD INTERCEPTED

Average gain per pass play (inc. # thrown passing)

KICKOFFS Number-In End Zone-Touchbacks

PUNTS Number and Average

Had Blocked

FGs — PATs Had Blocked

TOTAL RETURN YARDAGE (Not including Kickoffs)

No. and Yards Punt Returns

No. and Yards Kickoff Returns

No. and Yards Interception Returns

PENALTIES Number and Yards

FUMBLES Number and Lost

TOUCHDOWNS

Rushing

Passing

EXTRA POINTS Made-Attempts

10

DENVER 30, KANSAS CITY 7

Nov. 16, 1998 • Arrowhead Stadium • Kansas City, Mo.

Weather: Clear, 54°, Wind N 5 mph • Attendance: 78,100 • Time: 3:09

The Broncos ran their record to 10-0 and won their franchise-record 11th consecutive regular season game (15 including postseason) with a 30-7 triumph at Kansas City in front of 78,100 at Arrowhead Stadium and an ABC Monday Night Football national television audience.

The win also helped Denver tie the NFL record for best start by a defending Super Bowl champion, equalling the 1990 San Francisco 49ers' mark of 10-0. It was also the second straight win at Arrowhead for the Broncos, something they have not done since winning six straight at Arrowhead from 1974-79.

The Broncos, playing without starting quarterback John Elway (ribs) and starting fullback Howard Griffith (knee), blew the contest wide open in the first quarter, scoring long touchdowns on their first two drives. First, Bobby Brister ended the 5-play, 67-yard opening drive with a career-best 38-yard bootleg run for a 7-0 lead. Terrell Davis followed that with a 41-yard TD run on Denver's next possession, capping a 3-play, 79-yard drive that took just 1:05 off the clock.

The Chiefs countered with their only score of the night, a three-yard TD pass from Rich Gannon to Kimble Anders midway through the second quarter to cut the Broncos' lead to 14-7, but Jason Elam closed out the first half scoring with two field goals. The first was his 14th in a row without a miss, helping him set a new franchise record for consecutive field goals, breaking the record he shared with Rich Karlis (13).

The Broncos' defense and numerous personal foul penalties by the Chiefs dominated the second half, with the only scores coming on another Elam FG and a 2-yard TD run by Derek Loville. Davis notched his fifth career 100-yard game against the Chiefs and his fourth in a row against the AFC West foe. During the contest he passed Floyd Little (54) for first place on Denver's all-time touchdown list, passed Sammy Winder (6,730) for third place on Denver's all-time total yards from scrimmage list, and broke his own team mark with his 16th rushing touchdown of the season. The 18 rushes are the fewest Davis has ever needed to reach the century mark. The win made Denver the first NFL team to start a season 10-0 since the 1991 Washington Redskins and made the Broncos the first team in NFL history to start three consecutive seasons winning nine of their first 10 games (9-1 in both 1996 and 1997).

OFFICIALS

Referee — Dick Hantak (105); Umpire — Carl Madsen (92); Head Linesman — Dale Williams (8); Line Judge — Byron Boston (18); Field Judge — Lloyd McPeters (64); Side Judge — Gary Lane (120); Back Judge — Richard Reels (83)

STARTING LINEUPS

Denver Broncos						Kansas City Chiefs					
Offense			Defense			Offense			Defense		
WR 80	R. Smith	LE 90	N. Smith	SE 89	A. Rison	DE 93	J. Browning	LT 69	J. Criswell	NT 71	T. Barndt
LT 77	T. Jones	RT 94	K. Traylor	LG 62	G. Parker	DT 75	C. McGlockton	LG 62	G. Parker	DT 75	C. McGlockton
C 66	T. Nalen	RE 98	M. Tanuvasa	C 61	T. Grunhard	FALC 59	D. Thomas	C 66	T. Nalen	RE 98	M. Tanuvasa
RG 62	D. Neil	WLB 51	J. Mobley	RG 68	W. Shields	ILB 56	W. Simmons	RG 62	D. Neil	WLB 51	J. Mobley
RT 74	H. Swayne	MLB 59	G. Cadrez	RT 66	V. Riley	MLB 59	D. Edwards	RT 74	H. Swayne	MLB 59	G. Cadrez
TE 84	S. Sharpe	SLB 53	B. Romanowski	TE 88	T. Gonzalez	RLB 50	A. Davis	TE 84	S. Sharpe	SLB 53	B. Romanowski
WR 87	E. McCaffrey	LCB 39	R. Crockett	FL 82	D. Alexander	LCB 29	M. McMillian	WR 87	E. McCaffrey	LCB 39	R. Crockett
QB 6	B. Brister	RCB 21	D. Gordon	QB 12	R. Gannon	RCB 40	J. Hasty	QB 6	B. Brister	RCB 21	D. Gordon
HB 30	T. Davis	SS 26	E. Brown	HB 30	D. Bennett	SS 25	R. Tongue	HB 30	T. Davis	SS 26	E. Brown
FB 42	D. Smith	FS 27	S. Atwater	FB 38	K. Anders	FS 21	J. Woods	FB 42	D. Smith	FS 27	S. Atwater

DENVER SUBSTITUTIONS: K 1 J. Elam, P 16 T. Rouen, CB 20 T. James, RB 22 V. Hebron, CB 25 D. Johnson, CB 28 T. Paul, RB 31 D. Loville, S 34 T. Braxton, RB 37 A. Lynn, S 48 G. Coghill, LB 56 K. Burns, G 63 D. Diaz-Infante, T 78 M. Lepsis, WR 82 M. Nash, WR 85 W. Green, TE 86 B. Chamberlain, TE 89 D. Carswell, DE 91 A. Williams, DE 95 M. Washington, DE 96 H. Hasselbach, DT 97 M. Lodish, LB 99 S. Joyner. **DID NOT PLAY:** QB 14 B. Griese. **INACTIVE:** QB 7 J. Elway, FB 29 H. Griffith, LB 54 N. Wayne, C 60 K.C. Jones, T 70 T. Teague, DE 73 C. Brown, G 79 C. Banks, WR 83 J. Armour.

FIELD GOALS (made (___) & missed)

J. Elam	(42)	(46)	(35)	2022 SERIES (WEEK 1) - DENVER						
				1	2	3	4	OT	TOTAL	
VISITOR	Denver Broncos			14	6	3	7	—	30	
HOME	Kansas City Chiefs			0	7	0	0	—	7	

Team	Qtr	Clock	SCORING PLAY	Score	Visitor	Home
BRONCOS	1	12:18	B. Brister 38 yd. run (J. Elam, kick) (5-67, 2:42)	7	0	
BRONCOS	1	7:36	T. Davis 41 yd. run (J. Elam, kick) (3-79, 1:05)	14	0	
CHIEFS	2	6:31	K. Anders 3 yd. pass from R. Gannon (P. Stoyanovich, kick) (14-87, 7:44)	14	7	
BRONCOS	2	3:19	J. Elam 42 yd. Field Goal (8-40, 3:12)	17	7	
BRONCOS	2	0:14	J. Elam 46 yd. Field Goal (5-40, 0:57)	20	7	
BRONCOS	3	3:05	J. Elam 35 yd. Field Goal (13-80, 7:05)	23	7	
BRONCOS	4	3:11	D. Loville 2 yd. run (J. Elam, kick) (9-80, 4:25)	30	7	

FINAL BRONCOS DEFENSIVE STATISTICS

(Based on coaches' film review)

Player	UT	A	TT	PD	FF	FR	S-yds	I-yds	Player	UT	A	TT	PD	FF	FR	S-yds	I-yds
G. Cadrez	7	5	12	1	0	0	0-0	0-0	T. Braxton	3	0	3	1	0	0	0-0	0-0
J. Mobley	9	1	10	0	0	0	0-0	0-0	T. Pryce	2	1	3	0	0	0	1-10	0-0
B. Romanowski	5	4	9	1	0	0	0-0	1-4	M. Washington	1	2	3	0	0	0	0-0	0-0
D. Gordon	4	1	5	0	0	0	0-0	0-0	G. Coghill	2	0	2	0	0	0	0-0	0-0
M. Tanuvasa	4	1	5	0	0	0	2-23	0-0	H. Hasselbach	1	1	2	0	0	0	0-0	0-0
S. Atwater	1	4	5	0	0	0	0-0	0-0	A. Williams	1	1	2	0	0	0	0-0	0-0
R. Crockett	4	0	4	1	0	0	0-0	0-0	D. Johnson	1	0	1	0	0	0	0-0	0-0
K. Traylor	4	0	4	0	0	0	1-1	0-0	T. Paul	1	0	1	0	0	0	0-0	0-0
E. Brown	3	1	4	0	0	0	0-0	0-0	M. Lodish	0	0	0	0	0	0	0-0	0-0
N. Smith	2	2	4	0	0	0	0-0	0-0	Team Totals	55	24	79	4	0	0	4-34	1-4

FINAL INDIVIDUAL STATISTICS

Denver Broncos											Kansas City Chiefs																
RUSHING	ATT	YDS	AVG	LG	TD	PASSING	ATT	CMP	YDS	TD	RUSHING	ATT	YDS	AVG	LG	TD	PASSING	ATT	CMP	YDS	TD						
T. Davis	18	111	6.2	41	1	R. Gannon	39	26	224	4/34	B. Morris	9	20	2.2	6	0	R. Gannon	39	26	224	4/34						
B. Brister	6	47	7.8	38	1	B. Brister	23	13	180	1/6	D. Bennett	5	10	2.0	6	0	B. Brister	23	13	180	1/6						
D. Loville	10	40	4.0	11	1	A. Rison	23	13	180	1/6	R. Shehee	1	1	1.0	1	0	A. Rison	23	13	180	1/6						
R. Smith	1	7	7.0	7	0	E. McCaffrey	1	1	19	0	K. Anders	2	-1	-0.5	1	0	E. McCaffrey	1	1	19	0						
Total	35	205	5.9	41	3	Total	39	26	224	4/34	Total	19	31	1.6	6	0	Total	19	31	1.6	6						
PASSING	ATT	CMP	YDS	TKD/Y	TD	LG	IN	PASSING	ATT	CMP	YDS	TKD/Y	TD	LG	IN	PASSING	ATT	CMP	YDS	TKD/Y	TD	LG	IN				
B. Brister	23	13	180	1/6	0	31	0	R. Gannon	39	26	224	4/34	1	23	1	B. Brister	23	13	180	1/6	0	31	0				
Total	23	13	180	1/6	0	31	0	Total	39	26	224	4/34	1	23	1	Total	39	26	224	4/34	1	23	1				
PASS RECEIVING	NO	YDS	LG	TD	INTERCEPTIONS	NO	YDS	LG	TD	INTERCEPTIONS	NO	YDS	LG	TD	INTERCEPTIONS	NO	YDS	LG	TD	INTERCEPTIONS	NO	YDS	LG	TD			
R. Smith	5	50	20	0	B. Romanowski	1	4	4	0	B. Romanowski	1	4	4	0	B. Romanowski	1	4	4	0	B. Romanowski	1	4	4	0			
S. Sharpe	3	56	22	0	Total	1	4	4	0	Total	1	4	4	0	Total	1	4	4	0	Total	1	4	4	0			
M. Nash	2	38	31	0	INTERCEPTIONS	NO	YDS	LG	TD	INTERCEPTIONS	NO	YDS	LG	TD	INTERCEPTIONS	NO	YDS	LG	TD	INTERCEPTIONS	NO	YDS	LG	TD			
E. McCaffrey	1	19	19	0	Total	0	0	0	0	Total	0	0	0	0	Total	0	0	0	0	Total	0	0	0	0			
D. Smith	1	16	16	0	PUNT RETURNS	NO	FC	YDS	LG	TD	PUNT RETURNS	NO	FC	YDS	LG	TD	PUNT RETURNS	NO	FC	YDS	LG	TD	TD				
W. Green	1	3	3	0	Total	1	0	0	0	Total	4	0	0	0	Total	4	0	0	0	Total	4	0	0	0			
Total	13	180	31	0	INTERCEPTIONS	NO	YDS	LG	TD	INTERCEPTIONS	NO	YDS	LG	TD	INTERCEPTIONS	NO	YDS	LG	TD	INTERCEPTIONS	NO	YDS	LG	TD			
INTERCEPTIONS	NO	YDS	LG	TD	NO	YDS	LG	TD	NO	YDS	LG	TD	NO	YDS	LG	TD	NO	YDS	LG	TD	NO	YDS	LG	TD			
B. Romanowski	1	4	4	0	Total	0	0	0	0	Total	0	0	0	0	Total	0	0	0	0	Total	0	0	0	0			
Total	1	4	4	0	PUNTING	NO	YDS	AVG	TB	IN20	LG	PUNTING	NO	YDS	AVG	TB	IN20	LG	PUNTING	NO	YDS	AVG	TB	IN20	LG		
T. Rouen	4	162	40.5	0	2	51	T. Rouen	4	162	40.5	0	2	51	L. Aguilar	6	229	38.2	0	2	41	L. Aguilar	6	229	38.2	0	2	41
Total	4	162	40.5	0	2	51	Total	4	162	40.5	0	2	51	Total	6	229	38.2	0	2	41	Total	6	229	38.2	0	2	41
PUNT RETURNS	NO	FC	YDS	LG	TD	PUNT RETURNS	NO	FC	YDS	LG	TD	PUNT RETURNS	NO	FC	YDS	LG	TD	PUNT RETURNS	NO	FC	YDS	LG	TD	TD			
D. Gordon	1	0	0	0	0	D. Gordon	1	0	0	0	0	D. Gordon	1	0	0	0	0	D. Gordon	1	0	0	0	0	0			
(DOWNED)	1	0	0	0	0	(DOWNED)	1	0	0	0	0	(DOWNED)	1	0	0	0	0	(DOWNED)	1	0	0	0	0	0			
(OUT OF BOUNDS)	3	0	0	0	0	(OUT OF BOUNDS)	3	0	0	0	0	(OUT OF BOUNDS)	3	0	0	0	0	(OUT OF BOUNDS)	3	0	0	0	0	0			
Returns	1	0	0	0	0	Returns	1	0	0	0	0	Returns	1	0	0	0	0	Returns	1	0	0	0	0	0			
KICKOFF RETURNS	NO	FC	YDS	LG	TD	KICKOFF RETURNS	NO	FC	YDS	LG	TD	KICKOFF RETURNS	NO	FC	YDS	LG	TD	KICKOFF RETURNS	NO	FC	YDS	LG	TD	TD			
V. Hebron	2	0	45	24	0	V. Hebron	2	0	45	24	0	V. Hebron	2	0	45	24	0	V. Hebron	2	0	45	24	0	0			
Returns	2	0	45	24	0	Returns	2	0	45	24	0	Returns	2	0	45	24	0	Returns	2	0	45	24	0	0			
Denver Broncos	Own Rec.	Yds	TD	FF	Opp. Rec.	Yds	TD	Own Rec.	Yds	TD	Opp. Rec.	Yds	TD	Own Rec.	Yds	TD	Opp. Rec.	Yds	TD	Own Rec.	Yds	TD	Opp. Rec.	Yds	TD		
Fumbles	0	0	0	0	1	0	0	0	0	0	0	0	0	0	0	0	0	0	0	0	0	0	0	0			
D. Carswell	0	0	0	0	1	0	0	0	0	0	0	0	0	0	0	0	0	0	0	0	0	0	0	0			
D. Johnson	0	0	0	0	1	0	0	0	0	0	0	0	0	0	0	0	0	0	0	0	0	0	0	0			
Total	0	0	0	0	2	0	0	0	0	0	0	0	0	0	0	0	0	0	0	0	0	0	0	0			



Weather: Sunny, 73°, Wind NE 8 mph • **Attendance:** 75,325 • **Time:** 3:07

The Broncos ran their record to 11-0 and scored their 16th straight win (including postseason) with a 40-14 triumph over the Raiders in front of 75,325 at Mile High Stadium. The win gave Denver a four-game cushion in the AFC West and a three-game lead on the entire AFC, and enabled the Broncos to become only the 10th team in NFL history to begin a season 11-0.

After a slow offensive start with just a Jason Elam field goal in the first quarter, the Broncos ran off 14 second quarter points to build a 17-0 advantage just before the half. Oakland would fight back however, to close the gap to 17-7 at the break with a 6-play, 80-yard drive in just 41 seconds, capped by a Donald Hollas-to-Rickey Dudley 29-yard TD pass.

The highlight of the first half, however, came on a routine 5-yard completion by John Elway to Willie Green — providing the yardage to lift Elway over the 50,000-yard passing mark for his career, just the second player to do so (Dan Marino). Elway became the only player in NFL history to run for more than 3,000 yards and throw for more 50,000 in a career.

The Raiders would score another touchdown in the third quarter, this time on a 14-yard hookup between Hollas and James Jett to narrow the Broncos' lead to 17-14. But the Broncos would answer as they had all season long, reeling off the last 23 points of the game to produce the comfortable margin of victory.

Elway would complete 17 of 25 passes on the day for 197 yards and three touchdowns, enabling him to tie Warren Moon (290) and Johnny Unitas (290) for third place all-time in touchdown passes. Terrell Davis rushed for 162 yards on 31 carries (1 TD) and caught three passes for 26 yards in the victory to move him past the 7,000-yard mark in total yards from scrimmage, the second-highest total for a player in the first four years of his career. Only he and Eric Dickerson have been able to reach this staggering number just four years into their careers.

Tyrone Braxton set up Denver's final touchdown with the 34th interception of his Bronco career (36th overall), moving him into fourth place on the franchise's all-time list. Elam also ran his franchise-record consecutive field goal streak to 18. The win extended Denver's franchise-record regular season home win streak to 22 games.

OFFICIALS

Referee — Ron Winter (14); **Umpire** — Ed Coukart (71); **Head Linesman** — Stanford Rivers (121); **Line Judge** — Jeff Bergman (32); **Field Judge** — Steven Zimmer (33); **Side Judge** — Ken Baker (91); **Back Judge** — Jeff Triplett (42)

STARTING LINEUPS

Oakland Raiders				Denver Broncos			
Offense		Defense		Offense		Defense	
WR 82	J. Jett	DE 93	J. Harris	WR 80	R. Smith	LE 90	N. Smith
LT 79	M. Collins	DT 67	R. Maryland	LT 77	T. Jones	LT 94	K. Taylor
LG 76	S. Wisniewski	DT 96	D. Russell	LG 69	M. Schlereth	RT 93	T. Pryce
C 63	B. Robbins	DE 51	L. Johnstone	C 66	T. Nalen	RE 98	M. Tanuvasa
RG 74	D. Graham	OLB 57	T. Wooden	RG 62	D. Neil	WLB 51	J. Mobley
TE 72	L. Kennedy	MLB 54	G. Biekert	TE 74	H. Swayne	MLB 59	G. Cadrez
RT 83	R. Dudley	OLB 52	R. Harvey	RT 84	S. Sharpe	SLB 53	B. Romanowski
WR 81	T. Brown	CB 24	C. Woodson	WR 85	W. Green	LCB 39	P. Crockett
QB 12	D. Hollas	CB 38	M. Walker	QB 7	J. Elway	RCB 21	D. Gordon
RB 40	J. Ritchie	SS 41	L. Riddick	HB 30	T. Davis	SS 34	T. Braxton
RB 26	N. Kaufman	FS 29	A. Lewis	FB 29	H. Griffith	FS 27	S. Atwater

DENVER SUBSTITUTIONS: K 1 J. Elam, P 16 T. Rouen, CB 20 T. James, RB 22 V. Hebron, CB 25 D. Johnson, CB 28 T. Paul, RB 31 D. Loville, RB 37 A. Lynn, FB 42 D. Smith, S 48 G. Coghill, LB 56 K. Burns, G 63 D. Diaz-Infante, T 78 M. Lepsis, WR 82 M. Nash, WR 83 J. Armour, TE 86 B. Chamberlain, TE 89 D. Carswell, DE 91 A. Williams, DE 95 M. Washington, DE 96 H. Hasselbach, DT 97 M. Lodish, LB 99 S. Joyner, **DID NOT PLAY:** CB 6 B. Brister, **INACTIVE:** CB 14 B. Griese, S 26 E. Brown, LB 54 N. Wayne, C 60 K. C. Jones, T 70 T. League, DE 73 C. Brown, G 79 C. Banks, WR 87 E. McCaffrey.

FIELD GOALS (made () & missed)

		J. Elam (33) (23)					
		1	2	3	4	OT	TOTAL
VISITOR	Oakland Raiders	0	7	7	0	—	14
HOME	Denver Broncos	3	14	0	23	—	40

Team	Qtr	Clock Time	SCORING PLAY	SCORE	
				Visitor	Home
BRONCOS	1	8:24	J. Elam 33 yd. Field Goal (6-35, 3:00)	0	3
BRONCOS	2	10:53	S. Sharpe 7 yd. pass from J. Elway (J. Elam, kick) (10-80, 5:47)	0	10
BRONCOS	2	1:13	T. Davis 1 yd. run (J. Elam, kick) (17-93, 7:58)	0	17
RAIDERS	2	0:32	R. Dudley 29 yd. pass from D. Hollas (G. Davis, kick) (6-80, 0:41)	7	17
RAIDERS	3	5:06	J. Jett 14 yd. pass from D. Hollas (G. Davis, kick) (12-73, 5:17)	14	17
BRONCOS	4	13:37	J. Elam 23 yd. Field Goal (11-77, 6:29)	14	20
BRONCOS	4	11:50	R. Smith 28 yd. pass from J. Elway (2-pt. Attempt Failed) (3-36, 1:00)	14	25
BRONCOS	4	4:39	H. Griffith 3 yd. pass from J. Elway (J. Elam, kick) (7-40, 4:28)	14	33
BRONCOS	4	2:23	V. Hebron 3 yd. run (J. Elam, kick) (1-3, 0:06)	14	40

FINAL BRONCOS DEFENSIVE STATISTICS

(Based on coaches' film review)

Player	UT	A	TT	PD	FF	FR	S-yds	I-yds	Player	UT	A	TT	PD	FF	FR	S-yds	I-yds
J. Moyley	9	3	12	1	0	0	0-0	0-0	T. Fryce	3	0	3	0	0	0	0-0	0-2
M. Tanuvasa	5	0	1	0	0	0	1-7	0-0	M. Washington	2	0	0	0	0	0	1-8	0-0
B. Romanowski	5	0	5	0	0	0	0-0	0-0	M. Lodish	1	0	1	0	0	0	0-0	0-0
S. Atwater	3	2	5	1	0	0	0-0	0-0	N. Smith	1	0	1	0	0	0	0-0	1-2
G. Cadrez	3	2	5	0	0	0	0-0	0-0	G. Coghill	0	0	0	0	0	0	0-0	0-0
D. Gordon	3	2	5	1	0	0	0-0	0-0	H. Hasselbach	0	0	0	0	0	0	0-0	0-0
T. Baxton	4	0	4	1	0	0	0-0	1-72	T. James	0	0	0	0	0	0	0-0	0-0
R. Crockett	4	0	4	0	0	0	0-0	0-0	D. Johnson	0	0	0	0	0	0	0-0	0-0
A. Williams	2	2	4	1	0	0	0-0	0-0	T. Paul	0	0	0	0	0	0	0-0	0-0
K. Traylor	1	3	4	0	0	0	0-0	0-0	Team Totals	46	15	61	6	0	0	4-25	3-74



FINAL INDIVIDUAL STATISTICS

Oakland Raiders											Denver Broncos																	
RUSHING		ATT	YDS	AVG	LG	TD						RUSHING		ATT	YDS	AVG	LG	TD										
H. Williams		9	35	3.9	16	0						T. Davis		31	162	5.2	20	1										
N. Kaufman		9	8	0.9	4	0						D. Loville		5	29	5.8	12	0										
D. Hollas		1	6	6.0	6	0						V. Hebron		1	3	3.0	3	0										
												J. Elway		4	2	0.5	5	0										
Total		19	49	2.6	16	0						Total		41	196	4.8	20	2										
PASSING		ATT	CMP	YDS	TKD/ YD	TD	LG	IN						PASSING		ATT	CMP	YDS	TKD/ YD	TD	LG	IN						
D. Hollas		35	20	270	4/25	2	32	3						J. Elway		25	17	197	1/10	3	28t	0						
														R. Smith		1	1	14	0/0	0	14	0						
Total		35	20	270	4/25	2	32	3						Total		26	18	211	1/10	3	28t	0						
PASS RECEIVING				NO	YDS	LG	TD						PASS RECEIVING				NO	YDS	LG	TD								
T. Mickens				4	86	32	0						R. Smith				6	95	28t	1								
T. Brown				4	65	32	0						S. Sharpe				3	41	24	1								
D. Brown				3	38	17	0						T. Davis				3	26	10	0								
N. Kaufman				3	21	9	0						W. Green				2	17	12	0								
H. Williams				3	12	5	0						H. Griffith				2	8	5	1								
R. Dudley				1	29	29t	1						J. Elway				1	14	14	0								
J. Jett				1	14	14t	1																					
J. Ritchie				1	5	5	0						M. Nash				1	10	10	0								
Total				20	270	32	2						Total				18	211	28	3								
INTERCEPTIONS				NO	YDS	LG	TD						INTERCEPTIONS				NO	YDS	LG	TD								
													T. Braxton				1	72	72	0								
													N. Smith				1	2	2	0								
													R. Crockett				1	0	0	0								
Total				0	0	0	0						Total				3	74	72	0								
PUNTING		NO	YDS	AVG	TB	IN20	LG						PUNTING		NO	YDS	AVG	TB	IN20	LG								
L. Araguz		7	333	47.6	2	3	57						T. Rouen		3	131	43.7	0	1	53								
Total		7	333	47.6	2	3	57						Total		3	131	43.7	0	1	53								
PUNT RETURNS				NO	FC	YDS	LG	TD						PUNT RETURNS				NO	FC	YDS	LG	TD						
D. Howard				1	0	10	10	0						D. Gordon				2	0	44	44	0						
(DOWNED)				1	0	0	0	0						(DOWNED)				2	0	0	0	0						
(OUT OF BOUNDS)				1	0	0	0	0						(OUT OF BOUNDS)				1	0	0	0	0						
														(TOUCHBACK)				2	0	0	0	0						
Returns				1		10	10	0						Returns				2		44	44	0						
KICKOFF RETURNS				NO	FC	YDS	LG	TD						KICKOFF RETURNS				NO	FC	YDS	LG	TD						
D. Howard				5	0	108	29	0						V. Hebron				2	0	46	27	0						
(TOUCHBACK)				3	0	0	0	0						M. Tanuvasa				1	0	13	13	0						
Returns				5		108	29	0						Returns				3		59	27	0						
Oakland Raiders FUMBLES											Denver Broncos FUMBLES																	
Fum	Own Rec.	Yds	TD	FF	Opp. Rec.	Yds	TD	Out Ends						Fum	Own Rec.	Yds	TD	FF	Opp. Rec.	Yds	TD	Out Ends						
0	0	0	0	0	1	0	0	0						0	0	0	0	0	0	0	0	0	0					
0	0	0	0	0	0	1	1	0						0	0	0	0	0	0	0	0	0	0					
0	0	0	0	0	1	1	0	0						0	0	0	0	0	0	0	0	0	0					
Total	0	0	0	0	1	1	1	0						Total	1	0	0	0	0	0	0	0	0					

FINAL TEAM STATISTICS

	RAIDERS	BRONCOS
TOTAL FIRST DOWNS		
By Rushing	15	28
By Passing	2	13
By Penalty	13	13
	0	2
THIRD DOWN EFFICIENCY	4-13-31%	3-10-30%
FOURTH DOWN EFFICIENCY	0-0-0%	1-1-100%
TOTAL NET YARDS	294	397
Total Offensive Plays (inc. times thrown passing)	58	68
Average gain per offensive play	5.1	5.8
NET YARDS RUSHING	49	196
Total Rushing Plays	19	41
Average gain per rushing play	2.6	4.8
NET YARDS PASSING	245	201
Times thrown - yards lost attempting to pass	4-25	1-10
Gross yards passing	270	211
PASS ATTEMPTS-COMPLETIONS-HAD INTERCEPTED		
Average gain per pass play (inc. # thrown passing)	35-20-3	26-18-0
	6.3	7.4
KICKOFFS Number-In End Zone-Touchbacks	3-1-0	8-5-3
PUNTS Number and Average	7-47.6	3-43.7
Had Blocked	0	0
FGs - PATs Had Blocked	0-0	0-0
TOTAL RETURN YARDAGE (Not Including Kickoffs)	10	118
No. and Yards Punt Returns	1-10	2-44
No. and Yards Kickoff Returns	5-108	3-59
No. and Yards Interception Returns	0-0	3-74
PENALTIES Number and Yards	9-44	6-52
FUMBLES Number and Lost	0-0	1-1
TOUCHDOWNS		
Rushing	2	5
Passing	0	2
	2	3
EXTRA POINTS Made-Attempts	2-2	4-5
Kicking Made-Attempts	2-2	4-4
Rushing Made-Attempts	0-0	0-1
FIELD GOALS Made-Attempts	0-0	2-2
SAFETIES	0	0
FINAL SCORE	14	40
TIME OF POSSESSION	23:56	38:00



Weather: Clear, 63°, Wind WSW 9 mph • Attendance: 66,532 • Time: 3:14

The Broncos wrapped up their ninth AFC West crown and improved to 12-0 on the season with a 31-16 victory over the San Diego Chargers before 66,532 at Qualcomm Stadium and an ESPN national television audience.

The win stretched Denver's overall win streak to 17 (one off the NFL record), their regular season win streak to 13 (franchise record), and their road win streak to six (one off the team record). They also swept the AFC West on the road for the first time since 1977.

After an inauspicious start that saw a fumble on their first offensive play turn into a 3-0 Charger lead, the Broncos' offense cranked it up, scoring on their next two possessions, both on John Elway-to-Ed McCaffrey hookups of 15 and 37 yards. The first of those two moved Elway into sole possession of third place all-time in touchdown passes, breaking the tie he had with Warren Moon (290) and Johnny Unitas (290).

In the second quarter, the two teams combined for six turnovers and only seven points. Those seven were scored by Denver, as Elway hooked up with Rod Smith from 13 yards out to send the Broncos to the locker room with a 21-10 lead.

The lead grew to 31-10 on the strength of Elway's fourth TD pass of the night, this one to Shannon Sharpe in the third quarter, and Jason Elam's 34-yard field goal in the fourth quarter. Elam, who maintained his season-long perfection on both field goals and extra points, went over the 700-point mark for his career, joining Jim Turner as the only Broncos to do so. He also equaled the previous franchise record for PATs in a season, breaking his own mark of 46 (1996, '97).

Terrell Davis, returning to his hometown and the site of his Super Bowl MVP performance of a year ago, was held to 74 yards on the night by the Chargers' No. 1-ranked run defense, but he still managed to reach another milestone during the contest. He became the third player in NFL history (Barry Sanders, 1994-97) to accumulate three 1,500-yard rushing seasons in a row. He also became the second player (Eric Dickerson) to reach three 1,500s in the first four years of a career. With the win, Denver became the fourth team in NFL history to start a season 12-0.

OFFICIALS

Referee — Jerry Markbreit (9); **Umpire** — Ed Fiffick (57); **Head Linesman** — Terry Gierke (72); **Line Judge** — Mark Steinkerchner (84); **Field Judge** — Don Hakes (96); **Side Judge** — Don Carlsen (39); **Back Judge** — Bob McGrath (35)

STARTING LINEUPS

Denver Broncos				San Diego Chargers			
Offense		Defense		Offense		Defense	
WR 80	R. Smith	LE 90	N. Smith	WR 82	C. Jones	LE 95	W. Fuller
LT 77	T. Jones	LT 94	K. Traylor	LT 65	J. Jackson	LT 96	N. Hand
LG 69	M. Schlereth	RT 93	T. Pryce	LG 73	A. Taylor	RT 97	J. Parrella
C 66	T. Nalen	RE 98	M. Taniuvasa	C 67	R. Fortin	RE 90	M. Coleman
RG 62	D. Neil	WLB 51	J. Mobley	RG 64	K. Jacox	OLB 51	G. Dixon
RT 74	H. Swayne	MLB 59	G. Cadrez	RT 63	R. McKenzie	ILB 56	S. Tovar
TE 84	S. Sharpe	SLB 53	B. Romanowski	TE 88	F. Jones	ILB 55	J. Seau
WR 87	E. McCaffrey	LCB 39	R. Crockett	WR 86	M. Ricks	LCB 27	C. Dimry
QB 7	J. Elway	RCB 21	D. Gordon	QB 5	C. Wheelhan	RCB 22	J. Spencer
HB 30	T. Davis	SS 34	T. Braxton	HB 83	J. Burke	SS 37	R. Harrison
FB 29	H. Gmiffith	SS 27	S. Alwater	HB 41	T. Fletcher	SS 42	G. Jackson

DENVER SUBSTITUTIONS: K 1 J. Elam, P 16 T. Rouen, CB 20 T. James, RB 22 V. Hebron, CB 25 D. Johnson, CB 28 T. Paul, RB 31 D. Loville, RB 37 A. Lynn, FB 42 D. Smith, S 48 G. Coghill, LB 56 K. Burns, G 63 D. Diaz-Infante, T 78 M. Lewis, CB 82 M. Nash, WR 85 W. Green, TE 86 B. Chamberlain, TE 89 D. Carswell, DE 91 A. Williams, DE 95 M. Washington, DE 96 H. Hasselbach, DT 97 M. Lodish, LB 99 S. Joyner, **DID NOT PLAY:** CB 6 B. Brister, **INACTIVE:** QB 14 B. Griese, S 26 E. Brown, LB 54 N. Wayne, C 60 K.C. Jones, T 70 T. Tesque, DE 73 C. Brown, G 79 C. Banks, WR 83 J. Armour.

FIELD GOALS (made () & missed)

J. Elam (34)		J. Carney (27)					
		1	2	3	4	OT	TOTAL
VISITOR	Denver Broncos	14	7	7	3	—	31
HOME	San Diego Chargers	10	0	0	6	—	16

HOME	San Diego Chargers	AT	San Diego Chargers	SCORE
Team	Qtr	Clock Time	SCORING PLAY	Visitor Home
CHARGERS	1	13:12	J. Carney 27 yd. Field Goal (5-16, 1:33)	0 3
BRONCOS	1	10:38	E. McCaffrey 15 yd. pass from J. Elway (J. Elam, kick) (3-22, 0:36)	7 3
BRONCOS	1	8:43	E. McCaffrey 37 yd. pass from J. Elway (J. Elam, kick) (5-66, 2:14)	14 3
CHARGERS	1	1:32	T. Fletcher 13 yd. run (J. Carney, kick) (9-81, 5:11)	14 10
BRONCOS	2	0:43	R. Smith 13 yd. pass from J. Elway (J. Elam, kick) (2-19, 0:22)	21 10
BRONCOS	3	4:34	S. Sharpe 18 yd. pass from J. Elway (J. Elam, kick) (14-95, 8:20)	28 10
BRONCOS	4	14:46	J. Elam 34 yd. Field Goal (9-29, 4:14)	31 10
CHARGERS	4	4:55	B. Still 47 yd. pass from C. Whellhan (2-pt. Attempt Failed) (3-60, 0:57)	31 16

FINAL BRONCOS DEFENSIVE STATISTICS

(Based on coaches' film review)

Player								Team							
UT	A	TT	PD	FF	FR	S-yds	l-yds	UT	A	TT	PD	FF	FR	S-yds	l-yds
B. Romanowski	7	1	8	0	0	0	0-0	N. Smith	2	1	3	0	0	0	0-0
G. Cadrez	5	3	8	0	0	0	0-0	M. Washington	2	1	3	0	0	0	0-0
J. Mobley	1	1	2	0	0	0	0-0	T. Pryce	1	2	3	0	0	0	0-0
R. Crockett	6	0	6	0	0	0	0-0	H. Hasselbach	2	0	2	0	0	0	0-0
T. Braxton	5	1	6	0	0	0	0-0	M. Lodish	1	1	2	0	0	0	0-0
M. Tanuvasa	3	2	5	0	1	0	0-0	K. Traylor	1	1	2	0	0	0	0-0
D. Johnson	4	0	4	1	0	0	0-0	T. Paul	1	1	2	0	0	0	0-0
S. Atwater	3	1	4	0	0	0	0-0	J. James	0	0	0	0	0	0	0-0
G. Coghill	3	1	4	0	0	0	0-0	A. Williams	0	0	0	0	0	0	0-0
D. Gordon	3	1	4	4	0	1	0-0	Team Totals	55	17	72	5	1	1	1-2



FINAL INDIVIDUAL STATISTICS

Denver Broncos										San Diego Chargers												
RUSHING	ATT	YDS	AVG	LG	TD					RUSHING	ATT	YDS	AVG	LG	TD							
T. Davis	24	74	3.1	18	0					T. Fletcher	11	54	4.9	20	1							
R. Smith	1	12	12.0	12	0					C. Wheelan	3	4	1.3	3	0							
J. Elway	4	6	1.5	8	0					C. Jones	1	4	4.0	4	0							
D. Loville	1	4	4.0	4	0					K. Byrum	2	3	1.5	2	0							
Total	30	96	3.2	18	0					Total	17	65	3.8	20	1							
PASSING	ATT	CMP	YDS	TD	LG	IN				PASSING	ATT	CMP	YDS	TD	LG	IN						
J. Elway	34	19	239	1/13	4	37t	3				C. Wheelan	53	30	304	1/2	1	47t	5				
Total	34	19	239	1/13	4	37t	3				Total	53	30	304	1/2	1	47t	5				
PASS RECEIVING	NO	YDS	LG	TD						PASS RECEIVING	NO	YDS	LG	TD								
R. Smith	8	101	21	1						T. Fletcher	11	69	10	0								
E. McCaffrey	5	74	37t	2						B. Still	5	99	47t	1								
S. Sharpe	3	31	18t	1						C. Jones	5	59	18	0								
D. Carswell	1	15	15	0						F. Jones	5	37	13	0								
W. Green	1	14	14	0						K. Byrum	2	9	6	0								
T. Davis	1	4	4	0						M. Ricks	1	20	20	0								
										J. Burke	1	11	11	0								
Total		19	239	37t	4						Total	30	304	47t	1							
INTERCEPTIONS	NO	YDS	LG	TD						INTERCEPTIONS	NO	YDS	LG	TD								
D. Gordon	2	34	17	0						C. Denny	2	38	30	0								
D. Johnson	1	34	34	0						G. Jackson	1	0	0	0								
G. Coghill	1	20	20	0																		
M. Mobley	1	-2	-2	0																		
Total	5	86	34	0								3	38	30	0							
PUNTING	NO	YDS	AVG	TB	IN20	LG				PUNTING	NO	YDS	AVG	TB	IN20	LG						
T. Rouen	5	235	47.0	1	1	62				D. Bennett	5	210	42.0	0	2	51						
Total	5	235	47.0	1	1	62				Total	5	210	42.0	0	2	51						
PUNT RETURNS	NO	FC	YDS	LG	TD						PUNT RETURNS	NO	FC	YDS	LG	TD						
D. Gordon	4	1	32	16	0						T. Galter	2	0	52	39	0						
											(DOWNED)	1	0	0	0	0						
											(OUT OF BOUNDS)	1	0	0	0	0						
											(TOUCHBACK)	1	0	0	0	0						
Returns	4		32	16	0						Returns	2		52	39	0						
KICKOFF RETURNS	NO	FC	YDS	LG	TD						KICKOFF RETURNS	NO	FC	YDS	LG	TD						
(TOUCHBACK)	3	0	113	57	0						T. Galter	6	0	84	22	0						
Returns	3		113	57	0						Returns	6		84	22	0						
Denver Broncos FUMBLES	Fum	Own	Rec.	Yds	TD	FF	Opp. Rec.	Yds	TD	Out Ends	San Diego Chargers FUMBLES	Fum	Own	Rec.	Yds	TD	FF	Opp. Rec.	Yds	TD	Out Ends	
J. Elway	1	0	0	0	0	0	0	0	0	0	J. Sea	1	0	0	0	0	0	0	1	0	0	0
M. Tarruvasa	0	0	0	0	0	1	0	0	0	0	D. Bennett	1	1	0	0	0	0	0	0	0	0	0
D. Gordon	0	0	0	0	0	1	0	0	0	0	K. Byrum	1	0	0	0	0	0	0	0	0	0	0
											C. Wheelan	1	0	0	0	0	0	0	0	0	0	0
											T. Fletcher	0	1	0	0	0	0	0	0	0	0	0
Total	1	0	0	0	0	1	1	0	0	0	Total	3	2	0	0	0	1	0	0	0	0	0

FINAL TEAM STATISTICS

	VISITOR BRONCOS	HOME CHARGERS
TOTAL FIRST DOWNS		
By Rushing	18	21
By Passing	4	4
By Penalty	14	15
	0	2
THIRD DOWN EFFICIENCY	4-11-36%	6-13-46%
FOURTH DOWN EFFICIENCY	0-0-0%	0-0-0%
TOTAL NET YARDS		
Total Offensive Plays (inc. times thrown passing)	322	367
Average gain per offensive play	71	65
	5.0	5.2
NET YARDS RUSHING		
Total Rushing Plays	96	65
Average gain per rushing play	30	17
	3.2	3.8
NET YARDS PASSING		
Times thrown - yards lost attempting to pass	228	302
Gross yards passing	1-13	1-2
	239	304
PASS ATTEMPTS-COMPLETIONS-HAD INTERCEPTED		
Average gain per pass play (inc. # thrown passing)	34-19-3	53-30-5
	6.5	5.8
KICKOFFS Number-In End Zone-Touchbacks	6-0-0	4-1-1
PUNTS Number and Average		
Had Blocked	5-47	5-42
	0	0
FGs - PATs Had Blocked	0-0	0-0
TOTAL RETURN YARDAGE (Not Including Kickoffs)		
No. and Yards Punt Returns	118	90
No. and Yards Kickoff Returns	4-32	2-52
No. and Yards Interception Returns	3-113	6-84
	5-86	3-38
PENALTIES Number and Yards	8-70	10-95
FUMBLES Number and Lost	1-1	3-1
TOUCHDOWNS		
Rushing	4	2
Passing	0	1
Interceptions	4	1
	0	0
EXTRA POINTS Made-Attempts		
Kicking Made-Attempts	4-4	1-2
Passing Made-Attempts	4-4	1-1
	0-0	0-1
FIELD GOALS Made-Attempts		
SAFETIES	1-1	1-1
	0	0
FINAL SCORE	31	16
TIME OF POSSESSION	30:01	29:59

13

DENVER 35, KANSAS CITY 31

Dec. 6, 1998 • Mile High Stadium • Denver



Weather: Partly Cloudy, 35° (wind chill 25°), Wind N 8 mph • Attendance: 54,245 • Time: 3:17

The Broncos ran their record to 13-0 and clinched home-field advantage throughout the AFC Playoffs with a 35-31 come-from-behind victory over the Kansas City Chiefs in front of 74,962 at Mile High Stadium crowd. The win also was Denver's 18th straight (including postseason) to tie the NFL record, 14th straight in the regular season and 23rd straight at home in the regular season.

Kansas City jumped to a 14-0 advantage in the first quarter, and extended it to 21-7 by the end of the quarter. Denver's quick-strike offense, however, kicked into gear in the second stanza, running off 14 points in just over three-and-a-half minutes to tie the game at 21. Davis scored two of his three touchdowns in the first half, and the Broncos' tying score came on a 13-yard scoring toss from John Elway to Ed McCaffrey with 3 minutes remaining in the half.

The Chiefs would regain the lead in the third quarter, capitalizing on Davis' first lost fumble in 836 regular season touches at the Kansas City goal line. They capped an 80-yard drive with Joe Horn's 26-yard TD catch from Rich Gannon, and then turned a blocked Jason Elam 37-yard field goal attempt into another scoring drive, this one netting three points on a 20-yard Pete Stoyanovich field goal. That put the Chiefs ahead 31-21, but only set the stage for Elway's fourth-quarter heroics. The Broncos scored on four plays from 54 yards out, capping the drive with another 1-yard TD run by Davis, his third of the day to tie the franchise record. Key to the drive was a 50-yard completion from Elway to Willie Green, that gave Denver a first down at the Chiefs' 1-yard line.

The Broncos forced the Chiefs to go three-and-out and then drove 50 yards in five plays to take the lead for good. The last score came on Shannon Sharpe's only catch of the day, a 24-yard score from Elway on 3rd-and-inches. Elway notched his 47th career game-saving drive and posted the second-highest passing-yardage total of his brilliant 16-year career, with 400. During the contest Davis became just the third NFL player to compile 6,000 rushing yards in the first four years of a career, and passed Marcus Allen for the most touchdowns scored by a player in his first four seasons.

OFFICIALS

Referee — Johnny Grier (23); Umpire — Jim Daopoulos (75); Head Linesman — John Schleyer (21); Line Judge — Gary Arthur (108); Field Judge — Duke Carroll (11); Side Judge — Neely Dunn (89); Back Judge — Scott Green (19)

STARTING LINEUPS

Kansas City Chiefs												Denver Broncos											
Offense						Defense						Offense						Defense					
SE 89	A. Rison	DE 91	L. O'Neal	WR 80	R. Smith	LE 90	N. Smith	LT 62	G. Parker	NT 71	T. Barndt	LT 77	T. Jones	LT 94	K. Traylor	LT 62	J. Smith	DT 75	C. McGlockton	LG 69	M. Schlereth	RT 93	T. Pryce
LG 65	J. Manuskus	DT 75	C. McGlockton	C 61	T. Grunhard	FALC 58	D. Thomas	RG 68	W. Shields	MLB 59	D. Edwards	C 66	T. Nalen	RE 98	M. Tanuvasa	RG 68	W. Shields	MLB 59	D. Edwards	CB 25	M. McMillian	WR 87	E. McCaffrey
RT 66	V. Riley	CB 25	M. McMillian	TE 88	T. Gonzalez	RCB 30	D. Carter	TE 88	T. Gonzalez	RCB 30	D. Carter	TE 88	T. Gonzalez	RCB 30	D. Carter	TE 88	T. Gonzalez	RCB 30	D. Carter	QB 7	J. Elway	LB 30	T. Davis
QB 12	R. Gannon	RCB 30	D. Carter	QB 7	J. Elway	LB 30	T. Davis	QB 12	R. Gannon	RCB 30	D. Carter	QB 7	J. Elway	LB 30	T. Davis	QB 12	R. Gannon	RCB 30	D. Carter	QB 7	J. Elway	LB 30	T. Davis
HB 39	B. Morris	SS 25	R. Tongue	HB 39	B. Morris	SS 25	R. Tongue	HB 39	B. Morris	SS 25	R. Tongue	HB 39	B. Morris	SS 25	R. Tongue	HB 39	B. Morris	SS 25	R. Tongue	HB 39	B. Morris	SS 25	R. Tongue
FB 38	K. Anders	FS 21	J. Woods	FB 38	K. Anders	FS 21	J. Woods	FB 38	K. Anders	FS 21	J. Woods	FB 38	K. Anders	FS 21	J. Woods	FB 38	K. Anders	FS 21	J. Woods	FB 38	K. Anders	FS 21	J. Woods

DENVER SUBSTITUTIONS: K 1 J. Elam, P 16 T. Rouen, CB 20 T. James, RB 22 V. Hebron, CB 25 D. Johnson, CB 28 T. Paul, RB 31 D. Loville, RB 37 A. Lynn, FB 42 D. Smith, S 48 G. Coghill, LB 56 K. Burns, G 63 D. Diaz-Infante, T 78 M. Lepis, WR 82 M. Nash, WR 85 W. Green, TE 86 B. Chamberlain, TE 89 D. Carswell, DE 91 A. Williams, DE 95 M. Washington, DE 96 H. Hasselbach, DT 97 M. Lodish, LB 99 S. Joyner. DID NOT PLAY: QB 6 B. Brister. INACTIVE: QB 14 B. Griese, S 26 E. Brown, LB 54 N. Wayne, C 60 K.C. Jones, T 70 T. Teague, DE 73 C. Brown, G 79 C. Banks, RB 33 J. Armour.

FIELD GOALS (made () & missed)

		J. Elam		37B			
VISITOR	Kansas City Chiefs	1	2	3	4	OT	TOTAL
HOME	Denver Broncos	21	0	7	3	—	31
		7	14	0	14	—	35

		SCORE		Visitor		Home	
Team	Qtr	Clock	Time	Score	Visitor	Home	Score
CHIEFS	1	10:41	A. Rison 26 yd. pass from R. Gannon (P. Stoyanovich, kick) (1-26, 0:06)	7	0	0	7-0
CHIEFS	1	6:29	14	0	0	14-0	
BRONCOS	1	5:06	14	7	0	14-7	
CHIEFS	1	0:12	21	7	0	21-7	
BRONCOS	2	6:31	21	14	0	21-14	
BRONCOS	2	3:00	21	21	0	21-21	
CHIEFS	3	3:40	28	21	0	28-21	
CHIEFS	4	8:25	31	21	0	31-21	
BRONCOS	4	6:48	31	28	0	31-28	
BRONCOS	4	3:34	31	35	0	31-35	

FINAL BRONCOS DEFENSIVE STATISTICS

(Based on coaches' film review)

Player	UT	A	TT	PD	FF	FR	S-yds	I-yds	Player	UT	A	TT	PD	FF	FR	S-yds	I-yds
D. Gordon	9	1	10	0	0	0	0-0	0-0	M. Washington	3	0	3	0	0	0	0-0	0-0
R. Crockett	8	1	9	0	0	0	0-0	0-0	N. Smith	2	0	2	0	0	0	0-0	0-0
J. Mobley	6	2	8	1	1	0	0-0	0-0	M. Tanuvasa	1	1	1	0	0	0	1-7	0-0
B. Romanowski	6	2	8	0	0	0	1-2	0-0	K. Burns	0	0	0	0	0	0	0-0	0-0
S. Atwater	2	4	6	1	0	0	0-0	0-0	G. Coghill	0	0	0	0	0	0	0-0	0-0
K. Traylor	4	1	5	0	0	0	0-0	0-0	H. Hasselbach	0	0	0	0	0	0	0-0	0-0
T. Braxton	3	2	5	0	0	0	0-0	0-0	D. Johnson	0	0	0	0	0	0	0-0	0-0
G. Cadrez	4	0	4	0	1	0	0-0	0-0	M. Lodish	0	0	0	0	0	0	0-0	0-0
T. Pryce	3	1	4	0	0	0	0-0	0-0	T. Paul	0	0	0	1	0	0	0-0	0-0
A. Williams	2	2	4	0	0	0	1-5	0-0	Team Totals	53	16	69	5	2	1	4-18	0-0


FINAL INDIVIDUAL STATISTICS

Kansas City Chiefs												Denver Broncos											
RUSHING												RUSHING											
B. Morris	7	14	2.0	5	1	T. Davis	24	88	3.7	21	3												
K. Anders	3	13	4.3	8	0	J. Elway	4	5	1.3	8	0												
R. Gannon	4	12	3.0	11	0	T. Rouen	1	0	0.0	0	0												
D. Bennett	3	5	1.7	3	0																		
Total	17	44	2.6	11	1	Total	29	93	3.2	21	3												
PASSING												PASSING											
R. Gannon	43	27	240	4/18	3	26t	0	J. Elway	32	22	400	2/17	2	58	1								
Total	43	27	240	4/18	3	26t	0	Total	32	22	400	2/17	2	58	1								
PASS RECEIVING												PASS RECEIVING											
A. Rison	7	81	26t	1	R. Smith	8	165	58	0														
D. Alexander	6	68	20	0	E. McCaffrey	6	103	48	1														
T. Gonzalez	4	24	11	0	T. Davis	5	45	25	0														
K. Anders	4	11	11t	1	W. Green	1	50	50	0														
J. Horn	2	34	26t	1	S. Sharpe	1	24	24t	1														
B. Morris	2	13	8	0	D. Carswell	1	13	13	0														
T. Popson	1	6	6	0																			
D. Bennett	1	3	3	0																			
Total	27	240	26	3	Total	22	400	58	2														
INTERCEPTIONS												INTERCEPTIONS											
M. McMillian	1	15	15	0																			
Total	0	0	0	0	Total	0	0	0	0	0	0												
PUNTING												PUNTING											
L. Aguiar	5	204	40.8	0	0	45	T. Rouen	3	138	46.0	0	1	50										
Total	5	204	40.8	0	0	45	Total	3	138	46.0	0	1	50										
PUNT RETURNS												PUNT RETURNS											
T. Vanover	3	0	52	37	0	D. Gordon	3	1	33	15	0												
Returns	3	52	37	0	(OUT OF BOUNDS)	1	0	0	0	0	0												
Returns	3	52	37	0	Returns	3	33	15	0														
KICKOFF RETURNS												KICKOFF RETURNS											
T. Vanover	6	0	146	34	0	V. Hebron	6	0	147	42	0												
Returns	6	146	34	0	Returns	6	147	42	0														
Kansas City Chiefs												Denver Broncos											
FUMBLES	Fum	Own Rec.	Yds	TD	FF	Own Rec.	Yds	TD	FF	Own Rec.	Yds	TD	FF										
T. Gonzalez	1	0	0	0	0	0	0	0	0	0	0	0	0										
G. Manuskus	0	0	0	0	0	1	0	0	0	1	-1	0	0										
J. Woods	0	0	0	0	0	1	0	0	0	0	0	0	0										
O'Neal	0	0	0	0	0	0	0	0	0	0	0	0	0										
A. Rison	1	1	0	0	0	0	0	0	0	1	0	0	0										
Total	2	1	0	0	1	2	0	0	0	2	-1	0	0										

14

NEW YORK GIANTS 20, DENVER 16

Dec. 13, 1998 • Giants Stadium • East Rutherford, N.J.



Weather: Cloudy; 41°, Wind NW 5 mph • Attendance: 72,336 • Time: 3:00

Denver's NFL-record-tying string of 18 consecutive victories came to a surprising conclusion at the hands of the New York Giants by a 20-16 score at Giants Stadium in front of 72,336. The loss was the first for Denver in 363 days, covering 14 regular season games and four postseason contests.

The Broncos' offense was sluggish the entire day, producing only 329 total yards — nearly 60 yards below their season average — and were held without a touchdown until just 4:08 remained in the game. That touchdown, which came on a 27-yard Terrell Davis scamper around the left corner, gave Denver a 16-13 lead, and looked as though it would be enough to send the Broncos home victorious. Denver's Tyrone Braxton forced a Gary Brown fumble that was recovered by Bill Romanowski to end the ensuring Giants possession, and took over the ball — and seemingly game — at their own 29-yard line with just 3:36 to play.

But the Broncos could not generate a first down and were forced to punt, giving the Giants possession at their own 14-yard line with just 1:49 remaining in the game. The Giants promptly drove 86 yards in six plays in just 1:01 and took the lead on a 37-yard TD hookup from Kent Graham to Amani Toomer to go on top 20-16.

The Broncos had one more chance, reaching the Giants' 30-yard line before a Hail Mary pass by John Elway fell incomplete in the back of the end zone.

During the contest, Davis eclipsed his own franchise record of 1,750 rushing yards in a season, set last year, finishing the day at 1,801. He also tied his own team record of 10 regular season 100-yard games in a year and reached 30 100-yard games in the regular season. He reached 30 100-yarders in his 59th NFL game, faster than all but three other players (Earl Campbell—51, Eric Dickerson—53 and Jim Brown—57). He also passed Earl Campbell (55) and Eric Dickerson (55) for first place all-time in rushing touchdowns during the first four years of a career. Willie Green added a season-high six catches for 69 yards, while Rod Smith went over the 1,000-yard mark during the contest for the second straight year and Denver set a new team record for touchdowns in a season with 56, surpassing the mark of 55 set in 1997, with two games still to play.

OFFICIALS

Referee — Mike Carey (94); Umpire — Neil Gareb (50); Head Linesman — Sid Semon (109); Line Judge — Charles Stewart (62); Field Judge — David Warden (27); Side Judge — Doug Toole (4); Back Judge — Kirk Dorman (6)

STARTING LINEUPS

Denver Broncos

Offense		Defense	
WR 80	R. Smith	LE 90	N. Smith
LT 77	T. Jones	LT 94	K. Traylor
LG 69	M. Schlereth	RT 93	T. Pryce
C 66	T. Nalen	RE 98	M. Tanuvasa
RG 62	D. Neal	WLB 51	J. Mobley
RT 74	H. Swayne	MLB 59	G. Cadrez
TE 84	S. Sharpe	SLB 53	B. Romanowski
WR 87	E. McCaffrey	LCB 39	R. Crockett
QB 7	J. Elway	RCB 21	D. Gordon
HB 30	J. Davis	SS 34	T. Braxton
FB 29	H. Griffith	FS 27	S. Alwater

New York Giants

Offense		Defense	
WR 80	C. Calloway	LE 92	M. Strahan
LT 72	R. Oben	LT 99	C. Peler
LG 76	G. Bishop	RT 75	K. Hamilton
C 53	L. Scott	RE 77	C. Bratzke
RG 65	R. Stone	LB 55	M. Buckley
RT 74	S. Gragg	LB 90	C. Widmer
TE 87	H. Cross	LB 98	J. Armistead
WR 88	I. Hilliard	LCB 22	P. Sparks
QB 10	K. Graham	RCB 41	C. Hamilton
RB 33	G. Brown	SS 20	S. Gaines
FB 30	C. Way	FS 29	T. Wooten

DENVER SUBSTITUTIONS: K 1 J. Elam, P 16 T. Rouen, CB 20 T. James, RB 22 V. Hebron, CB 25 D. Johnson, CB 28 T. Paul, RB 31 D. Loville, RB 37 A. Lynn, FB 42 D. Smith, S 48 G. Coghill, LB 56 K. Burns, G 63 D. Diaz-Infante, T 78 M. Lepsis, WR 85 W. Green, TE 86 B. Chamberlain, TE 89 D. Carswell, DE 91 A. Williams, DE 95 M. Washington, DE 96 H. Hasselbach, DT 97 M. Lodish, LB 99 S. Joyner, **DID NOT PLAY:** QB 6 B. Brister, WR 82 M. Nash, **INACTIVE:** QB 14 B. Griese, S 26 E. Brown, LB 54 N. Wayne, C 60 K.C. Jones, T 70 T. Teague, DE 73 C. Brown, G 79 C. Banks, WR 83 J. Armour.

FIELD GOALS (made () & missed)

J. Elam		(24) (38) (30)		B. Daluiso		(36) (19)	
VISITOR	Denver Broncos	1	2	3	4	OT	TOTAL
HOME	New York Giants	3	3	3	7	—	16
		3	7	0	10	—	20

Team	Qtr	Clock	SCORING PLAY	SCORE
		Time		Visitor Home
BRONCOS	1	7:01	J. Elam 24 yd. Field Goal (14-67, 7:59)	3 0
GIANTS	1	2:32	B. Daluiso 36 yd. Field Goal (8-46, 4:29)	3 3
BRONCOS	2	10:31	J. Elam 38 yd. Field Goal (12-62, 7:01)	6 3
GIANTS	2	0:45	T. Barber 21 yd. pass from K. Graham (B. Daluiso, kick) (15-80, 5:25)	6 10
BRONCOS	3	1:48	J. Elam 30 yd. Field Goal (18-77, 7:00)	9 10
GIANTS	4	7:36	B. Daluiso 19 yd. Field Goal (8-62, 5:08)	9 13
BRONCOS	4	4:08	T. Davis 27 yd. run (J. Elam, kick) (7-76, 3:28)	16 13
GIANTS	4	0:48	A. Toomer 37 yd. pass from K. Graham (B. Daluiso, kick) (6-86, 1:01)	16 20

FINAL BRONCOS DEFENSIVE STATISTICS

(Based on coaches' film review)

Player	UT	A	TT	PD	FF	FR	S-yds	I-yds	Player	UT	A	TT	PD	FF	FR	S-yds	I-yds
D. Gordon	9	1	10	0	0	0	0-0	0-0	H. Hasselbach	2	0	2	0	0	0	0-0	0-0
M. Tanuvasa	7	0	7	0	0	0	0.5-5.5	0-0	T. Paul	2	0	2	0	0	0	0-0	0-0
G. Cadrez	6	1	7	0	0	0	0-0	0-0	T. Pryce	2	0	2	0	0	0	0.5-5.5	0-0
S. Alwater	4	3	7	1	0	0	0-0	0-0	K. Traylor	2	0	2	0	0	0	0-0	0-0
T. Braxton	4	2	6	0	0	1	0-0	0-0	A. Williams	1	1	2	1	0	0	0-0	0-0
J. Mobley	4	2	6	0	0	1	0-0	0-0	N. Smith	1	0	1	0	0	0	0-0	0-0
D. Johnson	4	1	5	1	0	0	0-0	0-0	G. Coghill	0	1	1	0	0	0	0-0	0-0
M. Washington	4	0	4	0	0	0	0-0	0-0	M. Lodish	0	1	1	0	0	0	0-0	0-0
R. Crockett	3	0	3	0	0	0	0-0	0-0	K. Burns	0	0	0	0	0	0	0-0	0-0
B. Romanowski	3	0	3	0	0	1	0-0	0-0	Team Totals	58	13	71	3	1	2	1-11	0-0

FINAL INDIVIDUAL STATISTICS

Denver Broncos										New York Giants												
RUSHING	ATT	YDS	AVG	LG	TD					RUSHING	ATT	YDS	AVG	LG	TD							
T. Davis	28	147	5.3	27	1					G. Brown	18	112	6.2	45	0							
J. Elway	3	12	4.0	11	0					K. Graham	3	26	8.7	23	0							
H. Griffith	2	11	5.5	16	0					C. Way	4	0	0.0	1	0							
Total	33	170	5.2	27	1					Total	25	138	5.5	45	0							
PASSING	ATT	CMP	YDS	TKD/ YD	TD	LG	IN			PASSING	ATT	CMP	YDS	TKD/ YD	TD	LG	IN					
J. Elway	36	19	180	3/21	0	20	1			K. Graham	33	21	265	1/11	2	37	0					
Total	36	19	180	3/21	0	20	1			Total	33	21	265	1/11	2	37	0					
PASS RECEIVING			NO	YDS	LG	TD				PASS RECEIVING			NO	YDS	LG	TD						
W. Green			6	69	20	0				C. Calloway			5	99	36	0						
R. Smith			4	51	17	0				I. Hilliard			4	41	13	0						
S. Sharpe			4	25	7	0				J. Jurevicius			3	32	15	0						
E. McCaffrey			3	24	9	0				A. Toomer			2	42	37	1						
H. Griffith			2	11	9	0				T. Barber			2	29	21	1						
										C. Way			2	11	6	0						
										G. Brown			2	5	3	0						
										D. Patten			1	6	6	0						
Total			19	180	20	0				Total			21	265	37	2						
INTERCEPTIONS			NO	YDS	LG	TD				INTERCEPTIONS			NO	YDS	LG	TD						
										S. Williams			1	0	0	0						
Total			0	0	0	0				Total			1	0	0	0						
PUNTING	NO	YDS	AVG	TB	IN20	LG				PUNTING	NO	YDS	AVG	TB	IN20	LG						
T. Rouen	3	154	51.3	1	1	54				B. Maynard	3	115	38.3	0	2	43						
Total	3	154	51.3	1	1	54				Total	3	115	38.3	0	2	43						
PUNT RETURNS (OUT OF BOUNDS)			NO	FC	YDS	LG	TD				PUNT RETURNS			NO	FC	YDS	LG	TD				
				3	0	0	0				A. Toomer			2	0	6	10	0				
Returns			0	0	0	0				(TOUCHBACK)			1	0	0	0	0					
KICKOFF RETURNS			NO	FC	YDS	LG	TD				Returns			2	0	6	10	0				
V. Hebron			3	0	71	29	0				KICKOFF RETURNS			NO	FC	YDS	LG	TD				
K. Burns			2	0	17	17	0				D. Patten			4	0	89	27	0				
Returns			5	88	29	0				T. Barber			1	0	20	20	0					
										Returns			5	89	27	0						
Denver Broncos	Own	Fum	Rec.	Yds	TD	FF	Opp. Rec.	Yds	TD	Bnds			New York Giants	Own	Fum	Rec.	Yds	TD	Bnds			
FUMBLES	1	1	0	0	0	0	1	0	0	0			FUMBLES	1	1	0	0	0	0	0		
K. Burns	0	0	0	0	0	0	1	0	0	0			I. Hilliard	0	0	0	0	0	0	0		
J. Mobley	0	0	0	0	0	0	1	0	0	0			G. Brown	1	0	0	0	0	0	0		
T. Braxton	0	0	0	0	0	0	1	0	0	0												
B. Romanowski	0	0	0	0	0	0	1	0	0	0			Total	2	0	0	0	0	0	0		
Total	1	1	0	0	0	1	2	0	0	0												

FINAL TEAM STATISTICS

	VISITOR BRONCOS	HOME GIANTS
TOTAL FIRST DOWNS	21	18
By Rushing	10	5
By Passing	11	13
By Penalty	0	0
THIRD DOWN EFFICIENCY	6-14-43%	9-15-60%
FOURTH DOWN EFFICIENCY	2-2-100%	0-0-0%
TOTAL NET YARDS	329	392
Total Offensive Plays (inc. times thrown passing)	72	59
Average gain per offensive play	4.6	6.6
NET YARDS RUSHING	170	138
Total Rushing Plays	33	25
Average gain per rushing play	5.2	5.5
NET YARDS PASSING	159	254
Times thrown — yards lost attempting to pass	3-21	1-11
Gross yards passing	180	265
PASS ATTEMPTS-COMPLETIONS-HAD INTERCEPTED	36-19-1	33-21-0
Average gain per pass play (inc. # thrown passing)	4.1	7.5
KICKOFFS Number-In End Zone-Touchbacks	5-0-0	5-1-0
PUNTS Number and Average	3-51.3	3-38.3
Had Blocked	0	0
FGs — PATs Had Blocked	0-0	0-0
TOTAL RETURN YARDAGE (Not Including Kickoffs)	0	6
No. and Yards Punt Returns	0-0	2-6
No. and Yards Kickoff Returns	5-88	5-89
No. and Yards Interception Returns	0-0	1-0
PENALTIES Number and Yards	5-33	5-30
FUMBLES Number and Lost	1-0	2-2
TOUCHDOWNS	1	2
Rushing	1	0
Passing	0	2
Interceptions	0	0
EXTRA POINTS Made-Attempts	1-1	2-2
Kicking Made-Attempts	1-1	2-2
FIELD GOALS Made-Attempts	3-3	2-2
SAFETIES	0	0
FINAL SCORE	16	20
TIME OF POSSESSION	34:27	25:33

15

MIAMI 31, DENVER 21

Dec. 21, 1998 • Pro Player Stadium • Miami, Fla.



Weather: Partly Cloudy, 76°, Wind E 13 mph • Attendance: 74,363 • Time: 3:13

The Broncos dropped their second straight decision, this time coming up on the short end of a 31-21 score against the Miami Dolphins in front of 74,363 and an ABC national television audience. It marked the second straight season that Denver had lost its 14th and 15th regular season games.

In only the second-ever meeting between John Elway and Dan Marino, the Dolphins quarterback threw for 355 yards and four touchdowns, the first three to Lamar Thomas (6-136), helping Miami overcome a 10-0 deficit. Denver began the scoring with a 52-yard Jason Elam field goal and pushed the margin to 10 with a fumble recovery in the end zone by Rod Smith off an Elway scramble at the conclusion of 10-play, 50-yard drive that took 5:50 off the clock.

But Miami would score 28 of the next 31 points — on Marino touchdowns passes of 56, 17 and 8 yards — to take a 28-13 lead midway through the fourth quarter. And just when it looked as if Miami had put the final nail in the Broncos' coffin, Vaughn Hebronn picked an opportune time to end a 26-year drought by returning a kickoff 95 yards for a touchdown to cut the deficit to 28-21 (with the two-point conversion pass play from Bobby Brister to Ed McCaffrey) with plenty of time — 7:57 — left in the contest. It was the first Broncos' kickoff return for a score since Randy Montgomery scored on a 94-yarder at San Diego Sept. 24, 1972.

The night, however, did indeed belong to the Dolphins, as Elway threw his second interception of the night on the Broncos' next possession, setting up a Dolphins field goal with 1:10 remaining that effectively ended the contest. The win put Miami in the postseason. Both teams combined rushed for only 94 yards.

OFFICIALS

Referee — Phil Luckett (59); Umpire — Hendi Anich (115); Head Linesman — Earnie Frantz (111); Line Judge — Dale Orem (51); Field Judge — Jim Saracino (58); Side Judge — Laird Hayes (125); Back Judge — Ron Spittler (119)

STARTING LINEUPS

Denver Broncos

Offense		Defense	
WR 80	R. Smith	LE 96	H. Hasselbach
LT 77	T. Jones	LT 94	K. Traylor
LG 69	M. Schlereth	RT 93	T. Pryce
C 66	T. Nalen	RE 98	M. Tanuvasa
RG 62	D. Neil	WLB 51	J. Mobley
RT 74	H. Swayne	MLB 59	G. Cadrez
TE 84	S. Sharpe	SLB 53	B. Romanowski
WR 87	E. McCaffrey	LCB 39	R. Crockett
QB 7	J. Elway	RCB 21	D. Gordon
HB 30	T. Davis	SS 26	E. Brown
FB 29	H. Griffith	FS 27	S. Atwater

Miami Dolphins

Offense		Defense	
WR 86	O. Gadsden	LE 79	K. Mixon
LT 74	B. Smith	LT 95	T. Bowens
LG 60	J. Bock	RT 92	D. Gardener
C 61	T. Ruddy	RE 99	J. Taylor
RG 65	K. Donnalley	WLB 59	D. Rodgers
RT 76	J. Brown	MLB 54	Z. Thomas
TE 84	T. Drayton	LCB 57	T. Buckley
WR 81	O. McDuffie	RCB 29	S. Madison
QB 13	D. Marino	SS 38	C. Jackson
RB 33	K. Abdul-Jabbar	FS 31	B. Marion
FB 36	S. Pritchett		

DENVER SUBSTITUTIONS: K 1 J. Elam, QB 6 B. Brister, P 16 T. Rouen, CB 20 T. James, RB 22 V. Hebronn, CB 25 D. Johnson, CB 28 T. Paul, RB 31 D. Loville, S 34 T. Braxton, RB 37 A. Lynn, FB 42 D. Smith, S 48 G. Coghill, LB 56 K. Burns, G 63 D. Diaz-Infante, DE 73 C. Brown, T 78 M. Lepsis, WR 82 M. Nash, WR 85 W. Green, TE 86 B. Chamberlain, TE 89 D. Carswell, DE 91 A. Williams, DE 95 M. Washington, LB 99 S. Joyner. **INACTIVE:** QB 14 B. Griese, LB 54 N. Wayne, C 60 K.C. Jones, T 70 T. Teague, G 79 C. Banks, WR 83 J. Armour, DE 90 N. Smith, DT 97 M. Lodish.

FIELD GOALS (made () & missed)

J. Elam (52) (44) 43WL		O. Mare 28WR (42)			
VISITOR	Denver Broncos	1	2	3	4
HOME	Miami Dolphins	3	10	0	8
		0	7	14	10
				OT	TOTAL
					21
					31

Team	Qtr	Clock Time	SCORING PLAY	SCORE	Visitor	Home
BRONCOS	1	5:51	J. Elam 52 yd. Field Goal (13-46, 6:03)	3	0	
BRONCOS	2	7:56	R. Smith 0 yd. run (J. Elam, kick) (10-50, 5:50)	10	0	
DOLPHINS	2	0:54	L. Thomas 9 yd. pass from D. Marino (O. Mare, kick) (5-50, 0:55)	10	7	
BRONCOS	2	0:00	J. Elam 52 yd. Field Goal (4-43, 0:54)	13	7	
DOLPHINS	3	10:26	L. Thomas 56 yd. pass from D. Marino (O. Mare, kick) (4-67, 2:16)	13	14	
DOLPHINS	3	5:53	L. Thomas 17 yd. pass from D. Marino (O. Mare, kick) (5-64, 2:40)	13	21	
DOLPHINS	4	8:15	O. Gadsden 8 yd. pass from D. Marino (O. Mare, kick) (3-6, 1:35)	13	28	
BRONCOS	4	7:57	V. Hebronn 95 yd. kickoff return (E. McCaffrey-B. Brister, pass)	21	28	
DOLPHINS	4	1:10	O. Mare 42 yd. Field Goal (6-20, 2:07)	21	31	

FINAL BRONCOS DEFENSIVE STATISTICS

(Based on unofficial press box statistics)

Player	UT	A	TT	PD	FF	FR	S-yds	I-yds
J. Mobley	8	3	11	1	0	0	0-0	0-0
S. Atwater	5	4	9	1	0	0	0-0	1-4
D. Gordon	5	1	6	0	0	0	0-0	0-0
G. Cadrez	3	3	6	0	0	0	0-0	0-0
T. Pryce	5	0	5	0	0	0	0-0	0-0
K. Traylor	5	0	5	0	0	0	0-0	0-0
T. James	4	0	4	1	0	0	0-0	0-0
G. Coghill	3	1	4	0	0	0	0-0	0-0
R. Crockett	3	1	4	3	0	0	0-0	0-0
B. Romanowski	3	1	4	0	0	1	0-0	0-0
D. Johnson	2	0	2	0	0	0	0-0	0-0
Player	UT	A	TT	PD	FF	FR	S-yds	I-yds
T. Braxton	1	0	1	0	0	0	0-0	0-0
E. Brown	1	0	1	0	0	0	0-0	0-0
H. Hasselbach	1	0	1	0	0	0	0-0	0-0
S. Joyner	1	0	1	0	0	0	0-0	0-0
T. Paul	1	0	1	0	0	0	0-0	0-0
M. Tanuvasa	1	0	1	0	0	0	0-0	0-0
M. Washington	1	0	1	0	0	0	0-0	0-0
A. Williams	1	0	1	0	0	0	0-0	0-0
C. Brown	0	0	0	0	0	0	0-0	0-0
Team Totals	54	14	68	6	0	1	0-0	1-4

FINAL INDIVIDUAL STATISTICS

Denver Broncos											Miami Dolphins												
RUSHING	ATT	YDS	AVG	LG	TD	RUSHING	ATT	YDS	AVG	LG	TD	RUSHING	ATT	YDS	AVG	LG	TD	RUSHING	ATT	YDS	AVG	LG	TD
J. Elway	5	39	7.8	16	0	J. Avery	11	32	2.9	16	0	J. Avery	11	32	2.9	16	0	J. Avery	11	32	2.9	16	0
T. Davis	16	29	1.8	9	0	K. Abdul-Jabbar	15	5	0.3	3	0	K. Abdul-Jabbar	15	5	0.3	3	0	K. Abdul-Jabbar	15	5	0.3	3	0
D. Loville	1	0	0.0	0	0	D. Marino	2	-1	-0.5	0	0	D. Marino	2	-1	-0.5	0	0	D. Marino	2	-1	-0.5	0	0
R. Smith	1	-10	-10.0	-10	0																		
Total	23	58	2.5	16	0	Total	28	36	1.3	16	0	Total	28	36	1.3	16	0	Total	28	36	1.3	16	0
PASSING	ATT	CMP	YDS	TKD/YD	TD	LG	IN	PASSING	ATT	CMP	YDS	TKD/YD	TD	LG	IN	PASSING	ATT	CMP	YDS	TKD/YD	TD	LG	IN
J. Elway	36	13	151	1/0	0	35	2	D. Marino	38	23	355	0/0	4	56	1	J. Elway	36	13	151	1/0	0	35	2
B. Brister	4	2	16	1/6	0	12	0																
Total	40	15	167	2/6	0	35	2	Total	38	23	355	0/0	4	56	1	Total	38	23	355	0/0	4	56	1
PASS RECEIVING	NO	YDS	LG	TD	PASS RECEIVING	NO	YDS	LG	TD	PASS RECEIVING	NO	YDS	LG	TD	PASS RECEIVING	NO	YDS	LG	TD				
S. Sharpe	4	36	15	0	L. Thomas	6	136	56	3	S. Sharpe	4	36	15	0	L. Thomas	6	136	56	3				
R. Smith	3	54	35	0	O. McDuffie	6	57	18	0	R. Smith	3	54	35	0	O. McDuffie	6	57	18	0				
E. McCaffrey	3	42	21	0	T. Drayton	3	84	35	0	E. McCaffrey	3	42	21	0	T. Drayton	3	84	35	0				
T. Davis	2	5	8	0	N. Jaquet	2	35	29	0	T. Davis	2	5	8	0	N. Jaquet	2	35	29	0				
H. Griffith	1	14	14	0	O. Gadsden	2	28	20	1	H. Griffith	1	14	14	0	O. Gadsden	2	28	20	1				
D. Loville	1	12	12	0	E. Perry	2	18	12	0	D. Loville	1	12	12	0	E. Perry	2	18	12	0				
W. Green	1	4	4	0	S. Pritchett	1	12	12	0	W. Green	1	4	4	0	S. Pritchett	1	12	12	0				
Total	15	167	35	0	Total	23	355	56	4	Total	23	355	56	4	Total	23	355	56	4				
INTERCEPTIONS	NO	YDS	LG	TD	INTERCEPTIONS	NO	YDS	LG	TD	INTERCEPTIONS	NO	YDS	LG	TD	INTERCEPTIONS	NO	YDS	LG	TD				
S. Atwater	1	4	4	0	S. Madison	1	35	35	0	S. Atwater	1	4	4	0	S. Madison	1	35	35	0				
Total	1	4	4	0	J. Wilson	1	0	0	0	Total	2	35	35	0	J. Wilson	1	0	0	0				
PUNTING	NO	YDS	AVG	TB	IN20	LG	PUNTING	NO	YDS	AVG	TB	IN20	LG	PUNTING	NO	YDS	AVG	TB	IN20	LG			
T. Rouen	7	329	47.0	0	1	55	K. Wilmsmeyer	6	231	38.5	2	1	49	T. Rouen	7	329	47.0	0	1	55			
Total	7	329	47.0	0	1	55	Total	6	231	38.5	2	1	49	Total	7	329	47.0	0	1	55			
PUNT RETURNS	NO	FC	YDS	LG	TD	PUNT RETURNS	NO	FC	YDS	LG	TD	PUNT RETURNS	NO	FC	YDS	LG	TD	PUNT RETURNS	NO	FC	YDS	LG	TD
G. Coghill	1	1	8	8	0	T. Buckley	5	0	49	15	0	G. Coghill	1	1	8	8	0	T. Buckley	5	0	49	15	0
D. Gordon	1	0	8	8	0	O. McDuffie	1	0	8	8	0	D. Gordon	1	0	8	8	0	O. McDuffie	1	0	8	8	0
(DOWNED)	1	0	0	0	0	(DOWNED)	1	0	0	0	0	(DOWNED)	1	0	0	0	0	(DOWNED)	1	0	0	0	0
(TOUCHBACK)	2	0	0	0	0							(TOUCHBACK)	2	0	0	0	0						
Returns	2		16	8	0	Returns	6		57	15	0	Returns	2		16	8	0	Returns	6		57	15	0
KICKOFF RETURNS	NO	FC	YDS	LG	TD	KICKOFF RETURNS	NO	FC	YDS	LG	TD	KICKOFF RETURNS	NO	FC	YDS	LG	TD	KICKOFF RETURNS	NO	FC	YDS	LG	TD
V. Hebron	4		158	95	1	J. Avery	3		85	34	0	V. Hebron	4		158	95	1	J. Avery	3		85	34	0
D. Loville	1		25	25	0	B. Marion	1		19	19	0	D. Loville	1		25	25	0	B. Marion	1		19	19	0
D. Smith	1		15	15	0							D. Smith	1		15	15	0						
Returns	6		198	95	1	Returns	4		104	34	0	Returns	6		198	95	1	Returns	4		104	34	0
Denver Broncos FUMBLES	Fum	Own	Rec.	Yds	TD	FF	Opp.	Yds	TD	Out	Miami Dolphins FUMBLES	Fum	Own	Rec.	Yds	TD	FF	Opp.	Yds	TD	Out		
B. Romanowski	0	0	0	0	0	0	1	0	0	0	T. Ruddy	1	0	-3	0	0	1	0	0	0	0	0	
J. Elway	2	0	-5	0	0	0	0	0	0	0	J. Taylor	0	0	0	0	0	1	0	0	0	0	0	
T. Davis	0	1	0	0	0	0	0	0	0	0													
R. Smith	0	1	0	0	0	0	0	0	0	0													
Total	2	2	-5	1	0	1	0	0	0	0	Total	1	0	-3	0	1	0	0	0	0	0	0	

16

DENVER 28, SEATTLE 21

Dec. 27, 1998 • Mile High Stadium • Denver



Weather: Partly Cloudy, 46° (wind chill 31°), Wind NW 13 mph • Attendance: 74,057 • Time: 2:58

The Broncos closed the 1998 regular season with a 28-21 victory over Seattle in a game that saw more record-making than Motown. The victory was Denver's 14th of the season, establishing a new franchise mark, and their 24th in a row at home in the regular season to set an NFL record by becoming the first team since the 16-game schedule began in 1978 to claim three consecutive undefeated regular seasons at home. Only four teams in NFL history can now make that claim.

After falling behind 7-0, Denver reeled off the game's next 28 points, with all four touchdowns coming on TD passes from John Elway. He connected twice with Shannon Sharpe and once each with Rod Smith and Terrell Davis. Davis was the man who stole the show on this day, becoming the fourth player in NFL history to rush for 2,000 yards in a season with a 15-yard gain on a 2nd-and-6 play from the Seahawks' 48-yard line midway through the fourth quarter. His season total of 2,008 ranks third all-time behind Eric Dickerson (2,105 in 1984) and Barry Sanders (2,053 in 1997). He claimed his first NFL rushing title — and the second ever by a Bronco (Otis Armstrong, 1974) — with his third carry of the game (a nine-yard gain) and also claimed his third straight AFC rushing crown. He also became the Broncos' all-time leading rusher, passing Floyd Little (6,323) in the third quarter, and set four new single-season franchise records: scoring, with 138 points, passing Gene Mingo (137); 100-yard games, notching his 11th of the year; total yards from scrimmage, breaking his own record of 2,037 set in 1997; and rushing attempts, breaking his own team mark of 369 from 1997.

Sharpe got in on the act too, with his two TD catches tying him with Lionel Taylor and Haven Moses for first place on the Broncos' all-time list for touchdown receptions. Elway's four TD passes gave him 300 for his career, a feat that has been accomplished by only Dan Marino and Fran Tarkenton.

Denver's 501 points scored on the season made the Broncos the 6th team in NFL history to top the 500-point mark in a season.

OFFICIALS

Referee — Bernie Kukar (86); Umpire — Brian Ballet (48); Head Linesman — Gary Slaughter (30); Line Judge — Darryll Lewis (130); Field Judge — Tom Sifferman (118); Side Judge — Howard Slavin (29); Back Judge — Bill Leavy (127)

STARTING LINEUPS

Seattle Seahawks

Offense		Defense	
WR 85	M. Pritchard	LE 70	M. Sinclair
LT 71	W. Jones	LT 98	S. Adams
LG 66	P. Kendall	RT 96	C. Kennedy
C 62	C. Gray	RE 93	P. Daniels
RG 68	B. Habib	OLB 51	A. Simmons
RT 75	H. Ballard	MLB 50	D. Myles
TE 86	C. Fauria	OLB 94	C. Brown
WR 84	J. Galloway	LCB 24	S. Springs
QB 7	J. Kitna	RCB 27	W. Williams
RB 32	R. Watters	SS 20	J. Bellamy
WR 89	B. Blades	FS 33	D. Williams

Denver Broncos

Offense		Defense	
WR 80	R. Smith	LE 96	H. Hasselbach
LT 77	T. Jones	LT 94	K. Traylor
LG 69	M. Schlereth	RT 93	T. Pryce
C 66	T. Nalen	RE 98	M. Tanuvasa
RG 62	D. Nell	WLB 51	J. Mobley
RT 74	H. Swayne	S 34	T. Braxton
TE 84	S. Sharpe	SLB 53	B. Romanowski
WR 87	E. McCaffrey	LCB 39	R. Crockett
QB 7	J. Elway	RCB 21	D. Gordon
HB 30	T. Davis	CB 25	D. Johnson
FB 29	H. Griffith	FS 27	S. Atwater

DENVER SUBSTITUTIONS: K 1 J. Elam, P 16 T. Rouen, CB 20 T. James, RB 22 V. Hebron, CB 28 T. Paul, RB 31 D. Loville, RB 37 A. Lynn, FB 42 D. Smith, S 48 G. Coghill, LB 56 K. Burns, LB 59 G. Cadrez, G 63 D. Diaz-Infante, DE 73 C. Brown, T 78 M. Lepsis, WR 83 J. Armour, WR 85 W. Green, TE 86 B. Chamberlain, TE 89 D. Carswell, DE 91 A. Williams, DE 95 M. Washington, DT 97 M. Lodish, LB 99 S. Joyner, **DID NOT PLAY:** QB 6 B. Bristor, **INACTIVE:** QB 14 B. Griese, S 26 E. Brown, LB 54 N. Wayne, C 60 K.C. Jones, T 70 T. Teague, G 79 C. Banks, WR 82 M. Nash, DE 90 N. Smith.

FIELD GOALS (made () & missed)

		J. Elam		42WL		55WL			
Visitor	Home	1	2	3	4	OT	TOTAL	1	2
Seattle Seahawks	Denver Broncos	7	0	0	14	—	21	7	7
HOME		0	14	7	7	—	28		

Team	Qtr	Clock Time	SCORING PLAY	SCORE Visitor	Home
SEAHAWKS	1	2:26	R. Watters 4 yd. run (T. Peterson, kick) (12-67, 6:45)	7	0
BRONCOS	2	10:25	R. Smith 33 yd. pass from J. Elway (J. Elam, kick) (5-85, 2:58)	7	7
BRONCOS	2	1:01	S. Sharpe 17 yd. pass from J. Elway (J. Elam, kick) (9-58, 3:24)	7	14
BRONCOS	3	8:28	T. Davis 2 yd. pass from J. Elway (J. Elam, kick) (11-74, 6:34)	7	21
BRONCOS	4	11:45	S. Sharpe 1 yd. pass from J. Elway (J. Elam, kick) (16-88, 7:52)	7	28
SEAHAWKS	4	5:59	M. Pritchard 7 yd. pass from J. Kitna (T. Peterson, kick) (5-72, 1:30)	14	28
SEAHAWKS	4	1:32	D. May 1 yd. pass from R. Watters (T. Peterson, kick) (9-73, 1:43)	21	28

FINAL BRONCOS DEFENSIVE STATISTICS

(Based on coaches' film review)

Player	UT	A	TT	PD	FF	FR	S-yds	I-yds	Player	UT	A	TT	PD	FF	FR	S-yds	I-yds
B. Romanowski	5	3	8	4	0	0	0-0	0-0	G. Coghill	1	0	1	1	0	0	0-0	0-0
J. Mobley	6	0	6	2	0	0	0-0	0-0	M. Tanuvasa	1	0	1	0	0	0	0-0	0-0
S. Atwater	5	1	6	0	0	0	0-0	0-0	M. Washington	1	0	1	0	0	0	0-0	0-0
D. Johnson	4	0	4	0	0	0	1-11	0-0	A. Williams	1	0	1	0	0	0	1-11	0-0
G. Cadrez	3	1	4	0	0	0	0-0	1-5	T. Braxton	0	1	1	0	0	0	0-0	0-0
R. Crockett	3	0	3	0	0	0	0-0	0-0	C. Brown	0	0	0	0	0	0	0-0	0-0
T. Pryce	2	1	3	0	0	0	1-4	0-0	K. Burns	0	0	0	0	0	0	0-0	0-0
K. Traylor	2	1	3	2	0	0	0-0	0-0	M. Lodish	0	0	0	0	0	0	0-0	0-0
D. Gordon	2	0	2	1	0	0	0-0	0-0	Team Totals	38	8	46	10	0	0	3-26	1-5
H. Hasselbach	2	0	2	0	0	0	0-0	0-0									

FINAL INDIVIDUAL STATISTICS

Seattle Seahawks											Denver Broncos														
RUSHING	ATT	YDS	AVG	LG	TD	PASSING	ATT	CMP	YDS	TD	RUSHING	ATT	YDS	AVG	LG	TD	PASSING	ATT	CMP	YDS	TD				
R. Watters	10	13	1.3	6	1	J. Elway	37	22	242	3/26	T. Davis	29	178	6.1	21	0	J. Elway	36	26	338	2/22				
M. Strong	1	6	6.0	6	0	R. Watters	1	1	0/0	1	D. Loville	7	9	1.3	6	0	J. Elway	4	8	2.0	11				
J. Kitna	2	5	2.5	5	0	Total	38	23	243	3/26	J. Elway	4	8	2.0	11	0	Total	40	195	4.9	21				
Total	13	24	1.8	6	1	Total	38	23	243	3/26	Total	40	195	4.9	21	0	Total	40	195	4.9	21				
PASSING	ATT	CMP	YDS	TD	LG	IN	PASSING	ATT	CMP	YDS	TD	PASSING	ATT	CMP	YDS	TD	PASSING	ATT	CMP	YDS	TD				
J. Kitna	37	22	242	3/26	1	24	J. Elway	36	26	338	2/22	4	36	0	J. Elway	36	26	338	2/22	4	36	0			
R. Watters	1	1	1	0/0	1	11	R. Watters	1	1	0/0	1	11	0	R. Watters	1	1	0/0	1	1	0/0	1	11	0		
Total	38	23	243	3/26	2	24	Total	36	26	338	2/22	4	36	0	Total	36	26	338	2/22	4	36	0			
PASS RECEIVING	NO	YDS	LG	TD	PASS RECEIVING	NO	YDS	LG	TD	PASS RECEIVING	NO	YDS	LG	TD	PASS RECEIVING	NO	YDS	LG	TD						
M. Pritchard	8	88	19	1	R. Smith	9	158	36	1	R. Smith	9	158	36	1	R. Smith	9	158	36	1						
C. Fauria	5	67	24	0	S. Sharpe	6	68	17	2	S. Sharpe	6	68	17	2	S. Sharpe	6	68	17	2						
R. Watters	4	29	11	0	E. McCaffrey	3	36	22	0	E. McCaffrey	3	36	22	0	E. McCaffrey	3	36	22	0						
J. Galloway	3	33	18	0	T. Davis	2	17	15	1	T. Davis	2	17	15	1	T. Davis	2	17	15	1						
B. Blades	1	16	16	0	W. Green	2	16	9	0	W. Green	2	16	9	0	W. Green	2	16	9	0						
M. Strong	1	9	9	0	H. Griffith	2	10	6	0	H. Griffith	2	10	6	0	H. Griffith	2	10	6	0						
D. May	1	1	11	1	D. Loville	1	17	17	0	D. Loville	1	17	17	0	D. Loville	1	17	17	0						
Total	23	243	24	2	B. Chamberlain	1	16	16	0	B. Chamberlain	1	16	16	0	B. Chamberlain	1	16	16	0						
Total	23	243	24	2	Total	26	338	36	4	Total	26	338	36	4	Total	26	338	36	4						
INTERCEPTIONS	NO	YDS	LG	TD	INTERCEPTIONS	NO	YDS	LG	TD	INTERCEPTIONS	NO	YDS	LG	TD	INTERCEPTIONS	NO	YDS	LG	TD						
Total	0	0	0	0	G. Cadrez	1	5	5	0	G. Cadrez	1	5	5	0	G. Cadrez	1	5	5	0						
Total	0	0	0	0	Total	1	5	5	0	Total	1	5	5	0	Total	1	5	5	0						
PUNTING	NO	YDS	AVG	TB	IN20	LG	PUNTING	NO	YDS	AVG	TB	IN20	LG	PUNTING	NO	YDS	AVG	TB	IN20	LG					
J. Feagles	6	256	42.7	1	3	49	T. Rouen	2	99	49.5	0	0	60	T. Rouen	2	99	49.5	0	0	60					
Total	6	256	42.7	1	3	49	Total	2	99	49.5	0	0	60	Total	2	99	49.5	0	0	60					
Total	6	256	42.7	1	3	49	Total	2	99	49.5	0	0	60	Total	2	99	49.5	0	0	60					
PUNT RETURNS	NO	FC	YDS	LG	TD	PUNT RETURNS	NO	FC	YDS	LG	TD	PUNT RETURNS	NO	FC	YDS	LG	TD	PUNT RETURNS	NO	FC	YDS	LG	TD		
K. Joseph	2	0	32	20	0	G. Coghill	2	1	12	8	0	G. Coghill	2	1	12	8	0	G. Coghill	2	1	12	8	0		
Returns	2	0	32	20	0	(OUT OF BOUNDS)	2	0	0	0	0	(OUT OF BOUNDS)	2	0	0	0	0	(OUT OF BOUNDS)	2	0	0	0	0		
Returns	2	0	32	20	0	(TOUCHBACK)	1	0	0	0	0	(TOUCHBACK)	1	0	0	0	0	(TOUCHBACK)	1	0	0	0	0		
Returns	2	0	32	20	0	Returns	2	12	8	0	Returns	2	12	8	0	Returns	2	12	8	0	Returns	2	12	8	0
KICKOFF RETURNS	NO	FC	YDS	LG	TD	KICKOFF RETURNS	NO	FC	YDS	LG	TD	KICKOFF RETURNS	NO	FC	YDS	LG	TD	KICKOFF RETURNS	NO	FC	YDS	LG	TD		
S. Broussard	2	0	91	56	0	V. Hebron	3	0	66	29	0	V. Hebron	3	0	66	29	0	V. Hebron	3	0	66	29	0		
R. Brown	2	0	13	11	0	D. Loville	0	0	0	0	0	D. Loville	0	0	0	0	0	D. Loville	0	0	0	0	0		
R. Wilson	1	0	16	16	0	Returns	3	66	29	0	Returns	3	66	29	0	Returns	3	66	29	0	Returns	3	66	29	0
K. Joseph	0	0	9	9	0	Returns	3	66	29	0	Returns	3	66	29	0	Returns	3	66	29	0	Returns	3	66	29	0
Returns	5	129	56	0	Returns	3	66	29	0	Returns	3	66	29	0	Returns	3	66	29	0	Returns	3	66	29	0	
Returns	5	129	56	0	Returns	3	66	29	0	Returns	3	66	29	0	Returns	3	66	29	0	Returns	3	66	29	0	
Seattle Seahawks FUMBLES	Fum	Own	Rec.	Yds	TD	FF	Opp. Rec.	Yds	TD	Out	Denver Broncos FUMBLES	Fum	Own	Rec.	Yds	TD	FF	Opp. Rec.	Yds	TD	Out				
M. Sinclair	0	0	0	0	1	0	0	0	0	0	J. Elway	1	0	0	0	0	0	0	0	0	0	0			
C. Brown	0	0	0	0	1	0	0	0	0	0	H. Swayne	0	1	0	0	0	0	0	0	0	0	0			
D. Myles	0	0	0	0	0	1	0	0	0	0	T. Davis	1	0	0	0	0	0	0	0	0	0	0			
J. Kitna	1	1	0	0	0	0	0	0	0	0	Total	2	1	0	0	0	0	0	0	0	0	0			
Total	1	1	0	0	2	1	0	0	0	0	Total	2	1	0	0	0	0	0	0	0	0	0			

FINAL TEAM STATISTICS

		VISITOR SEAHAWKS	HOME BRONCOS
TOTAL FIRST DOWNS		19	31
By Rushing		5	12
By Passing		12	18
By Penalty		2	1
THIRD DOWN EFFICIENCY	2-10-20%		8-14-57%
FOURTH DOWN EFFICIENCY	1-1-100%		1-2-50%
TOTAL NET YARDS		241	511
Total Offensive Plays (inc. times thrown passing)		54	78
Average gain per offensive play		4.5	6.6
NET YARDS RUSHING		24	195
Total Rushing Plays		13	40
Average gain per rushing play		1.8	4.9
NET YARDS PASSING		217	316
Times thrown — yards lost attempting to pass		3-26	2-22
Gross yards passing		243	338
PASS ATTEMPTS-COMPLETIONS-HAD INTERCEPTED		38-23-1	36-26-0
Average gain per pass play (inc. # thrown passing)		5.3	8.3
KICKOFFS Number-In End Zone-Touchbacks		4-1-0	5-2-0
PUNTS Number and Average		6-42.7	2-49.5
Had Blocked		0	0
FGs — PATs Had Blocked		0-0	0-0
TOTAL RETURN YARDAGE (Not Including Kickoffs)		32	19
No. and Yards Punt Returns		2-32	2-12
No. and Yards Kickoff Returns		5-129	3-66
No. and Yards Interception Returns		0-0	1-5
PENALTIES Number and Yards		5-26	8-75
FUMBLES Number and Lost		1-0	2-1
TOUCHDOWNS			
Rushing		3	4
Passing		1	0
		2	4
EXTRA POINTS Made-Attempts		3-3	4-4
Kicking Made-Attempts		3-3	4-4
FIELD GOALS Made-Attempts		0-0	0-2
SAFETIES		0	0
FINAL SCORE		21	28
TIME OF POSSESSION		22:08	37:52



AFC CHAMPIONSHIP GAME

DENVER 23, NEW YORK JETS 10

Jan. 17, 1999 • Mile High Stadium • Denver



Weather: Sunny, 41°, Wind NW 24 mph (wind chill 18°) • Attendance: 75,482 • Time: 3:16

The Broncos clinched their AFC-record sixth berth in a Super Bowl by defeating the New York Jets 23-10 in the AFC Championship Game before a crowd of 75,482 at Mile High Stadium and a CBS national TV audience. The win was Denver's 19th straight at home including postseason.

After not scoring in the first half, the Broncos scored 20 third-quarter points and reached the Super Bowl for the second consecutive season — matching the back to AFC Championships of the 1986 and '87 Broncos.

The Jets had taken a 10-0 lead on a John Hall 32-yard field goal and a 1-yard Curtis Martin touchdown run that was set up by a blocked punt at the Broncos' 1-yard line. That touchdown proved to be just the wake-up call that Denver needed to ignite its offense, as well as the unusually quiet Mile High crowd. On 1st-and-10 from the 36-yard line, John Elway connected with Ed McCaffrey on a 47-yard pass play, and two plays later found fullback Howard Griffith with an 11-yard touchdown pass to get Denver on the board and narrow the Jets' lead to 10-7.

Then, a wind-stifled kickoff was recovered by Keith Burns and turned into a 44-yard Jason Elam field goal. Another Elam kick of 48 yards gave Denver the lead, and then a 31-yard touchdown run by Terrell Davis gave the Broncos a 10-point cushion they never relinquished.

The Broncos defense — which deserved credit for keeping the Broncos in the game in the first half while the offense sputtered — forced six turnovers (including two interceptions by Darrien Gordon) on the day and held the Jets to 14 yards rushing on 13 carries. The four opponent fumbles recovered by Denver set a franchise postseason record.

Davis set numerous records during the contest, including passing his own NFL-record total of 2,331 yards rushing in an entire season (regular and postseason combined) set in 1997, and rushing for 100 yards for the sixth straight postseason game, tying John Riggins for the most all-time. He also passed Larry Csonka and Riggins for seventh and sixth place in career postseason rushing yards. Tight end Shannon Sharpe tied Vance Johnson (40) for the most receptions in postseason by a Bronco. Elam's three field goals tied a Denver single-game postseason record. The Broncos maintained a perfect record (10-0) in the postseason when outrushing the opponent and a perfect mark (12-0) when leading after three quarters.

OFFICIALS

Referee — Ed Hochuli (85); Umpire — Chad Brown (31); Head Linesman — George Hayward (54); Line Judge — Tom Barnes (55); Field Judge — Tom Sifferman (118); Side Judge — Doug Toole (4); Back Judge — Richard Reels (83)

STARTING LINEUPS

New York Jets

Offense		Defense	
WR	19 K. Johnson	LE	95 R. Lyle
LT	76 J. Elliott	LT	72 J. Ferguson
LG	62 T. Burger	RE	98 A. Pleasant
C	68 K. Mawae	OLB	53 C. Cascadden
RG	70 M. O'Dwyer	LLB	57 M. Lewis
RT	69 J. Fabiani	MLB	52 P. Johnson
TE	88 K. Brady	FLB	51 B. Cox
WR	80 W. Chirebel	LCB	24 R. Mickens
QB	16 V. Testaverde	RCB	45 O. Smith
RB	28 C. Martin	SS	21 V. Green
FB	41 K. Byars	FS	44 C. Brown

Denver Broncos

Offense		Defense	
WR	80 R. Smith	LE	96 H. Hasselbach
LT	77 T. Jones	LT	94 K. Traylor
LG	69 M. Schlereth	RT	93 T. Pryce
C	66 T. Nalen	RE	98 M. Tanuvasa
RG	62 D. Neil	WLB	51 J. Mobley
RT	74 H. Swayne	MLB	59 G. Cadrez
TE	84 S. Sharpe	SLB	53 B. Romanowski
WR	87 E. McCaffrey	LCB	39 R. Crockett
QB	7 J. Elway	RCB	21 D. Gordon
RB	30 T. Davis	CB	25 D. Johnson
TE	89 D. Carswell	FS	27 S. Atwater

DENVER SUBSTITUTIONS: K 1 J. Elam, P 16 T. Rouen, CB 20 T. James, RB 22 V. Hebron, CB 28 T. Paul, RB 31 D. Loville, S 34 T. Braxton, RB 37 A. Lynn, FB 42 D. Smith, S 48 G. Coghill, LB 56 K. Burns, G 63 D. Diaz-Infante, T 78 M. Leaps, WR 82 M. Nash, WR 85 W. Green, TE 86 B. Chamberlain, TE 89 D. Carswell, DE 90 N. Smith, DE 91 A. Williams, DE 95 M. Washington, DT 97 M. Lodish, LB 99 S. Joyner. **DID NOT PLAY:** QB 6 B. Brister, **INACTIVE:** QB 14 B. Griese, S 26 E. Brown, LB 54 N. Wayne, C 60 K. C. Jones, T 70 T. Teague, DE 73 C. Brown, G 79 C. Banks, WR 83 J. Armour.

FIELD GOALS (made () & missed)

		J. Elam		(44) (48) (35)			
		1	2	3	4	OT	TOTAL
VISITOR	New York Jets	0	3	7	0	—	10
HOME	Denver Broncos	0	0	20	3	—	23

		Clock		SCORING PLAY		SCORE	
Team	Qtr	Time	Time			Visitor	Home
JETS	2	0:00	J. Hall 32 yd. Field Goal (6-46, 0:38)			0	0
JETS	3	11:56	C. Martin 1 yd. run (J. Hall, kick) (1-1, 0:04)			0	0
BRONCOS	3	10:18	H. Griffith 11 yd. pass from J. Elway (J. Elam, kick) (3-64, 1:38)			10	7
BRONCOS	3	8:23	J. Elam 44 yd. Field Goal (4-5, 1:46)			10	10
BRONCOS	3	2:58	J. Elam 48 yd. Field Goal (8-27, 3:14)			10	13
BRONCOS	3	0:18	T. Davis 31 yd. run (J. Elam, kick) (3-38, 1:24)			10	20
BRONCOS	4	3:40	J. Elam 35 yd. Field Goal (4-1, 1:00)			10	23

FINAL BRONCOS DEFENSIVE STATISTICS

(Based on unofficial press box statistics)

Player	UT	A	TT	PD	FF	FR	S-yds	I-yds	Player	UT	A	TT	PD	FF	FR	S-yds	I-yds
B. Romanowski	8	3	11	0	1	1	0-0	0-0	T. Braxton	1	0	1	0	0	1	0-0	0-0
J. Mobley	7	2	9	1	0	1	0-0	0-0	T. Pryce	1	0	1	0	0	0	0-0	0-0
R. Crockett	4	2	6	1	0	0	0-0	0-0	M. Tanuvasa	0	1	1	0	0	0	0-0	0-0
S. Atwater	3	2	5	1	1	0	0-0	0-0	K. Traylor	0	1	1	0	0	0	0-0	0-0
A. Williams	1	4	0	0	0	0	0-0	0-0	K. Burns	0	0	0	0	0	0	0-0	0-0
G. Cadrez	2	2	4	0	0	0	0-0	0-0	T. James	0	0	0	0	0	0	0-0	0-0
D. Johnson	2	2	4	1	0	0	0-0	0-0	S. Joyner	0	0	0	0	0	0	0-0	0-0
M. Washington	2	0	2	0	0	0	0-0	0-0	M. Lodish	0	0	0	0	0	0	0-0	0-0
D. Gordon	1	1	2	3	0	0	0-0	2-48	N. Smith	0	0	0	1	0	0	0-0	0-0
H. Hasselbach	0	2	2	0	0	0	0-0	0-0	Team Totals	34	19	53	9	3	3	0-0	2-48

FINAL INDIVIDUAL STATISTICS

New York Jets										Denver Broncos												
RUSHING		ATT	YDS	AVG	LG	TD					RUSHING		ATT	YDS	AVG	LG	TD					
C. Martin		13	14	1.1	4	1					T. Davis		32	167	5.2	31	1					
											J. Elway		3	13	4.3	9	0					
											D. Loville		2	7	3.5	4	0					
											T. Rouen		1	-9	-9.0	-9	0					
Total		13	14	1.1	4	1					Total		38	178	4.7	31	1					
PASSING		ATT	CMP	YDS	TKD/ YD	TD	LG	IN		PASSING		ATT	CMP	YDS	TKD/ YD	TD	LG	IN				
V. Testaverde		52	31	356	0/0	0	28	2		J. Elway		34	13	173	3/20	1	47	0				
Total		52	31	356	0/0	0	28	2		Total		34	13	173	3/20	1	47	0				
PASS RECEIVING				NO	YDS	LG	TD			PASS RECEIVING				NO	YDS	LG	TD					
W. Chirebet				8	121	28	0			E. McCaffrey				3	66	47	0					
K. Johnson				7	73	25	0			R. Smith				3	37	15	0					
D. Ward				5	61	26	0			B. Chamberlain				2	26	16	0					
C. Martin				4	39	27	0			S. Sharpe				2	14	8	0					
K. Byars				3	33	19	0			T. Davis				1	12	12	0					
K. Brady				2	11	8	0			H. Griffith				1	11	11	1					
A. Van Dyke				1	16	16	0			D. Carswell				1	7	7	0					
D. Meggett				1	2	2	0			Total				13	173	47	1					
Total				31	356	28	0															
INTERCEPTIONS				NO	YDS	LG	TD			INTERCEPTIONS				NO	YDS	LG	TD					
Total				0	0	0	0			D. Gordon				2	48	30	0					
											Total				2	48	48	0				
PUNTING		NO	YDS	AVG	TB	IN20	LG			PUNTING		NO	YDS	AVG	TB	IN20	LG					
J. Kidd		7	335	47.9	0	3	53			T. Rouen		7	317	45.3	0	3	58					
										(BLOCKED)				1	0	0.0	0					
Total		7	335	47.9	0	3	53			Total		8	317	39.6	0	3	59					
PUNT RETURNS				NO	FC	YDS	LG	TD			PUNT RETURNS				NO	FC	YDS	LG	TD			
D. Meggett				3	0	43	33	0			D. Gordon				5	0	79	38	0			
(DOWNED)				3	0	0	0	0			(DOWNED)				1	0	0	0	0			
(OUT OF BOUNDS)				1	0	0	0	0			(OUT OF BOUNDS)				1	0	0	0	0			
Returns				3		43	33	0			Returns				5		79	36	0			
KICKOFF RETURNS				NO	FC	YDS	LG	TD			KICKOFF RETURNS				NO	FC	YDS	LG	TD			
D. Meggett				3	0	32	16	0			V. Habborn				1	0	28	28	0			
B. Hamilton				1	0	14	14	0			(TOUCHBACK)				1	0	0	0	0			
J. Farnior				1	0	0	0	0														
(TOUCHBACK)				1	0	0	0	0														
Returns				5		46	16	0			Returns				1		28	28	0			
New York Jets										Denver Broncos												
Fumbles		Own	Rec.	Yds	TD	FF	Opp. Rec.	Yds	TD	Out Bnds	Fumbles		Own	Rec.	Yds	TD	FF	Opp. Rec.	Yds	TD	Out Bnds	
C. Martin		1	0	0	0	0	0	0	0	0	Denver Broncos											
K. Byars		1	0	0	0	0	0	0	0	0	T. Braxton				0	0	0	0	0	0	0	
J. Farnior		1	0	0	0	0	0	0	0	0	J. Elway				1	0	-6	0	0	0	0	
A. Van Dyke		1	0	0	0	0	0	0	0	0	T. Davis				0	1	0	0	0	0	0	
											T. Rouen				1	0	0	0	0	0	0	
											B. Romanowski				0	0	0	0	1	-2	0	
											J. Mobley				0	0	0	0	0	0	0	
											K. Burns				0	0	0	0	1	0	0	
											S. Abwater				0	0	0	1	0	0	0	
											A. Williams				0	0	0	1	0	0	0	
											Total				2	2	-6	0	1	4	0	
Total		4	0	0	0	0	0	0	0	0												

SUPER BOWL XXXIII

DENVER 34, ATLANTA 19

Jan. 31, 1999 • Pro Player Stadium • Miami, Fla.

Weather: Mostly Cloudy, 73°, Wind E 10 mph • Attendance: 74,803 • Time: 3:18

The Denver Broncos clinched their second straight World Championship with a 34-19 victory over the Atlanta Falcons in Super Bowl XXXIII before 74,803 at Miami's Pro Player Stadium, and millions more watching around the world. With the win, Denver joined just five other franchises who have won back-to-back Super Bowl titles, and posted just the seventh repeat championship in Super Bowl history. The win also gave Denver 33 wins in the past two seasons, and 46 wins in the past three, both NFL records.

Quarterback John Elway claimed the game's Most Valuable Player award by completing 18 of 29 passes for 336 yards (3rd-most in Super Bowl history), including an 80-yard touchdown toss to Rod Smith in the second quarter that tied for the second-longest TD pass in Super Bowl history. He also ran for a 3-yard score in the fourth quarter, making him the oldest player (38) to score a touchdown in the Super Bowl, eclipsing the record he set a year earlier by scoring in Super Bowl XXXII.

Elway's accurate passing and Terrell Davis' effective running (25 carries, 102 yards) kept the Falcons off balance all day. The Broncos' defense chipped in, as well, with two sacks and four forced turnovers, including two interceptions by Darrien Gordon, who set Super Bowl records for most interception-return yards in a game (108).

Atlanta took the opening kickoff and capped its drive with a 32-yard Morten Andersen field goal, before Denver answered with the game's next 17 points. The first score came on a 1-yard run by fullback Howard Griffith that capped a 10-play, 80-yard opening drive by the Broncos, and the lead was increased to 10-3 on a 26-yard Jason Elam field goal that capped Denver's third possession. After Andersen missed a 26-yard field goal attempt the Broncos answered with the Elway-to-Smith 80-yard score on the next play to push the lead to 17-3. The Falcons narrowed the margin to 17-6 at halftime with a 28-yard Andersen field goal.

After a scoreless third quarter, Denver took advantage of Gordon's first interception by capping a short 24-yard drive with another Griffith 1-yard touchdown run early in the fourth quarter. Gordon's second pickoff set up Elway's 3-yard touchdown run that put Denver ahead 31-6 with 11:20 remaining. Two late touchdowns by Atlanta sandwiched around a 37-yard Elam field goal to produce the final margin.

Davis set an NFL record with his seventh straight 100-yard game in the postseason, defensive tackle Mike Lodish set a record by playing in his sixth Super Bowl, and Bill Romanowski became just the second player to win back-to-back titles with two different teams.

OFFICIALS

Referee — Bernie Kukar (86); Umpire — Jim Daopoulos (75); Head Linesman — Sanford Rivers (21); Line Judge — Ron Baynes (56); Field Judge — Tim Mills (80); Side Judge — Gary Lane (120); Back Judge — Don Hakes (96)

STARTING LINEUPS

Denver Broncos				Atlanta Falcons			
Offense		Defense		Offense		Defense	
WR 80	R. Smith	LE 96	H. Hasselbach	WR 80	T. Martin	LE 92	L. Archambeau
LT 77	T. Jones	LT 94	K. Traylor	LT 70	B. Whitfield	LT 98	T. Hall
LG 69	M. Schlereth	RT 93	T. Pryor	LG 68	C. Collins	RT 75	S. Dronett
C 66	T. Nalen	RE 98	M. Tanuvasa	C 61	R. Toback	RE 90	C. Smith
RG 62	D. Neil	WLB 51	J. Mobley	RG 69	G. Williams	WLB 97	C. Bennett
RT 74	H. Swayne	MLB 39	G. Cadrez	RT 74	E. Salaam	MLB 58	J. Tuggle
TE 84	S. Sharpe	SLB 53	B. Romanowski	TE 88	O.J. Santiago	SLB 94	H. Crockett
WR 87	E. McCaffrey	LCB 39	R. Crockett	WR 81	T. Mathis	LCB 34	R. Buchanan
QB 7	J. Elway	RCB 21	D. Gordon	QB 12	C. Chandler	RCB 20	M. Booker
HB 30	T. Davis	SS 34	T. Braxton	RB 32	J. Anderson	SS 35	W. White
FB 29	H. Griffith	FS 27	S. Atwater	FB 85	B. Kozlowski	FS 41	E. Robinson

DENVER SUBSTITUTIONS: K 1 J. Elam, QB 6 B. Brister, P 16 T. Rouen, CB 20 T. James, RB 22 V. Hebron, CB 25 D. Johnson, CB 28 T. Paul, RB 31 D. Loville, RB 37 A. Lynn, FB 42 D. Smith, S 48 G. Coghill, LB 56 K. Burns, G 63 D. Diaz-Infante, T 78 M. Lepais, WR 82 M. Nash, WR 85 W. Green, TE 86 B. Chamberlain, TE 89 D. Carswell, DE 90 N. Smith, DE 91 A. Williams, DE 95 M. Washington, DT 97 M. Lodish, LB 99 S. Joyner. **INACTIVE:** QB 14 B. Griese, S 26 E. Brown, LB 54 N. Wayne, C 80 K.C. Jones, T 70 T. Teague, DE 73 C. Brown, G 79 C. Banks, WR 83 J. Armour.

		FIELD GOALS (made) & missed					
		(26) 38WR 48WL (37)		M. Andersen		(32) 26WR (28)	
VISITOR	Denver Broncos	1	2	3	4	OT	TOTAL
HOME	Atlanta Falcons	7	10	0	17	—	34
		3	3	0	13	—	19

		SCORING PLAY				SCORE	
		Clock		Time		Visitor	
FALCONS	1	9:35	M. Andersen 32 yd. Field Goal (10-48, 5:25)			0	3
BRONCOS	1	3:55	H. Griffith 1 yd. run (J. Elam, kick) (10-80, 5:40)			7	3
BRONCOS	2	9:17	J. Elam 26 yd. Field Goal (11-83, 4:58)			10	3
BRONCOS	2	4:54	R. Smith 80 yd. pass from J. Elway (J. Elam, kick) (1-80, 0:13)			17	3
FALCONS	2	2:25	M. Andersen 28 yd. Field Goal (7-38, 2:29)			17	6
BRONCOS	4	14:56	H. Griffith 1 yd. run (J. Elam, kick) (5-24, 1:50)			31	6
BRONCOS	4	11:20	J. Elway 3 yd. run (J. Elam, kick) (3-46, 1:17)			31	13
FALCONS	4	11:01	T. Dwight 94 yd. kickoff return (M. Andersen, kick)			34	13
BRONCOS	4	7:08	J. Elam 37 yd. Field Goal (7-36, 3:53)			34	19
FALCONS	4	2:04	T. Mathis 3 yd. pass from C. Chandler (2-pt. Attempt Failed) (16-75, 5:04)			34	19

FINAL BRONCOS DEFENSIVE STATISTICS

(Based on unofficial press box statistics)

Player	UT	A	TT	PD	FF	FR	S-yds	I-yds	Player	UT	A	TT	PD	FF	FR	S-yds	I-yds
G. Cadrez	4	4	8	0	0	0	0-0	0-0	H. Hasselbach	1	1	2	0	0	0	0-0	0-0
S. Atwater	4	3	7	1	0	0	0-0	0-0	G. Coghill	1	0	1	0	1	0	0-0	0-0
R. Crockett	5	0	5	0	0	0	0-0	0-0	D. Johnson	1	0	1	1	0	0	0-0	0-0
B. Romanowski	4	1	5	1	0	0	1-7	0-0	M. Washington	0	1	1	0	0	0	0-0	0-0
D. Gordon	2	1	3	3	0	0	0-0	2-108	T. Pryor	0	1	1	0	0	0	0-0	0-0
M. Tanuvasa	2	1	3	0	0	0	0-0	0-0	N. Smith	0	1	1	0	0	0	0-0	0-0
J. Mobley	1	2	3	0	0	0	1-6	0-0	T. James	0	0	0	1	0	0	0-0	0-0
K. Traylor	1	2	3	1	0	0	0-0	0-0	M. Lodish	0	0	0	0	0	0	0-0	0-0
A. Williams	2	0	2	2	0	0	0-0	0-0	Team Totals	30	18	48	11	1	1	2-13	3-136
T. Braxton	1	1	2	1	0	1	0-0	0-0									

FINAL INDIVIDUAL STATISTICS

Denver Broncos						Atlanta Falcons					
RUSHING	ATT	YDS	AVG	LG	TD	RUSHING	ATT	YDS	AVG	LG	TD
T. Davis	25	102	4.1	15	0	J. Anderson	18	96	5.3	15	0
H. Griffith	4	9	2.3	4	2	C. Chandler	4	30	7.5	12	0
D. Loville	2	8	4.0	6	0	T. Dwight	1	5	5.0	5	0
J. Elway	3	2	0.7	3	1						
R. Smith	1	1	1.0	1	0						
B. Brister	1	-1	-1.0	-1	0						
Total	36	121	3.4	15	3	Total	23	131	5.7	15	0

PASSING						PASSING					
J. Elway	ATT	CMP	YDS	TD	LG	C. Chandler	ATT	CMP	YDS	TD	LG
J. Elway	29	18	336	0/0	1	80t	1	1	1	1	1
Total	29	18	336	0/0	1	80t	35	19	219	2/13	30

PASS RECEIVING						PASS RECEIVING					
R. Smith	NO	YDS	LG	TD		T. Mathis	NO	YDS	LG	TD	
R. Smith	5	152	80t	1		T. Martin	7	85	30	1	
E. McCaffrey	5	72	25	0		J. Anderson	5	79	23	0	
B. Chamberlain	3	29	13	0		R. Harris	3	16	9	0	
T. Davis	2	50	39	0		O.J. Santiago	2	21	13	0	
S. Sharpe	2	26	14	0		B. Kozlowski	1	13	13	0	
H. Griffith	1	7	7	0		Total	19	219	30	1	
Total	18	336	80t	1							

INTERCEPTIONS						INTERCEPTIONS					
D. Gordon	NO	YDS	LG	TD		R. Bradford	NO	YDS	LG	TD	
D. Gordon	2	108	58	0			1	1	1	0	
D. Johnson	1	28	28	0		Total	1	1	1	0	
Total	3	136	58	0							

PUNTING						PUNTING					
T. Rouen	NO	YDS	AVG	TB	IN20	D. Stryzinski	NO	YDS	AVG	TB	IN20
T. Rouen	1	35	35.0	0	1	D. Stryzinski	1	39	39.0	0	0
Total	1	35	35.0	0	1	Total	1	39	39.0	0	0

PUNT RETURNS (DOWNED)						PUNT RETURNS					
NO	FC	YDS	LG	TD		NO	FC	YDS	LG	TD	
0	0	0	0	0		T. Dwight	0	1	0	0	
Returns	0	0	0	0		Returns	0	0	0	0	


KICKOFF RETURNS						KICKOFF RETURNS					
NO	FC	YDS	LG	TD		NO	FC	YDS	LG	TD	
2	0	42	26	0		T. Dwight	5	0	210	94t	1
1	0	2	2	0		B. Kozlowski	2	0	17	16	0
Returns	3	44	26	0		Returns	7	27	94	1	

Denver Broncos						Atlanta Falcons					
FUMBLE	Fum	Rec.	Yds	TD	FF	Fum	Rec.	Yds	TD	FF	Rec.
G. Coghill	0	0	0	0	1	0	0	0	0	0	0
T. Braxton	0	0	0	0	1	0	0	0	0	0	0
Total	0	0	0	0	1	1	0	0	0	0	0

FINAL TEAM STATISTICS

	VISITOR BRONCOS	HOME FALCONS
TOTAL FIRST DOWNS	22	21
By Rushing	8	8
By Passing	14	12
By Penalty	0	1
THIRD DOWN EFFICIENCY	6-13-46%	5-11-45%
FOURTH DOWN EFFICIENCY	0-1-0%	1-2-50%
TOTAL NET YARDS	457	337
Total Offensive Plays (inc. times thrown passing)	65	60
Average gain per offensive play	7.0	5.6
NET YARDS RUSHING	121	131
Total Rushing Plays	36	23
Average gain per rushing play	3.4	5.7
NET YARDS PASSING	336	206
Times thrown — yards lost attempting to pass	0-0	2-13
Gross yards passing	336	219
PASS ATTEMPTS-COMPLETIONS-HAD INTERCEPTED	29-18-1	35-19-3
Average gain per pass play (inc. # thrown passing)	11.6	5.6
KICKOFFS Number-In End Zone-Touchbacks	7-0-0	5-2-1
PUNTS Number and Average	1-35	1-39
Had Blocked	0	0
FGs — PATs Had Blocked	0-0	0-0
TOTAL RETURN YARDAGE (Not Including Kickoffs)	136	1
No. and Yards Punt Returns	0-0	0-0
No. and Yards Kickoff Returns	3-44	7-227
No. and Yards Interception Returns	3-136	1-1
PENALTIES Number and Yards	4-61	0-0
FUMBLES Number and Lost	0-0	1-1
TOUCHDOWNS	4	2
Rushing	3	0
Passing	1	1
Kickoff Returns	0	1
EXTRA POINTS Made-Attempts	4-4	1-2
Kicking Made-Attempts	4-4	1-1
Passing Made-Attempts	0-0	0-1
FIELD GOALS Made-Attempts	2-4	2-3
SAFETIES	0	0
FINAL SCORE	34	19
TIME OF POSSESSION	31:23	28:37

1999 ROSTER BREAKDOWNS



Ray Crockett

BRONCOS BREAKDOWN BY POSITION

Players listed alphabetically

OFFENSE

QUARTERBACK

Bubba Brister
Jeff Brohm
Chuck Clements
Brian Griese
Chris Miller

RUNNING BACK

Curtis Alexander
Ryan Christopherson
Terrell Davis
Olandis Gary
Howard Griffith
Derek Loville
Anthony Lynn
Leeland McElroy
Detron Smith

WIDE RECEIVER

Andre Cooper
Chris Doering
Taj Johnson
Ed McCaffrey
Travis McGriff
Billy Miller
Marcus Nash
Chad Plummer
Rod Smith
Shawn Turner

TIGHT END

Dwayne Carswell
Byron Chamberlain
Desmond Clark
Shannon Sharpe
Justin Swift

GUARD

Chris Banks
David Diaz-Infante
Dan Finn
Lennie Friedman
Dan Neil
Mark Schlereth

CENTER

K.C. Jones
Tom Nalen
Clay Shiver

TACKLE

Tony Bertl
Tony Jones
Tim Kohn
Matt Lepsis
Trey Teague
Melvin Tuten

DEFENSE

DEFENSIVE END

Ben Crosland
Harald Hasselbach
Montae Reagar
Carl Reeves
Neil Smith
Maa Tanuvasa
Marvin Thomas
Alfred Williams

SAFETY

Tyrone Braxton
Eric Brown
George Coghill
Darnius Johnson
Jason Moore
Tori Noel
Brad Trout

LINEBACKER

David Bowers
Glenn Cadrez
Troy Dumas
Chris Gizzi
John Mobley
Bill Romanowski
Steve Russ
Artie Ulmer
Dave Thomas
Ronnie Ward
Nate Wayne
Al Wilson

DEFENSIVE TACKLE

Cyron Brown
Herb Coleman
Mike Lodish
Viliami Maumau
Trevor Pryce
Keith Traylor

CORNERBACK

Darwin Brown
Dale Carter
Ray Crockett
Tory James
Tito Paul
Jason Suttle
Chris Watson

SPECIAL TEAMS

PUNTER

Tom Rouen
Jeff Baker

PLACE KICKER

Jason Elam

SNAPPER (KICKS)

David Diaz-Infante
Matt Lepsis
Tom Nalen
Trey Teague

SNAPPER (PUNTS)

Glenn Cadrez
David Diaz-Infante
Matt Lepsis
Steve Russ
Trey Teague

HOLDER

Bubba Brister
Brian Griese
Tom Rouen

KICKOFF RETURNS

Curtis Alexander
Darnius Johnson
Derek Loville
Leeland McElroy
Chris Watson

PUNT RETURNS

George Coghill
Travis McGriff
Marcus Nash
Rod Smith
Chris Watson

Rookies and first-year free agents in *italics*.
Players may be listed at more than one position.
Position assignments are tentative as of June 14, 1999.

PRONUNCIATION GUIDE

Tony Bertl (BER-lee)
Cyron Brown (SY-ron)
David Bowers (BO-ers)
Jeff Brohm (BRAWM)
Glenn Cadrez (ku-DREZ)
Ryan Christopherson
(kri-STOF-er-sun)

D. Diaz-Infante (DEE-oz in-FON-ly)
Chris Doering (DOOR-ing)
Troy Dumas (DOO-mus)
Jason Elam (EE-lum)
Olandis Gary (o-LAN-dis)
Chris Gizzi (GIZ-ee)
Brian Griese (GREE-see)

Harald Hasselbach (HASS-el-back)
Darnius Johnson (DARE-ee-us)
Taj Johnson (TOZH)
Derek Loville (lu-VIL)
Viliami Maumau (VI-lee-AH-mee)
MOW-MOW
Tori Noel (no-EL)

Montae Reagar (MON-ly RAY-ger)
Tom Rouen (RUHN)
Mark Schlereth (SHLARE-eth)
Detron Smith (DEE-iron)
Maa Tanuvasa
(MAH-ah TAH-noo-VA-suh)
Trey Teague (TEEG)

DENVER BRONCOS 1999 VETERAN ROSTER (AS OF JUNE 14, 1999)

DENVER



BRONCOS

No.	Player	Pos.	Ht.	Wt.	Birthdate	NFL Exp.	College	High School Hometown	How Acq.	'98 Games/ Starts	Numerical Roster
79	Banks, Chris	G	6-1	300	4/4/73	2	Kansas	Lexington, Mo.	FA-'98	4/0	1 Jason Elam.....K
75	Berti, Tony	T	6-6	300	6/21/72	5	Colorado	Thornton, Colo.	UFA(Sea)-'99	0/0@	6 Bubba Brister.....QB
34	Braxton, Tyrone	S	5-11	190	12/17/64	13	North Dakota St.	Madison, Wisc.	FA-'95	16/6	9 Chuck Clements.....QB
6	Brisler, Bubba	QB	6-3	205	8/15/62	13	Northeast La.	Monroe, La.	FA-'97	7/4	11 Jeff Brohm.....QB
11	Brohm, Jeff	QB	6-1	205	4/24/71	5	Louisville	Louisville, Ky.	FA-'99	0/0@	12 Chris Miller.....QB
73	Brown, Cyron	DT	6-5	275	6/28/75	2	Western Illinois	Chicago, Ill.	CFA-'98	4/0	14 Brian Griese.....QB
26	Brown, Eric	S	6-0	210	3/20/75	2	Mississippi State	San Antonio, Texas	D2-'98	11/10	16 Tom Rouen.....P
59	Cadrez, Glenn	LB	6-3	240	1/2/70	8	Houston	El Centro, Calif.	FA-'95	16/16	19 Chris Doering.....WR
89	Carswell, Dwayne	TE	6-3	260	1/18/72	6	Liberty	Jacksonville, Fla.	CFA-'94	16/1	25 Darius Johnson.....S
40	Carter, Dale	CB	6-1	188	11/28/69	8	Tennessee	Covington, Ga.	UFA(KC)-'99	11/9@	26 Eric Brown.....S
86	Chamberlain, Byron	TE	6-1	242	10/17/71	5	Wayne State	Fort Worth, Texas	D7b-'95	16/0	28 Tito Paul.....CB
46	Christopherson, Ryan	FB	5-11	246	7/26/72	3	Wyoming	Huntsville, Texas	FA-'99	0/0	29 Howard Griffith.....FB
9	Clements, Chuck	QB	6-3	211	9/29/73	2	Houston	Fredricksburg, Va.	FA-'97	9/0	30 Terrell Davis.....RB
48	Coghlin, George	S	6-0	210	3/30/70	3	Wake Forest	Dallas, Tex.	UFA(Dal)-'94	16/16	31 Derek Loville.....RB
39	Crockett, Ray	CB	5-10	184	1/5/67	11	Baylor	San Diego, Calif.	D8b-'95	16/16	33 Leeland McElroy.....RB
30	Davis, Terrell	RB	5-11	210	10/28/72	5	Georgia	San Jose, Calif.	FA-'96	10/0	34 Tyrone Braxton.....S
63	Diaz-Infante, David	G	6-3	295	3/31/64	5	San Jose State	Gainesville, Fla.	FA-'99	0/0	37 Anthony Lynn.....FB
19	Doering, Chris	WR	6-4	195	5/19/73	2	Florida	Cheyenne, Wyo.	FA-'99	0/0	39 Ray Crockett.....CB
55	Dumas, Troy	LB	6-3	242	9/30/72	4	Nebraska	Fl. Walton Bch., Fla.	D3b-'93	16/0	40 Dale Carter.....CB
1	Elam, Jason	K	5-11	200	3/8/70	7	Hawaii	Miami, Fla.	D3-'98	1/0	42 Detron Smith.....FB
14	Griese, Brian	QB	6-3	215	3/18/75	2	Michigan	Chicago, Ill.	UFA(Car)-'97	14/13	46 Ryan Christopherson.....S
29	Griffith, Howard	FB	6-0	230	11/17/67	7	Illinois	Tsawassen, B.C.	FA-'94	16/2	48 George Coghill.....S
96	Hasselbach, Harold	DE	6-6	285	9/22/67	6	Washington	New Orleans, La.	D2-'96	16/0	50 Arlie Ulmer.....LB
20	James, Tony	CB	6-1	195	5/18/73	4	Louisiana State	Terrill, Texas	D4b-'96	16/2	53 Bill Romanowski.....LB
25	Johnson, Darius	S	5-9	185	9/17/72	4	Oklahoma	Midland, Texas	CFA-'97	0/0	54 Nate Wayne.....LB
60	Jones, K.C.	C	6-1	275	3/28/74	3	Miami (Fla.)	Royston, Ga.	T(Bath)-'97	16/16	55 Troy Dumas.....LB
77	Jones, Tony	T	6-5	291	5/24/66	12	Western Carolina	Wadsworth, Ill.	FA-'99	0/0	57 Ronnie Ward.....LB
76	Kohn, Tim	T	6-5	310	12/6/73	2	Iowa State	Conroe, Texas	CFA-'97	16/0	58 Steve Russ.....LB
78	Lepais, Matt	T	6-4	290	1/13/74	3	Colorado	Birmingham, Mich.	UFA(Buf)-'96	15/1	
97	Lodish, Mike	DT	6-3	270	8/11/67	10	UCLA				

DENVER



BRONCOS

31	Loville, Derek	RB	5-10	210	7/4/68	9	Oregon	San Francisco, Calif.	UFA(SF)-'97	16/0	59	Glenn Cadrez	LB
37	Lynn, Anthony	FB	6-3	230	12/21/68	6	Texas Tech	McKinney, Texas	UFA(SF)-'97	16/0	60	K.C. Jones	C
87	McCaffrey, Ed	WR	6-5	215	8/17/68	9	Stanford	Allentown, Pa.	UFA(SF)-'95	15/15	62	Dan Neil	G
33	McElroy, Leeland	RB	5-9	212	6/25/74	3	Texas A&M	Beaumont, Texas	FA-'99	0/0	63	David Diaz-Infante	G
12	Miller, Chris	QB	6-2	212	8/9/65	10	Oregon	Eugene, Ore.	FA-'99	0/0	66	Tom Nalen	C
51	Modley, John	LB	6-1	236	10/10/73	4	Kutztown (Pa.)	Chester, Pa.	D1-'96	16/15	68	Carl Reeves	DE
66	Nalen, Tom	C	6-3	286	5/13/71	6	Boston College	Foxboro, Mass.	D7c-'94	16/16	69	Mark Schlereth	G
82	Nash, Marcus	WR	6-3	195	2/1/76	2	Tennessee	Tulsa, Okla.	D1-'98	8/1	70	Trey Teague	T
62	Nail, Dan	G	6-2	281	10/21/73	3	Texas	Cypress Creek, Texas	D3-'97	16/16	71	Melvin Tuten	T
28	Paul, Tito	CB	6-0	195	12/7/71	5	Ohio State	Osceola, Fla.	FA-'98	16/0	72	Clay Shiver	C
93	Pryce, Trevor	DT	6-5	295	8/3/75	3	Clemson	Winter Park, Fla.	D1-'97	16/15	73	Cyron Brown	DE
68	Reeves, Carl	DE	6-4	270	12/17/71	5	North Carolina St.	Durham, N.C.	UFA(Chi)-'99	11/0@	75	Tony Bertl	T
53	Romanowski, Bill	LB	6-4	245	4/2/66	12	Boston College	Vernon, Conn.	UFA(Phi)-'96	16/16	76	Tim Kohn	T
16	Rouen, Tom	P	6-3	225	6/9/68	7	Colorado	Hinsdale, Ill.	FA-'93	16/0	77	Tony Jones	T
58	Russ, Steve	LB	6-4	245	9/16/72	3	Air Force	Steinsville, Wisc.	D7a-'95	0/0	78	Matt Lepais	T
69	Schlereth, Mark	G	6-3	287	1/25/66	11	Idaho	Anchorage, Ak.	UFA(Was)-'95	16/16	79	Chris Banks	G
84	Sharpe, Shannon	TE	6-2	230	6/26/68	10	Savannah State	Glennville, Ga.	D7-'90	16/16	80	Rod Smith	WR
72	Shiver, Clay	C	6-2	294	12/7/72	4	Florida State	Tifton, Ga.	FA-'99	14/9@	82	Marcus Nash	WR
42	Smith, Detron	FB	5-10	230	2/25/74	4	Texas A&M	Dallas, Texas	D3a-'96	15/2	84	Shannon Sharpe	TE
90	Smith, Neil	DE	6-4	270	4/10/66	12	Nebraska	New Orleans, La.	UFA(KC)-'97	14/14	86	Byron Chamberlain	TE
80	Smith, Rod	WR	6-0	200	5/15/70	5	Missouri Southern	Texarkana, Ark.	CFA-'94	16/16	87	Ed McCaffrey	WR
98	Tanavasa, Maa	DT	6-2	270	11/6/70	6	Hawaii	Milliani, Hawaii	FA-'95	16/16	88	Dwayne Carswell	TE
70	Teague, Trey	T	6-5	285	12/27/74	2	Tennessee	Jackson, Tenn.	D7a-'98	0/0	90	Neil Smith	DE
94	Taylor, Keith	DT	6-2	304	9/3/69	8	Central St. (Okla.)	Little Rock, Ark.	UFA(KC)-'97	15/14	91	Alfred Williams	DE
71	Tuten, Melvin	T	6-6	305	11/1/71	3	Syracuse	Washington, D.C.	FA-'99	0/0	93	Trevor Pryce	DT
50	Ulmer, Arlie	LB	6-3	247	7/30/73	2	Valdosta State	Rincon, Ga.	FA-'99	0/0	94	Keith Taylor	DT
57	Ward, Ronnie	LB	6-0	230	2/11/74	2	Kansas	St. Louis, Mo.	FA-'99	0/0	96	Harald Hasselbach	DE
54	Wayne, Nate	LB	6-0	230	1/12/75	2	Mississippi	Macon, Miss.	D7b-'98	1/0	97	Mike Lodish	DT
91	Williams, Alfred	DE	6-6	265	11/6/68	9	Colorado	Houston, Texas	UFA(SF)-'96	10/0	98	Maa Tanavasa	DT

KEY: D - draft; FA - free agent; RFA - rookie free agent; UFA - unrestricted free agent; T - trade @ - at the end of '98 games/starts category indicates; Bertl - inactive for all five games with Seattle, after being on injured reserve with San Diego for 11 games; Brohm was on injured reserve with Tampa Bay; Carter played in 11 games with Chicago; Shiver played in 14 games and started nine with Dallas.



No.	Name	Pos.	Ht.	Wt.	Birthdate	Exp.	College	High School	How Acq.	Numerical Roster
32	Alexander, Curtis	RB	6-0	204	6/11/74	1	Alabama	Hometown	D4-'98	PK Jeff Baker
3	Baker, Jeff	P	6-2	200	2/18/77	R	Western Illinois	Memphis, Tenn.	RFA-'99	10 Billy Miller
52	Bowens, David	LB	6-2	255	7/3/77	R	Western Illinois	Lakewood, Colo.	D5a-'99	13 Chad Plummer
41	Brown, Darwin	CB	5-10	170	7/8/77	R	Texas Tech	Tyler, Texas	D5b-'99	15 Shawn Turner
88	Clark, Desmond	TE	6-3	255	4/20/77	R	Wake Forest	Lakeland, Fla.	D5a-'99	17 Taj Johnson
67	Coleman, Herb	DT	6-4	300	9/4/71	1	Trinity (Ill.)	Chicago, Ill.	FA-'99	21 Chris Watson
81	Cooper, Andre	WR	6-2	210	6/21/75	1	Florida State	Jacksonville, Fla.	FA-'98	23 Jason Moore
61	Crosland, Ben	DE	6-4	269	4/29/74	1	Utah State	Kemmerer, Wyo.	FA-'99	24 Olandis Gary
74	Finn, Dan	G	6-3	300	8/23/76	1	Northern Arizona	Mesa, Ariz.	FA-'99	32 Curtis Alexander
64	Friedman, Lennie	G	6-3	300	10/13/76	R	Duke	West Milford, N.J.	D2b-'99	35 Jason Suttle
24	Gary, Olandis	RB	5-11	218	5/18/75	R	Georgia	Washington, D.C.	D4-'99	36 Brad Trout
49	Gizzi, Chris	LB	6-0	230	3/8/75	1	Air Force	Cleveland, Ohio	CFA-'98	38 Tori Noel
17	Johnson, Taj	WR	6-2	195	1/9/75	1	San Diego State	Ardmore, Okla.	FA-'99	41 Darwin Brown
95	Maumau, Villami	DT	6-2	302	4/3/75	1	Colorado	Honolulu, Hawaii	FA-'99	43 Dave Thomas
83	McGriff, Travis	WR	5-8	185	6/24/76	R	Florida	Gainesville, Fla.	D3b-'99	49 Chris Gizz
10	Miller, Billy	WR	6-3	215	4/24/77	R	Southern Calif.	Westlake Village, Calif.	D7a-'99	52 David Bowens
23	Moore, Jason	S	5-10	191	1/15/76	1	San Diego State	San Bernardino, Calif.	FA-'99	56 Al Wilson
38	Noel, Tori	S	6-0	200	2/17/75	1	Tennessee	Memphis, Tenn.	CFA-'98	61 Ben Crosland
13	Plummer, Chad	WR	6-3	223	11/30/75	R	Cincinnati	Tallahassee, Fla.	D6b-'99	64 Lennie Friedman
99	Reagor, Montae	DE	6-2	256	6/29/77	R	Texas Tech	Wooahachie, Texas	D2a-'99	67 Herb Coleman
35	Suttle, Jason	CB	5-10	182	12/2/74	R	Wisconsin	Burnsville, Minn.	FA-'99	74 Dan Finn
85	Swift, Justin	TE	6-4	264	8/14/75	1	Kansas State	Overland Park, Kan.	D7b-'99	81 Andre Cooper
43	Thomas, Dave	LB	6-3	225	11/2/76	1	Eastern Illinois	Lookout Mtn., Tenn.	FA-'99	85 Justin Swift
92	Thomas, Marvin	DE	6-5	264	10/19/73	1	Memphis	Minette, Ala.	FA-'99	88 Desmond Clark
36	Trout, Brad	S	6-2	209	1/22/75	1	Valdosta State	Miami, Fla.	FA-'99	92 Marvin Thomas
15	Turner, Shawn	WR	6-1	200	5/18/73	1	Utah State	Nampa, Idaho	FA-'99	95 Villami Maumau
21	Watson, Chris	CB	6-1	192	6/30/77	R	Eastern Illinois	Chicago, Ill.	D3a-'99	99 Montae Reagor
56	Wilson, Al	LB	6-0	240	6/21/77	R	Tennessee	Jackson, Tenn.	D1-'99	

The term NFL ROOKIE is defined as a player who is in his first season of professional football and has not been on the roster of another professional football team for any regular-season or postseason games. A ROOKIE is designated by an "R" on NFL rosters. Players who have been active in another professional league or players who have NFL experience, including their preseason training camp or being on an Active List or Inactive List, or on Reserve/Physically Unable to Perform for fewer than six regular season games, are termed NFL First-Year Players. An NFL First-Year Player is designated by a "1" on NFL rosters. Thereafter, a player is credited with an additional year of experience for each season in which he accumulates six games on the Active List or Inactive List, or on Reserve/Injured or Reserve/Physically Unable to Perform.



HOW THE BRONCOS ARE BEING BUILT

YEAR	DRAFT	TRADES	FREE AGENTS/WAIVERS
1987 10-4-1 1st AFC West AFC Champions	S Tyrone Braxton (12)		
1990 5-11 5th AFC West	TE Shannon Sharpe (7)		
1993 9-7 3rd AFC West	K Jason Elam (3b)		P Tom Rouen**
1994 7-9 4th AFC West	C Tom Nalen (7c)		TE Dwayne Carswell** CB Ray Crockett*** DE Harald Hasselbach** WR Rod Smith*
1995 8-8 4th AFC West	RB Terrell Davis (6b) LB Steve Russ (7a) TE Byron Chamberlain (7b)		LB Glenn Cadrez** OL David Diaz-Infante** DT Mike Lodish*** WR Ed McCaffrey*** G Mark Schlereth*** DL Maa Tanuvasa**
1996 13-3 1st AFC West	LB John Mobley (1) CB Tory James (2) FB Detron Smith (3a) CB Darnius Johnson (4b) G Chris Banks (7b)		LB Bill Romanowski*** DE Alfred Williams***
1997 12-4 2nd AFC West Super Bowl Champs	DT Trevor Pryce (1) C/G Dan Neil (3)	T Tony Jones (from Baltimore)	QB Bubby Brister** S George Coghill** FB Howard Griffith** C K.C. Jones* T Matt Lepsis RB Derek Loville*** RB Anthony Lynn*** DE Neil Smith*** DT Keith Taylor**
1998 14-2 1st AFC West Super Bowl Champs	WR Marcus Nash (1) S Eric Brown (2) QB Brian Griese (3) RB Curtis Alexander (4) (PS) T Trey Teague (7a) LB Nate Wayne (7b)		DE Cyron Brown* WR Andre Cooper** (PS) LB Chris Gizzi* (reserve/military) DT Villami Maumau** (PS) S Tori Noel* (PS) CB Tito Paul** DE Marvin Thomas** (PS)
1999	LB Al Wilson (1) DE Montae Reagor (2a) G Lennie Friedman (2b) CB Chris Watson (3a) WR Travis McGriff (3b) RB Olandis Gary (4) LB David Bowens (5a) CB Darwin Brown (5b) TE Desmond Clark (6a) WR Chad Plummer (6b) WR Billy Miller (7a) TE Justin Swift (7b)		P Jeff Baker* T Tony Bert*** QB Jeff Brohm** CB Dale Carter*** RB Ryan Christopherson** QB Chuck Clements** DE Herb Coleman** DE Ben Crosland** WR Chris Doering** LB Troy Dumas** G Dan Finn** WR Taj Johnson** T Tim Kohn** RB Leeland McElroy** QB Chris Miller** CB Jason Moore** DE Carl Reeves*** C Clay Shiver** CB Jason Suttle** LB Dave Thomas** S Brad Trout** WR Shawn Turner** T Melvin Tuten** LB Artie Ulmer** LB Ronnie Ward**

Number in parenthesis after draft choice indicates the round in which the player was taken.

* - indicates player was a rookie free agent when he joined the Broncos.

** - indicates player was an NFL veteran or had been in other camps before joining the Broncos.

*** - indicates player was an unrestricted free agent who had not been released by previous team.

PB - indicates player was a Plan B free agent.

PS - indicates player was on Practice Squad at end of '98 season.

IR - indicates player was on Injured Reserve at end of '98 season.

PUP - indicates player is on Physically Unable to Perform List.

HISTORY AND RECORDS



Jason Elam
Two-Time Pro Bowl Selection

ALL-TIME GAME RESULTS

(Sunday afternoon games, unless otherwise indicated)

Mo.	Date	Attendance	Score	W/L	Opponent	Game Site	Notes
-----	------	------------	-------	-----	----------	-----------	-------

1960

HEAD COACH: Frank Filchock

PRESEASON (0-5)

Aug 5	4,706	6-43	L	Boston Patriots	Providence, R.I.	Friday night
Aug 13	6,200	14-31	L	Buffalo Bills	Rochester, New York	Saturday night
Aug 20	19,500	3-42	L	Houston Oilers	Jeppesen Stadium	Saturday night
Aug 27	5,500	0-48	L	Dallas Texans	Little Rock, Arkansas	Saturday night
Sep 3	21,516	30-36	L	Los Angeles Chargers	Los Angeles Coliseum	Saturday night
	57,422	53-192				

REGULAR SEASON (4-9-1) (4th AFL West)

Sep 9	21,597	13-10	W	Boston Patriots	Boston Univ. Field	Friday night
Sep 18	15,229	27-21	W	Buffalo Bills	War Memorial Stadium	
Sep 23	20,462	24-28	L	New York Titans	Polo Grounds	Friday night
Oct 2	18,372	31-14	W	Oakland Raiders	Bears Stadium	
Oct 16	19,141	19-23	L	Los Angeles Chargers	Bears Stadium	
Oct 23	12,683	31-24	W	Boston Patriots	Bears Stadium	
Oct 30	13,002	14-17	L	Dallas Texans	Bears Stadium	
Nov 6	14,489	25-45	L	Houston Oilers	Bears Stadium	
Nov 13	21,000	7-34	L	Dallas Texans	Cotton Bowl	
Nov 20	20,778	10-20	L	Houston Oilers	Jeppesen Stadium	
Nov 27	7,785	38-38	T	Buffalo Bills	Bears Stadium	
Dec 4	5,861	27-30	L	New York Titans	Bears Stadium	
Dec 10	9,928	33-41	L	Los Angeles Chargers	Los Angeles Coliseum	Saturday
Dec 16	7,000	10-48	L	Oakland Raiders	Kezar Stadium	Friday night
	207,327	309-393		(Bye Oct 9)		

1961

HEAD COACH: Frank Filchock

PRESEASON (1-4)

Aug 12	10,000	13-31	L	Dallas Texans	Midland, Texas	Saturday night
Aug 19	6,500	48-21	W	Oakland Raiders	Spokane, Washington	Saturday night
Aug 25	21,710	27-29	L	Dallas Texans	Fort Worth, Texas	Friday night
Sep 1	10,087	10-42	L	Houston Oilers	Mobile, Alabama	Friday night
Sep 4	6,300	12-49	L	Oakland Raiders	Candlestick Park	Monday
	54,597	110-172				

REGULAR SEASON (3-11) (3rd AFL West)

Sep 10	16,636	22-10	W	Buffalo Bills	War Memorial Stadium	
Sep 16	14,479	17-45	L	Boston Patriots	Boston Univ. Field	Saturday night
Sep 24	14,381	28-35	L	New York Titans	Polo Grounds	
Oct 1	8,361	19-33	L	Oakland Raiders	Candlestick Park	
Oct 8	14,500	12-19	L	Dallas Texans	Bears Stadium	
Oct 15	11,129	27-24	W	Oakland Raiders	Bears Stadium	
Oct 22	12,508	27-10	W	New York Titans	Bears Stadium	
Oct 29	32,584	0-37	L	San Diego Chargers	Balboa Stadium	
Nov 5	11,564	14-55	L	Houston Oilers	Bears Stadium	
Nov 12	7,859	16-19	L	San Diego Chargers	Bears Stadium	
Nov 19	7,645	10-23	L	Buffalo Bills	Bears Stadium	
Nov 26	27,874	14-45	L	Houston Oilers	Jeppesen Stadium	
Dec 3	9,303	24-28	L	Boston Patriots	Bears Stadium	
Dec 10	8,000	21-49	L	Dallas Texans	Cotton Bowl	
	196,823	251-432		(Bye Dec 17)		

1962

HEAD COACH: Jack Faulkner

PRESEASON (2-2)

Aug 10	11,500	17-33	L	Houston Oilers	Atlanta, Ga.	Friday night
Aug 18	19,168	24-31	L	San Diego Chargers	Balboa Stadium	Saturday night
Aug 24	18,000	27-24	W	Dallas Texans	Fort Worth, Texas	Friday night
Aug 31	5,000	41-12	W	Oakland Raiders	Stockton, Calif.	Friday night
	53,668	109-100				

REGULAR SEASON (7-7) (2nd AFL West)

Sep 7	28,000	30-21	W	San Diego Chargers	Univ. of Denver Stadium	Friday night
Sep 15	30,577	23-20	W	Buffalo Bills	War Memorial Stadium	Saturday night
Sep 21	21,038	16-41	L	Boston Patriots	Boston Univ. Field	Friday night
Sep 30	17,213	32-10	W	New York Titans	Polo Grounds	



Oct 5	22,452	44-7	W	Oakland Raiders	Bears Stadium	Friday night
Oct 14	7,000	23-6	W	Oakland Raiders	Frank Youell Field	
Oct 21	34,496	20-10	W	Houston Oilers	Bears Stadium	
Oct 28	26,051	38-45	L	Buffalo Bills	Bears Stadium	
Nov 4	20,827	23-20	W	San Diego Chargers	Balboa Stadium	
Nov 11	28,187	29-33	L	Boston Patriots	Bears Stadium	
Nov 18	23,523	3-24	L	Dallas Texans	Bears Stadium	
Nov 22	15,776	45-46	L	New York Titans	Bears Stadium	
Dec 2	30,650	17-34	L	Houston Oilers	Jeppesen Stadium	Thursday
Dec 9	19,137	10-17	L	Dallas Texans	Cotton Bowl	
	324,927	353-334		(Bye Dec 16)		

1963

HEAD COACH: Jack Faulkner

PRESEASON (2-3)

Aug 3	11,445	27-10	W	Houston Oilers	Univ. of Denver Stadium	Saturday night
Aug 10	9,655	19-35	L	Oakland Raiders	Frank Youell Field	Saturday night
Aug 17	11,135	31-25	W	San Diego Chargers	Univ. of Denver Stadium	Saturday night
Aug 23	6,865	16-30	L	Kansas City Chiefs	Municipal Stadium	Friday night
Aug 31	7,000	14-21	L	Buffalo Bills	Winston-Salem, N.C.	Saturday night
	46,100	107-121				

REGULAR SEASON (2-11-1) (4th AFL West)

Sep 7	21,115	7-59	L	Kansas City Chiefs	Univ. of Denver Stadium	Saturday night
Sep 14	23,147	14-20	L	Houston Oilers	Jeppesen Stadium	Saturday night
Sep 29	18,636	14-10	W	Boston Patriots	Bears Stadium	
Oct 6	18,428	50-34	W	San Diego Chargers	Bears Stadium	
Oct 13	24,087	24-33	L	Houston Oilers	Bears Stadium	
Oct 18	25,418	21-40	L	Boston Patriots	Fenway Park	Friday night
Oct 26	20,377	35-35	T	New York Jets	Polo Grounds	Saturday night
Nov 3	19,424	28-30	L	Buffalo Bills	Bears Stadium	
Nov 9	30,989	17-27	L	Buffalo Bills	War Memorial Stadium	Saturday night
Nov 17	14,247	9-14	L	New York Jets	Bears Stadium	
Nov 28	14,763	10-26	L	Oakland Raiders	Bears Stadium	
Dec 8	17,443	21-52	L	Kansas City Chiefs	Municipal Stadium	Thursday
Dec 15	15,223	31-35	L	Oakland Raiders	Frank Youell Field	
Dec 22	31,312	20-58	L	San Diego Chargers	Balboa Stadium	
	298,213	301-473		(Bye Sep 22)		

1964

HEAD COACH: Jack Faulkner (4 games) & Mac Speedie (10 games)

PRESEASON (2-3)

Aug 8	26,293	20-34	L	San Diego Chargers	Balboa Stadium	Saturday night
Aug 14	13,545	7-20	L	Oakland Raiders	Bears Stadium	Friday night
Aug 20	32,127	32-20	W	Houston Oilers	Jeppesen Stadium	Thursday night
Aug 28	19,500	10-14	L	Kansas City Chiefs	Fort Worth, Texas	Friday night
Sep 5	20,568	27-17	W	Boston Patriots	Univ. of Denver Stadium	Saturday night
	112,033	96-105				

REGULAR SEASON (2-11-1) (4th AFL West)

Sep 12	45,665	6-30	L	New York Jets	Shea Stadium	Saturday night
Sep 20	28,501	13-30	L	Buffalo Bills	War Memorial Stadium	
Sep 27	22,651	17-38	L	Houston Oilers	Bears Stadium	
Oct 4	15,485	10-39	L	Boston Patriots	Bears Stadium	
— Jack Faulkner out, Mac Speedie in as head coach —						
Oct 11	16,285	33-27	W	Kansas City Chiefs	Bears Stadium	
Oct 18	23,332	14-42	L	San Diego Chargers	Balboa Stadium	
Oct 25	17,858	7-40	L	Oakland Raiders	Frank Youell Field	
Nov 1	15,053	39-49	L	Kansas City Chiefs	Municipal Stadium	
Nov 8	19,670	20-31	L	San Diego Chargers	Bears Stadium	
Nov 15	11,309	20-16	W	New York Jets	Bears Stadium	
Nov 20	24,979	7-12	L	Boston Patriots	Fenway Park	Friday night
Nov 29	15,958	20-20	T	Oakland Raiders	Bears Stadium	
Dec 13	14,431	19-30	L	Buffalo Bills	Bears Stadium	
Dec 20	15,839	15-34	L	Houston Oilers	Jeppesen Stadium	
	285,003	240-438		(Bye Dec 6)		

1965

HEAD COACH: Mac Speedie

PRESEASON (1-4)

Aug 7	17,707	24-30	L	Kansas City Chiefs	Univ. of Denver Stadium	Saturday night
Aug 14	18,000	27-17	W	Oakland Raiders	Salt Lake City, Utah	Saturday night
Aug 21	18,913	6-21	L	San Diego Chargers	Univ. of Denver Stadium	Saturday night
Aug 28	12,666	3-25	L	Houston Oilers	San Antonio, Texas	Saturday night
Sep 4	14,550	20-30	L	Oakland Raiders	Sacramento, California	Saturday night
	81,836	80-123				



REGULAR SEASON (4-10) (4th AFL West)

Sep 11	27,022	31-34	L	San Diego Chargers	Balboa Stadium	Saturday night
Sep 19	30,682	15-30	L	Buffalo Bills	Bears Stadium	
Sep 24	26,782	27-10	W	Boston Patriots	Fenway Park	Friday night
Oct 3	34,988	16-13	W	New York Jets	Bears Stadium	
Oct 10	31,001	23-31	L	Kansas City Chiefs	Bears Stadium	
Oct 17	32,492	28-17	W	Houston Oilers	Bears Stadium	
Oct 24	45,046	13-31	L	Buffalo Bills	War Memorial Stadium	
Oct 31	53,717	10-45	L	New York Jets	Shea Stadium	
Nov 7	33,073	21-35	L	San Diego Chargers	Bears Stadium	
Nov 14	28,126	31-21	W	Houston Oilers	Rice Stadium	
Nov 21	30,369	20-28	L	Oakland Raiders	Bears Stadium	
Dec 5	19,023	13-24	L	Oakland Raiders	Frank Youell Field	
Dec 12	27,207	20-28	L	Boston Patriots	Bears Stadium	
Dec 19	14,421	35-45	L	Kansas City Chiefs	Municipal Stadium	
	435,778	303-392		(Bye Nov 28)		

1966

HEAD COACH: Mac Speedie (2 games) & Ray Malavasi (12 games)

PRESEASON (1-3)

Aug 6	17,771	30-32	L	Kansas City Chiefs	Univ. of Denver Stadium	Saturday night
Aug 12	30,476	3-25	L	Buffalo Bills	War Memorial Stadium	Friday night
Aug 24	18,442	28-16	W	Miami Dolphins	Memphis, Tennessee	Wednesday night
Aug 28	14,074	21-52	L	Oakland Raiders	Bears Stadium	
	80,763	82-126				

REGULAR SEASON (4-10) (4th AFL West)

Sep 3	30,156	7-45	L	Houston Oilers	Rice Stadium	Saturday night
Sep 18	25,337	10-24	L	Boston Patriots	Bears Stadium	
— Mac Speedie out, Ray Malavasi in as head coach —						
Sep 25	29,878	7-16	L	New York Jets	Bears Stadium	
Oct 2	27,203	40-38	W	Houston Oilers	Bears Stadium	
Oct 8	33,929	10-37	L	Kansas City Chief	Municipal Stadium	Saturday night
Oct 16	23,393	7-24	L	Miami Dolphins	Orange Bowl	
Oct 23	26,196	10-56	L	Kansas City Chiefs	Bears Stadium	
Oct 30	25,819	17-24	L	San Diego Chargers	Balboa Stadium	
Nov 6	18,154	17-10	W	Boston Patriots	Fenway Park	
Nov 20	26,703	3-17	L	Oakland Raiders	Bears Stadium	
Nov 27	24,860	20-17	W	San Diego Chargers	Bears Stadium	
Dec 4	32,592	17-7	W	Miami Dolphins	Bears Stadium	
Dec 11	31,765	10-28	L	Oakland Raiders	Bears Stadium	
Dec 18	40,538	21-38	L	Buffalo Bills	Oakland Coliseum	
	395,997	196-381		(Bye Sep 11 and Nov 13)	War Memorial Stadium	

1967

HEAD COACH: Lou Saban

PRESEASON (3-1)

Jul 29	7,000	2-19	L	Miami Dolphins	Canton, Ohio	Saturday night
Aug 5	21,228	13-7	W	Detroit Lions (NFL)	Univ. of Denver Stadium	Saturday night
Aug 18	31,850	14-3	W	Minnesota Vikings (NFL)	Univ. of Denver Stadium	Friday night
Aug 27	6,500	21-17	W	Oakland Raiders	North Platte, Neb.	
	66,578	50-46				

REGULAR SEASON (3-11) (4th AFL West)

Sep 3	35,488	26-21	W	Boston Patriots	Bears Stadium	
Sep 10	25,423	0-51	L	Oakland Raiders	Oakland Coliseum	
Sep 17	29,381	21-35	L	Miami Dolphins	Orange Bowl	
Sep 24	35,365	24-38	L	New York Jets	Bears Stadium	
Oct 1	21,798	6-10	L	Houston Oilers	Rice Stadium	
Oct 8	35,188	16-17	L	Buffalo Bills	Bears Stadium	
Oct 22	34,464	21-38	L	San Diego Chargers	Bears Stadium	
Oct 29	44,002	9-52	L	Kansas City Chiefs	Municipal Stadium	
Nov 5	29,043	17-21	L	Oakland Raiders	Bears Stadium	
Nov 12	30,392	18-20	L	Houston Oilers	Bears Stadium	
Nov 19	30,891	21-20	W	Buffalo Bills	War Memorial Stadium	
Nov 23	34,586	20-24	L	San Diego Chargers	Balboa Stadium	Thursday night
Dec 3	61,615	33-24	W	New York Jets	Shea Stadium	
Dec 17	31,660	24-38	L	Kansas City Chiefs	Bears Stadium	
	479,497	256-409		(Bye Oct 15 and Dec 10)		

1968

HEAD COACH: Lou Saban

PRESEASON (1-4)

Aug 10	13,841	15-13	W	Cincinnati Bengals	Univ. of Denver Stadium	Saturday night
Aug 17	20,901	16-39	L	Minnesota Vikings	Univ. of Denver Stadium	Saturday night
Aug 23	22,254	6-22	L	San Francisco 49ers	Univ. of Denver Stadium	Friday night



Aug 30	10,328	3-6	L	San Diego Chargers	San Antonio, Texas	Friday night
Sep 7	18,031	7-23	L	Oakland Raiders	Portland, Ore.	Saturday night
	85,355	47-103				

REGULAR SEASON (5-9) (4th AFL West)

Sep 15	25,049	10-24	L	Cincinnati Bengals	Nippert Stadium	
Sep 22	45,821	2-34	L	Kansas City Chiefs	Municipal Stadium	
Sep 29	37,024	17-20	L	Boston Patriots	Bears Stadium	
Oct 6	41,257	10-7	W	Cincinnati Bengals	Bears Stadium	
Oct 13	62,052	21-13	W	New York Jets	Shea Stadium	
Oct 20	42,953	24-55	L	San Diego Chargers	San Diego Stadium	
Oct 27	44,115	21-14	W	Miami Dolphins	Bears Stadium	
Nov 3	18,304	35-14	W	Boston Patriots	Fenway Park	
Nov 10	50,002	7-43	L	Oakland Raiders	Bears Stadium	
Nov 17	36,075	17-38	L	Houston Oilers	Astrodome	
Nov 24	35,201	34-32	W	Buffalo Bills	Bears Stadium	
Dec 1	35,212	23-47	L	San Diego Chargers	Bears Stadium	
Dec 8	47,754	27-33	L	Oakland Raiders	Oakland Coliseum	
Dec 14	38,463	7-30	L	Kansas City Chiefs	Bears Stadium	Saturday
	559,382	255-404		(Bye Sep 8)		

1969

HEAD COACH: Lou Saban

PRESEASON (1-4)

Aug 9	45,916	6-26	L	Minnesota Vikings (NFL)	Metropolitan Stadium	Saturday night
Aug 16	28,356	22-28	L	New Orleans Saints (NFL)	Mile High Stadium	Saturday night
Aug 23	33,161	19-15	W	San Francisco 49ers (NFL)	Mile High Stadium	Saturday night
Aug 30	18,375	10-26	L	Boston Patriots	Jacksonville, Florida	Saturday night
Sep 6	24,020	11-13	L	Cincinnati Bengals	Nippert Stadium	Saturday night
	149,828	68-108				

REGULAR SEASON (5-8-1) (4th AFL West)

Sep 14	43,482	35-7	W	Boston Patriots	Mile High Stadium	
Sep 21	50,583	21-19	W	New York Jets	Mile High Stadium	
Sep 28	40,302	28-41	L	Buffalo Bills	War Memorial Stadium	
Oct 5	50,564	13-26	L	Kansas City Chiefs	Mile High Stadium	
Oct 12	49,511	14-24	L	Oakland Raiders	Mile High Stadium	
Oct 19	27,920	30-23	W	Cincinnati Bengals	Nippert Stadium	
Oct 26	45,348	21-24	L	Houston Oilers	Astrodome	
Oct 32	45,511	13-0	W	San Diego Chargers	Mile High Stadium	
Nov 9	54,416	10-41	L	Oakland Raiders	Oakland Coliseum	
Nov 16	45,002	20-20	T	Houston Oilers	Mile High Stadium	
Nov 23	34,664	24-45	L	San Diego Chargers	San Diego Stadium	
Nov 27	48,773	17-31	L	Kansas City Chiefs	Municipal Stadium	Thursday
Dec 7	25,332	24-27	L	Miami Dolphins	Orange Bowl	
Dec 14	42,198	27-16	W	Cincinnati Bengals	Mile High Stadium	
	603,606	297-344				

1970

HEAD COACH: Lou Saban

PRESEASON (3-2)

Aug 15	36,327	26-16	W	St. Louis Cardinals	Mile High Stadium	Saturday night
Aug 22	42,499	7-24	L	Baltimore Colts	Mile High Stadium	Saturday night
Aug 29	26,238	7-23	L	San Francisco 49ers	Eugene, Oregon	Saturday night
Sep 5	42,373	30-17	W	Chicago Bears	Mile High Stadium	Saturday night
Sep 11	17,832	16-14	W	Boston Patriots	Salt Lake City, Utah	Friday night
	165,269	86-94				

REGULAR SEASON (5-8-1) (4th AFL West)

Sep 20	34,882	25-10	W	Buffalo Bills	War Memorial Stadium	
Sep 27	50,705	16-13	W	Pittsburgh Steelers	Mile High Stadium	
Oct 4	50,705	26-13	W	Kansas City Chiefs	Mile High Stadium	
Oct 11	54,436	23-35	L	Oakland Raiders	Oakland Coliseum	
Oct 18	50,705	24-10	W	Atlanta Falcons	Mile High Stadium	
Oct 25	39,515	14-19	L	San Francisco 49ers	Kezar Stadium	
Nov 1	50,705	3-19	L	Washington Redskins	Mile High Stadium	
Nov 8	48,327	21-24	L	San Diego Chargers	San Diego Stadium	
Nov 15	50,959	19-24	L	Oakland Raiders	Mile High Stadium	
Nov 22	66,837	31-6	W	New Orleans Saints	Tulane Stadium	
Nov 29	35,733	21-31	L	Houston Oilers	Astrodome	
Dec 6	50,454	0-16	L	Kansas City Chiefs	Municipal Stadium	
Dec 13	50,959	17-17	T	San Diego Chargers	Mile High Stadium	
Dec 20	51,001	13-27	L	Cleveland Browns	Mile High Stadium	
	685,923	253-264				



1971

HEAD COACH: Lou Saban (9 games) & Jerry Smith (5 games)

PRESEASON (1-4)

Aug 14	42,561	13-17	L	Washington Redskins	Mile High Stadium	Saturday night
Aug 21	22,474	10-27	L	Atlanta Falcons	Memphis, Tenn.	Saturday night
Aug 28	33,184	17-33	L	San Francisco 49ers	Spokane, Wash.	Saturday night
Sep 4	43,000	14-7	W	Minnesota Vikings	Mile High Stadium	Saturday night
Sep 12	47,215	17-33	L	Chicago Bears	Soldier Field	
	188,434	71-117				

REGULAR SEASON (4-9-1) (4th AFC West)

Sep 19	51,228	10-10	T	Miami Dolphins	Mile High Stadium	
Sep 26	47,957	13-34	L	Green Bay Packers	Milwaukee County Stadium	
Oct 3	51,200	3-16	L	Kansas City Chiefs	Mile High Stadium	
Oct 10	51,200	16-27	L	Oakland Raiders	Mile High Stadium	
Oct 17	51,200	20-16	W	San Diego Chargers	Mile High Stadium	
Oct 24	75,674	27-0	W	Cleveland Browns	Cleveland Stadium	
Oct 31	65,358	16-17	L	Philadelphia Eagles	Veterans Stadium	
Nov 7	51,200	20-24	L	Detroit Lions	Mile High Stadium	
Nov 14	51,200	10-24	L	Cincinnati Bengals	Mile High Stadium	

— Lou Saban out, Jerry Smith in as head coach —

Nov 21	49,945	10-28	L	Kansas City Chiefs	Arrowhead Stadium	
Nov 28	39,710	22-10	W	Pittsburgh Steelers	Three Rivers Stadium	
Dec 5	51,200	6-3	W	Chicago Bears	Mile High Stadium	
Dec 12	44,347	17-45	L	San Diego Chargers	San Diego Stadium	
Dec 19	54,651	13-21	L	Oakland Raiders	Oakland Coliseum	
	736,042	203-275				

1972

HEAD COACH: John Ralston

PRESEASON (2-3)

Aug 11	46,043	0-41	L	Washington Redskins	RFK Stadium	Friday night
Aug 19	34,506	13-17	L	St. Louis Cardinals	Busch Stadium	Saturday night
Aug 27	58,115	27-24	W	San Francisco 49ers	Candlestick Park	
Sep 2	37,128	49-24	W	New England Patriots	Mile High Stadium	Saturday night
Sep 10	49,605	13-20	L	Baltimore Colts	Mile High Stadium	
	225,397	102-126				

REGULAR SEASON (5-9) (3rd AFC West)

Sep 17	51,656	30-17	W	Houston Oilers	Mile High Stadium	
Sep 24	49,048	14-37	L	San Diego Chargers	San Diego Stadium	
Oct 1	51,656	24-45	L	Kansas City Chiefs	Mile High Stadium	
Oct 8	55,812	10-21	L	Cincinnati Bengals	Riverfront Stadium	
Oct 15	51,656	20-23	L	Minnesota Vikings	Mile High Stadium	
Oct 22	53,551	30-23	W	Oakland Raiders	Oakland Coliseum	
Oct 29	51,656	20-27	L	Cleveland Browns	Mile High Stadium	
Nov 5	62,689	17-29	L	New York Giants	Yankee Stadium	
Nov 12	65,398	16-10	W	Los Angeles Rams	L.A. Coliseum	
Nov 19	51,656	20-37	L	Oakland Raiders	Mile High Stadium	
Nov 26	58,850	20-23	L	Atlanta Falcons	Atlanta Stadium	
Dec 3	66,725	21-24	L	Kansas City Chiefs	Arrowhead Stadium	
Dec 10	51,478	38-13	W	San Diego Chargers	Mile High Stadium	
Dec 17	51,656	45-21	W	New England Patriots	Mile High Stadium	
	773,487	325-350				

1973

HEAD COACH: John Ralston

PRESEASON (2-3)

Aug 10	38,923	10-14	L	Washington Redskins	RFK Stadium	Friday night
Aug 18	39,088	38-17	W	St. Louis Cardinals	Mile High Stadium	Saturday night
Aug 26	59,097	7-43	L	San Francisco 49ers	Candlestick Park	
Aug 31	42,336	16-14	W	Buffalo Bills	Mile High Stadium	Friday night
Sep 9	41,860	10-17	L	Baltimore Colts	Mile High Stadium	
	221,315	81-105				

REGULAR SEASON (7-5-2) (2nd AFC West)

Sep 16	49,059	28-10	W	Cincinnati Bengals	Mile High Stadium	
Sep 23	51,706	34-36	L	San Francisco 49ers	Mile High Stadium	
Sep 30	51,159	14-33	L	Chicago Bears	Mile High Stadium	
Oct 7	71,414	14-16	L	Kansas City Chiefs	Arrowhead Stadium	
Oct 14	32,801	48-20	W	Houston Oilers	Astrodome	
Oct 22	51,270	23-23	T	Oakland Raiders	Mile High Stadium	Monday night
Oct 28	55,108	40-28	W	New York Jets	Shea Stadium	
Nov 4	46,565	17-17	T	St. Louis Cardinals	Busch Stadium	
Nov 11	51,034	30-19	W	San Diego Chargers	Mile High Stadium	
Nov 18	48,580	23-13	W	Pittsburgh Steelers	Three Rivers Stadium	



Nov 25	51,331	14-10	W	Kansas City Chiefs	Mile High Stadium
Dec 2	51,508	10-22	L	Dallas Cowboys	Mile High Stadium
Dec 9	44,954	42-28	W	San Diego Chargers	San Diego Stadium
Dec 16	51,910	17-21	L	Oakland Raiders	Oakland Coliseum
	708,399	354-296			

1974

HEAD COACH: John Ralston

PRESEASON (4-2)

Aug 3	27,599	19-41	L	New York Jets	Mile High Stadium	Saturday night
Aug 10	23,822	27-21	W	Minnesota Vikings	Mile High Stadium	Saturday night
Aug 18	29,908	10-3	W	San Francisco 49ers	Candlestick Park	
Aug 24	56,257	31-21	W	Green Bay Packers	Lambeau Field	Saturday night
Aug 31	18,000	27-21	W	New England Patriots	Spokane, Wash.	Saturday night
Sep 8	43,253	14-20	L	Atlanta Falcons	Mile High Stadium	Sunday night
	198,839	128-127				

REGULAR SEASON (7-6-1) (2nd AFC West)

Sep 15	56,981	120-17	L	Los Angeles Rams	Mile High Stadium	
Sep 22	50,858	35-35*	T	Pittsburgh Steelers	Mile High Stadium	*Overtime
Sep 30	54,395	3-30	L	Washington Redskins	RFK Stadium	Monday night
Oct 6	67,298	17-14	W	Kansas City Chiefs	Arrowhead Stadium	
Oct 13	50,751	33-17	W	New Orleans Saints	Mile High Stadium	
Oct 20	50,748	27-7	W	San Diego Chargers	Mile High Stadium	
Oct 27	60,478	21-23	L	Cleveland Browns	Cleveland Stadium	
Nov 3	45,766	17-28	L	Oakland Raiders	Mile High Stadium	
Nov 10	32,244	17-6	W	Baltimore Colts	Memorial Stadium	
Nov 18	50,236	34-42	L	Kansas City Chiefs	Mile High Stadium	Monday night
Nov 24	51,224	20-17	W	Oakland Raiders	Oakland Coliseum	
Nov 28	51,157	31-27	W	Detroit Lions	Tiger Stadium	Thursday
Dec 8	46,942	37-14	W	Houston Oilers	Mile High Stadium	
Dec 15	35,756	0-17	L	San Diego Chargers	San Diego Stadium	
	704,834	302-294				

1975

HEAD COACH: John Ralston

PRESEASON (3-3)

Aug 9	35,269	20-23	L	Baltimore Colts	Mile High Stadium	Saturday night
Aug 16	40,089	21-24	L	New Orleans Saints	Superdome	Saturday night
Aug 23	33,813	27-21	W	Houston Oilers	Mile High Stadium	Saturday night
Aug 30	30,128	13-0	W	Chicago Bears	Soldier Field	Saturday night
Sep 7	45,686	10-44	L	San Francisco 49ers	Candlestick Park	
Sep 14	45,631	21-17	W	St. Louis Cardinals	Mile High Stadium	
	230,616	112-129				

REGULAR SEASON (6-8) (2nd AFC West)

Sep 21	51,858	37-33	W	Kansas City Chiefs	Mile High Stadium	
Sep 29	52,491	23-13	W	Green Bay Packers	Mile High Stadium	Monday night
Oct 5	79,798	14-38	L	Buffalo Bills	Rich Stadium	
Oct 12	49,164	9-20	L	Pittsburgh Steelers	Three Rivers Stadium	
Oct 19	52,540	16-15	W	Cleveland Browns	Mile High Stadium	
Oct 26	70,043	13-26	L	Kansas City Chiefs	Arrowhead Stadium	
Nov 2	52,330	17-42	L	Oakland Raiders	Mile High Stadium	
Nov 9	49,702	16-17	L	Cincinnati Bengals	Mile High Stadium	
Nov 16	26,048	27-17	W	San Diego Chargers	San Diego Stadium	
Nov 23	28,686	21-35	L	Atlanta Falcons	Atlanta Stadium	
Nov 30	44,982	13-10*	W	San Diego Chargers	Mile High Stadium	*Overtime
Dec 8	51,075	10-17	L	Oakland Raiders	Oakland Coliseum	Monday night
Dec 14	36,860	25-10	W	Philadelphia Eagles	Mile High Stadium	
Dec 20	43,064	13-14	L	Miami Dolphins	Orange Bowl	Saturday
	688,641	254-307				

1976

HEAD COACH: John Ralston

PRESEASON (5-2)

Jul 24	17,639	10-7	W	Detroit Lions	Canton, Ohio (Hall of Fame)	Saturday
Jul 31	22,495	14-15	L	Chicago Bears	Mile High Stadium	Saturday night
Aug 8	40,052	7-17	L	San Francisco 49ers	Candlestick Park	
Aug 14	54,567	13-9	W	Dallas Cowboys	Texas Stadium	Saturday night
Aug 21	22,887	52-7	W	Seattle Seahawks	Mile High Stadium	Saturday night
Aug 28	39,808	21-17	W	St. Louis Cardinals	Busch Stadium	Saturday night
Sep 5	52,129	30-17	W	Minnesota Vikings	Mile High Stadium	
	249,577	146-89				



REGULAR SEASON (9-5) (2nd AFC West)

Sep 12	53,464	7-17	L	Cincinnati Bengals	Riverfront Stadium
Sep 19	62,519	46-3	W	New York Jets	Mile High Stadium
Sep 26	62,758	44-13	W	Cleveland Browns	Mile High Stadium
Oct 3	62,486	26-0	W	San Diego Chargers	Mile High Stadium
Oct 10	47,928	3-17	L	Houston Oilers	Astrodome
Oct 17	63,241	10-17	L	Oakland Raiders	Mile High Stadium
Oct 24	57,961	35-26	W	Kansas City Chiefs	Arrowhead Stadium
Oct 31	52,169	6-19	L	Oakland Raiders	Oakland Coliseum
Nov 7	62,503	48-13	W	Tampa Bay Buccaneers	Mile High Stadium
Nov 14	32,017	17-0	W	San Diego Chargers	San Diego Stadium
Nov 21	62,961	14-13	W	New York Giants	Mile High Stadium
Nov 28	61,128	14-38	L	New England Patriots	Schaefer Stadium
Dec 5	57,995	17-16	W	Kansas City Chiefs	Mile High Stadium
Dec 12	44,459	28-14	W	Chicago Bears	Soldier Field
	783,589	315-206			

1977

HEAD COACH: Red Miller

PRESEASON (5-1)

Aug 5	40,059	14-8	W	Baltimore Colts	Mile High Stadium	Friday night
Aug 13	44,001	15-7	W	St. Louis Cardinals	Mile High Stadium	Saturday night
Aug 20	21,239	10-2	W	Atlanta Falcons	Atlanta Stadium	Saturday night
Aug 28	29,532	24-28	L	Philadelphia Eagles	Veterans Stadium	Sunday night
Sep 2	54,916	27-10	W	Seattle Seahawks	Kingdome	Friday night
Sep 10	36,441	20-0	W	San Francisco 49ers	Candlestick Park	Saturday night
	226,188	110-55				

REGULAR SEASON (12-2) (1st AFC West)

Sep 18	75,002	7-0	W	St. Louis Cardinals	Mile High Stadium
Sep 25	74,737	26-6	W	Buffalo Bills	Mile High Stadium
Oct 2	53,108	24-13	W	Seattle Seahawks	Kingdome
Oct 9	74,718	23-7	W	Kansas City Chiefs	Mile High Stadium
Oct 16	53,616	30-7	W	Oakland Raiders	Oakland Coliseum
Oct 23	54,395	24-13	W	Cincinnati Bengals	Riverfront Stadium
Oct 30	75,007	14-24	L	Oakland Raiders	Mile High Stadium
Nov 6	74,967	21-7	W	Pittsburgh Steelers	Mile High Stadium
Nov 13	45,211	17-14	W	San Diego Chargers	San Diego Stadium
Nov 20	54,050	14-7	W	Kansas City Chiefs	Arrowhead Stadium
Nov 27	74,939	27-13	W	Baltimore Colts	Mile High Stadium
Dec 4	46,875	24-14	W	Houston Oilers	Astrodome
Dec 11	74,905	17-9	W	San Diego Chargers	Mile High Stadium
Dec 18	63,752	6-14	L	Dallas Cowboys	Texas Stadium
	892,899	274-148			

1977 AFC DIVISIONAL PLAYOFF GAME

Dec 24	75,011	34-21	W	Pittsburgh Steelers	Mile High Stadium	Saturday
--------	--------	-------	---	---------------------	-------------------	----------

1977 AFC CHAMPIONSHIP GAME

Jan 1	74,982	20-17	W	Oakland Raiders	Mile High Stadium
-------	--------	-------	---	-----------------	-------------------

SUPER BOWL XII

Jan 15	75,583	10-27	L	Dallas Cowboys	Louisiana Superdome, New Orleans, La.
--------	--------	-------	---	----------------	---------------------------------------

1978

HEAD COACH: Red Miller

PRESEASON (2-2)

Aug 5	48,027	17-12	W	Houston Oilers	Astrodome	Saturday night
Aug 12	74,619	14-21	L	Dallas Cowboys	Mile High Stadium	Saturday night
Aug 19	18,301	23-13	W	Buffalo Bills	Rich Stadium	Saturday night
Aug 25	73,559	13-24	L	San Francisco 49ers	Mile High Stadium	Friday night
	214,506	67-70				

REGULAR SEASON (10-6) (1st AFC West)

Sep 3	74,904	14-6	W	Oakland Raiders	Mile High Stadium	
Sep 11	46,508	9-12*	L	Minnesota Vikings	Metropolitan Stadium	Mon. night (*OT)
Sep 17	74,983	27-14	W	San Diego Chargers	Mile High Stadium	
Sep 24	60,593	23-17*	W	Kansas City Chiefs	Arrowhead Stadium	*Overtime
Oct 1	74,989	28-7	W	Seattle Seahawks	Mile High Stadium	
Oct 8	50,077	0-23	L	San Diego Chargers	San Diego Stadium	
Oct 16	75,008	16-7	W	Chicago Bears	Mile High Stadium	Monday night
Oct 22	54,057	6-7	L	Baltimore Colts	Memorial Stadium	
Oct 29	62,948	20-17*	W	Seattle Seahawks	Kingdome	*Overtime
Nov 5	74,983	28-31	L	New York Jets	Mile High Stadium	
Nov 12	70,856	19-7	W	Cleveland Browns	Cleveland Stadium	
Nov 19	74,965	16-3	W	Green Bay Packers	Mile High Stadium	
Nov 23	71,785	14-17	L	Detroit Lions	Silverdome	Thursday
Dec 3	53,932	21-6	W	Oakland Raiders	Oakland Coliseum	



Dec 10	74,149	24-3	W	Kansas City Chiefs	Mile High Stadium	
Dec 16	74,104	17-21	L	Pittsburgh Steelers	Mile High Stadium	Saturday
	1,067,693	282-198				

1978 AFC DIVISIONAL PLAYOFF GAME

Dec 30	48,921	10-33	L	Pittsburgh Steelers	Three Rivers Stadium	Saturday
--------	--------	-------	---	---------------------	----------------------	----------

1979

HEAD COACH: Red Miller

PRESEASON (3-1)

Aug 4	61,192	6-7	L	Dallas Cowboys	Texas Stadium	Saturday night
Aug 11	58,799	13-6	W	Washington Redskins	Mile High Stadium	Saturday night
Aug 18	34,133	21-0	W	San Francisco 49ers	Candlestick Park	Saturday night
Aug 24	75,103	20-17*	W	New England Patriots	Mile High Stadium	Friday night (*OT)
	229,227	60-30				

REGULAR SEASON (10-6) (2nd AFC West)

Sep 2	74,788	10-0	W	Cincinnati Bengals	Mile High Stadium	
Sep 6	74,884	9-13	L	Los Angeles Rams	Mile High Stadium	Thursday night
Sep 16	57,677	20-17*	W	Atlanta Falcons	Atlanta Stadium	*Overtime
Sep 23	74,879	37-34	W	Seattle Seahawks	Mile High Stadium	
Sep 30	52,632	3-27	L	Oakland Raiders	Oakland Coliseum	
Oct 7	74,997	7-0	W	San Diego Chargers	Mile High Stadium	
Oct 14	74,292	24-10	W	Kansas City Chiefs	Arrowhead Stadium	
Oct 22	49,699	7-42	L	Pittsburgh Steelers	Three Rivers Stadium	
Oct 28	74,908	20-3	W	Kansas City Chiefs	Mile High Stadium	Monday night
Nov 4	74,482	10-3	W	New Orleans Saints	Mile High Stadium	
Nov 11	74,379	45-10	W	New England Patriots	Mile High Stadium	
Nov 18	42,910	38-28	W	San Francisco 49ers	Candlestick Park	
Nov 25	74,186	10-14	L	Oakland Raiders	Mile High Stadium	
Dec 2	37,886	19-16	W	Buffalo Bills	Rich Stadium	
Dec 8	60,038	23-28	L	Seattle Seahawks	Kingdome	Saturday
Dec 17	51,906	7-17	L	San Diego Chargers	San Diego Stadium	Monday night
	1,024,543	289-262				

1979 AFC WILD CARD PLAYOFF GAME

Dec 23	48,776	7-13	L	Houston Oilers	Astrodome	
--------	--------	------	---	----------------	-----------	--

1980

HEAD COACH: Red Miller

PRESEASON (2-2)

Aug 9	67,532	17-6	W	Cincinnati Bengals	Mile High Stadium	Saturday night
Aug 16	30,904	6-9	L	New York Giants	Giants Stadium	Saturday night
Aug 23	73,946	13-26	L	Los Angeles Rams	Mile High Stadium	Saturday night
Aug 30	53,060	38-0	W	Green Bay Packers	Lambeau Field	Saturday night
	225,442	74-41				

REGULAR SEASON (8-8) (4th AFC West)

Sep 7	70,307	6-27	L	Philadelphia Eagles	Veterans Stadium	
Sep 14	74,919	41-20	W	Dallas Cowboys	Mile High Stadium	
Sep 21	74,970	13-30	L	San Diego Chargers	Mile High Stadium	
Sep 29	59,602	14-23	L	New England Patriots	Schaefer Stadium	Monday night
Oct 5	81,065	19-16	W	Cleveland Browns	Cleveland Stadium	
Oct 13	74,657	20-17	W	Washington Redskins	Mile High Stadium	Monday night
Oct 19	74,459	17-23	L	Kansas City Chiefs	Mile High Stadium	
Oct 26	67,598	14-9	W	New York Giants	Giants Stadium	
Nov 2	74,717	16-20	L	Houston Oilers	Mile High Stadium	
Nov 9	51,435	20-13	W	San Diego Chargers	San Diego Stadium	
Nov 16	72,114	31-24	W	New York Jets	Mile High Stadium	
Nov 23	73,274	36-20	W	Seattle Seahawks	Mile High Stadium	
Dec 1	51,583	3-9	L	Oakland Raiders	Oakland Coliseum	Monday night
Dec 7	40,237	14-31	L	Kansas City Chiefs	Arrowhead Stadium	
Dec 14	73,974	21-24	L	Oakland Raiders	Mile High Stadium	
Dec 21	51,853	25-17	W	Seattle Seahawks	Kingdome	
	1,066,764	310-323				

1981

HEAD COACH: Dan Reeves

PRESEASON (2-2)

Aug 7	63,644	7-33	L	New York Jets	Mile High Stadium	Friday night
Aug 15	41,502	14-24	L	Miami Dolphins	Orange Bowl	Saturday night
Aug 22	72,450	17-7	W	Green Bay Packers	Mile High Stadium	Saturday night
Aug 29	41,713	24-20	W	Cincinnati Bengals	Riverfront Stadium	Saturday night
	219,309	62-84				



REGULAR SEASON (10-6) (Tie 1st AFC West)

Sep 6	74,796	9-7	W	Oakland Raiders	Mile High Stadium	
Sep 13	58,513	10-13	L	Seattle Seahawks	Kingdome	
Sep 20	74,804	28-10	W	Baltimore Colts	Mile High Stadium	
Sep 27	74,844	42-24	W	San Diego Chargers	Mile High Stadium	
Oct 4	51,035	17-0	W	Oakland Raiders	Oakland Coliseum	
Oct 11	74,816	27-21	W	Detroit Lions	Mile High Stadium	
Oct 18	74,672	14-28	L	Kansas City Chiefs	Arrowhead Stadium	
Oct 25	77,757	7-9	L	Buffalo Bills	Rich Stadium	
Nov 2	74,834	19-17	W	Minnesota Vikings	Mile High Stadium	
Nov 8	74,859	23-20*	W	Cleveland Browns	Mile High Stadium	Monday night
Nov 15	64,518	24-7	W	Tampa Bay Buccaneers	Tampa Stadium	*Overtime
Nov 22	57,207	21-38	L	Cincinnati Bengals	Riverfront Stadium	
Nov 29	51,533	17-34	L	San Diego Chargers	San Diego Stadium	
Dec 6	74,744	16-13	W	Kansas City Chiefs	Mile High Stadium	
Dec 13	74,527	23-13	W	Seattle Seahawks	Mile High Stadium	
Dec 20	40,125	24-35	L	Chicago Bears	Soldier Field	
	1,073,636	321-289				

1982

HEAD COACH: Dan Reeves

PRESEASON (4-0)

Aug 14	57,482	33-20	W	Los Angeles Rams	Anaheim Stadium	Saturday night
Aug 21	74,465	17-14	W	Miami Dolphins	Mile High Stadium	Saturday night
Aug 28	73,371	27-17	W	Minnesota Vikings	Mile High Stadium	Saturday night
Sep 4	43,820	20-13	W	New York Jets	Giants Stadium	Saturday night
	249,138	97-64				

REGULAR SEASON (2-7) (5th AFC West)

Sep 12	73,564	3-23	L	San Diego Chargers	Mile High Stadium	
Sep 19	73,899	24-21	W	San Francisco 49ers	Mile High Stadium	
				57-day player strike cancels eight games		
Nov 21	73,916	10-17	L	Seattle Seahawks	Mile High Stadium	
Nov 28	47,629	20-30	L	San Diego Chargers	San Diego Stadium	
Dec 5	73,984	27-34	L	Atlanta Falcons	Mile High Stadium	
Dec 12	48,112	27-24	W	Los Angeles Rams	Anaheim Stadium	
Dec 19	74,192	16-37	L	Kansas City Chiefs	Mile High Stadium	
Dec 26	44,160	10-27	L	Los Angeles Raiders	L.A. Coliseum	
Jan 2	43,145	11-13	L	Seattle Seahawks	Kingdome	(Rescheduled from Nov. 7)
	552,601	148-226				

1983

HEAD COACH: Dan Reeves

PRESEASON (3-1)

Aug 5	53,887	10-7	W	Seattle Seahawks	Mile High Stadium	Friday night
Aug 13	73,199	21-10	W	Atlanta Falcons	Mile High Stadium	Saturday night
Aug 20	73,244	19-10	W	Cleveland Browns	Mile High Stadium	Saturday night
Aug 26	59,435	3-34	L	Minnesota Vikings	Metropolitan Stadium	Friday night
	259,765	53-61				

REGULAR SEASON (9-7) (3rd AFC West)

Sep 4	58,233	14-10	W	Pittsburgh Steelers	Three Rivers Stadium	
Sep 11	52,613	17-10	W	Baltimore Colts	Memorial Stadium	
Sep 18	74,202	10-13	L	Philadelphia Eagles	Mile High Stadium	
Sep 25	74,289	7-22	L	Los Angeles Raiders	Mile High Stadium	
Oct 2	58,210	14-31	L	Chicago Bears	Soldier Field	
Oct 9	44,209	26-14	W	Houston Oilers	Astrodome	
Oct 16	74,305	24-17	W	Cincinnati Bengals	Mile High Stadium	
Oct 23	74,581	14-6	W	San Diego Chargers	Mile High Stadium	
Oct 30	74,640	27-24	W	Kansas City Chiefs	Mile High Stadium	
Nov 6	61,189	19-27	L	Seattle Seahawks	Kingdome	
Nov 13	51,945	20-22	L	Los Angeles Raiders	L.A. Coliseum	
Nov 20	74,710	38-27	W	Seattle Seahawks	Mile High Stadium	
Nov 27	43,650	7-31	L	San Diego Chargers	San Diego Stadium	
Dec 4	70,912	27-6	W	Cleveland Browns	Mile High Stadium	
Dec 11	74,854	21-19	W	Baltimore Colts	Mile High Stadium	
Dec 18	11,377	17-48	L	Kansas City Chiefs	Arrowhead Stadium	
	973,188	302-327				

1983 AFC WILD CARD PLAYOFF GAME

Dec 24	64,275	7-31	L	Seattle Seahawks	Kingdome	Saturday
--------	--------	------	---	------------------	----------	----------



1984

HEAD COACH: Dan Reeves

PRESEASON (3-1)

Aug 4	31,716	13-16	L	Washington Redskins	Mile High Stadium	Saturday night
Aug 11	70,211	21-20	W	San Francisco 49ers	Mile High Stadium	Saturday night
Aug 18	68,951	31-0	W	Indianapolis Colts	Mile High Stadium	Saturday night
Aug 24	30,988	24-13	W	Atlanta Falcons	Atlanta Stadium	Friday night
	201,866	89-49				

REGULAR SEASON (13-3) (1st AFC West)

Sep 2	74,178	20-17	W	Cincinnati Bengals	Mile High Stadium	
Sep 9	54,335	0-27	L	Chicago Bears	Soldier Field	
Sep 16	61,980	24-14	W	Cleveland Browns	Cleveland Stadium	
Sep 23	74,263	21-0	W	Kansas City Chiefs	Mile High Stadium	
Sep 30	74,833	16-13	W	Los Angeles Raiders	Mile High Stadium	
Oct 7	55,836	28-7	W	Detroit Lions	Silverdome	
Oct 15	62,546	17-14	W	Green Bay Packers	Mile High Stadium	Monday night
Oct 21	31,204	37-7	W	Buffalo Bills	Rich Stadium	
Oct 28	91,020	22-19*	W	Los Angeles Raiders	L.A. Coliseum	*Overtime
Nov 4	74,908	26-19	W	New England Patriots	Mile High Stadium	
Nov 11	53,162	16-13	W	San Diego Chargers	San Diego Stadium	
Nov 18	74,716	42-21	W	Minnesota Vikings	Mile High Stadium	
Nov 25	74,922	24-27	L	Seattle Seahawks	Mile High Stadium	
Dec 2	38,494	13-16	L	Kansas City Chiefs	Arrowhead Stadium	
Dec 9	74,867	16-13	W	San Diego Chargers	Mile High Stadium	
Dec 15	64,411	31-14	W	Seattle Seahawks	Kingdome	Saturday
	1,032,737	353-241				

1984 AFC DIVISIONAL PLAYOFF GAME

Dec 30	74,981	17-24	L	Pittsburgh Steelers	Mile High Stadium	
--------	--------	-------	---	---------------------	-------------------	--

1985

HEAD COACH: Dan Reeves

PRESEASON (2-2)

Aug 10	49,374	20-30	L	New York Giants	Mile High Stadium	Saturday night
Aug 19	55,425	20-13	W	San Francisco 49ers	Candlestick Park	Monday night
Aug 24	71,406	20-3	W	Indianapolis Colts	Mile High Stadium	Saturday night
Aug 30	69,373	9-13	L	Minnesota Vikings	Mile High Stadium	Friday night
	245,578	69-59				

REGULAR SEASON (11-5) (2nd AFC West)

Sep 8	52,522	16-20	L	Los Angeles Rams	Anaheim Stadium	
Sep 15	74,488	34-23	W	New Orleans Saints	Mile High Stadium	
Sep 22	37,903	44-28	W	Atlanta Falcons	Atlanta Stadium	
Sep 29	73,614	26-30	L	Miami Dolphins	Mile High Stadium	
Oct 6	74,699	31-20	W	Houston Oilers	Mile High Stadium	
Oct 13	60,128	15-10	W	Indianapolis Colts	Hoosier Dome	
Oct 20	74,699	13-10*	W	Seattle Seahawks	Mile High Stadium	*Overtime
Oct 27	68,248	30-10	W	Kansas City Chiefs	Arrowhead Stadium	
Nov 3	57,312	10-30	L	San Diego Chargers	Mile High Stadium	Monday night
Nov 11	73,173	17-16	W	San Francisco 49ers	Mile High Stadium	*Overtime
Nov 17	74,376	30-24*	W	San Diego Chargers	Mile High Stadium	*Overtime
Nov 24	63,161	28-31*	L	Los Angeles Raiders	L.A. Coliseum	*Overtime
Dec 1	56,797	31-23	W	Pittsburgh Steelers	Three Rivers Stadium	
Dec 8	75,042	14-17*	L	Los Angeles Raiders	Mile High Stadium	*Overtime
Dec 14	69,209	14-13	W	Kansas City Chiefs	Mile High Stadium	Saturday
Dec 20	56,283	27-24	W	Seattle Seahawks	Kingdome	Friday night
	1,041,854	380-329				

1986

HEAD COACH: Dan Reeves

PRESEASON (2-2)

Aug 9	47,408	7-10	L	New Orleans Saints	Mile High Stadium	Saturday night
Aug 16	53,193	27-29	L	Minnesota Vikings	Metrodome	Saturday night
Aug 23	73,592	14-9	W	San Francisco 49ers	Mile High Stadium	Saturday night
Aug 29	71,737	19-10	W	Los Angeles Rams	Mile High Stadium	Friday night
	245,930	67-48				

REGULAR SEASON (11-5) (1st AFC West)

Sep 7	75,695	38-36	W	Los Angeles Raiders	Mile High Stadium	
Sep 15	57,305	21-10	W	Pittsburgh Steelers	Three Rivers Stadium	Monday night
Sep 21	63,839	33-7	W	Philadelphia Eagles	Veterans Stadium	
Sep 28	75,804	27-20	W	New England Patriots	Mile High Stadium	
Oct 5	76,082	29-14	W	Dallas Cowboys	Mile High Stadium	
Oct 12	55,662	31-14	W	San Diego Chargers	San Diego Stadium	
Oct 20	73,759	10-22	L	New York Jets	Giants Stadium	Monday night



Oct 26	76,089	20-13	W	Seattle Seahawks	Mile High Stadium	
Nov 2	90,153	21-10	W	Los Angeles Raiders	L.A. Coliseum	
Nov 9	75,012	3-9	L	San Diego Chargers	Mile High Stadium	
Nov 16	75,745	38-17	W	Kansas City Chiefs	Mile High Stadium	
Nov 23	75,116	16-19	L	New York Giants	Giants Stadium	
Nov 30	58,705	34-28	W	Cincinnati Bengals	Mile High Stadium	
Dec 7	47,019	10-37	L	Kansas City Chiefs	Arrowhead Stadium	
Dec 13	75,905	31-30	W	Washington Redskins	Mile High Stadium	
Dec 20	63,697	16-41	L	Seattle Seahawks	Kingdome	Saturday
	1,178,074	378-327				Saturday

1986 AFC DIVISIONAL PLAYOFF GAME

Jan 4	75,262	22-17	W	New England Patriots	Mile High Stadium	
-------	--------	-------	---	----------------------	-------------------	--

1986 AFC CHAMPIONSHIP GAME

Jan 11	79,973	23-20*	W	Cleveland Browns	Cleveland Stadium	* Overtime
--------	--------	--------	---	------------------	-------------------	------------

SUPER BOWL XXI

Jan 25	101,063	20-39	L	New York Giants	Rose Bowl, Pasadena, Calif.	
--------	---------	-------	---	-----------------	-----------------------------	--

1987

HEAD COACH: Dan Reeves

PRESEASON (3-2)

Aug 9	72,786	27-28	L	Los Angeles Rams	Wembley Stadium (London, American Bowl)	
Aug 15	67,500	20-14	W	Green Bay Packers	Sun Devil Stadium (Tempe, Ariz.)	Saturday night
Aug 24	74,288	31-28	W	Miami Dolphins	Mile High Stadium	Monday night
Aug 29	54,254	24-20	W	Los Angeles Rams	Anaheim Stadium	Saturday night
Sep 3	74,081	17-27	L	Minnesota Vikings	Mile High Stadium	Thursday night
	342,909	119-117				

REGULAR SEASON (10-4-1) (1st AFC West)

Sep 13	75,999	40-17	W	Seattle Seahawks	Mile High Stadium	
Sep 20	50,624	17-17*	T	Green Bay Packers	Milwaukee County Stadium	* Overtime
Sep 28				<i>GAME CANCELLED</i>	<i>Broncos at Cleveland</i>	<i>Monday night</i>
Oct 4	38,494	10-40	L	Houston Oilers	Mile High Stadium	
Oct 12	61,230	30-14	W	Los Angeles Raiders	Mile High Stadium	Monday night
Oct 18	20,296	26-17	W	Kansas City Chiefs	Arrowhead Stadium	
				<i>*Replacement Games*</i>		
Oct 26	51,011	27-34	L	Minnesota Vikings	Metrodome	Monday night
Nov 1	75,172	34-0	W	Detroit Lions	Mile High Stadium	
Nov 8	63,698	14-21	L	Buffalo Bills	Rich Stadium	
Nov 16	75,783	31-29	W	Chicago Bears	Mile High Stadium	Monday night
Nov 22	61,318	23-17	W	Los Angeles Raiders	L.A. Coliseum	
Nov 29	61,880	31-17	W	San Diego Chargers	San Diego Stadium	
Dec 6	75,795	31-20	W	New England Patriots	Mile High Stadium	
Dec 13	61,759	21-28	L	Seattle Seahawks	Kingdome	Sunday night
Dec 19	75,053	20-17	W	Kansas City Chiefs	Mile High Stadium	Saturday
Dec 27	37,500	24-0	W	San Diego Chargers	Mile High Stadium	
	869,301	379-288				

1987 AFC DIVISIONAL PLAYOFF GAME

Jan 10	75,440	34-10	W	Houston Oilers	Mile High Stadium	
--------	--------	-------	---	----------------	-------------------	--

1987 AFC CHAMPIONSHIP GAME

Jan 17	76,197	38-33	W	Cleveland Browns	Mile High Stadium	
--------	--------	-------	---	------------------	-------------------	--

SUPER BOWL XXII

Jan 31	73,302	10-42	L	Washington Redskins	Jack Murphy Stadium, San Diego, Calif.	
--------	--------	-------	---	---------------------	--	--

1988

HEAD COACH: Dan Reeves

PRESEASON (3-1)

Aug 3	43,978	40-31	W	Los Angeles Rams	Anaheim Stadium	Wednesday night
Aug 13	75,067	34-24	W	San Francisco 49ers	Mile High Stadium	Saturday night
Aug 19	49,795	13-16*	L	Miami Dolphins	Joe Robbie Stadium	Fri. night (*OT)
Aug 25	73,957	21-20	W	Indianapolis Colts	Mile High Stadium	Thursday night
	242,797	108-91				

REGULAR SEASON (8-8) (2nd AFC West)

Sep 4	75,986	14-21	L	Seattle Seahawks	Mile High Stadium	
Sep 11	75,359	34-3	W	San Diego Chargers	Mile High Stadium	
Sep 18	63,268	13-20	L	Kansas City Chiefs	Arrowhead Stadium	
Sep 26	75,964	27-30*	L	Los Angeles Raiders	Mile High Stadium	Mon. night (*OT)
Oct 2	55,763	12-0	W	San Diego Chargers	San Diego Stadium	
Oct 9	61,711	16-13*	W	San Francisco 49ers	Candlestick Park	*Overtime
Oct 16	75,287	30-14	W	Atlanta Falcons	Mile High Stadium	
Oct 23	49,811	21-39	L	Pittsburgh Steelers	Three Rivers Stadium	
Oct 31	60,544	23-55	L	Indianapolis Colts	Hoosier Dome	Monday night

Nov 6	74,227	17-11	W	Kansas City Chiefs	Mile High Stadium	
Nov 13	75,806	30-7	W	Cleveland Browns	Mile High Stadium	
Nov 20	68,075	0-42	L	New Orleans Saints	Superdome	
Nov 27	74,141	35-24	W	Los Angeles Rams	Mile High Stadium	
Dec 4	65,561	20-21	L	Los Angeles Raiders	L.A. Coliseum	
Dec 11	62,838	14-42	L	Seattle Seahawks	Kingdome	
Dec 17	70,910	21-10	W	New England Patriots	Mile High Stadium	Sunday night
	1,085,251	327-352				Saturday

1989

HEAD COACH: Dan Reeves

PRESEASON (2-2)

Aug 12	70,049	17-13	W	Los Angeles Rams	Mile High Stadium	Saturday night
Aug 19	58,641	17-35	L	San Francisco 49ers	Candlestick Park	Saturday night
Aug 26	74,076	24-21*	W	Dallas Cowboys	Mile High Stadium	Sat. night (*OT)
Sep 2	55,128	34-38	L	Indianapolis Colts	Hoosier Dome	Saturday night
	257,894	92-107				

REGULAR SEASON (11-5) (1st AFC West)

Sep 10	74,284	34-20	W	Kansas City Chiefs	Mile High Stadium	
Sep 18	78,176	28-14	W	Buffalo Bills	Rich Stadium	Monday night
Sep 24	75,754	31-21	W	Los Angeles Raiders	Mile High Stadium	
Oct 1	78,637	13-16	L	Cleveland Browns	Mile High Stadium	
Oct 8	75,222	16-10	W	San Diego Chargers	Mile High Stadium	
Oct 15	74,680	14-3	W	Indianapolis Colts	Mile High Stadium	
Oct 22	62,353	24-21*	W	Seattle Seahawks	Kingdome	*Overtime
Oct 29	75,065	24-28	L	Philadelphia Eagles	Mile High Stadium	
Nov 5	74,739	34-7	W	Pittsburgh Steelers	Mile High Stadium	
Nov 12	75,245	16-13	W	Kansas City Chiefs	Arrowhead Stadium	
Nov 20	52,975	14-10	W	Washington Redskins	RFK Stadium	Monday night
Nov 26	75,117	41-14	W	Seattle Seahawks	Mile High Stadium	
Dec 3	87,560	13-16*	L	Los Angeles Raiders	L.A. Coliseum	*Overtime
Dec 10	63,283	7-14	L	New York Giants	Mile High Stadium	
Dec 16	56,071	37-0	W	Phoenix Cardinals	Sun Devil Stadium	Saturday
Dec 24	50,524	16-19	L	San Diego Chargers	San Diego Stadium	
	1,130,686	362-226				

1989 AFC DIVISIONAL PLAYOFF GAME

Jan 7	75,477	24-23	W	Pittsburgh Steelers	Mile High Stadium	
-------	--------	-------	---	---------------------	-------------------	--

1989 AFC CHAMPIONSHIP GAME

Jan 14	76,046	37-21	W	Cleveland Browns	Mile High Stadium	
--------	--------	-------	---	------------------	-------------------	--

SUPER BOWL XXIV

Jan 28	72,919	10-55	L	San Francisco 49ers	Superdome, New Orleans, La.	
--------	--------	-------	---	---------------------	-----------------------------	--

1990

HEAD COACH: Dan Reeves

PRESEASON (3-2)

Aug 5	48,827	10-7	W	Seattle Seahawks	Tokyo Dome (Japan, American Bowl)	
Aug 11	51,044	16-7	W	Indianapolis Colts	Hoosier Dome	Saturday night
Aug 20	74,164	24-27	L	San Francisco 49ers	Mile High Stadium	Monday night
Aug 25	44,897	16-17	L	Miami Dolphins	Joe Robbie Stadium	Saturday night
Aug 31	71,082	25-14	W	Phoenix Cardinals	Mile High Stadium	Friday night
	290,014	91-72				

REGULAR SEASON (5-11) (5th AFC West)

Sep 9	54,206	9-14	L	Los Angeles Raiders	L.A. Coliseum	
Sep 17	75,277	24-23	W	Kansas City Chiefs	Mile High Stadium	Monday night
Sep 23	75,290	34-31*	W	Seattle Seahawks	Mile High Stadium	* Overtime
Sep 30	74,393	28-29	L	Buffalo Bills	Rich Stadium	
Oct 8	74,814	29-30	L	Cleveland Browns	Mile High Stadium	Monday night
Oct 14	74,285	17-34	L	Pittsburgh Steelers	Mile High Stadium	
Oct 21	29,850	27-17	W	Indianapolis Colts	Hoosier Dome	
Nov 4	57,331	22-27	L	Minnesota Vikings	Metrodome	Sunday night
Nov 11	59,557	7-19	L	San Diego Chargers	San Diego Stadium	
Nov 18	75,013	13-16*	L	Chicago Bears	Mile High Stadium	* Overtime
Nov 22	73,896	27-40	L	Detroit Lions	Silverdome	Thursday
Dec 2	74,162	20-23	L	Los Angeles Raiders	Mile High Stadium	
Dec 9	74,347	20-31	L	Kansas City Chiefs	Arrowhead Stadium	
Dec 16	64,919	20-10	W	San Diego Chargers	Mile High Stadium	
Dec 23	55,845	12-17	L	Seattle Seahawks	Kingdome	Sunday night
Dec 30	46,943	22-13	W	Green Bay Packers	Mile High Stadium	
	1,071,128	331-374		(Bye Oct 28)		

1991

HEAD COACH: Dan Reeves

PRESEASON (2-3)

Jul 27	23,815	3-14	L	Detroit Lions	Canton, Ohio (Hall of Fame)	Saturday
Aug 2	75,375	10-3	W	Indianapolis Colts	Mile High Stadium	Friday night
Aug 7	54,170	6-24	L	San Francisco 49ers	Candlestick Park	Wednesday night
Aug 19	72,555	21-13	W	Miami Dolphins	Mile High Stadium	Monday night
Aug 23	38,372	10-34	L	Phoenix Cardinals	Sun Devil Stadium	Friday night
	264,287	50-88				

REGULAR SEASON (12-4) (1st AFC West)

Sep 1	72,855	45-14	W	Cincinnati Bengals	Mile High Stadium	
Sep 8	48,569	13-16	L	Los Angeles Raiders	L.A. Coliseum	
Sep 15	74,152	16-10	W	Seattle Seahawks	Mile High Stadium	
Sep 22	73,258	27-19	W	San Diego Chargers	Mile High Stadium	
Sep 29	55,031	13-6	W	Minnesota Vikings	Metrodome	Sunday night
Oct 6	59,145	14-42	L	Houston Oilers	Astrodome	
Oct 20	75,866	19-16	W	Kansas City Chiefs	Mile High Stadium	
Oct 27	43,994	9-6	W	New England Patriots	Foxboro Stadium	
Nov 3	70,973	20-13	W	Pittsburgh Steelers	Mile High Stadium	Sunday night
Nov 10	75,896	16-17	L	Los Angeles Raiders	Mile High Stadium	
Nov 17	74,661	24-20	W	Kansas City Chiefs	Arrowhead Stadium	
Nov 24	60,430	10-13	L	Seattle Seahawks	Kingdome	
Dec 1	67,116	20-3	W	New England Patriots	Mile High Stadium	
Dec 8	73,539	17-7	W	Cleveland Browns	Cleveland Stadium	
Dec 15	74,098	24-19	W	Phoenix Cardinals	Mile High Stadium	
Dec 22	51,449	17-14	W	San Diego Chargers	San Diego Stadium	
	1,053,275	304-235		(Bye Oct 13)		

1991 AFC DIVISIONAL PLAYOFF GAME

Jan 4	75,301	28-24	W	Houston Oilers	Mile High Stadium	Saturday
-------	--------	-------	---	----------------	-------------------	----------

1991 AFC CHAMPIONSHIP GAME

Jan 12	80,272	7-10	L	Buffalo Bills	Rich Stadium	
--------	--------	------	---	---------------	--------------	--

1992

HEAD COACH: Dan Reeves

PRESEASON (1-4)

Aug 3	50,435	7-13	L	San Francisco 49ers	Candlestick Park	Monday night
Aug 8	66,521	31-10	W	Tampa Bay Buccaneers	Mile High Stadium	Saturday night
Aug 15	60,813	27-31	L	Miami Dolphins	Berlin, German (American Bowl)	Saturday
Aug 22	61,485	3-17	L	Dallas Cowboys	Texas Stadium	Saturday night
Aug 28	66,743	17-21	L	Phoenix Cardinals	Mile High Stadium	Friday night
	305,997	75-92				

REGULAR SEASON (8-8) (3rd AFC West)

Sep 6	75,418	17-13	W	Los Angeles Raiders	Mile High Stadium	Sunday night
Sep 13	74,367	21-13	W	San Diego Chargers	Mile High Stadium	
Sep 20	65,833	0-30	L	Philadelphia Eagles	Veterans Stadium	
Sep 27	78,064	12-0	W	Cleveland Browns	Cleveland Stadium	
Oct 4	75,629	20-19	W	Kansas City Chiefs	Mile High Stadium	
Oct 12	56,371	17-34	L	Washington Redskins	RFK Stadium	Monday night
Oct 18	74,827	27-21	W	Houston Oilers	Mile High Stadium	
Oct 25	53,576	21-24	L	San Diego Chargers	Jack Murphy Stadium	
Nov 8	74,678	27-16	W	New York Jets	Mile High Stadium	
Nov 15	75,269	27-13	W	New York Giants	Mile High Stadium	Sunday night
Nov 22	50,011	0-24	L	Los Angeles Raiders	L.A. Coliseum	
Nov 30	51,612	13-16*	L	Seattle Seahawks	Kingdome	Mon. night (*OT)
Dec 6	74,946	27-31	L	Dallas Cowboys	Mile High Stadium	
Dec 12	71,740	17-27	L	Buffalo Bills	Rich Stadium	Saturday
Dec 20	72,570	10-6	W	Seattle Seahawks	Mile High Stadium	
Dec 27	76,240	20-42	L	Kansas City Chiefs	Arrowhead Stadium	
	1,108,833	262-329		(Bye Nov 1)		

1993

HEAD COACH: Wade Phillips

PRESEASON (2-2)

Aug 7	38,020	23-7	W	Tampa Bay Buccaneers	Tampa Stadium	Saturday night
Aug 16	71,921	13-16	L	San Francisco 49ers	Mile High Stadium	Monday night
Aug 20	59,383	34-24	W	Miami Dolphins	Mile High Stadium	Friday night
Aug 27	44,207	9-34	L	Phoenix Cardinals	Sun Devil Stadium	Friday night
	213,531	79-81				

REGULAR SEASON (9-7) (3rd AFC West)

Sep 5	68,130	26-20	W	New York Jets	Giants Stadium	
Sep 12	75,074	34-17	W	San Diego Chargers	Mile High Stadium	



Sep 20	78,453	7-15	L	Kansas City Chiefs	Arrowhead Stadium	
Oct 3	74,953	35-13	W	Indianapolis Colts	Mile High Stadium	Monday night
Oct 10	58,943	27-30	L	Green Bay Packers	Lambeau Field	
Oct 18	75,712	20-23	L	Los Angeles Raiders	Mile High Stadium	Sunday night
Oct 31	73,644	28-17	W	Seattle Seahawks	Mile High Stadium	Monday night
Nov 7	77,818	29-14	W	Cleveland Browns	Cleveland Stadium	
Nov 14	67,329	23-26	L	Minnesota Vikings	Mile High Stadium	
Nov 21	74,840	37-13	W	Pittsburgh Steelers	Mile High Stadium	
Nov 28	57,812	17-9	W	Seattle Seahawks	Kingdome	
Dec 5	60,233	10-13	L	San Diego Chargers	Jack Murphy Stadium	
Dec 12	75,822	27-21	W	Kansas City Chiefs	Mile High Stadium	
Dec 18	53,056	13-3	W	Chicago Bears	Soldier Field	Saturday
Dec 26	73,434	10-17	L	Tampa Bay Buccaneers	Mile High Stadium	
Jan 2	66,904	30-33*	L	Los Angeles Raiders	L.A. Coliseum	*Overtime
	1,112,157	373-284		(Bye Sep 26 and Oct 24)		

1993 AFC WILD CARD PLAYOFF GAME

Jan 9	65,314	24-42	L	Los Angeles Raiders	L.A. Coliseum	
-------	--------	-------	---	---------------------	---------------	--

1994

HEAD COACH: Wade Phillips

PRESEASON (2-3)

Jul 31	37,406	22-25	L	Los Angeles Raiders	Barcelona, Spain (American Bowl)	
Aug 6	72,231	37-16	W	Atlanta Falcons	Mile High Stadium	Saturday night
Aug 12	52,429	3-20	L	San Francisco 49ers	Candlestick Park	Friday night
Aug 21	63,923	10-34	L	Dallas Cowboys	Texas Stadium	
Aug 25	70,075	30-21	W	Arizona Cardinals	Mile High Stadium	Thursday night
	258,695	102-116				

REGULAR SEASON (7-9) (4th AFC West)

Sep 4	74,032	34-37	L	San Diego Chargers	Mile High Stadium	Sunday night
Sep 11	73,436	22-25*	L	N.Y. Jets	Giants Stadium	*Overtime
Sep 18	75,764	16-48	L	L.A. Raiders	Mile High Stadium	
Sep 26	75,373	20-27	L	Buffalo Bills	Rich Stadium	Monday night
Oct 9	63,872	16-9	W	Seattle Seahawks	Husky Stadium	
Oct 17	75,151	28-31	L	Kansas City Chiefs	Mile High Stadium	Monday night
Oct 23	61,626	20-15	W	San Diego Chargers	Jack Murphy Stadium	
Oct 30	73,190	26-14	W	Cleveland Browns	Mile High Stadium	
Nov 6	48,103	21-27	L	L.A. Rams	Anaheim Stadium	
Nov 13	71,290	17-10	W	Seattle Seahawks	Mile High Stadium	
Nov 20	70,594	32-28	W	Atlanta Falcons	Mile High Stadium	
Nov 27	69,714	15-13	W	Cincinnati Bengals	Mile High Stadium	
Dec 4	77,631	20-17*	W	Kansas City Chiefs	Arrowhead Stadium	*Overtime
Dec 11	60,016	13-23	L	L.A. Raiders	L.A. Coliseum	
Dec 17	64,884	19-42	L	San Francisco 49ers	Candlestick Park	Saturday
Dec 24	64,445	28-30	L	New Orleans Saints	Mile High Stadium	Saturday
	1,099,121	347-386				

1995

HEAD COACH: Mike Shanahan

PRESEASON (3-2)

July 29	71,182	9-7	W	San Francisco 49ers	Mile High Stadium	Saturday night
Aug 5	48,526	24-10	W	San Francisco 49ers	Tokyo Dome (American Bowl)	Saturday night
Aug 12	57,017	10-19	L	Carolina Panthers	Clemson Stadium	Saturday night
Aug 21	72,451	20-17	W	Dallas Cowboys	Mile High Stadium	Monday night
Aug 25	66,023	17-23	L	Jacksonville Jaguars	Jacksonville Municipal Stadium	Friday night
	315,199	80-76				

REGULAR SEASON (8-8) (4th AFC West)

Sep 3	75,157	22-7	W	Buffalo Bills	Mile High Stadium	Sunday night
Sep 10	64,578	21-31	L	Dallas Cowboys	Texas Stadium	
Sep 17	71,930	38-31	W	Washington Redskins	Mile High Stadium	
Sep 24	58,987	6-17	L	San Diego Chargers	Jack Murphy Stadium	
Oct 1	49,914	10-27	L	Seattle Seahawks	Kingdome	
Oct 8	60,074	37-3	W	New England Patriots	Foxboro Stadium	Sunday night
Oct 16	75,491	27-0	W	Oakland Raiders	Mile High Stadium	Monday night
Oct 22	71,044	7-21	L	Kansas City Chiefs	Mile High Stadium	
Nov 5	71,488	38-6	W	Arizona Cardinals	Mile High Stadium	
Nov 12	60,842	13-31	L	Philadelphia Eagles	Veterans Stadium	Sunday night
Nov 19	74,681	30-27	W	San Diego Chargers	Mile High Stadium	
Nov 26	36,113	33-42	L	Houston Oilers	Astrodome	
Dec 3	72,231	31-23	W	Jacksonville Jaguars	Mile High Stadium	
Dec 10	71,488	27-31	L	Seattle Seahawks	Mile High Stadium	
Dec 17	75,061	17-20	L	Kansas City Chiefs	Arrowhead Stadium	
Dec 24	50,074	31-28	W	Oakland Raiders	Oakland-Alameda County Coliseum	
	1,039,153	388-345				



1996

HEAD COACH: Mike Shanahan

PRESEASON (3-1)

Aug 3	48,577	20-17	W	San Francisco 49ers	3Com Park	Saturday
Aug 10	70,649	40-28	W	Carolina Panthers	Mile High Stadium	Saturday night
Aug 17	56,115	20-3	W	Dallas Cowboys	Texas Stadium	Saturday night
Aug 23	57,665	24-31	L	Jacksonville Jaguars	Mile High Stadium	Friday night
	233,006	104-79				

REGULAR SEASON (13-3) (1st AFC West)

Sep 1	70,595	31-6	W	New York Jets	Mile High Stadium	
Sep 8	43,671	30-20	W	Seattle Seahawks	Kingdome	
Sep 15	71,535	27-23	W	Tampa Bay Buccaneers	Mile High Stadium	Sunday night
Sep 22	79,439	14-17	L	Kansas City Chiefs	Arrowhead Stadium	
Sep 29	51,798	14-10	W	Cincinnati Bengals	Cinergy Field	
Oct 6	75,058	28-17	W	San Diego Chargers	Mile High Stadium	
Oct 20	70,453	45-34	W	Baltimore Ravens	Mile High Stadium	
Oct 27	75,652	34-7	W	Kansas City Chiefs	Mile High Stadium	
Nov 4	61,179	22-21	W	Oakland Raiders	Oakland-Alameda County Coliseum	Mon. night
Nov 10	75,555	17-12	W	Chicago Bears	Mile High Stadium	
Nov 17	59,452	34-8	W	New England Patriots	Foxboro Stadium	
Nov 24	59,142	21-17	W	Minnesota Vikings	Hubert H. Humphrey Metrodome	
Dec 1	74,982	34-7	W	Seattle Seahawks	Mile High Stadium	
Dec 8	60,712	6-41	L	Green Bay Packers	Lambeau Field	
Dec 15	75,466	24-19	W	Oakland Raiders	Mile High Stadium	
Dec 22	48,801	10-16	L	San Diego Chargers	Jack Murphy Stadium	Sunday night
	1,051,490	391-275				

1996 AFC DIVISIONAL PLAYOFF GAME

Jan 4	75,678	27-30	L	Jacksonville Jaguars	Mile High Stadium	Saturday
-------	--------	-------	---	----------------------	-------------------	----------

1997

HEAD COACH: Mike Shanahan

PRESEASON (3-2)

Jul 26	69,739	31-10	W	Buffalo Bills	Mile High Stadium	Saturday night
Aug 4	104,629	19-38	L	Miami Dolphins	Estadio Guillermo Canedo (Mexico City, American Bowl)	Monday night
Aug 9	68,296	23-13	W	Carolina Panthers	Ericsson Stadium	Saturday night
Aug 17	55,354	21-31	L	New England Patriots	Foxboro Stadium	
Aug 23	68,874	31-17	W	San Francisco 49ers	Mile High Stadium	Saturday night
	367,892	125-109				

REGULAR SEASON (12-4) (2nd AFC West)

Aug 31	75,600	19-3	W	Kansas City Chiefs	Mile High Stadium	
Sep 7	55,859	35-14	W	Seattle Seahawks	Kingdome	
Sep 14	74,338	35-14	W	St. Louis Rams	Mile High Stadium	
Sep 21	73,871	38-20	W	Cincinnati Bengals	Mile High Stadium	
Sep 28	48,211	29-21	W	Atlanta Falcons	Georgia Dome	
Oct 6	75,821	34-13	W	New England Patriots	Mile High Stadium	Monday night
Oct 19	57,006	25-28	L	Oakland Raiders	Oakland-Alameda County Coliseum	
Oct 26	78,458	23-20*	W	Buffalo Bills	Rich Stadium	*Overtime
Nov 2	74,212	30-27	W	Seattle Seahawks	Mile High Stadium	
Nov 9	71,408	34-0	W	Carolina Panthers	Mile High Stadium	
Nov 16	77,963	22-24	L	Kansas City Chiefs	Arrowhead Stadium	
Nov 24	75,307	31-3	W	Oakland Raiders	Mile High Stadium	Monday night
Nov 30	54,245	38-28	W	San Diego Chargers	Qualcomm Stadium	Sunday night
Dec 7	59,739	24-35	L	Pittsburgh Steelers	Three Rivers Stadium	
Dec 15	68,461	17-34	L	San Francisco 49ers	3Com Park	Monday night
Dec 21	69,632	38-3	W	San Diego Chargers	Mile High Stadium	
	1,090,131	472-287				

1997 AFC WILD CARD PLAYOFF GAME

Dec 27	74,481	42-17	W	Jacksonville Jaguars	Mile High Stadium	Saturday
--------	--------	-------	---	----------------------	-------------------	----------

1997 AFC DIVISIONAL PLAYOFF GAME

Jan 4	76,965	14-10	W	Kansas City Chiefs	Arrowhead Stadium	
-------	--------	-------	---	--------------------	-------------------	--

1997 AFC CHAMPIONSHIP GAME

Jan 11	61,382	24-21	W	Pittsburgh Steelers	Three Rivers Stadium	
--------	--------	-------	---	---------------------	----------------------	--

SUPER BOWL XXXII

Jan 25	68,912	31-24	W	Green Bay Packers	Qualcomm Stadium, San Diego, Calif.	
--------	--------	-------	---	-------------------	-------------------------------------	--



1998

HEAD COACH: Mike Shanahan

PRESEASON (3-1)

Aug 8	53,842	20-13	W	St. Louis Rams
Aug 14	70,937	17-10	W	New Orleans Saints
Aug 24	73,183	34-31	W	Green Bay Packers
Aug 29	33,194	13-16	L	Tennessee Oilers
	231,156	84-70		

Trans World Dome	Saturday night
Mile High Stadium	Friday night
Mile High Stadium	Monday night
Vanderbilt Stadium	Saturday

REGULAR SEASON (14-2) (1st AFC West)

Sep 7	74,745	27-21	W	New England Patriots
Sep 13	75,013	42-23	W	Dallas Cowboys
Sep 20	56,578	34-17	W	Oakland Raiders
Sep 27	71,880	38-16	W	Washington Redskins
Oct 4	73,218	41-16	W	Philadelphia Eagles
Oct 11	66,258	21-16	W	Seattle Seahawks
Oct 25	75,217	37-24	W	Jacksonville Jaguars
Nov 1	59,974	33-26	W	Cincinnati Bengals
Nov 8	74,925	27-10	W	San Diego Chargers
Nov 16	78,100	30-7	W	Kansas City Chiefs
Nov 22	75,325	40-14	W	Oakland Raiders
Nov 29	66,532	31-16	W	San Diego Chargers
Dec 6	74,962	35-31	W	Kansas City Chiefs
Dec 13	72,336	16-20	L	New York Giants
Dec 21	74,363	21-31	L	Miami Dolphins
Dec 27	74,057	28-21	W	Seattle Seahawks
	1,143,213	501-309		

Mile High Stadium	Monday night
Mile High Stadium	
Oakland-Alameda County Coliseum	
Jack Kent Cooke Stadium	
Mile High Stadium	
Kingdome	
Mile High Stadium	
Cinergy Field	
Mile High Stadium	
Arrowhead Stadium	Monday night
Mile High Stadium	
Qualcomm Stadium	Sunday night
Mile High Stadium	
Giants Stadium	
Pro Player Stadium	Monday night
Mile High Stadium	

1998 AFC DIVISIONAL PLAYOFF GAME

Jan 9	75,729	38-3	W	Miami Dolphins
-------	--------	------	---	----------------

Mile High Stadium	Saturday
-------------------	----------

1998 AFC CHAMPIONSHIP GAME

Jan 17	75,482	23-10	W	New York Jets
--------	--------	-------	---	---------------

Mile High Stadium	
-------------------	--

SUPER BOWL XXXIII

Jan 31	74,803	34-19	W	Atlanta Falcons
--------	--------	-------	---	-----------------

Pro Player Stadium, Miami, Fla.	
---------------------------------	--



SERIES RECORDS VS. OPPONENTS

ARIZONA CARDINALS

(Phoenix Cardinals 1988-93)
(St. Louis Cardinals 1960-1987)
1973—@ Denver 17, @ St. Louis 17
1977—@ Denver 7, St. Louis 0
1989—@ Denver 37, @ Phoenix 0
1991—@ Denver 24, Phoenix 19
1995—@ Denver 38, Arizona 6
(Broncos 4, Cardinals 0, 1 tie)

ATLANTA FALCONS

1970—@ Denver 24, Atlanta 10
1972—@ Atlanta 23, Denver 20
1975—@ Atlanta 35, Denver 21
1979—Denver 20, @ Atlanta 17 (OT)
1982—Atlanta 34, @ Denver 27
1985—Denver 44, @ Atlanta 28
1988—@ Denver 30, Atlanta 14
1994—@ Denver 32, Atlanta 28
1997—Denver 29, @ Atlanta 21
1998—Denver 34, @ Atlanta 19*
Super Bowl XXXIII
(Broncos 6, Falcons 3)
(Postseason: Broncos 1, Falcons 0)

BALTIMORE RAVENS

1996—@ Denver 45, Baltimore 34
(Broncos 1, Ravens 0)

BUFFALO BILLS

1960—Denver 27, @ Buffalo 21
1960—@ Denver 38, Buffalo 38 (tie)
1961—Denver 22, @ Buffalo 10
1961—Buffalo 23, @ Denver 10
1962—Denver 23, @ Buffalo 20
1962—Buffalo 45, @ Denver 38
1963—Buffalo 30, @ Denver 28
1963—@ Buffalo 27, Denver 17
1964—@ Buffalo 30, Denver 13
1964—Buffalo 30, @ Denver 19
1965—Buffalo 30, @ Denver 15
1965—@ Buffalo 31, Denver 13
1966—@ Buffalo 38, Denver 21
1967—Buffalo 17, @ Denver 16
1967—Denver 21, @ Buffalo 20
1968—@ Denver 34, Buffalo 32
1969—@ Buffalo 41, Denver 28
1970—Denver 25, @ Buffalo 10
1975—@ Buffalo 38, Denver 14
1977—@ Denver 26, Buffalo 6
1979—Denver 19, @ Buffalo 16
1981—@ Buffalo 9, Denver 7
1984—Den 37, @ Buffalo 7
1987—@ Buf 21, Denver 14
1989—Den 28, @ Buffalo 21
1990—@ Buffalo 29, Denver 28
1991—@ Buffalo 10, Denver 7*
1992—@ Buffalo 27, Denver 17
1994—@ Buffalo 27, Denver 20
1995—@ Denver 22, Buffalo 7
1997—Denver 23, @ Buffalo 20 (OT)
**AFC Championship*
(Broncos 12, Bills 17, 1 tie)
(Postseason: Broncos 0, Bills 1)

CAROLINA PANTHERS

1997—@ Denver 34, Carolina 0
(Broncos 1, Panthers 0)

CHICAGO BEARS

1971—@ Denver 6, Chicago 3
1973—Chicago 33, @ Denver 14
1976—Denver 28, @ Chicago 14
1978—@ Denver 16, Chicago 7
1981—@ Chicago 35, Denver 24
1983—@ Chicago 31, Denver 14
1984—@ Chicago 27, Denver 0
1987—@ Denver 31, Chicago 29
1990—Chicago 16, @ Denver 13 (OT)
1993—Denver 13, @ Chicago 3

1996—@ Denver 17, Chicago 12
(Broncos 6, Bears 5)

CINCINNATI BENGALS

1968—@ Cincinnati 24, Denver 10
1968—@ Denver 10, Cincinnati 7
1969—Denver 30, @ Cincinnati 23
1969—@ Cincinnati 16, Cincinnati 16
1971—Cincinnati 24, @ Denver 10
1972—@ Cincinnati 21, Denver 10
1973—@ Denver 28, Cincinnati 10
1975—Cincinnati 17, @ Denver 16
1976—@ Cincinnati 17, Denver 7
1977—Denver 24, @ Cincinnati 13
1979—@ Denver 10, Cincinnati 0
1981—@ Cincinnati 38, Denver 21
1983—@ Denver 24, Cincinnati 17
1984—@ Denver 20, Cincinnati 17
1986—@ Denver 34, Cincinnati 28
1991—@ Denver 45, Cincinnati 14
1994—@ Denver 15, Cincinnati 13
1996—Denver 14, @ Cincinnati 10
1997—@ Denver 38, Cincinnati 26
1998—Denver 33, @ Cincinnati 26
(Broncos 14, Bengals 6)

CLEVELAND BROWNS

1970—Cleveland 27, @ Denver 13
1971—Denver 27, @ Cleveland 0
1972—Cleveland 27, @ Denver 20
1974—@ Cleveland 23, Denver 21
1975—@ Denver 16, Cleveland 15
1976—@ Denver 44, Cleveland 13
1978—Denver 19, @ Cleveland 7
1980—Denver 19, @ Cleveland 16
1981—@ Denver 23, Cleveland 20 (OT)
1983—@ Denver 27, Cleveland 6
1984—Denver 24, @ Cleveland 14
1986—Denver 23, @ Cleveland 20 (OT)*
1987—@ Denver 38, Cleveland 33*
1988—@ Denver 30, Cleveland 7
1989—@ Cleveland 16, Denver 13
1989—@ Denver 37, Cleveland 31*
1990—Cleveland 30, @ Denver 29
1991—Denver 17, @ Cleveland 7
1992—Denver 12, @ Cleveland 0
1993—Denver 29, @ Cleveland 14
1994—@ Denver 26, Cleveland 14
**AFC Championship*
(Broncos 13, Browns 5)
(Postseason: Broncos 3, Browns 0)

DALLAS COWBOYS

1973—Dallas 22, @ Denver 10
1977—@ Dallas 14, Denver 6
1977—Dallas 27, Denver 10*
1980—@ Denver 41, Dallas 20
1986—@ Denver 29, Dallas 14
1992—Dallas 31, @ Denver 27
1995—@ Dallas 31, Denver 21
1998—@ Denver 42, Dallas 23
**Super Bowl XII*
(Broncos 3, Cowboys 4)
(Postseason: Broncos 0, Cowboys 1)

DETROIT LIONS

1971—Detroit 24, @ Denver 20
1974—Denver 31, @ Detroit 27
1978—@ Detroit 17, Denver 14
1981—@ Denver 27, Detroit 21
1984—Denver 28, @ Detroit 7
1987—@ Denver 14, @ Kansas City 7
1990—@ Detroit 40, Denver 27
(Broncos 4, Lions 3)

GREEN BAY PACKERS

1971—@ Green Bay 34, Denver 13 (Miw.)
1975—@ Denver 23, Green Bay 13
1978—@ Denver 16, Green Bay 3
1984—@ Denver 17, Green Bay 14

1987—@ G. Bay 17, Denver 17 (OT) (Miw.)
1990—@ Denver 22, Green Bay 13
1993—@ Green Bay 30, Denver 27
1996—@ Green Bay 41, Denver 6
1997—Denver 31, Green Bay 24*
**Super Bowl XXXII*
(Broncos 4, Packers 3, 1 tie)
(Postseason: Broncos 1, Packers 0)

INDIANAPOLIS COLTS

(Baltimore Colts 1953-83)
1974—Denver 17, @ Baltimore 6
1977—@ Denver 27, Baltimore 13
1978—@ Baltimore 7, Denver 6
1981—@ Denver 28, Baltimore 10
1983—Denver 17, @ Baltimore 10
1983—@ Denver 21, Baltimore 19
1985—Denver 15, @ Indianapolis 10
1988—@ Indianapolis 55, Denver 23
1989—@ Denver 14, Indianapolis 3
1990—Denver 27, @ Indianapolis 17
1993—@ Denver 35, Indianapolis 13
(Broncos 9, Colts 2)

JACKSONVILLE JAGUARS

1995—@ Denver 31, Jacksonville 23
1996—Jacksonville 30, @ Denver 27*
1997—@ Denver 42, Jacksonville 17**
1998—@ Denver 37, Jacksonville 24
**AFC Divisional Playoff*
***AFC Wild Card Game*
(Broncos 2, Jaguars 0)
(Postseason: Broncos 1, Jaguars 1)

KANSAS CITY CHIEFS

(Dallas Texans 1960-62)
1960—Dallas 17, @ Denver 14
1960—@ Dallas 34, Denver 7
1961—Dallas 19, @ Denver 12
1961—@ Dallas 49, Denver 21
1962—Dallas 24, @ Denver 3
1962—@ Dallas 17, Denver 10
1963—Kansas City 59, @ Denver 7
1963—@ Kansas City 52, Denver 21
1964—@ Denver 33, Kansas City 27
1964—@ Kansas City 49, Denver 39
1965—Kansas City 31, @ Denver 23
1965—@ Kansas City 45, Denver 35
1966—@ Kansas City 37, Denver 10
1966—Kansas City 56, @ Denver 10
1967—@ Kansas City 52, Denver 9
1967—Kansas City 38, @ Denver 24
1968—@ Kansas City 34, Denver 2
1968—Kansas City 30, @ Denver 7
1969—Kansas City 26, @ Denver 13
1969—@ Kansas City 31, Denver 17
1970—@ Denver 26, Kansas City 13
1970—@ Kansas City 16, Denver 0
1971—@ Kansas City 16, @ Denver 3
1971—@ Kansas City 28, Denver 10
1972—Kansas City 45, @ Denver 24
1972—@ Kansas City 24, Denver 21
1973—@ Kansas City 16, Denver 14
1973—@ Denver 14, Kansas City 10
1974—Denver 17, @ Kansas City 14
1974—Kansas City 42, @ Denver 34
1975—@ Denver 37, Kansas City 33
1975—@ Kansas City 26, Denver 13
1976—Denver 35, @ Kansas City 26
1976—@ Denver 17, Kansas City 16
1977—@ Denver 23, Kansas City 7
1977—Denver 14, @ Kansas City 7
1978—Denver 23, @ Kansas City 3
1978—@ Denver 24, Kansas City 3
1979—Denver 24, @ Kansas City 10
1979—@ Denver 20, Kansas City 3
1980—Kansas City 23, @ Denver 17
1980—@ Kansas City 31, Denver 14
1981—@ Kansas City 28, Denver 14
1981—@ Denver 16, Kansas City 13

1982—@Kansas City 37, @Denver 16
1983—@Denver 27, Kansas City 24
1983—@Kansas City 48, Denver 17
1984—@Denver 21, Kansas City 0
1984—@Kansas City 16, Denver 13
1985—@Denver 30, @Kansas City 10
1985—@Denver 14, Kansas City 13
1986—@Denver 38, Kansas City 17
1986—@Kansas City 37, Denver 10
1987—Denver 26, @Kansas City 17
1987—@Denver 20, Kansas City 17
1988—@Kansas City 20, Denver 13
1988—@Denver 17, Kansas City 11
1989—@Denver 34, Kansas City 20
1989—Denver 16, @Kansas City 13
1990—@Kansas City 24, Kansas City 23
1990—@Denver 31, Denver 20
1991—@Denver 19, Kansas City 16
1991—Denver 24, @Kansas City 20
1992—@Denver 20, Kansas City 19
1992—@Kansas City 42, Denver 20
1993—@Kansas City 15, Denver 7
1993—@Denver 27, Kansas City 21
1994—Kansas City 31, @Denver 28
1994—Denver 20, @Kansas City 17 (OT)
1995—Kansas City 21, @Denver 7
1995—@Kansas City 20, Denver 17
1996—@Kansas City 17, Denver 14
1996—@Denver 34, Kansas City 7
1997—@Denver 19, Kansas City 3
1997—@Kansas City 24, Denver 22
1997—Denver 14, @Kansas City 10*
1998—Denver 30, @Kansas City 7
1998—@Denver 35, Kansas City 31
***AFC Divisional Playoff**
(Broncos 34, Chiefs 43)
(Postseason: Broncos 1, Chiefs 0)

MIAMI DOLPHINS
1966—@Miami 24, Denver 7
1966—@Denver 17, Miami 7
1967—@Miami 35, Denver 21
1968—@Denver 21, Miami 14
1969—@Miami 27, Denver 24
1971—@Denver 10, Miami 10
1975—@Miami 14, Denver 13
1985—Miami 30, @Denver 26
1998—@Miami 31, Denver 21
1998—@Denver 38, Miami 3
(Broncos 2, Dolphins 6, 1 tie)
(Postseason: Broncos 1, Dolphins 0)

MINNESOTA VIKINGS
1972—@Minnesota 23, @Denver 20
1978—@Minnesota 12, Denver 9 (OT)
1981—@Denver 19, Minnesota 17
1984—@Denver 42, Minnesota 21
1987—@Minnesota 34, Denver 27
1990—@Minnesota 27, Denver 22
1991—Denver 13, @Minnesota 6
1993—Minnesota 26, @Denver 23
1996—Denver 21, @Minnesota 17
(Broncos 4, Vikings 5)

NEW ENGLAND PATRIOTS
(Boston Patriots 1960-70)
1960—Denver 13, @Boston 10
1960—@Denver 31, Boston 24
1961—@Boston 45, Denver 17
1961—Boston 28, @Denver 24
1962—@Boston 41, Denver 16
1962—Boston 33, @Denver 23
1963—@Denver 14, Boston 29
1963—@Boston 40, Denver 21
1964—Boston 39, @Denver 10
1964—@Boston 12, Denver 7
1965—Denver 27, @Boston 10
1965—Boston 28, @Denver 20
1966—Boston 24, @Denver 10
1966—Denver 17, @Boston 10
1967—@Denver 26, Boston 21
1968—Boston 20, @Denver 17
1968—Denver 35, @Boston 14
1969—@Denver 35, Boston 7
1972—@Denver 45, New England 21

1976—@New England 38, Denver 14
1979—@Denver 45, New England 10
1980—@New England 23, Denver 14
1984—@Denver 26, New England 19
1986—@Denver 27, New England 20
1986—@Denver 22, New England 17*
1987—@Denver 31, New England 20
1988—@Denver 21, New England 10
1991—Denver 9, @New England 6
1991—@Denver 20, New England 3
1995—Denver 37, @New England 3
1996—Denver 34, @New England 8
1997—@Denver 34, New England 13
1998—@Denver 27, New England 21
***AFC Divisional Playoff**
(Broncos 20, Patriots 12)
(Postseason: Broncos 1, Patriots 0)

NEW ORLEANS SAINTS
1970—Denver 31, @New Orleans 6
1974—@Denver 33, New Orleans 17
1979—@Denver 10, New Orleans 3
1985—@Denver 34, New Orleans 23
1988—@New Orleans 42, Denver 0
1994—New Orleans 30, @Denver 28
(Broncos 4, Saints 2)

NEW YORK GIANTS
1972—@New York 29, Denver 17
1976—@Denver 14, New York 13
1980—Denver 14, @New York 9
1986—@New York 19, Denver 16
1986—New York 39, Denver 20*
1989—New York 14, @Denver 7
1992—@Denver 27, New York 13
1998—@New York 20, Denver 16
***Super Bowl XXI**
(Broncos 3, Giants 4)
(Postseason: Broncos 0, Giants 1)

NEW YORK JETS
(New York Titans 1960-62)
1960—@New York 28, Denver 24
1960—New York 30, @Denver 27
1961—@New York 35, Denver 28
1961—@Denver 27, New York 10
1962—Denver 32, @New York 10
1962—@New York 46, @Denver 45
1963—Denver 35, New York 35
1963—New York 14, @Denver 9
1964—@New York 30, Denver 6
1964—@Denver 20, New York 16
1965—@Denver 16, New York 13
1965—@New York 45, Denver 10
1966—New York 16, @Denver 7
1967—New York 38, @Denver 24
1967—Denver 33, @New York 13
1968—Denver 21, @New York 24
1969—@Denver 21, New York 19
1973—Denver 40, @New York 28
1976—@Denver 46, New York 3
1978—New York 31, @Denver 28
1980—@Denver 31, New York 24
1986—@New York 22, Denver 10
1992—@Denver 27, New York 16
1993—Denver 26, @New York 20
1994—@New York 25, Denver 22 (OT)
1996—@Denver 31, New York 6
1998—@Denver 23, New York 10
(Broncos 14, Jets 12, 1 tie)
(Postseason: Broncos 1, Jets 0)

OAKLAND RAIDERS
(Los Angeles Raiders 1982-94)
(Oakland Raiders 1960-81)
1960—@Denver 31, Oakland 14
1960—@Oakland 48, Denver 10
1961—@Oakland 33, Denver 19
1961—@Denver 27, Oakland 24
1962—@Denver 44, Oakland 7
1962—Denver 23, @Oakland 6
1963—Oakland 26, @Denver 10
1963—@Oakland 35, Denver 31
1964—@Oakland 40, Denver 7
1972—@Denver 45, New England 21

1965—Oakland 28, @Denver 20
1965—@Oakland 24, Denver 13
1966—Oakland 17, @Denver 3
1966—@Oakland 28, Denver 10
1967—@Oakland 51, Denver 0
1967—Oakland 21, @Denver 17
1968—Oakland 43, @Denver 7
1968—@Oakland 33, Denver 27
1968—Oakland 24, @Denver 14
1969—@Oakland 41, Denver 10
1970—@Oakland 35, Denver 23
1970—Oakland 24, @Denver 19
1971—Oakland 27, @Denver 16
1971—@Oakland 21, Denver 13
1972—Denver 30, @Oakland 23
1972—Oakland 37, @Denver 20
1973—@Denver 23, Oakland 23
1973—@Oakland 21, Denver 17
1974—Oakland 28, @Denver 17
1974—Denver 20, @Oakland 17
1975—Oakland 42, @Denver 17
1975—@Oakland 17, Denver 10
1976—Oakland 17, @Denver 10
1976—@Oakland 19, Denver 3
1977—Denver 30, @Oakland 7
1977—Oakland 24, @Denver 14
1977—@Denver 20, Oakland 17*
1978—@Denver 14, Oakland 6
1978—Denver 21, @Oakland 6
1979—Oakland 14, @Denver 10
1980—@Oakland 9, Denver 3
1980—Oakland 24, @Denver 21
1981—@Denver 9, Oakland 7
1981—Denver 17, @Oakland 0
1982—@Los Angeles 27, Denver 10
1983—Los Angeles 22, @Denver 7
1983—@Los Angeles 22, Denver 7
1984—@Denver 16, Los Angeles 13
1984—Denver 22, @Los Angeles 19 (OT)
1985—Los Angeles 17, @Denver 14 (OT)
1985—@Denver 38, Los Angeles 36
1986—Denver 21, @Los Angeles 10
1987—@Denver 30, Los Angeles 14
1987—Denver 23, @Los Angeles 17
1988—Los Angeles 30, @Denver 27 (OT)
1988—@New York 46, @Denver 45
1989—@Denver 31, Los Angeles 13
1989—@Los Angeles 16, Denver 13 (OT)
1990—@Los Angeles 14, Denver 9
1990—Los Angeles 23, @Denver 20
1991—@Los Angeles 16, Denver 13
1991—Los Angeles 17, Denver 16
1992—@Denver 17, Los Angeles 13
1992—@Los Angeles 24, Denver 0
1993—@Los Angeles 23, @Denver 20
1993—@Los Angeles 33, Denver 30 (OT)
1993—@Los Angeles 48, @Denver 24**
1994—@Los Angeles 48, @Denver 28
1994—@Los Angeles 23, Denver 13
1995—@Denver 27, Oakland 0
1995—Denver 31, @Oakland 28
1996—Denver 22, @Oakland 21
1996—@Denver 24, Oakland 19
1997—@Oakland 28, Denver 25
1997—@Denver 31, Oakland 3
1998—Denver 34, @Oakland 17
1998—@Denver 40, Oakland 14
***AFC Championship**
****AFC Wild Card Playoff**
(Broncos 26, Raiders 49, 2 ties)
(Postseason: Broncos 1, Raiders 1)

PHILADELPHIA EAGLES
1971—@Philadelphia 17, Denver 16
1975—@Denver 25, Philadelphia 10
1980—@Philadelphia 17, Denver 6
1983—Philadelphia 13, @Denver 10
1986—Denver 33, @Philadelphia 7
1989—Philadelphia 28, @Denver 24
1992—@Philadelphia 30, Denver 0
1995—@Philadelphia 31, Denver 13
1998—@Denver 41, Philadelphia 16
(Broncos 3, Eagles 6)

PITTSBURGH STEELERS
1970—@Denver 16, Pittsburgh 13
1971—Denver 22, @Pittsburgh 10
1973—Denver 23, @Pittsburgh 13
1974—@Denver 35, Pittsburgh 35 (OT)
1975—@Pittsburgh 20, Denver 9
1977—@Denver 21, Pittsburgh 7
1977—@Denver 34, Pittsburgh 21*
1978—Pittsburgh 21, @Denver 17
1978—@Pittsburgh 42, Denver 10*
1979—@Pittsburgh 42, Denver 7
1983—Denver 14, @Pittsburgh 10
1984—Pittsburgh 24, @Denver 17*
1985—Denver 31, @Pittsburgh 23
1986—Denver 21, @Pittsburgh 10
1988—@Pittsburgh 39, Denver 23
1989—@Denver 34, Pittsburgh 7
1989—@Denver 24, Pittsburgh 23*
1990—Pittsburgh 34, @Denver 17
1991—@Denver 20, Pittsburgh 13
1993—@Denver 37, Pittsburgh 13
1997—@Pittsburgh 35, Denver 24
1997—Denver 24, @Pittsburgh 21**
***AFC Divisional Playoff**
****AFC Championship**
(Broncos 10, Steelers 6, 1 tie)
(Postseason: Broncos 3, Steelers 2)

ST. LOUIS RAMS
(Los Angeles Rams 1954-94)
(Cleveland Rams 1937-45)
1972—Denver 16, @Los Angeles 10
1974—Los Angeles 17, @Denver 10
1979—Los Angeles 13, @Denver 9
1982—Denver 27, @Los Angeles 24
1985—@Los Angeles 20, Denver 16
1988—@Denver 35, Los Angeles 24
1994—@Los Angeles 27, Denver 21
1997—@Denver 35, St. Louis 14
(Broncos 4, Rams 4)

SAN DIEGO CHARGERS
(Los Angeles Chargers 1960)
1960—Los Angeles 23, @Denver 19
1960—@Los Angeles 41, Denver 33
1961—@San Diego 37, Denver 0
1961—San Diego 19, @Denver 16
1962—@Denver 30, San Diego 21
1962—Denver 23, @San Diego 20
1963—@Denver 50, San Diego 34
1963—@San Diego 58, Denver 20
1964—@San Diego 42, Denver 14
1964—San Diego 31, @Denver 20
1965—@San Diego 34, Denver 31
1965—San Diego 35, @Denver 21
1966—@San Diego 24, Denver 17
1966—@Denver 20, San Diego 17
1967—San Diego 38, @Denver 21
1967—@San Diego 24, Denver 20
1968—@San Diego 55, Denver 24
1968—San Diego 47, @Denver 23
1969—@Denver 13, San Diego 0
1969—@San Diego 45, Denver 24
1970—@San Diego 24, Denver 21
1970—@Denver 17, San Diego 17
1971—@Denver 20, San Diego 16
1971—@San Diego 45, Denver 17
1972—@San Diego 37, Denver 14
1972—@Denver 38, San Diego 13
1973—@Denver 30, San Diego 19
1973—Denver 42, @San Diego 28
1974—@Denver 27, San Diego 7
1974—@San Diego 17, Denver 0
1975—Denver 27, @San Diego 17
1975—@Denver 13, San Diego 10 (OT)
1976—@Denver 26, San Diego 0
1976—Denver 17, @San Diego 10
1977—@Denver 14, @San Diego 10
1977—@Denver 17, San Diego 9
1978—@Denver 27, San Diego 14
1978—@San Diego 23, Denver 0
1979—@Denver 7, San Diego 0
1979—@San Diego 17, Denver 7
1980—San Diego 30, @Denver 13
1980—Denver 20, @San Diego 13

1981—@Denver 42, San Diego 24
1981—@San Diego 34, Denver 17
1982—San Diego 23, @Denver 3
1982—@San Diego 30, Denver 20
1983—@Denver 16, San Diego 6
1983—@San Diego 31, Denver 7
1984—@Denver 16, San Diego 13
1984—Denver 16, @San Diego 13
1985—@San Diego 30, San Diego 10 (OT)
1986—Denver 31, @San Diego 14
1986—San Diego 9, @Denver 3
1987—Denver 31, @San Diego 17
1987—@Denver 24, San Diego 0
1988—@Denver 34, San Diego 3
1988—Denver 12, @San Diego 0
1989—@Denver 16, San Diego 10
1989—@San Diego 19, Denver 16
1990—@San Diego 19, Denver 7
1990—@Denver 20, San Diego 10
1991—@Denver 27, San Diego 19
1991—Denver 17, @San Diego 14
1992—@Denver 21, San Diego 13
1992—@San Diego 24, Denver 21
1993—@Denver 34, San Diego 17
1993—@San Diego 13, Denver 10
1994—San Diego 37, @Denver 34
1994—Denver 20, @San Diego 15
1995—@San Diego 17, Denver 6
1995—@Denver 30, San Diego 27
1996—@Denver 28, San Diego 17
1996—@San Diego 16, Denver 10
1997—Denver 38, @San Diego 28
1997—@Denver 38, San Diego 3
1998—@Denver 27, San Diego 10
1998—Denver 31, @San Diego 16
(Broncos 43, Chargers 34, 1 tie)

SAN FRANCISCO 49ERS
1970—@San Francisco 19, Denver 14
1973—San Francisco 36, @Denver 34
1979—Denver 38, @San Francisco 28
1982—@Denver 24, San Francisco 21
1985—@Denver 17, San Francisco 16
1988—Denver 16, @San Fran. 13 (OT)
1989—San Francisco 55, Denver 10*
1994—@San Francisco 42, Denver 19
1997—@San Francisco 34, Denver 17
***Super Bowl XXIV**
(Broncos 4, 49ers 4)
(Postseason: Broncos 0, 49ers 1)

SEATTLE SEAHAWKS
1977—Denver 24, @Seattle 13
1978—@Denver 28, Seattle 7
1978—Denver 20, @Seattle 17 (OT)
1979—@Denver 37, Seattle 34
1979—@Seattle 28, Denver 23
1980—@Seattle 26, Seattle 20
1980—Denver 25, @Seattle 17
1981—@Seattle 13, Denver 10
1981—@Denver 23, Seattle 13
1982—Seattle 17, @Denver 10
1982—@Seattle 13, Denver 11
1983—@Seattle 27, Denver 19
1983—@Denver 38, Seattle 27
1983—@Seattle 31, Denver 7*
1984—Seattle 27, @Denver 24
1984—Denver 31, @Seattle 14
1985—@Denver 13, Seattle 10 (OT)
1985—Denver 27, @Seattle 24
1986—@Denver 20, Seattle 13
1986—@Seattle 41, Denver 16
1987—@Denver 40, Seattle 17
1987—@Seattle 28, Denver 21
1988—Seattle 21, @Denver 14
1988—@Seattle 42, Denver 14
1989—Denver 24, @Seattle 21 (OT)
1989—@Denver 41, Seattle 14
1990—@Denver 24, Seattle 31 (OT)
1990—@Seattle 17, Denver 12
1991—@Denver 16, Seattle 10
1991—@Seattle 13, Denver 10
1992—@Seattle 16, Denver 13 (OT)
1992—@Denver 10, Seattle 6

1993—@Denver 28, Seattle 17
1993—Denver 17, @Seattle 9
1994—Denver 16, @Seattle 9
1994—@Denver 17, Seattle 10
1995—@Seattle 27, Denver 10
1995—Seattle 31, @Denver 27
1996—Denver 30, @Seattle 20
1996—@Denver 34, Seattle 7
1997—Denver 35, @Seattle 14
1997—@Denver 30, Seattle 27
1998—Denver 21, @Seattle 16
1998—@Denver 28, Seattle 21
***AFC Wild Card Playoff**
(Broncos 28, Seahawks 15)
(Postseason: Broncos 0, Seahawks 1)

TAMPA BAY BUCCANEERS
1976—@Denver 48, Tampa Bay 13
1981—Denver 24, @Tampa Bay 7
1993—Tampa Bay 17, @Denver 10
1996—@Denver 27, Tampa Bay 23
(Broncos 3, Buccaneers 1)

TENNESSEE TITANS
(Tennessee Oilers 1997-98)
(Houston Oilers 1960-96)
1960—Houston 45, @Denver 25
1960—@Houston 20, Denver 10
1961—Houston 55, @Denver 14
1961—@Houston 45, Denver 14
1962—@Denver 20, Houston 10
1962—@Houston 34, Denver 17
1963—@Houston 20, Denver 14
1963—Houston 33, @Denver 24
1964—Houston 38, @Denver 17
1964—@Houston 34, Denver 15
1965—@Denver 28, Houston 17
1965—Denver 31, @Houston 21
1966—@Houston 45, Denver 7
1966—@Denver 40, Houston 38
1967—@Houston 10, Denver 6
1967—Houston 20, @Denver 16
1968—@Houston 38, Denver 17
1969—@Houston 24, Denver 21
1969—@Denver 20, Houston 20
1970—@Houston 31, Denver 21
1972—@Denver 30, Houston 17
1973—Denver 48, @Houston 20
1974—@Denver 37, Houston 14
1976—@Houston 17, Denver 3
1977—Denver 24, @Houston 14
1979—@Houston 13, Denver 7*
1980—Houston 20, @Denver 16
1983—Denver 26, @Houston 14
1985—@Denver 31, Houston 20
1987—Houston 40, @Denver 10
1987—@Denver 34, Houston 10**
1991—@Houston 42, Denver 14
1991—@Denver 26, Houston 24**
1992—@Houston 27, Houston 21
1995—@Houston 42, Denver 33
***AFC Wild Card Playoff**
****AFC Divisional Playoff**
(Broncos 11, Oilers 20, 1 tie)
(Postseason: Broncos 2, Oilers 1)

WASHINGTON REDSKINS
1970—Washington 19, @Denver 3
1974—@Washington 30, Denver 3
1980—@Denver 20, Washington 17
1985—@Denver 31, Washington 30
1987—Washington 42, Denver 10*
1989—Denver 14, @Washington 10
1992—@Washington 34, Denver 3
1995—@Denver 38, Washington 31
1998—Denver 38, @Washington 16
***Super Bowl XXII**
(Broncos 5, Redskins 3)
(Postseason: Broncos 0, Redskins 1)

BRONCOS' RECORD ON TELEVISION/OVERTIME GAMES

MONDAY NIGHT FOOTBALL

Overall record: 18-21-1
(Home team in caps)

MIAMI 31, DENVER 21, Dec. 21, 1998
DENVER 30, KANSAS CITY 7, Nov. 16, 1998
DENVER 27, New England 21, Sept. 7, 1998
SAN FRANCISCO 34, Denver 17, Dec. 15, 1997
DENVER 31, Oakland 3, Nov. 24, 1997
DENVER 34, New England 13, Oct. 6, 1997
DENVER 22, OAKLAND 21, Nov. 4, 1996
DENVER 27, Oakland 0, Oct. 16, 1995
Kansas City 31, DENVER 28, Oct. 17, 1994
BUFFALO 27, Denver 20, Sept. 26, 1994
KANSAS CITY 15, Denver 7, Sept. 20, 1993
L.A. Raiders 23, DENVER 20, Oct. 18, 1993
SEATTLE 16, Denver 13 (OT), Nov. 30, 1992
WASHINGTON 34, Denver 3, Oct. 12, 1992
Cleveland 30, DENVER 29, Oct. 8, 1990
DENVER 24, Kansas City 23, Sept. 17, 1990
Denver 14, WASHINGTON 10, Nov. 20, 1989
Denver 28, BUFFALO 14, Sept. 18, 1989
INDIANAPOLIS 55, Denver 23, Oct. 31, 1988
L.A. Raiders 30, DENVER 27 (OT), Sept. 26, 1988
DENVER 31, Chicago 29, Nov. 16, 1987
MINNESOTA 34, Denver 27, Oct. 27, 1987
DENVER 30, L.A. Raiders 14, Oct. 12, 1987
NEW YORK JETS 22, Denver 10, Oct. 20, 1986
Denver 21, PITTSBURGH 10, Sept. 15, 1986
DENVER 17, San Francisco 16, Nov. 11, 1985
DENVER 17, Green Bay 14, Oct. 15, 1984
DENVER 19, Minnesota 17, Nov. 2, 1981
OAKLAND 9, Denver 3, Dec. 1, 1980
DENVER 20, Washington 17, Oct. 13, 1980
NEW ENGLAND 23, Denver 14, Sept. 29, 1980
SAN DIEGO 17, Denver 7, Dec. 17, 1979
PITTSBURGH 42, Denver 7, Oct. 22, 1979
DENVER 16, Chicago 7, Oct. 16, 1978
MINNESOTA 12, Denver 9 OT, Sept. 11, 1978
OAKLAND 17, Denver 10, Dec. 8, 1975
DENVER 23, Green Bay 13, Sept. 29, 1975
Kansas City 42, DENVER 34, Nov. 18, 1974
WASHINGTON 30, Denver 3, Sept. 30, 1974
DENVER 23, Oakland 23, Oct. 22, 1973

THURSDAY-SUNDAY NIGHT GAMES

Overall record: 12-9-0
(Home team in caps)

DENVER 31, SAN DIEGO 16, Sun., Nov. 29, 1998
DENVER 38, SAN DIEGO 28, Sun., Nov. 30, 1997
SAN DIEGO 16, Denver 10, Sun., Dec. 22, 1996
DENVER 27, Tampa Bay 23, Sun., Sept. 15, 1996
PHILADELPHIA 31, Denver 13, Sun., Nov. 12, 1995
Denver 37, NEW ENGLAND 3, Sun., Oct. 8, 1995
DENVER 22, Buffalo 7, Sun., Sept. 3, 1995
San Diego 37, DENVER 34, Sun., Sept. 4, 1994
GREEN BAY 30, Denver 27, Sun., Oct. 10, 1993
DENVER 27, N.Y. Giants 13, Sun., Nov. 15, 1992
DENVER 17, L.A. Raiders 13, Sun., Sept. 6, 1992
DENVER 20, Pittsburgh 13, Sun., Nov. 3, 1991
Denver 13, MINNESOTA 6, Sun., Sept. 29, 1991
SEATTLE 17, Denver; 12, Sun., Dec. 23, 1990
MINNESOTA 27, Denver 22, Sun., Nov. 4, 1990
SEATTLE 42, Denver 14, Sun., Dec. 11, 1988
SEATTLE 28, Denver 21, Sun., Dec. 19, 1987
Denver 27, SEATTLE 24, Fri., Dec. 20, 1985
Denver 24, CLEVELAND 14, Sun., Sept. 16, 1984
L.A. Rams 13, DENVER 9, Thurs., Sept. 6, 1979
DENVER 21, Oakland 6, Sun., Dec. 3, 1978

OVERTIME GAMES

Overall record: 15-9-2 • (Home team in caps)

DENVER 23, BUFFALO 20, Oct. 26, 1997
Denver 20, KANSAS CITY 17, Dec. 4, 1994
N.Y. JETS 25, Denver 22, Sept. 11, 1994
LOS ANGELES RAIDERS 33, Denver 30, Jan. 2, 1994
SEATTLE 16, Denver 13, Nov. 30, 1992
Chicago 16, DENVER 13, Nov. 18, 1990
DENVER 34, Seattle 31, Sept. 23, 1990
LOS ANGELES RAIDERS 16, Denver 13, Dec. 3, 1989
Denver 24, SEATTLE 21, Oct. 22, 1989
Denver 16, SAN FRANCISCO 13, Oct. 9, 1988
L.A. Raiders 30, DENVER 27, Sept. 26, 1988
Denver 17, GREEN BAY (Milw.) 17, Sept. 20, 1987
Denver 23, CLEVELAND 20, Jan. 11, 1987*
Los Angeles Raiders 17, DENVER 14, Dec. 8, 1985
LOS ANGELES RAIDERS 31, Denver 28, Nov. 24, 1985

DENVER 30, San Diego 24, Nov. 17, 1985
DENVER 13, Seattle 10, Oct. 20, 1985
DENVER 22, LOS ANGELES RAIDERS 19, Oct. 28, 1984
DENVER 23, Cleveland 20, Nov. 8, 1981
Denver 20, ATLANTA 17, Sept. 16, 1979
Denver 23, KANSAS CITY 17, Sept. 24, 1979
Denver 20, SEATTLE 17, Oct. 29, 1978
Denver 23, KANSAS CITY 17, Sept. 24, 1978
MINNESOTA 12, Denver 9, Sept. 11, 1978
DENVER 13, San Diego 10, Nov. 30, 1975
DENVER 35, Pittsburgh 35, Sept. 22, 1974

*(AFC Championship)

DENVER BRONCOS' MISCELLANEOUS WON-LOST STATISTICS

MOST SUCCESSFUL SEASONS (BY CATEGORY)

BEST WINNING PERCENTAGE

1998 — .875 (14-2)
1977 — .857 (12-2)
1996 — .813 (13-3)
1984 — .813 (13-3)
1997 — .750 (12-4)
1991 — .750 (12-4)
1987 — .700 (10-4-1)
1985 — .688 (11-5)
1986 — .688 (11-5)
1989 — .688 (11-5)

MOST REGULAR SEASON WINS

1998 — 14 wins (2 losses)
1996 — 13 wins (3 losses)
1984 — 13 wins (3 losses)
1997 — 12 wins (4 losses)
1991 — 12 wins (4 losses)
1977 — 12 wins (2 losses)
1989 — 11 wins (5 losses)
1986 — 11 wins (5 losses)
1985 — 11 wins (5 losses)
1987 — 10 wins (4 losses, 1 tie)

MILESTONE GAMES IN BRONCOS HISTORY (REGULAR SEASON ONLY)

1ST GAME

September 9, 1960 vs. Boston Patriots (W) 13-10

50TH GAME

November 3, 1963 vs. Buffalo Bills (L) 28-30

100TH GAME

September 10, 1967 at Oakland Raiders (L) 51-0

200TH GAME

October 6, 1974 at Kansas City Chiefs (W) 17-14

300TH GAME

December 21, 1980 at Seattle Seahawks (W) 25-17

400TH GAME

November 30, 1986 vs Cincinnati Bengals (W) 34-28

500TH GAME

September 12, 1993 vs. San Diego Chargers (W) 34-17

BRONCOS ALL-TIME RECORD BY THE MONTH

	REGULAR SEASON			POSTSEASON			
	Home	Road	Total	Home	Road	Neutral	Total
Aug.	1-0-0 (.100)	0-0-0 (.000)	1-0-0 (.100)	—	—	—	—
Sept.	52-18-2 (.736)	25-35-1 (.418)	77-53-3 (.590)	—	—	—	—
Oct.	51-29-1 (.636)	33-44-1 (.429)	84-73-2 (.535)	—	—	—	—
Nov.	50-32-3 (.606)	36-40-1 (.474)	86-72-4 (.543)	—	—	—	—
Dec.	34-19-1 (.639)	17-52-0 (.246)	51-71-1 (.419)	2-1 (.667)	0-3 (.000)	—	2-4 (.333)
Jan.	0-0-0 (.000)	0-2-0 (.000)	0-2-0 (.000)	9-1 (.900)	3-2 (.600)	2-4 (.333)	14-7 (.667)

BRONCOS VS. AFC WEST OPPONENTS (SINCE AFL-NFL MERGER, 1970)

(REGULAR SEASON ONLY)

Year	KC	OAK	SD	SEA	TB*	Home	Away	Overall
1970	1-1	0-2	0-1-1	—	—	1-1-1	0-3	1-4-1
1971	0-2	0-2	1-1	—	—	1-2	0-3	1-5
1972	0-2	1-1	1-1	—	—	1-2	1-2	2-4
1973	1-1	0-1-1	2-0	—	—	2-0-1	1-2	3-2-1
1974	1-1	1-1	1-1	—	—	1-2	2-1	3-3
1975	1-1	0-2	2-0	—	—	2-1	1-2	3-3
1976	2-0	0-2	2-0	—	1-0	3-1	2-1	5-2
1977	2-0	1-1	2-0	1-0	—	2-1	4-0	6-1
1978	2-0	2-0	1-1	2-0	—	4-0	3-1	7-1
1979	2-0	0-2	1-1	1-1	—	3-1	1-3	4-4
1980	0-2	0-2	1-1	2-0	—	1-3	2-2	3-5
1981	1-1	2-0	1-1	1-1	—	4-0	1-3	5-3
1982	0-1	0-1	0-2	0-2	—	0-3	0-3	0-6
1983	1-1	0-2	1-1	1-1	—	3-1	0-4	3-5
1984	1-1	2-0	2-0	1-1	—	3-1	3-1	6-2
1985	2-0	0-2	1-1	2-0	—	3-1	2-2	5-3
1986	1-1	2-0	1-1	1-1	—	3-1	2-2	5-3
1987	2-0	2-0	2-0	1-1	—	4-0	3-1	7-1
1988	1-1	0-2	2-0	0-2	—	2-2	1-3	3-5
1989	2-0	1-1	1-1	2-0	—	4-0	2-2	6-2
1990	1-1	0-2	1-1	1-1	—	3-1	0-4	3-5
1991	2-0	0-2	2-0	1-1	—	3-1	2-2	5-3
1992	1-1	1-1	1-1	1-1	—	4-0	0-4	4-4
1993	1-1	0-2	1-1	2-0	—	3-1	1-3	4-4
1994	1-1	0-2	1-1	2-0	—	1-3	3-1	4-4
1995	0-2	2-0	1-1	0-2	—	2-2	1-3	3-5
1996	1-1	2-0	1-1	2-0	—	4-0	2-2	6-2
1997	1-1	1-1	2-0	2-0	—	4-0	2-2	6-2
1998	2-0	2-0	2-0	2-0	—	4-0	4-0	8-0
TOTAL	33-24	22-34-1	37-20-1	28-13	1-0	75-31-2	46-62	121-93-2

* Tampa Bay was a member of the AFC Western Division during the franchise's first year of existence. In 1977, the Buccaneers moved to the NFC Central and the Seattle Seahawks moved from the NFC West to the AFC West.

BRONCOS RECORD BY THE DECADE

	REGULAR SEASON			POSTSEASON		
	Home	Road	Total (Reg. Season)	Home	Road	Neutral
1960s	25-42-3 (.379)	14-55-1 (.207)	39-97-4 (.293)	0-0 (.000)	0-0 (.000)	0-0 (.000)
1970s	44-24-4 (.639)	31-40-1 (.438)	75-64-5 (.538)	2-0 (1.000)	0-2 (.000)	0-1 (.000)
1980s	59-18-0 (.766)	34-40-1 (.460)	93-58-1 (.615)	5-1 (.833)	1-1 (.500)	0-3 (.000)
1990s	53-11-0 (.828)	35-45-0 (.438)	88-56-0 (.611)	4-1 (.800)	2-2 (.500)	2-0 (1.000)
Overall	181-95-7 (.652)	114-180-3 (.388)	295-275-10 (.517)	11-2 (.846)	3-5 (.300)	2-4 (.333)

YEAR-BY-YEAR FINAL STATISTICS



Tony Jones
1998 Pro Bowl Selection

YEAR-BY-YEAR FINAL STATISTICS (1960-98)

1960 FINAL STATISTICS (4-9-1)

Date	W/L	Score	Opponent	Attend.	RUSHING	No.	Yds.	Avg	LG	TD
Sept 9	W	13-10	at Boston	21,597	Rolle	130	501	3.9	57	2
Sept 16	W	27-21	at Buffalo	15,229	Mingo	83	323	3.9	39	4
Sept 23	L	24-28	at N.Y. Titans	20,462	Bel	43	238	5.5	68	0
Oct 2	W	31-14	Oakland	18,372	Carmichael	41	211	5.1	47	2
Oct 16	L	19-23	L.A. Chargers	19,141	Stransky	28	78	2.8	16	0
Oct 23	W	31-24	Boston	12,683	Wegert	5	37	7.4	32	0
Oct 30	L	14-17	Dallas Texans	13,002	Carpenter	4	13	3.3	9	0
Nov 6	L	25-45	Houston	14,489	McNamara	17	33	1.9	7	1
Nov 13	L	7-34	at Dallas Texans	21,000	Brodnax	15	18	1.2	7	0
Nov 20	L	10-20	at Houston	20,778	Allen	30	18	0.6	4	1
Nov 27	T	38-38	Buffalo	7,785	Taylor	2	-6	-3.0	-	0
Dec 4	L	27-30	N.Y. Titans	5,861	Herring	5	-46	-9.2	-	0
Dec 10	L	33-41	at L.A. Chargers	9,928	Trippucka	37	-226	-6.1	-	0
Dec 16	L	10-48	at Oakland	7,000	BRONCOS OPPONENTS	440	1195	2.7	68	10
						541	2145	4.0	-	23

Team Statistics	Den	Opp	Receiving	No.	Yds	Avg	LG	TD
TOTAL FIRST DOWNS	248	254	Taylor	92	1235	13.4	80	12
Rushing	84	112	Carmichael	32	616	19.3	59	5
Passing	141	123	Carpenter	29	350	12.1	36	1
Penalty	23	19	Rolle	21	122	5.8	33	1
TOTAL NET YARDS	4442	5132	Greer	22	284	12.9	33	1
Avg. Per Game	317.3	366.5	Mingo	9	156	8.2	18	1
NET YARDS RUSHING	1195	2145	Jessup	11	99	9.0	16	0
Avg. Per Game	85.4	153.2	Epperson	7	143	20.4	55	1
Total Rushes	440	541	Allen	5	34	6.8	17	0
NET YARDS PASSING	3247	2987	Brodnax	5	39	7.8	19	1
Avg. Per Game	231.9	213.4	Stransky	3	11	3.7	11	0
Att./Completions	508/259	386/188	Carothers	2	25	12.5	20	0
Completion Pct.	51.0	48.7	Bel	2	13	6.5	11	0
Had Intercepted	35	27	BRONCOS OPPONENTS	259	3247	12.5	80	24
PUNTS/AVERAGE	70/37.3	67/39.0		188	2987	15.8	-	25
PENALTIES/YARDS	54/501	62/633	INTERCEPTIONS	No.	Yds	Avg	LG	TD
FUMBLES/BALL LOST	32/17	26/17	Gonsoulin	11	98	8.9	-	0
TOUCHDOWNS	37	49	McNamara	4	63	15.8	-	0
Rushing	10	19	Pyeatt	4	60	15.0	-	1
Passing	24	25	Romine	3	69	23.0	-	0
Defense/Returns	3	5	King	2	18	9.0	-	0

Score By Periods	1	2	3	4	OT	Total
BRONCOS	42	93	86	88		309
OPPONENTS	96	108	90	99		393

SCORING	TD	Ru	Pa	Rt	PAT	FG	S	TP
Mingo	6	4	1	1	33/36	18/28		72
Taylor	12	0	12	0	0/0	0/0		42
Carmichael	7	2	5	0	0/0	0/0		18
Rolle	3	2	1	0	0/0	0/0		12
McNamara	2	1	1	0	0/0	0/0		6
Allen	1	1	0	0	0/0	0/0		6
Brodnax	1	0	1	0	0/0	0/0		6
Carpenter	1	0	1	0	0/0	0/0		6
Greer	1	0	1	0	0/0	0/0		6
Pyeatt	1	0	0	1	0/0	0/0		6
Yelverton	1	0	0	1	0/0	0/0		6
Jessup	1	0	1	0	0/0	0/0		6
BRONCOS	37	10	24	3	33/36	18/28		309
OPPONENTS	49	19	25	5	44/47	17/27		393

SACKS: Yelverton 6, Day 2, King 2, McFaddin 1.5, Hatley 1.5, Gavin 1, Nichols 1, Davis 1, Young 0.5, Team 7. TOTAL: 23.5

KICKOFF RETURNS	No.	Yds	Avg	LG	TD
Carmichael	22	581	26.4	58	0
Mingo	9	209	23.2	-	0
McNamara	9	192	21.3	-	0
Wegert	6	143	23.8	-	0
Stransky	7	153	21.9	-	0
Brodnax	5	117	23.4	-	0
Allen	5	72	14.4	-	0
Bel	2	60	30.0	-	0
Greer	1	11	11.0	11	0
Strickland	1	9	9.0	9	0
BRONCOS	67	1547	23.1	58	0
OPPONENTS	54	1087	20.1	-	1

PASSING	Att.	Comp.	Yds.	Cmp.%	Yd./Att.	TD	TD%	Int.	Int.%	LG
Trippucka	478	248	3038	51.9	6.36	24	5.0	34	7.1	80
Herring	27	9	137	40.9	6.23	0	0.0	1	4.5	21
Mingo	7	1	46	14.3	5.57	0	0.0	0	0.0	46
Carmichael	1	1	26	100.0	26.00	0	0.0	0	0.0	26
BRONCOS	508	259	3247	51.0	6.39	24	4.7	35	6.9	80
OPPONENTS	386	188	2987	48.7	7.69	25	6.0	27	6.5	-

1961 FINAL STATISTICS (3-11)

Date	W/L	Score	Opponent	Attend.	RUSHING	No.	Yds.	Avg	LG	TD
Sept 10	W	22-10	at Buffalo	16,636	Stone	127	505	4.0	34	4
Sept 16	L	17-45	at Boston	14,479	Bukaty	76	187	2.5	45	5
Sept 24	L	28-35	at N.Y. Titans	14,381	Ames	19	114	6.0	26	0
Oct 1	L	19-33	at Oakland	8,361	Frazier	23	110	4.8	43	1
Oct 8	L	12-19	Dallas	14,500	Herring	15	74	4.9	20	2
Oct 15	W	27-24	Oakland	11,129	Mingo	18	51	2.8	15	0
Oct 22	W	27-10	N.Y. Titans	12,508	Sturm	8	31	3.9	9	0
Oct 29	L	0-37	at San Diego	32,584	Carmichael	15	24	1.6	8	0
Nov 5	L	14-55	Houston	11,564	Traynham	6	12	2.0	8	0
Nov 12	L	16-19	San Diego	7,859	Stinnette	19	8	0.4	9	0
Nov 19	L	10-23	Buffalo	7,645	Allen	3	-4	-1.3	2	0
Nov 26	L	14-45	at Houston	27,874	Trippucka	4	-8	-2.0	0	0
Dec 3	L	24-28	Boston	9,303	BRONCOS	333	1104	3.3	45	11
Dec 10	L	21-49	at Dallas	8,000	OPPONENTS	435	1633	3.8	-	17

Team Statistics	Den	Opp	Receiving	No.	Yds	Avg	LG	TD
TOTAL FIRST DOWNS	219	233	Taylor	100	1176	12.7	52	4
Rushing	66	83	Frazier	47	799	17.0	87	6
Passing	127	127	Stone	38	344	9.1	37	4
Penalty	26	23	Prebola	29	349	12.0	54	1
TOTAL NET YARDS	3811	4418	Mingo	8	110	13.8	69	2
Avg. Per Game	272.2	335.0	Bukaty	14	94	6.7	13	0
NET YARDS RUSHING	1091	1633	Stinnette	11	58	5.3	15	1
Avg. Per Game	77.9	116.6	Mingo	8	110	13.8	69	2
Total Rushes	333	435	Ames	6	20	3.3	9	0
Avg. Per Rush	3.3	3.7	Hill	4	33	8.3	15	0
NET YARDS PASSING	2720	2785	Sturm	2	-1	-0.5	0	0
Avg. Per Game	194.3	198.9	Traynham	1	-1	-1.0	-1	0
Att./Completions	568/265	474/194	BRONCOS	265	3004	11.3	87	18
Completion Pct.	46.7	40.9	OPPONENTS	194	3335	15.8	-	30
Had Intercepted	45	26	INTERCEPTIONS	No.	Yds	Avg	LG	TD

Completion Pct.	40/45	26/28	INTERCEPTIONS	No.	Yds	Avg	LG	TD	
Had Intercepted	45	26		7	77	11.0	30	0	
PUNTS/AVERAGE	80/39.3	77/40.5		Nugent	6	76	12.7	38	0
PENALTIES/YARDS	60/560	98/799		Gonsoulin	5	56	11.2	26	0
FUMBLES/BALL LOST	32/18	23/14		McMillin	3	85	28.3	34	0
TOUCHDOWNS	32	56		McNamara	3	16	5.3	13	0
Rushing	11	17		Hudson	1	40	40.0	40	0
Passing	18	30		Stinnette	1	5	5.0	5	0
Defense/Returns	3	9		Lamberti	26	355	13.7	40	0
PAT (Total)	28	37		BRONCOS	45	818	18.2	—	5
Kicking	27/27	36/38	OPPONENTS						
Running	0/1	1/1							
Passing	1/1	0/1	PUNTING	No.	Yds	Avg	LG	B	
FIELD GOALS	8/25	13/26	Herring	80	3149	39.3	63		

Score By Periods	1	2	3	4	OT	Total
BRONCOS	52	34	37	128		251
OPPONENTS	75	143	95	119		432

SCORING	TD	Ru	Pa	Rt	PAT	FG	S	TP
Frazier	8	1	6	1	0/0	0/0	0	50
Stone	8	4	4	-	0/0	0/0	0	48
Bukaty	5	5	0	-	0/0	0/0	1	32
Mingo	2	0	2	-	11/11	3/10	0	32
Hill	0	0	0	-	16/16	5/15	0	31
Taylor	4	0	4	-	0/0	0/0	0	24
Herring	2	2	0	-	0/0	0/0	0	12
Prebola	1	0	1	-	0/0	0/0	0	8
Gavin	1	0	0	1	0/0	0/0	0	6
Stinnette	1	0	1	-	0/0	0/0	0	6
BRONCOS	32	11	18	3	27/27	8/25	1	251
OPPONENTS	56	17	30	9	52/52	13/26	0	432

KICKOFF RETURNS	No.	Yds	Avg	LG	TD
Frazier	18	504	28.0	190	1
Carmichael	16	310	19.4	31	0
McNamara	12	240	20.0	30	0
Ames	9	215	23.9	76	0
Mingo	4	120	30.0	30	0
Bukaty	3	41	13.7	20	0
Gonsoulin	1	34	34.0	34	0
Hill	1	23	23.0	23	0
Prebola	1	8	8.0	8	0
Stinnette	1	6	6.0	6	0
BRONCOS	66	1501	22.7	190	1
OPPONENTS	42	720	17.1	-	0

SACKS: Cash 7, Hauser 5.5, McFaddin 5, Hudson 2, Stinnette 2, McDaniel 2, Konovsky 1, Gavin 1, Holz 0.5, Team 3. TOTAL: 29

PASSING	Att.	Comp.	Yds.	Cmp.%	Yd./Att.	TD	TD%	Int.	Int.%	LG
Trippucka	344	167	1690	48.5	4.91	10	2.9	21	6.1	87
Herring	211	93	1160	44.1	5.50	5	2.4	22	10.4	54
Mingo	9	4	136	44.4	15.11	2	22.2	0	0.0	52
Stone	2	1	18	50.0	9.0	1	50.0	0	0.0	18
Frazier	1	0	0	0.0	0.00	0	0.0	1	100.0	0
Taylor	1	0	0	0.0	0.00	0	0.0	1	100.0	0
BRONCOS	568	265	2720	46.7	4.79	18	3.2	45	7.9	87
OPPONENTS	474	194	2785	40.9	5.88	30	6.3	26	5.5	-

1962 FINAL STATISTICS (7-7)

Date	W/L	Score	Opponent	Attend.	RUSHING	No.	Yds.	Avg	LG	TD
Sept 7	W	30-21	San Diego	28,000	Stone	94	360	3.8	27	3
Sept 15	W	23-20	at Buffalo	30,577	Dickinson	73	247	3.4	42	0
Sept 21	L	16-41	at Boston	21,038	Mingo	54	287	5.3	82	4
Sept 30	W	32-10	at N.Y. Titans	17,213	Frazier	39	168	4.3	35	2
Oct 5	W	44-7	Oakland	22,452	Olzewski	33	114	3.4	46	0
Oct 14	W	23-6	at Oakland	7,000	Stinnette	21	87	4.1	14	1
Oct 21	W	20-10	Houston	34,496	Shaw	4	10	2.5	9	1
Oct 28	L	38-45	Buffalo	26,051	Tripucka	2	-1	-5	1	1
Nov 4	W	23-23	at San Diego	20,827	Taylor	2	26	13.0	18	0
Nov 11	L	29-30	Boston	28,187	BRONCOS	322	1298	4.0	82	12
Nov 18	L	3-24	Dallas	23,523	OPPONENTS	439	1868	4.3	--	11
Nov 22	L	45-46	N.Y. Titans	15,776	RECEIVING	No.	Yds	Avg	LG	TD
Dec 2	L	17-34	at Houston	30,650	Taylor	77	908	11.8	45	4
Dec 9	L	10-17	at Dallas	19,137	Dickinson	60	554	9.2	33	4

Team Statistics	Den	Opp
TOTAL FIRST DOWNS	270	234
Rushing	72	88
Passing	177	131
Penalty	21	15
TOTAL NET YARDS	4702	4358
Avg. Per Game	336.2	324.4
NET YARDS RUSHING	1298	1868
Avg. Per Game	93.1	133.4
Total Rushes	322	439
Avg. Per Rush	4.0	4.3
NET YARDS PASSING	3404	2670
Avg. Per Game	243.1	190.7
Att./Completions	559/292	423/202
Completion Pct.	52.2	47.8
Had Intercepted	40	27
PUNTS/AVERAGE	59/43.6	65/41.9
PENALTIES/YARDS	64/613	76/678
FUMBLES/BALL LOST	28/14	34/19
TOUCHDOWNS	39	41
Rushing	12	11
Passing	21	24
Defense/Returns	6	8
PAT (Total)	32	54
Kicking	27	52
Passing	4	0
Running	2	2
FIELD GOALS	27/39	16/27

Score By Periods	1	2	3	4	OT	Total
BRONCOS	48	94	61	150		353
OPPONENTS	64	105	58	107		334

SCORING	TD	Ru	Pa	Rt	PAT	FG	S	TP
Mingo	4	4	0	0	32/34	27/39	0	137
Scarpitto	6	0	6	0	0/0	0/0	0	36
Stone	5	3	2	0	0/0	0/0	0	30
Dickinson	4	0	4	0	0/0	0/0	0	24
Taylor	4	0	4	0	0/0	0/0	0	24
Frazier	3	2	1	0	0/0	0/0	0	18
Tarr	2	0	2	0	0/0	0/0	0	12
McMillin	2	0	0	2	0/0	0/0	0	12
Prebola	1	0	1	0	0/0	0/0	0	8
Tripucka	1	1	0	0	0/0	0/0	0	6
Shaw	1	1	0	0	0/0	0/0	0	6
Olzewski	1	0	1	0	0/0	0/0	0	6
Stinnette	1	1	0	0	0/0	0/0	0	6
Zeman	1	0	0	1	0/0	0/0	0	6
Gonsoulin	1	0	0	1	0/0	0/0	0	6
McGeever	1	0	0	1	0/0	0/0	0	6
McFadin	1	0	0	1	0/0	0/0	0	6
Fraser	0	0	0	0	2/2	0/0	0	2
BRONCOS	39	12	21	6	34/36	27/39	0	353
OPPONENTS	41	11	24	6	36/38	16/27	0	334

PASSING	Att.	Comp.	Yds.	Cmp.%	Yd./Att.	TD	TD%	Int.	Int.%	LG
Tripucka	440	240	2917	54.5	6.64	17	3.9	25	5.7	96
Shaw	110	49	783	44.5	7.12	4	3.6	14	12.7	97
Stone	3	1	13	33.3	4.33	0	0.0	0	0.0	13
Mingo	2	1	18	50.0	9.0	0	0.0	1	50.0	18
Enis	2	1	8	50.0	4.0	0	0.0	0	0.0	8
Taylor	2	0	0	0.0	0.0	0	0.0	0	0.0	0
Yards Lost Attempting to Pass			(-335)							
BRONCOS	559	292	3404	52.2	5.09	21	3.8	40	7.2	97
OPPONENTS	423	202	2897	47.8	6.85	24	5.7	27	6.4	--

1963 FINAL STATISTICS (2-11-1)

Date	W/L	Score	Opponent	Attend.	RUSHING	No.	Yds.	Avg	LG	TD
Sept 7	L	7-59	Kansas City	21,115	Joe	154	649	4.2	68	4
Sept 14	L	14-20	at Houston	23,147	Stone	96	382	3.9	39	3
Sept 29	W	14-10	Boston	18,636	Slaughter	32	124	3.9	19	1
Oct 6	W	50-34	San Diego	18,428	Dixon	23	105	4.5	18	2
Oct 13	L	24-33	Houston	24,087	Mingo	24	90	3.7	17	0
Oct 16	L	21-40	at Boston	25,418	Breaux	10	51	5.1	15	0
Oct 26	T	35-35	at N.Y. Jets	20,377	Mitchell	23	45	2.0	7	0
Nov 3	L	28-30	Buffalo	19,424	Dickinson	6	32	5.3	13	0
Nov 9	L	17-27	at Buffalo	30,989	Galters	9	20	2.2	8	0
Nov 17	L	9-14	N.Y. Jets	14,247	Walker	2	14	7.0	9	0
Nov 28	L	10-26	Oakland	14,763	McCormick	3	-5	-1.7	-2	0
Dec 8	L	21-52	at Kansas City	17,443	Barnes (lateral)	0	2	--	2	0
Dec 15	L	31-35	at Oakland	15,223	BRONCOS	382	1509	4.0	68	10
Dec 22	L	20-58	at San Diego	31,312	OPPONENTS	420	1687	4.0	--	15

Team Statistics	Den	Opp
TOTAL FIRST DOWNS	230	254
Rushing	84	92
Passing	133	145
Penalty	13	17
TOTAL NET YARDS	3991	5081
Avg. Per Game	285.1	362.9
NET YARDS RUSHING	1504	1687
Avg. Per Game	107.4	120.5
Total Rushes	382	420
Avg. Per Rush	3.9	4.0
NET YARDS PASSING	2487	3394
Avg. Per Game	177.6	242.4
Att./Completions	453/217	408/204
Completion Pct.	47.9	50.0
Had Intercepted	28	15
PUNTS/AVERAGE	81/44.4	61/43.7
PENALTIES/YARDS	65/548	61/516
FUMBLES/BALL LOST	34/16	33/20
TOUCHDOWNS	36	61
Rushing	10	15
Passing	23	40
Kickoff Returns	1	1
Pass Interceptions	1	2
Fumble Returns	1	3
Safety	0	2
PAT (Total)	37	57
Kicking	35	55
Running	0	0
Passing	13	17
FIELD GOALS	16/29	15/32

Score By Periods	1	2	3	4	OT	Total
BRONCOS	40	96	64	101		301
OPPONENTS	121	113	127	112		473

SCORING	TD	Ru	Pa	Rt	PAT	FG	S	TP
Mingo	0	0	0	0	35/35	16/29	0	83
Taylor	10	0	10	0	0/0	0/0	0	60
Joe	5	4	1	0	0/0	0/0	0	30
Scarpitto	5	0	5	0	0/0	0/0	0	30
Stone	4	3	1	0	0/0	0/0	0	24
Groman	3	0	3	0	0/0	0/0	0	18
Prebola	2	0	2	0	0/0	0/0	0	14
Dixon	2	2	0	0	0/0	0/0	0	12
Gonsoulin	1	0	0	1	0/0	0/0	0	6
Mitchell	1	0	0	1	0/0	0/0	0	6
McFadin	1	0	0	1	0/0	0/0	0	6
Slaughter	1	1	0	0	0/0	0/0	0	6
OTHERS	1	0	1	0	0/0	0/0	0	6
BRONCOS	36	10	23	3	35/35	16/29	0	301
OPPONENTS	61	15	40	6	55/56	15/32	2	473

KICKOFF RETURNS	No.	Yds	Avg	LG	TD
Mitchell	37	954	25.7	190	1
Galters	11	225	20.4	29	0
Dixon	9	195	21.6	37	0
Frazier	7	185	23.6	49	0
Mingo	7	151	21.6	31	0
Brown	3	70	23.3	54	0
Olson	2	0	0.0	0	0
Scarpitto	1	8	8.0	8	0
Groman	(lateral) 0	9	--	--	0
Gonsoulin	(lateral) 0	4	--	--	0
BRONCOS	78	1801	23.1	190	1
OPPONENTS	51	1310	25.7	--	1

SACKS: Gavin 4.5, McFaddin 3.5, Lassiter 2.5, Peters 2, Nery 1.5, Fraser 1.5, Erlandson 1, McDaniel 1, Holz 0.5, Team 5. TOTAL: 23

PASSING	Att.	Comp.	Yds.	Cmp.%	Yd./Att.	TD	TD%	Int.	Int.%	LG
Slaughter	223	112	1689	50.2	7.57	12	5.4	14	6.3	74
Breaux	138	70	935	50.7	6.76	7	5.1	6	4.3	71
McCormick	72	28	417	48.8	5.79	4	5.6	3	4.2	72
Stone	3	0	0	0.0	0.0	0	0.0	0	0.0	--
Taylor	1	0	0	0.0	0.0	0	0.0	0	0.0	--
Mingo	1	0	0	0.0	0.0	0	0.0	0	0.0	--
OTHERS	15	7	31	46.6	2.07	0	0.0	5	33.3	14
Yards Lost Attempting to Pass			(-590)							
BRONCOS	453	217	2487	47.9	5.49	23	5.1	28	6.2	74
OPPONENTS	406	204	3394	50.0	8.32	40	9.8	15	3.7	--

1964 FINAL STATISTICS (2-11-1)

Date	W/L	Score	Opponent	Attend.	RUSHING	No.	Yds.	Avg	LG	TD
Sept 12	L	6-30	at N.Y. Jets	45,665	Mitchell	174	590	3.4	33	5
Sept 20	L	13-30	at Buffalo	28,501	Joe	111	415	3.7	51	2
Sept 27	L	17-38	Houston	22,651	Lee	43	164	3.8	16	3
Oct 4	L	10-39	Boston	15,485	Slaughter	20	58	2.9	18	0
Oct 11	W	33-27	Kansas City	16,285	Mingo	6	26	4.3	9	0
Oct 18	L	14-42	at San Diego	23,332	Stone	12	26	2.2	5	0
Oct 25	L	7-40	at Oakland	17,858	Dixon	18	25	1.4	17	0
Nov 1	L	39-49	at Kansas City	15,053	Scarpitto	1	5	5.0	5	0
Nov 8	L	20-31	San Diego	19,670	Barry	3	7	2.3	11	0
Nov 15	W	20-16	N.Y. Jets	11,309	BRONCOS	388	1316	3.4	51	10
Nov 20	L	7-12	at Boston	24,979	OPPONENTS	419	2072	4.9	58	21
Nov 29	T	20-20	Oakland	15,958						
Dec 13	L	19-30	Buffalo	14,431						
Dec 20	L	15-34	at Houston	15,839						

Team Statistics	Den	Opp
TOTAL FIRST DOWNS	211	270
Rushing	75	100
Passing	118	146
Penalty	18	24
TOTAL NET YARDS	3348	4970
Avg. Per Game	239.1	355.0
Total Plays	905	902
Avg. Gain Per Play	3.7	5.5
NET YARDS RUSHING	1316	2072
Avg. Per Game	94.0	148.0
Total Rushes	388	419
Avg. Per Rush	3.4	4.9
NET YARDS PASSING	2032	2898
Avg. Per Game	145.1	207.0
Att./Completions	455/230	439/217
Completion Pct.	50.5	49.4
Had Intercepted	32	32
PUNTS/AVERAGE	81/43.2	59/41.6
PENALTIES/YARDS	76/774	63/573
FUMBLES/BALL LOST	28/8	40/21
TOUCHDOWNS	28	52
Rushing	10	21
Passing	14	29
Punt Returns	1	1
Pass Interceptions	1	1
Fumble Returns	2	0
Safety	1	4
PAT (Total)	25	52
Kicking	22/25	52/52
Running	1	0
Passing	2	0
FIELD GOALS	14/33	22/25

RECEIVING	No.	Yds	Avg	LG	TD
Taylor	76	872	11.5	57	7
Dixon	38	597	15.7	65	1
Scarpitto	35	375	10.7	41	4
Mitchell	33	225	5.8	58	1
Denson	25	383	15.3	82	1
Joe	12	16	1.3	15	0
Barry	4	31	7.8	13	0
Stone	4	38	9.5	16	0
Mingo	3	15	5.0	8	0
BRONCOS	230	2552	11.1	82	14
OPPONENTS	217	3345	15.4	66	29

INTERCEPTIONS	No.	Yds	Avg	LG	TD
Brown	9	140	15.6	45	0
Gonsoulin	7	125	17.9	36	0
McGeever	6	60	10.0	19	0
Matuszak	2	16	8.0	8	0
Hopkins	2	11	5.5	9	0
Moore	1	70	70.0	70	0
Janik	1	22	22.0	122	1
Wright	1	11	11.0	11	0
McMillin	1	3	3.0	3	0
Fraser	1	1	1.0	1	0
West	1	0	0.0	0	0
BRONCOS	32	459	14.3	70	1
OPPONENTS	32	441	13.8	-	1

PUNTING	No.	Yds	Avg	LG	B
Fraser	70	3123	44.6	67	-
Janik	10	374	37.4	49	-
BRONCOS	*81	3497	43.2	67	1
OPPONENTS	59	2454	41.6	71	-
*One Denver punt blocked					

PUNT RETURNS	Ret	Yds	Avg	LG	TD
Barry	16	149	9.3	52	1
Mitchell	9	110	12.2	54	0
BRONCOS	25	259	10.4	54	1
OPPONENTS	40	526	13.2	-	1

KICKOFF RETURNS	No.	Yds	Avg	LG	TD
Barry	47	1245	26.5	60	0
Mitchell	10	221	22.1	28	0
Mingo	8	163	20.4	42	0
Dixon	6	89	14.8	24	0
Olson	2	27	13.5	15	0
Shackelford	1	13	13.0	13	0
Jordan	1	0	0.0	0	0
Sturm	1	0	0.0	0	0
BRONCOS	75	1731	23.1	60	0
OPPONENTS	58	1197	20.6	-	0

SACKS: Hopkins 8, Fraser 7.5, Janerette 6, Cooke 4, Matuszak 4, Jacobs 3.5, Moore 3.5, Erlandson 3, McGeever 1, Jordan 1, Team 3. TOTAL: 44.5

PASSING	Att.	Comp.	Yds.	Cmp.%	Yd./Att.	TD	TD%	Int.	Int.%	LG
Lee	265	133	1622	50.2	6.12	11	4.2	20	7.5	82
Slaughter	188	97	930	51.6	4.95	3	1.6	11	5.9	39
Mitchell	1	0	0	0.0	0.00	0	0.0	0	0.0	0
Taylor	1	0	0	0.0	0.00	0	0.0	1	100.0	0
Yards Lost Attempting to Pass (-520)										
BRONCOS	455	230	2032	50.5	4.47	14	3.1	32	7.0	82
OPPONENTS	439	217	2898	49.4	6.60	29	6.6	32	7.0	66

1965 FINAL STATISTICS (4-10)

Date	W/L	Score	Opponent	Attend.	RUSHING	No.	Yds.	Avg	LG	TD
Sept 11	L	31-34	at San Diego	27,022	Gilchrist	252	954	3.8	44	6
Sept 19	L	15-30	Buffalo	30,682	Hayes	130	528	4.1	43	5
Sept 24	W	27-10	at Boston	26,782	Haynes	41	166	4.1	47	3
Oct 3	W	16-13	N.Y. Jets	34,988	Scarpitto	4	94	23.5	44	0
Oct 10	L	23-31	Kansas City	31,001	Slaughter	20	75	3.8	13	0
Oct 17	W	28-17	Houston	32,492	Barry	2	19	9.5	11	0
Oct 24	L	13-31	at Buffalo	45,046	Lee	2	1	0.5	2	0
Oct 31	L	10-45	at N.Y. Jets	53,717	McCormick	1	-2	-2.0	-2	0
Nov 7	L	21-35	San Diego	33,073	Denson	1	-4	-4.0	-4	0
Nov 14	W	31-21	at Houston	28,126	BRONCOS	453	1829	4.0	47	14
Nov 21	L	20-28	Oakland	30,369	OPPONENTS	384	1337	3.5	41	24
Dec 5	L	13-24	at Oakland	19,023						
Dec 12	L	20-28	Boston	27,207						
Dec 19	L	35-45	at Kansas City	14,421						

Team Statistics	Den	Opp
TOTAL FIRST DOWNS	255	244
Rushing	111	87
Passing	117	138
Penalty	27	19
TOTAL NET YARDS	4469	4297
Avg. Per Game	319.2	306.9
Total Plays	959	850
Avg. Gain Per Play	4.7	5.1
NET YARDS RUSHING	1829	1337
Avg. Per Game	130.6	95.5
Total Rushes	453	384
Avg. Per Rush	4.0	3.5
NET YARDS PASSING	2640	2960
Avg. Per Game	188.6	211.4
Att./Completions	482/222	440/202
Completion Pct.	46.1	45.9
Had Intercepted	30	25
PUNTS/AVERAGE	68/42.3	73/45.8
PENALTIES/YARDS	69/750	86/836
FUMBLES/BALL LOST	29/16	27/14
TOUCHDOWNS	38	50
Rushing	14	24
Passing	18	23
Punt Returns	1	1
Pass Interceptions	3	2
Fumble Returns	2	0
Safety	0	0
PAT (Total)	34	50
Kicking	32/32	50/50
Running	1/2	0/0
Passing	1/4	0/0
FIELD GOALS	13/29	14/23

RECEIVING	No.	Yds	Avg	LG	TD
Taylor	85	1131	13.3	63	6
Scarpitto	32	585	18.3	90	5
Haynes	26	216	8.3	71	2
Dixon	25	354	14.2	59	2
Hayes	24	294	12.3	66	2
Gilchrist	18	154	8.6	29	1
Denson	9	102	11.3	20	0
Barry	2	11	5.5	9	0
McCullough	1	1	1.0	1	0
BRONCOS	222	2848	12.8	90	18
OPPONENTS	202	3265	16.2	78	23

INTERCEPTIONS	No.	Yds	Avg	LG	TD
Gonsoulin	6	91	15.2	32	0
Griffin	4	109	27.3	44	1
Wilson	3	118	39.3	65	1
Cooke	3	36	12.0	28	0
Farr	2	22	11.0	17	0
Brown	2	18	9.0	18	0
McGeever	1	36	36.0	36	0
Bramlett	1	25	25.0	125	1
Hopkins	1	7	7.0	7	0
Erlandson	1	3	3.0	3	0
Janerette	1	0	0.0	0	0
BRONCOS	25	465	18.6	65	3
OPPONENTS	30	426	14.2	-	2

PUNTING	No.	Yds	Avg	LG	B
Scarpitto	67	2833	42.3	67	0
McCormick	1	45	45.0	45	0
BRONCOS	68	2878	42.3	67	0
OPPONENTS	73	3347	45.8	73	0

PUNT RETURNS	Ret	Yds	Avg	LG	TD
Barry	21	210	10.0	38	0
Haynes	14	121	8.6	57	1
Bussell	2	24	12.0	21	0
BRONCOS	37	355	9.6	57	1
OPPONENTS	26	343	13.2	-	1

KICKOFF RETURNS	No.	Yds	Avg	LG	TD
Haynes	34	901	26.5	60	0
Barry	26	611	23.5	64	0
Bussell	5	103	20.6	32	0
Hayes	4	93	23.3	30	1
Carmichael	1	15	15.0	15	0
Dixon	1	8	8.0	8	0
BRONCOS	71	1731	24.4	64	0
OPPONENTS	58	1197	20.6	-	0

SACKS: Bramlett 6, Moore 3.5, Jacobs 3.5, Erlandson 3, Janerette 3, Leezow 2, Brown 1, Cooke 1, Cummings 1, McGeever 1, Team 1. TOTAL: 26

PASSING	Att.	Comp.	Yds.	Cmp.%	Yd./Att.	TD	TD%	Int.	Int.%	LG
Slaughter	147	75	864	51.0	5.88	6	4.1	12	8.2	51
McCormick	253	103	1292	40.7	5.11	7	2.8	14	5.5	90
Lee	80	44	692	55.0	8.65	5	6.3	3	3.8	66
Yards Lost Attempting to Pass (-208)										
BRONCOS	482	222	2640	46.1	5.48	18	3.7	30	6.2	90
OPPONENTS	440	202	2960	45.9	6.73	23	5.2	25	5.7	78

1966 FINAL STATISTICS (4-10)

Date	W/L	Score	Opponent	Attend.	RUSHING	No.	Yds.	Avg	LG	TD
Sept 3	L	7-45	at Houston	30,156	Hayes	105	411	3.9	56	1
Sept 18	L	10-24	Boston	25,337	Haynes	129	310	2.4	20	2
Sept 25	L	7-16	N.Y. Jets	29,878	Mitchell	70	199	2.8	21	0
Oct 2	W	40-38	Houston	27,203	Scarpitto	4	110	27.5	63	1
Oct 8	L	10-37	at Kansas City	33,929	Lester	34	84	2.5	10	0
Oct 16	L	7-24	at Miami	23,393	Chobolan	21	45	2.1	12	2
Oct 23	L	10-56	Kansas City	26,196	Slaughter	1	10	10.0	10	0
Oct 30	L	17-24	at San Diego	25,819	Kellogg	6	3	.5	5	0
Nov 6	W	17-10	at Boston	18,154	McCormick	4	2	.5	3	0
Nov 20	L	3-17	Oakland	26,703	Glacken	2	-1	-5	5	0
Nov 27	W	20-17	San Diego	24,860	TEAM	1	-11	-11.0	-	-
Dec 4	W	17-7	Miami	32,592	BRONCOS	376	1173	3.1	63	6
Dec 11	L	10-28	at Oakland	31,765	OPPONENTS	441	2029	4.6	61	17
Dec 18	L	21-38	at Buffalo	40,538						

Team Statistics	Den	Opp
TOTAL FIRST DOWNS	171	251
Rushing	61	101
Passing	95	122
Penalty	14	28
TOTAL NET YARDS	3157	4544
Avg. Per Game	225.5	324.6
Total Plays	816	871
Avg. Gain Per Play	3.9	5.2
NET YARDS RUSHING	1173	2029
Avg. Per Game	83.0	144.9
Total Rushes	376	441
Avg. Per Rush	3.1	4.6
NET YARDS PASSING	1995	2515
Avg. Per Game	142.5	179.6
Att./Completions	402/166	397/192
Completion Pct.	41.3	48.4
Had Intercepted	30	13
PUNTS/AVERAGE	77/45.2	60/42.7
Had Blocked	1	0
PUNT RETURNS	26/235	38/315
Avg. Per Return	9.0	8.3
KICKOFF RETURNS	58/1557	43/1001
Avg. Per Return	26.8	23.3
INTERCEPTIONS/RET.	13/109	30/545
PENALTIES/YARDS	66/773	75/571
FUMBLES/BALL LOST	36/17	35/18
TOUCHDOWNS	22	47
Rushing	6	17
Passing	12	26
Others	4	4
PAT (Kicking)	20/20	46/46
PAT (Passing)	1/2	1/1
PAT (Rushing)	0	0
FIELD GOALS	14/25	17/40

SCORING	TD	Ru	Pa	Rt	PAT	FG	S	TP
Kroner	0	0	0	0	20/20	14/25	0	62
Scarpitto	5	1	4	0	0/0	0/0	0	32
Haynes	3	2	1	0	0/0	0/0	0	18
Denson	3	0	3	0	0/0	0/0	0	18
Mitchell	2	0	2	0	0/0	0/0	0	12
Sellers	2	0	0	2	0/0	0/0	0	12
Chobolan	2	2	0	0	0/0	0/0	0	12
Taylor	1	0	1	0	0/0	0/0	0	6
Hayes	1	1	0	0	0/0	0/0	0	6
Bramlett	1	0	0	1	0/0	0/0	0	6
Lester	1	0	1	0	0/0	0/0	0	6
Wilson	1	0	0	1	0/0	0/0	0	6
BRONCOS	22	6	12	4	20/20	14/25	0	196
OPPONENTS	47	17	26	4	46/46	17/40	0	381

PASSING	Att.	Comp.	Yds.	Cmp.%	Yd./Att.	TD	TD%	Int.	Int.%	LG
Chobolan	163	82	1110	50.3	6.8	4	2.5	12	7.4	79
McCormick	193	88	993	35.2	5.1	6	3.1	15	7.8	64
Slaughter	25	7	124	28.0	5.0	1	4.0	0	0.0	67
Glacken	11	6	84	54.5	7.6	1	9.0	0	0.0	22
Rote	8	3	40	37.5	5.0	0	0.0	1	12.5	20
Haynes	2	0	0	0.0	0.0	0	0.0	2	100.0	0
Yards Lost Attempting to Pass	(-356)									
BRONCOS	402	166	1995	41.3	5.0	12	3.0	30	7.5	79
OPPONENTS	397	192	2515	48.5	6.3	26	6.5	13	6.6	79

SACKS: Bramlett 9.5, LaRose 4.5, Keating 3.5, Leeztow 3, Jacobs 2, Hopkins 1.5, Jeter 1.5, Gon-soulin 1, Tarasovic 1, Cox 0.5, Team 5. TOTAL 33

1967 FINAL STATISTICS (3-11)

Date	W/L	Score	Opponent	Attend.	RUSHING	No.	Yds.	Avg	LG	TD
Sept 3	W	26-21	Boston	35,488	Little	130	381	2.9	14	1
Sept 10	L	0-51	at Oakland	25,423	Mitchell	82	308	3.8	35	0
Sept 17	L	21-35	at Miami	29,381	Hickey	73	263	3.6	20	4
Sept 24	L	24-38	N.Y. Jets	35,365	Hayes	85	255	3.0	18	4
Oct 1	L	6-10	at Houston	21,798	Gilchrist	10	21	2.1	6	0
Oct 8	L	16-17	Buffalo	35,188	Lynch	2	7	3.5	7	0
Oct 22	L	21-38	San Diego	34,464	LeClair	8	6	0.8	10	1
Oct 29	L	9-52	at Kansas City	44,002	Tensi	24	4	0.2	13	0
Nov 5	L	17-21	Oakland	29,043	Crabtree	2	2	1.0	6	0
Nov 12	L	18-20	Houston	30,392	Glacken	1	10	10.0	10	0
Nov 19	W	21-20	at Buffalo	30,891	Cassese	1	5	5.0	5	0
Nov 23	L	20-24	at San Diego	34,586	Scarpitto	1	5	5.0	5	0
Dec 3	W	33-24	at N.Y. Jets	61,615	Denson	1	-2	-2.0	-2	0
Dec 17	L	24-38	Kansas City	31,660	BRONCOS	420	1265	3.0	35	10
					OPPONENTS	444	2076	4.7	65	21

Team Statistics	Den	Opp
TOTAL FIRST DOWNS	172	276
Rushing	65	115
Passing	91	143
Penalty	16	18
TOTAL NET YARDS	2947	5201
Avg. Per Game	210.5	371.5
Total Plays	852	921
Avg. Gain Per Play	3.5	5.6
NET YARDS RUSHING	1265	2076
Avg. Per Game	90.4	148.3
Total Rushes	420	444
Avg. Per Rush	3.0	4.7
NET YARDS PASSING	1682	3125
Avg. Per Game	120.1	223.2
Att./Completions	374/150	459/214
Completion Pct.	40.1	46.6
Had Intercepted	18	28
PUNTS/AVERAGE	105/44.9	65/41.5
Had Blocked	1	1
PUNT RETURNS	27/357	61/718
Avg. Per Return	13.2	11.8
KICKOFF RETURNS	60/1518	42/1046
Avg. Per Return	25.3	24.9
INTERCEPTIONS/RET.	28/413	18/262
PENALTIES/YARDS	48/512	58/628
FUMBLES/BALL LOST	30/12	23/13
TOUCHDOWNS	31	52
Rushing	10	21
Passing	17	27
Others	4	4
PAT (Kicking)	28/30	48/49
PAT (Passing)	1/1	1/2
PAT (Rushing)	0/0	1/1
FIELD GOALS	12/27	15/31

SCORING	TD	Ru	Pa	Rt	PAT	FG	S	TP
Denson	11	0	11	0	0/0	0/0	0	66
Humphreys	0	0	0	0	18/19	7/15	0	39
Hickey	5	4	1	0	0/0	0/0	0	30
Crabtree	5	0	5	0	0/0	0/0	0	30
Hayes	4	4	0	0	0/0	0/0	0	26
Little	2	1	0	1	0/0	0/0	0	12
Wilson	2	0	0	2	0/0	0/0	0	12
Kroner	0	0	0	0	5/6	2/2	0	11
Sellers	1	0	0	1	0/0	0/0	0	6
LeClair	1	1	0	0	0/0	0/0	0	6
OTHERS	0	0	0	0	5/5	3/11	0	14
TEAM	0	0	0	0	0/0	0/0	2	4
BRONCOS	31	10	17	4	28/30	12/28	2	256
OPPONENTS	52	21	27	4	48/49	15/31	0	409

PASSING	Att.	Comp.	Yds.	Cmp.%	Yd./Att.	TD	TD%	Int.	Int.%	LG
Tensi	325	131	1915	40.3	5.9	16	4.9	17	5.2	76
LeClair	45	19	275	42.2	6.1	1	6.1	1	2.2	48
Glacken	4	0	0	0.0	0.0	0	0.0	0	0.0	0
Yards Lost Attempting to Pass	(-508)									
BRONCOS	374	150	1682	40.1	4.5	17	4.5	18	4.8	76
OPPONENTS	459	214	3125	46.6	6.8	27	5.9	28	6.1	79

SACKS: R. Jackson 4.5, Costa 4.5, Cox 2.5, Cunningham 2.5, Inman 1.5, Duranko 1, Myrtle 1, Minich 1, Richter 0.5. TOTAL: 19



1968 FINAL STATISTICS (5-9)

Date	W/L	Score	Opponent	Attend.	Leclair						
Sept 15	L	10-24	at Cincinnati	25,049	Moore	12	40	3.3	12	0	
Sept 22	L	2-34	at Kansas City	45,821	Lindsey	4	22	5.5	10	0	
Sept 29	L	17-20	Boston	37,024	Van Heusen	4	17	4.3	7	0	
Oct 6	W	10-7	Cincinnati	41,257	Haffner	1	6	6.0	6	0	
Oct 13	W	21-13	at N.Y. Jets	82,052	Tensi	2	2	1.0	1	0	
Oct 20	L	24-55	at San Diego	42,953	Jones	6	2	0.3	2	0	
Oct 27	W	21-14	Miami	44,115	DiVito	1	-1	-1.0	-1	0	
Nov 3	W	35-14	at Boston	18,304	BRONCOS	411	1614	3.9	155	11	
Nov 10	L	7-43	Oakland	50,002	OPPONENTS	457	1861	4.1	165	20	
Nov 17	L	17-38	at Houston	36,075							
Nov 24	W	34-32	Buffalo	35,142	RECEIVING	No.	Yds	Avg	LG	TD	
Dec 1	L	23-47	San Diego	35,312	Crabtree	35	601	17.2	172	5	
Dec 8	L	27-33	at Oakland	47,754	Denson	34	586	17.2	144	5	
Dec 14	L	7-30	Kansas City	38,463	Beer	20	276	13.8	31	1	

Team Statistics	Den	Opp
TOTAL FIRST DOWNS	217	251
Rushing	75	94
Passing	124	144
Penalty	18	12
TOTAL NET YARDS	3971	5024
Avg. Per Game	283.6	358.9
Total Plays	889	917
Avg. Gain Per Play	4.4	5.5
NET YARDS RUSHING	1614	1861
Avg. Per Game	115.3	132.9
Total Rushes	411	457
Avg. Per Rush	3.9	4.1
NET YARDS PASSING	2357	3163
Avg. Per Game	168.4	225.9
Att./Completions	427/179	429/217
Completion Pct.	41.9	50.6
Had Intercepted	27	20
PUNTS/AVERAGE	96/42.7	76/43.0
Had Blocked	1	1
PUNT RETURNS	38/332	46/281
Avg. Per Return	8.7	6.1
KICKOFF RETURNS	60/1361	29/704
Avg. Per Return	22.7	24.3
INTERCEPTIONS/RET.	20/165	27/328
PENALTIES/YARDS	73/772	64/750
FUMBLES/BALL LOST	28/13	24/12
TOUCHDOWNS	32	48
Rushing	11	20
Passing	20	25
Others (Ret.)	1	3
Others (Safety)	1	2
PAT (Kicking)	31/31	47/47
PAT (Passing)	0/0	1/1
PAT (Rushing)	0/0	0/0
FIELD GOALS	10/23	21/34

SCORING	TD	Ru	Pa	Rt	PAT	FG	S	TP
Howfield	0	0	0	0	30/30	9/18	0	57
Crabtree	5	0	5	0	0/0	0/0	0	30
Little	5	3	1	1	0/0	0/0	0	30
Denson	5	0	5	0	0/0	0/0	0	30
Lynch	4	4	0	0	0/0	0/0	0	24
Briscoe	3	3	0	0	0/0	0/0	0	18
Van Heusen	3	0	3	0	0/0	0/0	0	18
Jones	2	0	2	0	0/0	0/0	0	12
McCarthy	2	0	2	0	0/0	0/0	0	12
Haffner	1	0	1	0	0/0	0/0	0	6
Beer	1	0	1	0	0/0	0/0	0	6
Ford	1	0	0	0	0/0	0/0	0	6
OTHERS	0	0	0	0	0/0	1/5	0	4
TEAM	0	0	0	0	0/0	0/0	1	2
BRONCOS	32	11	20	1	31/31	10/23	1	255
OPPONENTS	48	20	25	3	47/47	21/34	0	404

RUSHING	No.	Yds.	Avg	LG	TD
Little	158	584	3.7	155	3
Briscoe	41	308	7.5	34	3
Lynch	66	221	3.3	19	4
Ford	41	186	4.5	23	1
McCarthy	28	89	3.2	12	0
Erwin	24	76	3.2	9	0
Lamb	22	63	2.9	17	0

PASSING	Att.	Comp.	Yds.	Cmp.%	Yd./Att.	TD	TD%	Int.	Int.%	LG
Briscoe	224	93	1589	41.5	7.09	14	6.3	13	5.8	166
Tensi	119	48	709	40.3	5.96	5	4.2	8	6.7	172
LeClair	54	27	401	50.0	7.43	1	1.9	5	9.3	46
DiVito	6	1	16	16.6	2.67	0	0.0	0	0.0	16
Haffner	1	1	18	100.0	18.00	0	0.0	0	0.0	18
Lynch	2	1	4	50.0	2.00	0	0.0	0	0.0	4
OTHERS	19	8	105	42.1	5.53	0	0.9	1	5.3	50
Yards Lost Attempting to Pass			(-469)							
BRONCOS	427	179	2357	41.9	5.52	20	4.7	27	6.3	172
OPPONENTS	429	217	3163	50.6	7.37	25	5.8	20	4.7	194

SACKS: R. Jackson 10.5, Costa 6.5, Duranko 6, Inman 3.5, Mirich 1.5, QB Fell 1, Team 2. TOTAL: 31



1969 FINAL STATISTICS (5-8-1)

Date	W/L	Score	Opponent	Attend.	RUSHING	No.	Yds.	Avg	LG	TD
Sept 1	W	35-7	Boston	43,482	Little	146	729	5.0	148	6
Sept 21	W	21-19	N.Y. Jets	50,583	Lynch	96	407	4.2	54	2
Sept 28	L	28-41	at Buffalo	40,302	Quayle	57	183	3.2	17	0
Oct 5	L	13-26	Kansas City	50,564	Smiley	56	166	3.0	26	3
Oct 12	L	14-24	Oakland	49,511	Tensi	12	63	5.3	17	0
Oct 19	W	30-23	at Cincinnati	27,920	Liske	10	50	5.0	19	0
Oct 26	L	21-24	at Houston	45,348	Williams	10	18	1.8	8	1
Nov 2	W	13-0	San Diego	45,511	Denson	1	9	9.0	9	0
Nov 9	L	10-41	at Oakland	54,416	Burnett	5	9	1.8	5	0
Nov 16	T	20-20	Houston	45,002	Jones	1	3	3.0	3	0
Nov 23	L	24-45	at San Diego	34,664	BRONCOS	394	1637	4.2	54	12
Nov 27	L	17-31	at Kansas City	48,773	OPPONENTS	436	1709	3.9	143	15
Dec 7	L	24-27	at Miami	25,332						
Dec 14	W	27-16	Cincinnati	42,198	RECEIVING	No.	Yds	Avg	LG	TD

Team Statistics	Den	Opp
TOTAL FIRST DOWNS	243	278
Rushing	87	95
Passing	130	151
Penalty	26	30
TOTAL NET YARDS	4161	4688
Avg. Per Game	297.2	334.9
Total Plays	841	918
Avg. Gain Per Play	4.9	5.1
NET YARDS RUSHING	1637	1709
Avg. Per Game	116.9	122.1
Total Rushes	394	436
Avg. Per Rush	4.2	3.9
NET YARDS PASSING	2524	2932
Avg. Per Game	180.3	209.4
Att./Completions	403/192	437/223
Completion Pct.	47.6	51.0
Had Intercepted	23	14
Touchdowns	23	19
Avg. Gain per Attempt	6.3	6.7
Avg. Gain per Completion	13.1	13.1
PUNTS/AVERAGE	72/40.1	71/43.1
Had Blocked	1	0
PUNT RETURNS	37/450	35/246
Avg. Per Return	12.2	7.0
KICKOFF RETURNS	56/1323	21/471
Avg. Per Return	23.6	22.4
INTERCEPTIONS/RET.	14/228	23/421
PENALTIES/YARDS	79/738	84/901
FUMBLES/BALL LOST	15/8	24/14
TOUCHDOWNS	37	40
Rushing	12	15
Passing	23	19
Others (Safety)	2	6
PAT (Kicking)	36/37	38/39
PAT (Passing)	0/0	0/1
PAT (Rushing)	0/0	0/0
FIELD GOALS	13/29	22/32

Score By Periods	1	2	3	4	OT	Total
BRONCOS	72	89	61	75		297
OPPONENTS	67	86	86	105		344

SCORING	TD	Ru	Pa	Rt	PAT	FG	S	TP
Howfield	0	0	0	0	36/37	13/29	0	75
Denson	10	0	10	0	0/0	0/0	0	60
Little	7	6	1	0	0/0	0/0	0	42
Haffner	5	0	5	0	0/0	0/0	0	30
Embre	5	0	5	0	0/0	0/0	0	30
Smiley	4	3	1	0	0/0	0/0	0	24
Lynch	2	2	0	0	0/0	0/0	0	12
Thompson	1	0	0	1	0/0	0/0	0	6
Burrell	1	0	0	1	0/0	0/0	0	6
Buckman	1	0	1	0	0/0	0/0	0	6
Williams	1	1	0	0	0/0	0/0	0	6
BRONCOS	37	12	23	2	36/37	13/29	0	297
OPPONENTS	40	15	19	6	38/39	22/32	0	344

PASSING	Att.	Comp.	Yds.	Cmp.%	Yd./Att.	Tkd/Yds	TD	TD%	Int.	Int.%	LG
Tensi	286	131	1990	45.8	7.0	29/208	14	4.9	12	4.2	179
Liske	115	61	845	53.0	7.3	15/103	9	7.8	11	9.6	71
Little	2	0	0	0.0	0.0	0/0	0	0.0	0	0.0	--
BRONCOS	403	192	2835	47.6	7.0	44/311	23	5.7	23	5.7	179
OPPONENTS	437	223	3295	51.0	7.5	45/363	19	4.3	14	3.2	186

SACKS: Jackson 12.5, Costa 11.5, Duranko 7, Cunningham 3, P. Smith 3, Richter 2, Mirich 2, Myrtle 2, Inman 2. TOTAL: 45

1970 FINAL STATISTICS (5-8-1)

Date	W/L	Score	Opponent	Attend.	RUSHING	No.	Yds.	Avg	LG	TD
Sept 20	W	25-10	at Buffalo	34,882	Little	209	901	4.3	180	3
Sept 27	W	16-13	Pittsburgh	50,705	Anderson	83	368	4.4	127	4
Oct 4	W	26-13	Kansas City	50,705	Crenshaw	69	200	2.9	25	5
Oct 11	L	23-35	at Oakland	54,436	Turner	29	106	3.7	12	2
Oct 18	W	24-10	Atlanta	50,705	Pastrana	14	89	6.4	14	1
Oct 25	L	14-19	at San Francisco	39,515	Lynch	20	81	4.1	19	1
Nov 1	L	3-19	Washington	50,705	Liske	7	42	6.0	14	1
Nov 8	L	21-24	at San Diego	48,327	Tensi	4	14	3.5	15	0
Nov 15	L	19-24	Oakland	50,959	Haffner	1	1	1.0	1	0
Nov 22	W	31-6	at New Orleans	68,837	BRONCOS	436	1802	4.1	180	17
Nov 29	L	21-31	at Houston	35,733	OPPONENTS	409	1351	3.3	165	7
Dec 6	L	0-16	at Kansas City	50,454						
Dec 13	L	17-17	San Diego	50,959						
Dec 20	L	13-27	Cleveland	51,001						

Team Statistics	Den	Opp
TOTAL FIRST DOWNS	217	199
Rushing	87	67
Passing	112	118
Penalty	18	14
TOTAL NET YARDS	3827	3705
Avg. Per Game	273.4	264.6
Total Plays	883	838
Avg. Gain Per Play	4.3	4.4
NET YARDS RUSHING	1802	1351
Avg. Per Game	128.7	96.5
Total Rushes	436	409
Avg. Per Rush	4.1	3.3
NET YARDS PASSING	2025	2354
Avg. Per Game	144.6	168.1
Sacked/Yards Lost	44/333	50/456
Gross Yards	2358	2810
Att./Completions	403/183	379/191
Completion Pct.	45.4	50.4
Had Intercepted	28	16
Avg. Gain per Attempt	5.0	6.2
Avg. Gain per Completion	12.9	14.7
PUNTS/AVERAGE	87/42.9	89/44.9
Had Blocked	0	0
PUNT RETURNS	63/556	56/416
Avg. Per Return	8.8	7.4
KICKOFF RETURNS	49/1114	24/544
Avg. Per Return	22.7	22.7
INTERCEPTIONS/RET.	16/220	28/213
PENALTIES/YARDS	94/887	82/802
FUMBLES/BALL LOST	23/13	35/16
TOUCHDOWNS	28	28
Rushing	17	7
Passing	11	20
Others (see individuals)	0	1
POINTS AFTER TOUCHDOWN	27	27
FIELD GOALS	18/32	23/36
Distance 1-19 20-29 30-39 40-59 50+		
Howfield 2/3 3/6 5/7 6/9 2/5		

Score By Periods	1	2	3	4	OT	Total
BRONCOS	44	60	45	104		253
OPPONENTS	74	93	57	40		264

SCORING	TD	Ru	Pa	Rt	PAT	FG	S	TP
Howfield	0	0	0	0	27/28	18/32	0	81
Crenshaw	6	5	1	0	0/0	0/0	0	36
Anderson	4	4	0	0	0/0	0/0	0	24
Little	3	3	0	0	0/0	0/0	0	18
Whalen	3	0	3	0	0/0	0/0	0	18
Denson	2	0	2	0	0/0	0/0	0	12
Masters	2	0	2	0	0/0	0/0	0	12
Turner	2	2	0	0	0/0	0/0	0	12
Van Heusen	2	0	2	0	0/0	0/0	0	12
Haffner	1	0	1	0	0/0	0/0	0	6
Liske	1	1	0	0	0/0	0/0	0	6
Lynch	1	1	0	0	0/0	0/0	0	6
Pastrana	1	1	0	0	0/0	0/0	0	6
Washington	0	0	0	0	0/0	0/0	1	2
TEAM	0	0	0	0	0/0	0/0	1	2
BRONCOS	28	17	11	0	27/28	18/32	2	253
OPPONENTS	28	17	20	1	27/28	23/36	0	264

SCORING	TD	Ru	Pa	Rt	PAT	FG	S	TP
Turner	0	0	0	0	18/18	25/38	0	93
Little	6	6	0	0	0/0	0/0	0	36
Anderson	4	3	1	0	0/0	0/0	0	24
Harrison	2	0	2	0	0/0	0/0	0	12
Lynch	1	0	1	0	0/0	0/0	1	8
Post	1	0	1	0	0/0	0/0	0	6
Simmons	1	0	1	0	0/0	0/0	0	6
Masters	1	0	1	0	0/0	0/0	0	6
Forsberg	1	0	1	0	0/0	0/0	0	6
Turner, C.	1	0	1	0	0/0	0/0	0	6
BRONCOS	18	9	8	1	18/18	25/38	1	203
OPPONENTS	32	11	18	3	32/32	17/34	0	275

SCORING	TD	Ru	Pa	Rt	PAT	FG	S	TP
Turner	0	0	0	0	18/18	25/38	0	93
Little	6	6	0	0	0/0	0/0	0	36
Anderson	4	3	1	0	0/0	0/0	0	24
Harrison	2	0	2	0	0/0	0/0	0	12
Lynch	1	0	1	0	0/0	0/0	1	8
Post	1	0	1	0	0/0	0/0	0	6
Simmons	1	0	1	0	0/0	0/0	0	6
Masters	1	0	1	0	0/0	0/0	0	6
Forsberg	1	0	1	0	0/0	0/0	0	6
Turner, C.	1	0	1	0	0/0	0/0	0	6
BRONCOS	18	9	8	1	18/18	25/38	1	203
OPPONENTS	32	11	18	3	32/32	17/34	0	275

SCORING	TD	Ru	Pa	Rt	PAT	FG	S	TP
Turner	0	0	0	0	18/18	25/38	0	93
Little	6	6	0	0	0/0	0/0	0	36
Anderson	4	3	1	0	0/0	0/0	0	24
Harrison	2	0	2	0	0/0	0/0	0	12
Lynch	1	0	1	0	0/0	0/0	1	8
Post	1	0	1	0	0/0	0/0	0	6
Simmons	1	0	1	0	0/0	0/0	0	6
Masters	1	0	1	0	0/0	0/0	0	6
Forsberg	1	0	1	0	0/0	0/0	0	6
Turner, C.	1	0	1	0	0/0	0/0	0	6
BRONCOS	18	9	8	1	18/18	25/38	1	203
OPPONENTS	32	11	18	3	32/32	17/34	0	275

SCORING	TD	Ru	Pa	Rt	PAT	FG	S	TP
Turner	0	0	0	0	18/18	25/38	0	93
Little	6	6	0	0	0/0	0/0	0	36
Anderson	4	3	1	0	0/0	0/0	0	24
Harrison	2	0	2	0	0/0	0/0	0	12
Lynch	1	0	1	0	0/0	0/0	1	8
Post	1	0	1	0	0/0	0/0	0	6
Simmons	1	0	1	0	0/0	0/0	0	6
Masters	1	0	1	0	0/0	0/0	0	6
Forsberg	1	0	1	0	0/0	0/0	0	6
Turner, C.	1	0	1	0	0/0	0/0	0	6
BRONCOS	18	9	8	1	18/18	25/38	1	203
OPPONENTS	32	11	18	3	32/32	17/34	0	275

SACKS: P. Smith 11.5, Jackson 10, Costa 9, Duranko 7, Washington 5.5, Myrtle 3, Cunningham 1, Greer 1, Inman 0.5, Roche 0.5, Team 0.5. TOTAL: 49.5

1971 FINAL STATISTICS (4-9-1)

Date	W/L	Score	Opponent	Attend.	RUSHING	No.	Yds.	Avg	LG	TD
Sept 19	T	10-10	Miami	51,228	Little	284	1133	4.0	40	6
Sept 26	L	13-34	at Green Bay	47,957	Anderson	139	533	3.8	36	3
Oct 3	L	3-16	Kansas City	51,200	Lynch	26	162	6.2	23	0
Oct 10	L	16-27	Oakland	51,200	Masters	7	71	10.1	37	0
Oct 17	W	20-16	San Diego	51,200	Post	18	44	2.4	16	0
Oct 24	W	27-0	at Cleveland	75,674	Turner, C.	17	43	2.5	9	0
Oct 31	L	16-17	at Philadelphia	65,358	Harrison	5	36	7.2	16	0
Nov 7	L	20-24	Detroit	51,200	Mosier	4	31	7.8	29	0
Nov 14	L	10-24	Cincinnati	51,200	Horn	6	15	2.5	10	0
Nov 21	L	10-28	at Kansas City	49,945	Van Heusen	1	10	10.0	10	0
Nov 28	W	22-10	at Pittsburgh	39,710	Simmons	1	7	7.0	7	0
Dec 5	W	6-3	Chicago	51,200	Ramsey	3	6	2.0	6	0
Dec 12	L	17-45	at San Diego	44,347	Gerhke	1	2	2.0	2	0
Dec 19	L	13-21	at Oakland	54,651	BRONCOS	512	2093	4.1	40	11
					OPPONENTS	426	1834	4.3	54	9

Team Statistics	Den	Opp
TOTAL FIRST DOWNS	217	206
Rushing	102	90
Passing	105	91
Penalty	10	25
TOTAL NET YARDS	4158	3819
Avg. Per Game	297.0	272.9
Total Plays	891	825
Avg. Gain Per Play	4.7	4.6
NET YARDS RUSHING	2093	1834
Avg. Per Game	149.5	131.0
Total Rushes	512	426
Avg. Per Rush	4.1	4.3
NET YARDS PASSING	2065	1985
Avg. Per Game	147.5	141.8
Sacked/Yards Lost	22/178	44/435
Gross Yards	2243	2420
Att./Completions	357/175	356/150
Completion Pct.	49.0	42.1
Had Intercepted	27	20
Avg. Gain per Attempt	5.4	5.0
Avg. Gain per Completion	12.8	16.1
PUNTS/AVERAGE	76/41.8	67/45.7
Had Blocked	2	0
PUNT RETURNS	41/320	45/468
Avg. Per Return	7.8	10.4
KICKOFF RETURNS	44/960	43/1059
Avg. Per Return	21.8	24.6
INTERCEPTIONS/RET.	20/288	27/432
PENALTIES/YARDS	67/771	78/771
FUMBLES/BALL LOST	25/12	36/20
TOUCHDOWNS	18	32
Rushing	9	11
Passing	8	18
Others (see individuals)	1	3
POINTS AFTER TOUCHDOWN	18	32
FIELD GOALS	25/38	17/34
Distance 1-19 20-29 30-39 40-59 50+		
Turner 8/9 3/5 8/11 6/12 0/1		
OPP 5/5 6/9 4/7 2/11 0/2		

Team Statistics	Den	Opp
TOTAL FIRST DOWNS	217	206
Rushing	102	90
Passing	105	91
Penalty	10	25
TOTAL NET YARDS	4158	3819
Avg. Per Game	297.0	272.9
Total Plays	891	825
Avg. Gain Per Play	4.7	4.6
NET YARDS RUSHING	2093	1834
Avg. Per Game	149.5	131.0
Total Rushes	512	426
Avg. Per Rush	4.1	4.3
NET YARDS PASSING	2065	1985
Avg. Per Game	147.5	141.8
Sacked/Yards Lost	22/178	44/435
Gross Yards	2243	2420
Att./Completions	357/175	356/150
Completion Pct.	49.0	42.1
Had Intercepted	27	20
Avg. Gain per Attempt	5.4	5.0
Avg. Gain per Completion	12.8	16.1
PUNTS/AVERAGE	76/41.8	67/45.7
Had Blocked	2	0
PUNT RETURNS	41/320	45/468
Avg. Per Return	7.8	10.4
KICKOFF RETURNS	44/960	43/1059
Avg. Per Return	21.8	24.6
INTERCEPTIONS/RET.	20/288	27/432
PENALTIES/YARDS	67/771	78/771
FUMBLES/BALL LOST	25/12	36/20
TOUCHDOWNS	18	32
Rushing	9	11
Passing	8	18
Others (see individuals)	1	3
POINTS AFTER TOUCHDOWN	18	32
FIELD GOALS	25/38	17/34
Distance 1-19 20-29 30-39 40-59 50+		
Turner 8/9 3/5 8/11 6/12 0/1		
OPP 5/5 6/9 4/7 2/11 0/2		

Score By Periods	1	2	3	4	OT	Total
BRONCOS	39	62	32	70		203
OPPONENTS	54	74	86	61		275

SCORING	TD	Ru	Pa	Rt	PAT	FG	S	TP
---------	----	----	----	----	-----	----	---	----

1972 FINAL STATISTICS (5-9)

Date	W/L	Score	Opponent	Attend.	RUSHING	No.	Yds.	Avg	LG	TD
Sept 17	W	30-17	Houston	51,656	Little	216	859	4.0	155	9
Sept 24	L	14-37	at San Diego	49,048	Anderson	72	319	4.4	40	1
Oct 1	L	24-45	Kansas City	51,656	Dawkins	56	243	4.4	19	2
Oct 8	L	10-21	at Cincinnati	55,812	Lynch	34	164	4.8	28	2
Oct 15	L	20-23	Minnesota	51,656	Van Heusen	3	76	25.3	166	1
Oct 22	W	30-23	at Oakland	53,551	Odoms	5	72	14.4	27	1
Oct 29	L	20-27	Cleveland	51,656	Krieg	1	63	63.0	63	0
Nov 5	L	17-29	at N.Y. Giants	62,689	Ramsey	5	15	3.0	18	2
Nov 12	W	16-10	at Los Angeles	65,398	Moses	2	11	5.5	14	0
Nov 19	L	20-37	Oakland	51,656	Harrison	1	9	9.0	9	0
Nov 26	L	20-23	at Atlanta	58,850	OTHERS	14	7	5.0	0	0
Dec 3	L	21-24	at Kansas City	66,725	BRONCOS	409	1838	4.5	166	17
Dec 10	W	38-13	San Diego	51,478	OPPONENTS	439	1668	3.8	51	15
Dec 17	W	45-21	New England	51,656						

Team Statistics	Den	Opp
TOTAL FIRST DOWNS	237	251
Rushing	87	102
Passing	132	123
Penalty	18	26
Third-Down Efficiency	75/177	74/190
TOTAL NET YARDS	4472	3851
Avg. Per Game	319.4	275.1
Total Plays	831	876
Avg. Gain Per Play	5.4	4.4
NET YARDS RUSHING	1838	1668
Avg. Per Game	131.3	119.1
Total Rushes	409	439
Avg. Per Rush	4.5	3.8
NET YARDS PASSING	2634	2181
Avg. Per Game	188.1	155.9
Sacked/Yards Lost	38/266	41/357
Gross Yards	2900	2540
Att./Completions	384/201	397/206
Completion Pct.	52.3	51.9
Had Intercepted	23	10
PUNTS/AVERAGE	60/40.1	66/45.2
PUNT RETURNS/AVG	28/11.1	28/2.9
KICKOFF RETURNS/AVG	55/22.8	54/23.1
MISC. RETURNS/AVG	18/30	15/81
INTERCEPTIONS/RET.	10/10.9	23/19.2
PENALTIES/YARDS	89/827	83/784
FUMBLES/BALL LOST	25/11	27/12
TOTAL POINTS	325	350
Avg. Points per Game	23.2	25.0
Touchdowns	38	41
By Rushing	17	15
By Passing	19	19
By Returns	2	7
Field Goals	20/29	21/33
Conversions	37	39

Score By Periods	1	2	3	4	OT	Total
BRONCOS	85	92	54	94		325
OPPONENTS	35	120	81	114		350

SCORING	TD	Ru	Pa	Rt	PAT	FG	S	TP
Turner	0	0	0	0	37/37	20/29	0	97
Little	13	9	4	0	0/0	0/0	0	78
Moses	5	0	5	0	0/0	0/0	0	30
Masters	3	0	3	0	0/0	0/0	0	18
Sherman	3	0	3	0	0/0	0/0	0	18
Anderson	2	1	1	0	0/0	0/0	0	12
Ramsey	2	2	0	0	0/0	0/0	0	12
Simmons	2	0	2	0	0/0	0/0	0	12
Dawkins	2	2	0	0	0/0	0/0	0	12
Lynch	2	2	0	0	0/0	0/0	0	12
Van Heusen	1	1	0	0	0/0	0/0	0	6
Montgomery	1	0	0	1	0/0	0/0	0	6
Odoms	1	0	1	0	0/0	0/0	0	6
Greer	1	0	0	1	0/0	0/0	0	6
BRONCOS	38	17	19	2	37/37	20/29	0	325
OPPONENTS	41	15	19	7	39/39	21/33	1	350

PASSING	Att.	Comp.	Yds.	Cmp.%	Yd./Att.	Tkd/Yds	TD	TD%	Int.	Int.%	LG
Johnson	238	132	1793	55.5	7.53	12/82	14	5.8	14	5.8	40
Ramsey	137	65	1050	47.4	7.79	26/184	3	2.2	9	6.6	60
Little	2	2	43	100	21.52	0/0	1	50.0	0	0.0	35
Anderson	3	1	14	33.3	4.75	0/0	1	3.3	0	0.0	14
Ernst	4	1	10	25.0	2.56	0/0	0	0.0	0	0.0	10
BRONCOS	384	201	2900	52.3	7.84	38/266	19	4.9	23	6.0	60
OPPONENTS	397	206	2540	51.9	6.41	41/357	19	4.8	10	2.5	157

SACKS: Alzado 10.5, P. Smith 10.5, Duranko 4.5, McKay 3, Myrtle 2.5, R. Jackson 2, Graham 2, Forsberg 1, Hoffman 1, Geddes 1, Graham 1, Domes 1, Team 1. TOTAL: 41

1973 FINAL STATISTICS (7-5-2)

Date	W/L	Score	Opponent	Attend.	RUSHING	No.	Yds.	Avg	LG	TD
Sept 16	W	28-10	Cincinnati	49,059	Little	256	979	3.8	47	12
Sept 23	L	34-36	San Francisco	51,706	Dawkins	160	706	4.4	72	2
Sept 30	L	14-33	Chicago	51,159	Armstrong	26	90	3.5	24	0
Oct 7	L	14-16	at Kansas City	71,414	Anderson	19	61	3.2	11	1
Oct 14	W	48-20	at Houston	32,801	Odoms	5	53	10.6	21	0
Oct 22	T	23-23	Oakland	51,270	Ross	5	21	4.2	8	0
Oct 28	W	40-28	at New York	55,108	Van Heusen	4	34	8.5	32	0
Nov 4	T	17-17	at St. Louis	46,565	Moses	3	25	8.3	8	1
Nov 11	W	30-19	San Diego	51,034	Johnson	7	-2	-3.0	0	0
Nov 18	W	23-13	at Pittsburgh	48,580	Simmons	1	-4	-4.0	-4	0
Nov 25	W	14-10	Kansas City	51,331	Masters	1	-9	-9.0	-9	0
Dec 2	L	10-22	Dallas	51,508	BRONCOS	487	1954	4.0	72	16
Dec 9	W	42-28	at San Diego	44,954	OPPONENTS	455	1795	4.0	30	14
Dec 16	L	17-21	at Oakland	51,910						

Team Statistics	Den	Opp
TOTAL FIRST DOWNS	253	239
Rushing	111	97
Passing	127	121
Penalty	15	21
Third-Down Efficiency	79/203	77/203
TOTAL NET YARDS	4473	4235
Avg. Per Game	319.5	302.5
Total Plays	893	872
Avg. Gain Per Play	5.0	4.9
NET YARDS RUSHING	1954	1795
Avg. Per Game	139.6	128.2
Total Rushes	487	455
Avg. Per Rush	4.0	4.0
NET YARDS PASSING	2519	2440
Avg. Per Game	179.9	174.3
Sacked/Yards Lost	27/187	36/326
Gross Yards	2706	2766
Att./Completions	378/196	417/202
Completion Pct.	51.9	48.4
Had Intercepted	20	14
PUNTS/AVERAGE	69/45.1	69/43.3
PUNT RETURNS/AVG	40/10.1	31/8.3
KICKOFF RETURNS/AVG	36/22.0	61/20.4
MISC. RETURNS/AVG	4/25	6/57
INTERCEPTIONS/RET.	14/15.7	20/16.6
PENALTIES/YARDS	83/745	84/837
FUMBLES/BALL LOST	21/9	26/16
TOTAL POINTS	354	296
Avg. Points per Game	25.2	21.1
Touchdowns	41	31
By Rushing	16	14
By Passing	22	15
By Returns	3	2
Field Goals	22/33	28/35
Conversions	40/41	30/31

Score By Periods	1	2	3	4	OT	Total
BRONCOS	79	83	80	112		354
OPPONENTS	57	98	72	69		296

SCORING	TD	Ru	Pa	Rt	PAT	FG	S	TP
Turner	0	0	0	0	40/41	22/33	0	106
Little	13	12	0	0	0/0	0/0	0	78
Moses	9	1	8	0	0/0	0/0	0	54
Odoms	7	0	7	0	0/0	0/0	0	42
Washington	3	0	3	0	0/0	0/0	0	18
Thompson	2	0	2	0	0/0	0/0	0	12
Dawkins	2	2	0	0	0/0	0/0	0	12
Anderson	1	1	0	0	0/0	0/0	0	6
Armstrong	1	0	1	0	0/0	0/0	0	6
Simmons	1	0	1	0	0/0	0/0	0	6
Van Heusen	1	0	1	0	0/0	0/0	0	6
Mitchell	1	0	0	1	0/0	0/0	0	6
Crier	0	0	0	0	0/0	0/0	1	2
BRONCOS	41	16	22	3	40/41	22/33	1	354
OPPONENTS	31	14	15	2	30/31	28/35	1	296

PASSING	Att.	Comp.	Yds.	Cmp.%	Yd./Att.	Tkd/Yds	TD	TD%	Int.	Int.%	LG	Rtg.
Johnson	346	184	2465	53.2	7.12	26/177	20	5.8	17	4.9	62	75.3
Ramsey	27	10	194	37.0	7.18	0/0	2	7.4	2	7.4	76	56.7
Anderson	3	2	47	66.6	15.73	0/0	0	0.0	0	0.0	0	150.0
Van Heusen	1	0	0	0.0	0.00	1/10	0	0.0	0	0.0	0	0.0
Turner	1	0	0	0.0	0.00	0/0	0	0.0	1	100.0	0	0.0
BRONCOS	378	196	2706	51.9	7.16	27/187	22	5.8	20	5.3	76	-
OPPONENTS	417	202	2766	48.4	6.63	36/326	16	3.8	14	3.4	80	-

SACKS: P. Smith 11, Alzado 9, Chavous 6, Duranko 6, May 3, Forsberg 1, Graham 1, Thompson 1. TOTAL: 38



1974 FINAL STATISTICS (7-6-1)

Date	W/L	Score	Opponent	Attend.	RUSHING	No.	Yds.	Avg	LG	TD
Sept 15	L	10-17	Los Angeles	56,981	Armstrong	263	1407	5.3	43	9
Sept 22	T	35-35	Pittsburgh (OT)	50,858	Keyworth	81	374	4.6	30	10
Sept 30	L	3-30	at Washington	54,395	Little	117	312	2.7	22	1
Oct 6	W	17-14	at Kansas City	67,298	Odoms	4	25	6.3	31	0
Oct 13	W	33-17	New Orleans	50,748	Hufnagel	2	22	11.0	18	0
Oct 20	W	27-7	San Diego	50,748	Moses	2	16	8.0	11	0
Oct 27	L	21-23	at Cleveland	60,478	Ross	3	8	2.7	7	0
Nov 3	L	17-28	Oakland	45,766	Stowe	1	1	1.0	1	0
Nov 10	W	17-6	at Baltimore	32,244	Van Heusen	1	-1	-1.0	-1	0
Nov 18	L	34-42	Kansas City	50,236	Lynch	3	-2	-1.7	1	0
Nov 24	W	20-17	at Oakland	51,224	Ramsey	5	-2	-1.4	1	0
Nov 28	W	31-27	at Detroit	51,157	Johnson	4	-3	-1.8	-1	0
Dec 8	W	37-14	Houston	46,942	BRONCOS	486	2157	4.4	43	20
Dec 15	L	0-17	at San Diego	35,756	OPPONENTS	487	1808	3.7	27	17

Team Statistics	Den	Opp	RECEIVING	No.	Yds	Avg	LG	TD	
TOTAL FIRST DOWNS	258	265	Odoms	42	639	15.2	41	6	
Rushing	120	109	Armstrong	38	405	10.7	148	3	
Passing	118	135	Moses	34	559	16.4	42	2	
Penalty	20	21	Little	29	344	11.8	72	0	
Third-Down Efficiency	63/176	88/218	Van Heusen	16	421	26.3	173	4	
TOTAL NET YARDS	4485	4391	Keyworth	12	109	9.1	18	0	
Avg. Per Game	320.4	313.6	Simmons	10	161	16.1	36	2	
Total Plays	861	945	Stowe	2	9	4.5	5	1	
Avg. Gain Per Play	5.2	4.6	Ross	1	13	13.0	13	0	
NET YARDS RUSHING	2157	1808	BRONCOS	184	2660	14.5	173	18	
Avg. Per Game	154.1	129.1	OPPONENTS	237	2805	11.8	161	14	
Total Rushes	486	487	INTERCEPTIONS	No.	Yds	Avg	LG	TD	
Avg. Per Rush	4.4	3.7	Thompson	5	105	21.0	138	1	
NET YARDS PASSING	2328	2583	Jones	5	19	3.8	11	0	
Avg. Per Game	166.3	184.5	Rowser	4	56	14.0	33	0	
Sacked/Yards Lost	45/332	32/222	May	2	40	20.0	25	0	
Gross Yards	2660	2805	Jackson, T.	1	39	39.0	39	0	
Att./Completions	329/184	426/237	Greer	1	23	23.0	23	0	
Completion Pct.	55.9	55.6	Lasky	1	3	3.0	3	0	
Had Intercepted	17	22	Pitts	1	2	2.0	2	0	
PUNTS/AVERAGE	75/40.3	70/42.6	Smith, Ed	1	0	0.0	0	0	
PUNT RETURNS/AVG	43/11.0	45/11.8	Tyler	1	0	0.0	0	0	
KICKOFF RETURNS/AVG	54/22.0	57/24.0	Hepburn	0	22	0.0	0	0	
MISC. RETURNS/AVG	1/2	3/57	BRONCOS	22	309	14.0	39	1	
INTERCEPTIONS/RET.	22/14.0	17/17.9	OPPONENTS	17	304	17.9	155	3	
PENALTIES/YARDS	76/632	78/585	PUNTING	No.	Yds	Avg	LG	B	
FUMBLES/BALL LOST	23/13	25/11	Van Heusen	75	3024	40.3	61	0	
TOTAL POINTS	302	294	OPPONENTS	70	2985	42.6	66	0	
Avg. Points per Game	21.6	21.0	PUNT RETURNS	Ret	FC	Yds	Avg	LG	TD
Touchdowns	39	35	Thompson	26	1	350	13.5	60	0
By Rushing	20	17	Little	4	1	34	8.5	17	0
By Passing	18	14	Greer	13	5	90	6.9	12	0
By Returns	1	4	BRONCOS	43	7	474	11.0	60	0
Field Goals	11/21	16/42	OPPONENTS	45	1	529	11.8	72	0
Conversions	35/39	34/35	KICKOFF RETURNS	No.	Yds	Avg	LG	TD	

Score By Periods	1	2	3	4	OT	Total
BRONCOS	80	80	91	51	0	302
OPPONENTS	65	88	73	68	0	294

SCORING	TD	Ru	Pa	Rt	PAT	FG	S	TP
Armstrong	12	9	0	0	0/0	0/0	0	72
Turner	0	0	0	0	35/39	11/21	0	68
Keyworth	10	10	0	0	0/0	0/0	0	60
Odoms	6	0	6	0	0/0	0/0	0	36
Van Heusen	4	0	4	0	0/0	0/0	0	24
Simmons	2	0	2	0	0/0	0/0	0	12
Moses	2	0	2	0	0/0	0/0	0	12
Thompson	1	0	0	1	0/0	0/0	0	6
Little	1	1	0	0	0/0	0/0	0	6
Stowe	1	0	1	0	0/0	0/0	0	6
BRONCOS	39	20	18	1	35/39	11/21	0	302
OPPONENTS	35	17	14	4	34/35	16/42	1	294

FIELD GOAL BREAKDOWN

Distance	1-19	20-29	30-39	40-49	50+
Turner	0/1	3/4	6/7	2/8	0/1
OPP	2/2	8/9	4/6	1/3	1/4

Turner (39G) (41N) (34G) (41G,19N) (24N) (34G, 20G) (47N,51N) (27G) (37G) (1) (30G,33G,42N) (42N,21G,45N) (43G,44N) (31N)

SACKS: Alzado 13, Chavous 9, T. Jackson 4, Duranko 1, Grant 1, May 1, E. Smith 1, Simone 1, Pitts 1. TOTAL: 32

PASSING	Att.	Comp.	Yds.	Cmp.%	Yd./Att.	Tkd/Yds	TD	TD%	Int.	Int.%	LG	Rtg.
Johnson	244	136	1969	55.6	8.07	35/270	13	5.3	9	3.7	173	84.3
Ramsey	74	41	580	55.4	7.84	9/55	5	6.8	7	9.5	143	64.0
Hufnagel	10	6	70	60.0	7.00	1/7	0	0.0	1	14.3	28	41.7
Van Heusen	1	1	41	100.0	41.00	0/0	0	0.0	0	0.0	41	120.0
BRONCOS	329	184	2660	55.9	8.09	45/332	18	5.5	17	5.2	173	-
OPPONENTS	426	237	2805	55.6	6.58	32/222	14	3.3	22	5.2	161	-



1975 FINAL STATISTICS (6-8)

Date	W/L	Score	Opponent	Attend.	RUSHING	No.	Yds.	Avg	LG	TD
Sept 21	W	37-33	Kansas City	51,858	Keyworth	182	725	4.0	34	3
Sept 29	W	23-13	Green Bay	52,491	Little	125	445	3.6	19	2
Oct 5	L	14-38	at Buffalo	79,798	Lynch	57	218	3.8	20	3
Oct 12	L	9-20	at Pittsburgh	49,164	Armstrong	31	155	5.0	33	0
Oct 19	W	16-15	Cleveland	52,540	Ross	42	121	2.9	21	0
Oct 26	L	13-26	at Kansas City	70,043	Upchurch	16	97	6.1	15	1
Nov 2	L	17-42	Oakland	52,330	Dolbin	5	72	14.4	25	0
Nov 9	L	16-17	Cincinnati	49,702	Hufnagel	8	47	5.9	13	0
Nov 16	W	27-17	at San Diego	26,048	Ramsey	6	38	6.3	17	0
Nov 23	L	21-35	at Atlanta	28,686	Odoms	5	27	5.4	12	0
Nov 30	W	13-10	San Diego (OT)	44,982	Van Heusen	2	26	13.0	24	0
Dec 8	L	10-17	at Oakland	51,075	Johnson	10	21	2.1	13	0
Dec 14	W	25-10	Philadelphia	36,860	Frankowiak	1	1	1.0	1	0
Dec 20	L	13-14	at Miami	43,064	BRONCOS	490	1993	4.1	34	9
					OPPONENTS	526	1974	3.8	6.5	19

Team Statistics	Den	Opp	OPPONENTS	526	1974	3.8	6.5	19
TOTAL FIRST DOWNS	268	247	RECEIVING	No.	Yds	Avg	LG	TD
Rushing	109	121	Keyworth	42	314	7.5	19	1
Passing	137	104	Odoms	40	544	13.6	43	3
Penalty	22	22	Moses	29	505	17.4	33	2
Third-Down Efficiency	84/212	76/209	Little	29	308	10.6	166	2
TOTAL NET YARDS	4534	4006	Dolbin	22	421	19.1	41	3
Avg. Per Game	323.9	286.1	Upchurch	18	436	24.2	190	2
Total Plays	964	901	VanHeusen	15	246	16.4	28	1
Avg. Gain Per Play	4.7	4.4	Ross	7	69	9.9	30	0
NET YARDS RUSHING	1993	1974	Lynch	6	33	5.5	19	1
Avg. Per Game	142.4	141.0	Brown	1	14	14.0	14	0
Total Rushes	490	526	Armstrong	1	10	10.0	10	0
Avg. Per Rush	4.1	3.8	BRONCOS	210	2900	13.8	190	15
NET YARDS PASSING	2541	2032	OPPONENTS	181	2245	12.4	69	14
Avg. Per Game	181.5	145.1						

Score By Periods	1	2	3	4	OT	Total
BRONCOS	36	86	41	88	3	254
OPPONENTS	54	81	88	84	0	307

Score By Periods		1	2	3	4	OT	Total	Opponents							
BRONCOS		36	86	41	88	3	254	Opponents							
OPPONENTS		54	81	98	84	0	307	Opponents							
SCORING		TD	Ru	Pa	Rt	PAT	FG	S	TP	KICKOFF RETURNS					
Turner		0	0	0	0	23/28	21/29	0	86	No.	Yds	Avg	LG	TD	
Keyworth		4	3	1	0	0/0	0/0	0	24	40	1084	27.1	58	0	
Dolbin		4	0	3	1	0/0	0/0	0	24	16	307	19.2	32	0	
Little		4	2	2	0	0/0	0/0	0	24	1	20	20.0	20	0	
Lynch		4	3	1	0	0/0	0/0	0	24	Sevenson	1	20	20.0	20	0
Ydoms		4	0	3	1	0/0	0/0	0	24	Maples	1	15	15.0	15	0
Upchurch		4	0	3	1	0/0	0/0	0	24	BRONCOS	59	1446	24.5	58	0
Ases		3	1	2	0	0/0	0/0	0	18	OPPONENTS	57	1273	22.3	39	0
Fos		2	0	2	0	0/0	0/0	0	12	FIELD GOAL BREAKDOWN					
van Heusen		1	0	1	0	0/0	0/0	0	6	Distance	1-19	20-29	30-39	40-49	50+
Bradishar		1	0	0	1	0/0	0/0	0	6	Turner	1/1	7/9	8/10	3/6	2/3
Smith		1	0	0	1	0/0	0/0	0	6	OPP	2/2	8/9	4/6	3/6	1/4
BRONCOS		28	9	15	4	23/28	21/29	0	254	Turner (23/28) 25/29 26/29 27/29 28/29 29/29 30/29 31/29 32/29 33/29 34/29 35/29 36/29 37/29 38/29 39/29 40/29 41/29 42/29 43/29 44/29 45/29 46/29 47/29 48/29 49/29 50/29 51/29 52/29 53/29 54/29 55/29 56/29 57/29 58/29 59/29 60/29 61/29 62/29 63/29 64/29 65/29 66/29 67/29 68/29 69/29 70/29 71/29 72/29 73/29 74/29 75/29 76/29 77/29 78/29 79/29 80/29 81/29 82/29 83/29 84/29 85/29 86/29 87/29 88/29 89/29 90/29 91/29 92/29 93/29 94/29 95/29 96/29 97/29 98/29 99/29 100/29 101/29 102/29 103/29 104/29 105/29 106/29 107/29 108/29 109/29 110/29 111/29 112/29 113/29 114/29 115/29 116/29 117/29 118/29 119/29 120/29 121/29 122/29 123/29 124/29 125/29 126/29 127/29 128/29 129/29 130/29 131/29 132/29 133/29 134/29 135/29 136/29 137/29 138/29 139/29 140/29 141/29 142/29 143/29 144/29 145/29 146/29 147/29 148/29 149/29 150/29 151/29 152/29 153/29 154/29 155/29 156/29 157/29 158/29 159/29 160/29 161/29 162/29 163/29 164/29 165/29 166/29 167/29 168/29 169/29 170/29 171/29 172/29 173/29 174/29 175/29 176/29 177/29 178/29 179/29 180/29 181/29 182/29 183/29 184/29 185/29 186/29 187/29 188/29 189/29 190/29 191/29 192/29 193/29 194/29 195/29 196/29 197/29 198/29 199/29 200/29 201/29 202/29 203/29 204/29 205/29 206/29 207/29 208/29 209/29 210/29 211/29 212/29 213/29 214/29 215/29 216/29 217/29 218/29 219/29 220/29 221/29 222/29 223/29 224/29 225/29 226/29 227/29 228/29 229/29 230/29 231/29 232/29 233/29 234/29 235/29 236/29 237/29 238/29 239/29 240/29 241/29 242/29 243/29 244/29 245/29 246/29 247/29 248/29 249/29 250/29 251/29 252/29 253/29 254/29 255/29 256/29 257/29 258/29 259/29 260/29 261/29 262/29 263/29 264/29 265/29 266/29 267/29 268/29 269/29 270/29 271/29 272/29 273/29 274/29 275/29 276/29 277/29 278/29 279/29 280/29 281/29 282/29 283/29 284/29 285/29 286/29 287/29 288/29 289/29 290/29 291/29 292/29 293/29 294/29 295/29 296/29 297/29 298/29 299/29 300/29 301/29 302/29 303/29 304/29 305/29 306/29 307/29 308/29 309/29 310/29 311/29 312/29 313/29 314/29 315/29 316/29 317/29 318/29 319/29 320/29 321/29 322/29 323/29 324/29 325/29 326/29 327/29 328/29 329/29 330/29 331/29 332/29 333/29 334/29 335/29 336/29 337/29 338/29 339/29 340/29 341/29 342/29 343/29 344/29 345/29 346/29 347/29 348/29 349/29 350/29 351/29 352/29 353/29 354/29 355/29 356/29 357/29 358/29 359/29 360/29 361/29 362/29 363/29 364/29 365/29 366/29 367/29 368/29 369/29 370/29 371/29 372/29 373/29 374/29 375/29 376/29 377/29 378/29 379/29 380/29 381/29 382/29 383/29 384/29 385/29 386/29 387/29 388/29 389/29 390/29 391/29 392/29 393/29 394/29 395/29 396/29 397/29 398/29 399/29 400/29 401/29 402/29 403/29 404/29 405/29 406/29 407/29 408/29 409/29 410/29 411/29 412/29 413/29 414/29 415/29 416/29 417/29 418/29 419/29 420/29 421/29 422/29 423/29 424/29 425/29 426/29 427/29 428/29 429/29 430/29 431/29 432/29 433/29 434/29 435/29 436/29 437/29 438/29 439/29 440/29 441/29 442/29 443/29 444/29 445/29 446/29 447/29 448/29 449/29 450/29 451/29 452/29 453/29 454/29 455/29 456/29 457/29 458/29 459/29 460/29 461/29 462/29 463/29 464/29 465/29 466/29 467/29 468/29 469/29 470/29 471/29 472/29 473/29 474/29 475/29 476/29 477/29 478/29 479/29 480/29 481/29 482/29 483/29 484/29 485/29 486/29 487/29 488/29 489/29 490/29 491/29 492/29 493/29 494/29 495/29 496/29 497/29 498/29 499/29 500/29 501/29 502/29 503/29 504/29 505/29 506/29 507/29 508/29 509/29 510/29 511/29 512/29 513/29 514/29 515/29 516/29 517/29 518/29 519/29 520/29 521/29 522/29 523/29 524/29 525/29 526/29 527/29 528/29 529/29 530/29 531/29 532/29 533/29 534/29 535/29 536/29 537/29 538/29 539/29 540/29 541/29 542/29 543/29 544/29 545/29 546/29 547/29 548/29 549/29 550/29 551/29 552/29 553/29 554/29 555/29 556/29 557/29 558/29 559/29 560/29 561/29 562/29 563/29 564/29 565/29 566/29 567/29 568/29 569/29 570/29 571/29 572/29 573/29 574/29 575/29 576/29 577/29 578/29 579/29 580/29 581/29 582/29 583/29 584/29 585/29 586/29 587/29 588/29 589/29 590/29 591/29 592/29 593/29 594/29 595/29 596/29 597/29 598/29 599/29 600/29 601/29 602/29 603/29 604/29 605/29 606/29 607/29 608/29 609/29 610/29 611/29 612/29 613/29 614/29 615/29 616/29 617/29 618/29 619/29 620/29 621/29 622/29 623/29 624/29 625/29 626/29 627/29 628/29 629/29 630/29 631/29 632/29 633/29 634/29 635/29 636/29 637/29 638/29 639/29 640/29 641/29 642/29 643/29 644/29 645/29 646/29 647/29 648/29 649/29 650/29 651/29 652/29 653/29 654/29 655/29 656/29 657/29 658/29 659/29 660/29 661/29 662/29 663/29 664/29 665/29 666/29 667/29 668/29 669/29 670/29 671/29 672/29 673/29 674/29 675/29 676/29 677/29 678/29 679/29 680/29 681/29 682/29 683/29 684/29 685/29 686/29 687/29 688/29 689/29 690/29 691/29 692/29 693/29 694/29 695/29 696/29 697/29 698/29 699/29 700/29 701/29 702/29 703/29 704/29 705/29 706/29 707/29 708/29 709/29 710/29 711/29 712/29 713/29 714/29 715/29 716/29 717/29 718/29 719/29 720/29 721/29 722/29 723/29 724/29 725/29 726/29 727/29 728/29 729/29 730/29 731/29 732/29 733/29 734/29 735/29 736/29 737/29 738/29 739/29 740/29 741/29 742/29 743/29 744/29 745/29 746/29 747/29 748/29 749/29 750/29 751/29 752/29 753/29 754/29 755/29 756/29 757/29 758/29 759/29 760/29 761/29 762/29 763/29 764/29 765/29 766/29 767/29 768/29 769/29 770/29 771/29 772/29 773/29 774/29 775/29 776/29 777/29 778/29 779/29 780/29 781/29 782/29 783/29 784/29 785/29 786/29 787/29 788/29 789/29 790/29 791/29 792/29 793/29 794/29 795/29 796/29 797/29 798/29 799/29 800/29 801/29 802/29 803/29 804/29 805/29 806/29 807/29 808/29 809/29 810/29 811/29 812/29 813/29 814/29 815/29 816/29 817/29 818/29 819/29 820/29 821/29 822/29 823/29 824/29 825/29 826/29 827/29 828/29 829/29 830/29 831/29 832/29 833/29 834/29 835/29 836/29 837/29 838/29 839/29 840/29 841/29 842/29 843/29 844/29 845/29 846/29 847/29 848/29 849/29 850/29 851/29 852/29 853/29 854/29 855/29 856/29 857/29 858/29 859/29 860/29 861/29 862/29 863/29 864/29 865/29 866/29 867/29 868/29 869/29 870/29 871/29 872/29 873/29 874/29 875/29 876/29 877/29 878/29 879/29 880/29 881/29 882/29 883/29 884/29 885/29 886/29 887/29 888/29 889/29 890/29 891/29 892/29 893/29 894/29 895/29 896/29 897/29 898/29 899/29 900/29 901/29 902/29 903/29 904/29 905/29 906/29 907/29 908/29 909/29 910/29 911/29 912/29 913/29 914/29 915/29 916/29 917/29 918/29 919/29 920/29 921/29 922/29 923/29 924/29 925/29 926/29 927/29 928/29 929/29 930/29 931/29 932/29 933/29 934/29 935/29 936/29 937/29 938/29 939/29 940/29 941/29 942/29 943/29 944/29 945/29 946/29 947/29 948/29 949/29 950/29 951/29 952/29 953/29 954/29 955/29 956/29 957/29 958/29 959/29 960/29 961/29 962/29 963/29 964/29 965/29 966/29 967/29 968/29 969/29 970/29 971/29 972/29 973/29 974/29 975/29 976/29 977/29 978/29 979/29 980/29 981/29 982/29 983/29 984/29 985/29 986/29 987/29 988/29 989/29 990/29 991/29 992/29 993/29 994/29 995/29 996/29 997/29 998/29 999/29 1000/29 1001/29 1002/29 1003/29 1004/29 1005/29 1006/29 1007/29 1008/29 1009/29 1010/29 1011/29 1012/29 1013/29 1014/29 1015/29 1016/29 1017/29 1018/29 1019/29 1020/29 1021/29 1022/29 1023/29 1024/29 1025/29 1026/29 1027/29 1028/29 1029/29 1030/29 1031/29 1032/29 1033/29 1034/29 1035/29 1036/29 1037/29 1038/29 1039/29 1040/29 1041/29 1042/29 1043/29 1044/29 1045/29 1046/29 1047/29 1048/29 1049/29 1050/29 1051/29 1052/29 1053/29 1054/29 1055/29 1056/29 1057/29 1058/29 1059/29 1060/29 1061/29 1062/29 1063/29 1064/29 1065/29 1066/29 1067/29 1068/29 1069/29 1070/29 1071/29 1072/29 1073/29 1074/29 1075/29 1076/29 1077/29 1078/29 1079/29 1080/29 1081/29 1082/29 1083/29 1084/29 1085/29 1086/29 1087/29 1088/29 1089/29 1090/29 1091/29 1092/29 1093/29 1094/29 1095/29 1096/29 1097/29 1098/29 1099/29 1100/29 1101/29 1102/29 1103/29 1104/29 1105/29 1106/29 1107/29 1108/29 1109/29 1110/29 1111/29 1112/29 1113/29 1114/29 1115/29 1116/29 1117/29 1118/29 1119/29 1120/29 1121/29 1122/29 1123/29 1124/29 1125/29 1126/29 1127/29 1128/29 1129/29 1130/29 1131/29 1132/29 1133/29 1134/29 1135/29 1136/29 1137/29 1138/29 1139/29 1140/29 1141/29 1142/29 1143/29 1144/29 1145/29 1146/29 1147/29 1148/29 1149/29 1150/29 1151/29 1152/29 1153/29 1154/29 1155/29 1156/29 1157/29 1158/29 1159/29 1160/29 1161/29 1162/29 1163/29 1164/29 1165/29 1166/29 1167/29 1168/29 1169/29 1170/29 1171/29 1172/29 1173/29 1174/29 1175/29 1176/29 1177/29 1178/29 1179/29 1180/29 1181/29 1182/29 1183/29 1184/29 1185/29 1186/29 1187/29 1188/29 1189/29 1190/29 1191/29 1192/29 1193/29 1194/29 1195/29 1196/29 1197/29 1198/29 1199/29 1200/29 1201/29 1202/29 1203/29 1204/29 1205/29 1206/29 1207/29 1208/29 1209/29 1210/29 1211/29 1212/29 1213/29 1214/29 1215/29 1216/29 1217/29 1218/29 1219/29 1220/29 1221/29 1222/29 1223/29 1224/29 1225/29 1226/29 1227/29 1228/29 1229/29 1230/29 1231/29 1232/29 1233/29 1234/29 1235/29 1236/29 1237/29 1238/29 1239/29 1240/29 1241/29 1242/29 1243/29 1244/29 1245/29 1246/29 1247/29 1248/29 1249/29 1250/29 1251/29 1252/29 1253/29 1254/29 1255/29 1256/29 1257/29 1258/29 1259/29 1260/29 1261/29 1262/29 1263/29 1264/29 1265/29 1266/29 1267/29 1268/29 1269/29 1270/29 1271/29 1272/29 1273/29 1274/29 1275/29 1276/29 1277/29 1278/29 1279/29 1280/29 1281/29 1282/29 1283/29 1284/29 1285/29 1286/29 1287/29 1288/29 1289/29 1290/29 1291/29 1292/29 1293/29 1294/29 1295/29 1296/29 1297/29 1298/29 1299/29 1300/29 1301/29 1302/29 1303/29 1304/29 1305/29 1306/29 1307/29 1308/29 1309/29 1310/29 1311/29 1312/29 1313/29 1314/29 1315/29 1316/29 1317/29 1318/29 1319/29 1320/29 1321/29 1322/29 1323/29 1324/29 1325/29 1326/29 1327/29 1328/29 1329/29 1330/29 1331/29 1332/29 1333/29 1334/29 1335/29 1336/29 1337/29 1338/29 1339/29 1340/29 1341/29 1342/29 1343/29 1344/29 1345/29 1346/29 1347/29 1348/29 1349/29 1350/29 1351/29 1352/29 1353/29 1354/29 1355/29 1356/29 1357/29 1358/29 1359/29 1360/29 1361/29 1362/29 1363/29 1364/29 1365/29 1366/29 1367/29 1368/29 1369/29 1370/29 1371/29 1372/29 1373/29 1374/29 1375/29 1376/29 1377/29 1378/29 1379/29 1380/29 1381/29 1382/29 1383/29 1384/29 1385/29 1386/29 1387/29 1388/29 1389/29 1390/29 1391/29 1392/29 1393/29 1394/29 1395/29 1396/29 1397/29 1398/29 1399/29 1400/29 1401/29 1402/29 1403/29 1404/29 1405/29 1406/29 1407/29 1408/29 1409/29 1410/29 1411/29 1412/29 1413/29 1414/29 1415/29 1416/29 1417/29 1418/29 1419/29 1420/29 1421/29 1422/29 1423/29 1424/29 1425/29 1426/29 1427/29 1428/29 1429/29 1430/29 1431/29 1432/29 1433/29 1434/29 1435/29 1436/29 1437/29 1438/29 1439/29 1440/29 1441/29 1442/29 1443/29 1444/29 1445/29 1446/29 1447/29 1448/29 1449/29 1450/29 1451/29 1452/29 1453/29 1454/29 1455/29 1456/29 1457/29 1458/29 1459/29 1460/29 1461/29 1462/29 1463/29 1464/29 1465/29 1466/29 1467/29 1468/29 1469/29 1470/29 1471/29 1472/29 1473/29 1474/29 1475/29 1476/29 1477/29 1478/29 1479/29 1480/29 1481/29 1482/29 1483/29 1484/29 1485/29 1486/29 1487/29 1488/29 1489/29 1490/29 1491/29 1492/29 1493/29 1494/29 1495/29 1496/29 1497/29 1498/29					

1976 FINAL STATISTICS (9-5)

Date	W/L	Score	Opponent	Attend.	RUSHING	No.	Yds.	Avg	LG	TD
Sept 12	L	7-17	at Cincinnati	53,464	Armstrong	247	1008	4.1	31	5
Sept 19	W	46-3	N.Y. Jets	62,519	Keyworth	122	349	2.9	13	0
Sept 26	W	44-13	Cleveland	62,758	Weese	23	142	6.2	20	0
Oct 3	W	26-0	San Diego	62,486	Perrin	37	118	3.2	14	2
Oct 10	L	3-17	at Houston	47,928	Klick	31	114	3.7	19	1
Oct 17	L	10-17	Oakland	63,241	Upchurch	6	71	11.8	25	1
Oct 24	W	35-26	at Kansas City	57,961	Ramsey	13	51	3.9	15	2
Oct 31	L	6-19	at Oakland	52,169	Odums	3	36	12.0	115	2
Nov 7	W	48-13	Tampa Bay	62,503	Francowiak	12	25	2.1	7	0
Nov 14	W	17-0	at San Diego	62,017	Van Heusen	1	20	20.0	20	0
Nov 21	W	14-13	N.Y. Giants	62,961	Dolbin	2	5	2.5	8	0
Nov 28	L	14-38	at New England	61,128	Penrose	2	-3	-1.5	-1	0
Dec 5	W	17-16	Kansas City	57,995	Moses	1	-4	-4.0	-4	0
Dec 12	W	28-14	at Chicago	44,459	BRONCOS	500	1932	3.9	31	14
					OPPONENTS	495	1709	3.5	26	14

Team Statistics	Den	Opp
TOTAL FIRST DOWNS	239	222
Rushing	106	90
Passing	114	104
Penalty	19	28
Third-Down Efficiency	69/193	73/222
TOTAL NET YARDS	4136	3735
Avg. Per Game	295.4	266.8
Total Plays	901	903
Avg. Gain Per Play	4.6	4.1
NET YARDS RUSHING	1932	1709
Avg. Per Game	138.0	122.1
Total Rushes	500	495
Avg. Per Rush	3.9	3.5
NET YARDS PASSING	2204	2026
Avg. Per Game	157.4	144.7
Sacked/Yards Lost	48/306	32/242
Gross Yards	2510	2268
Att./Completions	353/168	391/214
Completion Pct.	47.6	54.7
Had Intercepted	22	24
PUNTS/AVERAGE	84/35.1	91/37.2
NET PUNTING AVG	29.9	28.5
PUNT RETURNS/AVG	51/12.5	43/8.7
KICKOFF RETURNS/AVG	46/23.4	50/24.1
MISC. RETURNS/AVG	12/5.7	8/0.9
INTERCEPTIONS/RET.	24/19.0	22/11.8
PENALTIES/YARDS	105/986	88/715
FUMBLES/BALL LOST	23/12	23/13
TOUCHDOWNS	39	25
Rushing	14	14
Passing	15	8
Returns	10	3
EXTRA POINTS/ATT	36/39	20/25
FIELD GOALS/ATT	15/21	12/27
TOTAL POINTS	315	206

Score By Periods	1	2	3	4	OT	Total
BRONCOS	70	71	88	86		315
OPPONENTS	30	87	36	83		206

SCORING	TD	Ru	Pa	Rt	PAT	FG	S	TP
Turner	0	0	0	0	36/39	15/21	0	81
Moses	7	0	7	0	0/0	0/0	0	42
Armstrong	6	5	1	0	0/0	0/0	0	36
Upchurch	6	1	1	4	0/0	0/0	0	36
Odums	5	2	3	0	0/0	0/0	0	30
Keyworth	4	3	1	0	0/0	0/0	0	24
Klick	2	1	1	0	0/0	0/0	0	12
Perrin	2	2	0	0	0/0	0/0	0	12
Rowser	2	0	0	2	0/0	0/0	0	12
Dolbin	1	0	1	0	0/0	0/0	0	6
Jackson	1	0	0	1	0/0	0/0	0	6
Polt	1	0	0	1	0/0	0/0	0	6
Gradishar	1	0	0	1	0/0	0/0	0	6
Jones	1	0	0	1	0/0	0/0	0	6
BRONCOS	39	14	15	10	36/39	15/21	0	315
OPPONENTS	25	14	8	3	20/25	12/28	0	206

PUNT RETURNS	Ret	FC	Yds	Avg	LG	TD
Upchurch	39	3	536	13.7	192	4
Thompson	6	0	60	10.0	20	0
Foley	5	0	42	8.4	16	0
Schultz	1	2	2	2.0	2	0
BRONCOS	51	5	640	12.5	192	4
OPPONENTS	43	1	372	8.7	164	1

KICKOFF RETURNS	No.	Yds	Avg	LG	TD
Perrin	14	391	27.9	43	0
Schultz	3	82	27.3	38	0
Upchurch	22	514	23.4	64	0
Hyde	1	17	17.0	17	0
Brown	3	41	13.7	14	0
Francowiak	2	22	11.0	14	0
Goodman	1	8	8.0	8	0
BRONCOS	46	1075	23.4	64	0
OPPONENTS	50	1206	24.1	43	0

FIELD GOAL BREAKDOWN	Distance	1-19	20-29	30-39	40-49	50+
Turner	1/1	7/8	4/5	3/7	—	—
OPP	1/2	4/6	3/7	4/11	0/2	0/2
Turner (20G,30G) (47G) (40W,47G,25G,36G, 27G) (31G,49S) (1) (21G,28G) (19G,33G) (44B, 42G) (44S) (1) (38B,20G) (27-nit upright)						

SACKS: Chavous 8, Gradishar 7, Carter 4, T. Jackson 4, P. Smith 3, Hammond 1, Jones 1, Swenson 1, Rizzo 1, Moore 1, Dolbin 1. **TOTAL: 32.**

PASSING	Att.	Comp.	Yds.	Cmp.%	Yd./Att.	TD	TD%	Int.	Int.%	LG	Tkd/Yds	Rtg.
Ramsey	270	128	1931	47.4	7.15	11	4.1	13	4.8	171	39/261	65.1
Weese	47	24	314	51.1	6.68	1	2.1	6	12.8	43	9/45	39.9
Penrose	36	16	265	44.4	7.36	3	8.3	3	8.3	41	0/0	62.8
BRONCOS	353	168	2510	47.6	7.11	15	4.2	22	6.2	171	48/306	59.6
OPPONENTS	391	214	2268	54.7	5.80	8	2.0	24	6.1	58	33/253	53.1

1977 FINAL STATISTICS (12-2)

Date	W/L	Score	Opponent	Attend.	RUSHING	No.	Yds.	Avg	LG	TD
Sept 18	W	7-0	St. Louis	75,002	Armstrong	130	489	3.8	35	4
Sept 25	W	26-6	Buffalo	74,737	Perrin	110	456	4.1	62	3
Oct 2	W	24-13	at Seattle	53,108	Lytle	104	408	3.9	21	1
Oct 9	W	23-7	Kansas City	74,718	Keyworth	83	311	3.7	16	1
Oct 16	W	30-7	at Oakland	53,616	Jensen	40	143	3.6	12	1
Oct 23	W	24-13	at Cincinnati	54,395	Morton	31	125	4.0	15	4
Oct 30	L	14-24	Oakland	75,007	Weese	11	56	5.1	21	1
Nov 6	W	21-7	Pittsburgh	74,967	Penrose	4	24	6.0	17	0
Nov 13	W	17-14	at San Diego	45,211	Upchurch	1	19	19.0	119	1
Nov 20	W	14-7	at Kansas City	54,050	Dolbin	2	12	6.0	14	0
Nov 27	W	27-13	Baltimore	74,939	Klick	1	1	1.0	1	0
Dec 4	W	24-14	at Houston	46,875	Dilts	1	0	0.0	0	0
Dec 11	W	17-9	San Diego	74,905	Moses	5	-1	-2	8	0
Dec 18	L	6-14	at Dallas	63,752	BRONCOS	523	2043	3.9	62	16
					OPPONENTS	470	1530	3.3	65	5

Team Statistics	Den	Opp
TOTAL FIRST DOWNS	223	217
Rushing	101	77
Passing	107	123
Penalty	15	17
Third-Down Made/Att.	72/210	71/221
Third-Down Efficiency	34%	32%
TOTAL NET YARDS	3906	3774
Avg. Per Game	279.0	269.6
Total Plays	887	941
Avg. Gain Per Play	4.4	4.0
NET YARDS RUSHING	2043	1530
Avg. Per Game	145.9	109.3
Total Rushes	523	470
Avg. Per Rush	3.9	3.3
NET YARDS PASSING	1863	2244
Avg. Per Game	133.1	160.3
Sacked/Yards Lost	50/402	35/312
Gross Yards	2265	2556
Att./Completions	314/163	426/235
Completion Pct.	51.9	55.2
Had Intercepted	12	25
PUNTS/AVERAGE	91/39.2	95/40.7
NET PUNTING AVG	33.7	31.3
PUNT RETURNS/AVG	59/12.5	54/7.4
KICKOFF RETURNS/AVG	34/21.5	50/21.7
INTERCEPTIONS/RET.	25/19.6	12/14.3
PENALTIES/YARDS	91/883	97/718
FUMBLES/BALL LOST	28/15	27/14
TOUCHDOWNS	34	18
Rushing	16	5
Passing	15	11
Returns	3	2
EXTRA POINTS/ATTEMPTS	31/34	16/18
FIELD GOALS/ATTEMPTS	13/19	8/22
TOTAL POINTS	274	148

Score By Periods	1	2	3	4	OT	Total
BRONCOS	68	72	60	74		274
OPPONENTS	45	46	40	17		148

SCORING	TD	Ru	Pa	Rt	PAT	FG	S	TP
Turner	1	0	1	0	31/34	13/19	0	76
Armstrong	4	4	0	0	0/0	0/0	0	24
Moses	4	0	4	0	0/0	0/0	0	24
Morton	4	4	0	0	0/0	0/0	0	24
Perrin	4	3	1	0	0/0	0/0	0	24
Upchurch	4	1	2	1	0/0	0/0	0	24
Dolbin	3	0	3	0	0/0	0/0	0	18
Odums	3	0	3	0	0/0	0/0	0	18
Lytle	2	1	1	0	0/0	0/0	0	12
Wright	1	0	0	1	0/0	0/0	0	6
Keyworth	1	1	0	0	0/0	0/0	0	6
Jensen	1	1	0	0	0/0	0/0	0	6
Weese	1	1	0	0	0/0	0/0	0	6
Jackson	1	0	0	1	0/0	0/0	0	6
BRONCOS	34	16	15	3	31/34	13/19	0	274
OPPONENTS	18	5	11	2	16/18	8/22	0	148

FIELD GOAL BREAKDOWN	Distance	1-19	20-29	30-39	40-49	50+	Total
Turner	0/0	3/4	7/10	3/5	0/0	0/0	13/19
OPP	1/1	2/3	1/5	4/9	0/4	0/2	8/22

SACKS: Alzado 8, Chavous 8, Carter 6, T. Jackson 4, Manor 4, Gradishar 3, Swenson 2, Rizzo 1, Thompson 1. **TOTAL: 37**

PASSING	Att.	Comp.	Yds.	Cmp.%	Yd./Att.	TD	TD%	Int.	Int.%	LG	Tkd/Yds	Rtg.
Morton	254	131	1929	51.6	7.59	14	5.5	8	3.1	181	43/338	82.1
Penrose	40	21	217	52.5	5.43	0	0.0	4	10.0	35	5/49	28.9
Weese	20	11	119	55.0	5.95	1	5.0	0	0.0	31	2/15	89.4
BRONCOS	314	163	2265	51.9	7.21	15	4.8	12	3.8	181	50/402	75.6
OPPONENTS	426	235	2556	55.2	6.00	11	2.6	25	5.9	51	35/312	57.2

1978 FINAL STATISTICS (10-6)

Date	W/L	Score	Opponent	Attend.	RUSHING	No.	Yds.	Avg	LG	TD
Sept 3	W	14-6	Oakland	74,904	Perrin	108	455	4.2	28	4
Sept 11	L	9-12	at Minnesota (OT)	46,508	Keyworth	112	444	4.0	30	3
Sept 17	W	27-14	San Diego	74,983	Armstrong	112	381	3.4	20	1
Sept 24	W	23-17	at Kansas City (OT)	60,593	Canada	79	365	4.6	47	3
Oct 1	W	28-7	Seattle	74,989	Lytle	81	341	4.2	25	2
Oct 8	L	0-23	at San Diego	50,077	Preston	66	296	4.5	16	1
Oct 16	W	16-7	Chicago	75,009	Morton	17	71	4.2	12	0
Oct 22	L	6-7	at Baltimore	54,057	Weese	17	48	2.8	8	1
Oct 29	W	20-17	at Seattle (OT)	62,948	Upchurch	5	31	6.2	11	0
Nov 5	L	26-31	N.Y. Jets	72,983	Foley	1	14	14.0	14	0
Nov 12	W	19-7	at Cleveland	70,856	Odoms	2	5	2.5	7	0
Nov 19	W	16-3	Green Bay	74,965	Penrose	1	0	0.0	0	0
Nov 23	L	14-17	at Detroit	71,785	BRONCOS	601	2451	4.0	47	15
Dec 3	W	21-6	at Oakland	53,932	OPPONENTS	549	1979	3.6	76	12
Dec 10	W	24-3	Kansas City	74,149						
Dec 16	L	17-21	Pittsburgh	74,104						

Team Statistics	Den	Opp
TOTAL FIRST DOWNS	294	251
Rushing	129	106
Passing	137	120
Penalty	28	25
Third-Down Made/Att.	81/226	88/249
Third-Down Efficiency	36%	35%
TOTAL NET YARDS	4829	4448
Avg. Per Game	301.8	278.0
Total Plays	1039	1016
Avg. Gain Per Play	4.6	4.4
NET YARDS RUSHING	2451	1979
Avg. Per Game	143.2	123.7
Total Rushes	601	549
NET YARDS PASSING	2378	2469
Avg. Per Game	148.6	154.3
Sacked/Yards Lost	48/332	30/243
Gross Yards	2710	2712
Att./Completions	391/217	438/246
Completion Pct.	55%	56%
Had Intercepted	17	31
PUNTS/AVERAGE	96/36.4	88/39.9
NET PUNTING AVG	32.8	29.9
FUMBLIES/YARDS	132/1097	114/894
FUMBLES/BALL LOST	28/17	28/13
TOUCHDOWNS	36	21
Rushing	15	12
Passing	17	9
Returns	4	0
TOTAL POINTS	282	198

Score By Periods	1	2	3	4	OT	Total
BRONCOS	58	55	71	89	9	282
OPPONENTS	44	75	50	26	3	198

SCORING	TD	Ru	Pa	Rt	PAT	FG	S	TP
Turner	0	0	0	0	31/35	11/22	0	64
Odoms	6	0	6	0	0/0	0/0	0	36
Perrin	5	4	1	0	0/0	0/0	0	30
Moses	5	0	5	0	0/0	0/0	0	30
Keyworth	4	3	1	0	0/0	0/0	0	24
Canada	3	3	0	0	0/0	0/0	0	18
Armstrong	2	1	1	0	0/0	0/0	0	12
Upchurch	2	0	1	1	0/0	0/0	0	12
Lytle	2	2	0	0	0/0	0/0	0	12
Preston	2	1	1	0	0/0	0/0	0	12
Weese	1	1	0	0	0/0	0/0	0	6
Thompson	1	0	0	1	0/0	0/0	0	6
Gradishar	1	0	0	1	0/0	0/0	0	6
Jackson, T.	1	0	0	1	0/0	0/0	0	6
Egloff	1	0	1	0	0/0	0/0	0	6
Alzado	0	0	0	0	0/0	0/0	1	2
BRONCOS	36	15	17	4	31/35	11/22	1	282
OPPONENTS	21	12	9	0	21/21	17/27	0	198

RECEIVING	No.	Yds	Avg	LG	TD
Odoms	54	829	15.4	142	6
Moses	37	744	20.1	42	5
Dolbin	24	284	11.8	21	0
Preston	24	199	8.3	21	1
Keyworth	21	166	7.9	20	1
Upchurch	17	210	12.4	129	1
Armstrong	12	98	8.2	19	1
Perrin	10	54	5.4	13	1
Canada	6	37	6.2	12	0
Lytle	6	37	6.2	10	0
Egloff	4	33	8.3	15	1
Kinney	1	23	23.0	23	0
Turner	1	-4	-4.0	-4	0
BRONCOS	217	2710	12.4	42	17
OPPONENTS	246	2712	11.0	175	9

INTERCEPTIONS	No.	Yds	Avg	LG	TD
Jackson, B.	6	128	21.2	38	0
Foley	6	84	14.0	30	0
Gradishar	4	19	4.8	8	0
Thompson	4	0	0.0	0	0
Jackson, T.	3	28	9.3	128	1
Rizzo	3	10	3.3	10	0
Turk	2	36	18.0	22	0
Wright	2	2	1.0	2	0
Swenson	1	0	0.0	0	0
BRONCOS	31	307	9.9	38	1
OPPONENTS	17	195	11.5	61	0

PUNTING	No.	Yds	Avg	TB	in20	LG	B
Dilts	96	3494	36.4	6	23	73	0
OPPONENTS	86	3510	40.8	15	14	60	2

PUNT RETURNS	Ret	FC	Yds	Avg	LG	TD
Upchurch	36	2	493	13.7	175	1
Preston	10	0	68	6.8	23	0
West	1	2	20	6.7	12	0
Thompson	1	0	3	3.0	3	0
Pane	1	0	-2	-2.0	1	0
BRONCOS	51	4	582	11.4	175	1
OPPONENTS	47	21	226	4.8	55	0

KICKOFF RETURNS	No.	Yds	Avg	LG	TD
Perrin	12	256	21.3	33	0
Jackson, B.	9	209	23.2	40	0
Upchurch	8	222	27.8	41	0
Preston	7	154	22.0	32	0
Keyworth	2	24	12.0	13	0
Pane	1	29	29.0	29	0
West	1	24	24.0	24	0
Schultz	1	20	20.0	20	0
Turk	1	14	14.0	14	0
BRONCOS	42	952	22.6	41	0
OPPONENTS	52	1223	23.5	51	0

FIELD GOAL BREAKDOWN	Distance	1-19	20-29	30-39	40-49	50+	Total
Turner	1/1	3/4	3/7	4/8	0/2	11/22	
OPP	2/3	8/9	4/7	3/8	0/0	17/27	

SACKS: Alzado 9, Carter 6.5, Chavous 4, T. Jackson 3, Latimer 2, Rizzo 2, Swenson 1.5, Grant 1.5, Nairne 1, Manor 0.5. TOTAL: 31

PASSING	Att.	Comp.	Yds.	Cmp.%	Yd./Att.	TD	TD%	Int.	Int.%	LG	Tkd/Yds	Rtg.
Morton	267	146	1802	54.7	6.75	11	4.1	8	3.0	142	36/238	76.9
Weese	87	55	723	63.2	8.31	4	4.6	5	5.7	31	12/94	80.9
Penrose	37	16	185	43.2	5.00	2	5.4	4	10.8	29	0/0	37.3
BRONCOS	391	217	2710	55.5	6.93	17	4.3	17	4.3	142	48/332	73.6
OPPONENTS	438	246	2712	56.2	6.19	9	2.1	31	7.1	175	30/243	52.1

1979 FINAL STATISTICS (10-6)

Date	W/L	Score	Opponent	Attend.	Keyworth	81	323	4.0	17	1
Sept 2	W	10-0	Cincinnati	74,788	Preston	43	169	3.9	18	1
Sept 6	L	9-13	Los Angeles	74,884	Canada	36	143	4.0	17	0
Sept 16	W	20-17	at Atlanta (OT)	57,677	Weese	18	116	6.4	20	3
Sept 23	W	37-34	Seattle	74,879	Prestridge	1	29	29.0	29	0
Sept 30	L	3-27	at Oakland	52,632	Morton	22	17	0.8	7	1
Oct 7	W	7-0	San Diego	74,997	Upchurch	3	17	5.7	18	0
Oct 14	W	24-10	at Kansas City	74,292	Dixon	3	9	3.0	7	0
Oct 22	L	7-42	at Pittsburgh	49,699	Odoms	1	-7	-7.0	-7	0
Oct 28	W	20-3	Kansas City	74,908	BRONCOS	524	2040	3.8	30	13
Nov 4	W	10-3	New Orleans	74,482	OPPONENTS	502	1693	3.4	72	16
Nov 11	W	45-10	New England	74,379						
Nov 18	W	38-28	at San Francisco	42,910	RECEIVING	No.	Yds	Avg	Long	TD
Nov 25	L	10-14	Oakland	74,186	Upchurch	64	937	14.5	47	7
Dec 2	W	19-16	at Buffalo	37,886	Moses	54	943	17.5	164	6
Dec 8	L	23-28	at Seattle	60,038	Odoms	40	638	16.0	45	1
Dec 17	L	7-17	at San Diego	51,906	Jensen	19	144	7.6	125	1
					Preston	19	137	7.2	19	1
					Keyworth	18	132	7.3	18	0
					Armstrong	14	138	9.9	17	1
					Lytle	13	93	7.2	12	0
					Watson	6	83	13.8	22	0
					Egloff	5	70	14.0	22	0
					Dolbin	3	74	24.7	45	0
					Canada	3	36	12.0	15	0
					Turner	1	6	6.0	6	0
					Studdard	1	2	2.0	12	1
					BRONCOS	260	3433	13.2	164	18
					OPPONENTS	296	3321	11.2	65	11

Team Statistics	Den	Opp
TOTAL FIRST DOWNS	306	273
Rushing	130	100
Passing	149	146
Penalty	27	27
Third-Down Made/Att.	77/222	95/248
Third-Down Efficiency	35%	38%
TOTAL NET YARDS	5142	4852
Avg. Per Game	321.4	303.3
Total Plays	1044	1033
Avg. Gain Per Play	4.9	4.7
NET YARDS RUSHING	2040	1963
Avg. Per Game	127.5	105.8
Total Rushes	524	502
NET YARDS PASSING	3102	3159
Avg. Per Game	193.9	197.4
Sacked/Yards Lost	44/331	19/162
Gross Yards	3433	3321
Att./Completions	476/260	512/296
Completion Pct.	58%	58%
Had Intercepted	23	19
PUNTS/AVERAGE	89/39.9	88/42.1
NET PUNTING AVG	33.0	34.1
PENALTIES/YARDS	116/1006	118/1033
FUMBLES/BALL LOST	35/18	30/19
TOUCHDOWNS	36	31
Rushing	13	16
Passing	18	11
Returns	5	4
TOTAL POINTS	289	262

Score By Periods	1	2	3	4	OT	Total
BRONCOS	64	83	89	40	3	289
OPPONENTS	37	107	44	74	0	262

SCORING	TD	Ru	Pa	Rt	PAT	FG	S	TP
Turner	0	0	0	0	32/34	13/21	0	71
Upchurch	7	0	7	0	0/0	0/0	0	42
Moses	6	0	6	0	0/0	0/0	0	36
Lytle	4	4	0	0	0/0	0/0	0	24
Weese	3	3	0	0	0/0	0/0	0	18
Armstrong	3	2	1	0	0/0	0/0	0	18
Preston	2	1	1	0	0/0	0/0	0	12
Jensen	2	1	1	0	0/0	0/0	0	12
Morton	1	1	0	0	0/0	0/0	0	6
Keyworth	1	1	0	0	0/0	0/0	0	6
Odoms	1	0	1	0	0/0	0/0	0	6
Studdard	1	0	0	1	0/0	0/0	0	6
Nairne	1	0	0	1	0/0	0/0	0	6
Thompson	1	0	0	1	0/0	0/0	0	6
Wright	1	0	0	1	0/0	0/0	0	6
Carler	1	0	0	1	0/0	0/0	0	6
BRONCOS	36	13	18	5	32/34	13/21	1	289
OPPONENTS	31	16	11	4	31/31	15/26	0	262

1980 FINAL STATISTICS (8-8)

Date	W/L	Score	Opponent	Attend.	RUSHING	No.	Yds.	Avg	LG	TD
Sept 7	L	6-27	at Philadelphia	70,307	Jensen	101	476	4.7	32	2
Sept 14	W	41-20	Dallas	74,919	Armstrong	106	470	4.4	20	4
Sept 21	L	13-30	San Diego	74,970	Preston	111	385	3.5	19	4
Sept 29	L	14-23	at New England	59,602	Lytle	57	223	3.9	35	1
Oct 5	W	19-16	at Cleveland	81,065	Keyworth	38	127	3.3	14	1
Oct 13	W	20-17	Washington	74,657	McCutcheon	12	52	4.3	12	0
Oct 19	L	17-23	Kansas City	74,459	Upchurch	5	49	9.8	21	0
Oct 26	W	14-9	at N.Y. Giants	67,598	Robinson	21	47	2.2	22	3
Nov 2	L	16-20	Houston	74,717	Morton	21	29	1.4	9	1
Nov 9	W	20-13	at San Diego	51,435	Moorehead	2	7	3.5	4	0
Nov 16	W	31-24	N.Y. Jets	72,114	Knappe	6	0	0.0	9	0
Nov 23	W	36-20	Seattle	73,274	BRONCOS	480	1865	3.9	35	16
Dec 1	L	3-9	at Oakland	51,583	OPPONENTS	554	2117	3.8	55	10
Dec 7	L	14-31	at Kansas City	40,237						
Dec 14	L	21-24	Oakland	73,974						
Dec 21	W	25-17	at Seattle	51,853						

Team Statistics	Den	Opp
TOTAL FIRST DOWNS	286	303
Rushing	107	125
Passing	158	158
Penalty	21	20
Third-Down Made/Att.	84/223	91/228
Third-Down Efficiency	38%	40%
TOTAL NET YARDS	4642	5242
Avg. Per Game	290.1	327.6
Total Plays	992	1043
Avg. Gain Per Play	4.7	5.0
NET YARDS RUSHING	1865	2117
Avg. Per Game	116.6	132.3
Total Rushes	480	554
NET YARDS PASSING	2777	3125
Avg. Per Game	173.6	195.3
Sacked/Yards Lost	44/330	39/324
Gross Yards	3107	3449
Att./Completions	467/262	449/270
Completion Pct.	56%	60%
Had Intercepted	25	16
Average per Pass Play	5.4	6.4
PUNTS/AVERAGE	70/43.9	70/41.6
NET PUNTING AVG	35.9	34.1
TOTAL RETURN YARDAGE	2041	2021
Punt Returns/Average	42/9.7	52/8.5
Kickoff Returns/Average	62/20.8	55/21.6
Intercept. Ret./Average	16/21.4	25/15.6
PENALTIES/YARDS	93/899	101/850
FUMBLES/BALL LOST	26/13	26/12
TOUCHDOWNS	33	34
Rushing	16	10
Passing	14	20
Returns	3	4
Extra Points Made/Attempts	32/33	32/34
Field Goals Made/Attempts	26/34	29/40
TOTAL POINTS	310	323

Score By Periods	1	2	3	4	OT	Total
BRONCOS	63	90	86	71	--	310
OPPONENTS	39	156	38	88	--	323

SCORING	TD	Ru	Pa	Rt	PAT	FG	S	TP
Steinfert	0	0	0	0	32/33	26/34	0	110
Odums	6	0	6	0	0/0	0/0	0	36
Moses	4	0	4	0	0/0	0/0	0	24
Preston	4	4	0	0	0/0	0/0	0	24
Armstrong	4	4	0	0	0/0	0/0	0	24
Robinson	3	3	0	0	0/0	0/0	0	18
Upchurch	3	0	3	0	0/0	0/0	0	18
Jensen	3	2	1	0	0/0	0/0	0	18
Lytle	1	1	0	0	0/0	0/0	0	6
Morton	1	1	0	0	0/0	0/0	0	6
Gradihar	1	0	0	1	0/0	0/0	0	6
Latimer	1	0	0	1	0/0	0/0	0	6
Keyworth	1	1	0	0	0/0	0/0	0	6
Thompson	1	0	0	1	0/0	0/0	0	6
Jones	0	0	0	0	0/0	0/0	1	2
BRONCOS	33	16	14	3	32/33	26/34	1	310
OPPONENTS	34	10	20	4	32/34	29/40	0	323

PASSING	Att.	Comp.	Yds.	Cmp.%	Yd./Att.	TD	TD%	Int.	Int.%	LG	Tkd/Yds	Rtg.
Morton	301	183	2150	60.8	7.14	12	4.0	13	4.3	41	26/190	77.8
Robinson	162	78	942	48.1	5.81	2	1.2	12	7.4	52	17/136	39.5
Knappe	4	1	15	25.0	3.75	0	0.0	0	0.0	15	0/0	42.7
McCutcheon	0	0	0	0.0	0.00	0	0.0	0	0.0	0	1/4	39.5
BRONCOS	467	262	3107	56.1	6.65	14	3.0	25	5.4	52	44/330	64.0
OPPONENTS	449	270	3449	60.1	7.68	20	4.5	16	3.6	56	39/324	84.1

1981 FINAL STATISTICS (10-6)

Date	W/L	Score	Opponent	Attend.	RUSHING	No.	Yds.	Avg	LG	TD
Sept 6	W	9-7	Oakland	74,796	Parros	176	749	4.3	25	2
Sept 13	L	10-13	at Seattle	58,513	Preston	183	640	3.5	23	3
Sept 20	W	28-10	Baltimore	74,804	Reed	68	156	2.3	10	0
Sept 27	W	42-24	San Diego	74,844	Canada	33	113	3.4	11	3
Oct 4	W	17-0	at Oakland	51,035	Lytle	30	106	3.5	18	4
Oct 11	W	27-21	Detroit	74,816	Upchurch	5	56	11.2	37	0
Oct 18	L	14-28	at Kansas City	74,672	DeBerg	9	40	4.4	11	0
Oct 25	L	7-9	at Buffalo	77,757	Morton	8	19	2.3	5	0
Nov 2	W	19-17	Minnesota	74,834	Wright	1	11	11.0	11	0
Nov 8	W	23-20	Cleveland (OT)	74,859	Watson	2	6	3.0	6	0
Nov 15	W	24-7	at Tampa Bay	64,518	BRONCOS	515	1895	3.7	37	12
Nov 22	L	21-38	at Cincinnati	57,207	OPPONENTS	467	1992	4.3	182	17
Nov 29	L	17-34	at San Diego	51,533						
Dec 6	W	16-13	Kansas City	74,744						
Dec 13	W	23-13	Seattle	74,527						
Dec 20	L	24-35	at Chicago	40,125						

Team Statistics	Den	Opp
TOTAL FIRST DOWNS	306	268
Rushing	91	103
Passing	181	142
Penalty	34	23
Third-Down Made/Att.	86/230	74/219
Third-Down Efficiency	37%	34%
TOTAL NET YARDS	5426	4860
Avg. Per Game	339.1	303.8
Total Plays	1062	999
Avg. Gain Per Play	5.1	4.9
NET YARDS RUSHING	1895	1992
Avg. Per Game	118.4	124.5
Total Rushes	515	467
Avg. Per Rush	3.7	4.3
NET YARDS PASSING	3531	2868
Avg. Per Game	220.7	179.3
Sacked/Yards Lost	61/461	36/295
Gross Yards	3992	3163
Att./Completions	485/289	497/267
Completion Pct.	60%	54%
Had Intercepted	21	23
Average per Pass Play	6.5	5.4
PUNTS/AVERAGE	86/40.4	88/43.1
NET PUNTING AVG	34.8	36.0
TOTAL RETURN YARDAGE	1584	1800
Punt Returns/Average	51/8.6	46/8.4
Kickoff Returns/Average	47/17.0	47/21.4
Intercept. Ret./Average	23/14.9	21/19.3
PENALTIES/YARDS	99/832	104/949
FUMBLES/BALL LOST	26/18	36/23
TOUCHDOWNS	39	35
Rushing	12	17
Passing	27	13
Returns	0	5
Extra Points Made/Attempts	36/38	34/35
Field Goals Made/Attempts	17/30	15/27
TOTAL POINTS	321	289

INTERCEPTIONS	No.	Yds	Avg	LG	TD
Foley	5	81	16.2	24	0
Gradihar	4	38	9.5	16	0
Thompson	4	14	3.5	14	0
Swenson	3	53	17.7	32	0
Kyle	2	40	20.0	40	0
Harden	2	34	17.0	38	0
Smith	1	65	65.0	65	0
Manor	1	16	16.0	16	0
Evans	1	1	1.0	1	0
BRONCOS	23	342	14.9	65	0
OPPONENTS	21	405	19.3	169	4

PUNTING	No.	Yds	Avg	TB	in20	LG	B
Prestridge	86	3478	40.4	5	20	67	0
OPPONENTS	87	3789	43.6	9	18	71	1

PUNT RETURNS	Ret	FC	Yds	Avg	LG	TD
Manning	41	4	378	9.2	39	0
Upchurch	9	1	63	7.0	15	0
Kyle	1	0	0	0.0	0	0
BRONCOS	51	5	441	8.6	39	0
OPPONENTS	46	17	388	8.4	26	0

KICKOFF RETURNS	No.	Yds	Avg	LG	TD
Manning	26	514	19.8	31	0
Harden	11	178	16.2	23	0
Lytle	5	80	16.0	24	0
Canada	2	19	9.5	13	0
Egloff	1	7	7.0	7	0
Ryan	1	2	2.0	2	0
Preston	1	1	1.0	1	0
BRONCOS	47	801	17.0	31	0
OPPONENTS	47	1007	21.4	46	0

FIELD GOAL BREAKDOWN	Distance	1-19	20-29	30-39	40-49	50+	Total
Steinfert	0/0	6/9	5/11	6/8	0/2	0/2	17/30
OPP	0/0	5/6	4/6	5/11	1/4	1/4	15/27

SACKS: Jones 9.5, Chavous 4, Manor 4, Carter 3, Swenson 3, Latimer 2.5, Evans 2, Boyd 1, Gradihar 1, Thompson 1, Wright 1. TOTAL: 32
--

Score By Periods	1	2	3	4	OT	Total
BRONCOS	67	91	74	86	3	321
OPPONENTS	63	80	71	75	0	289

PASSING	Att.	Comp.	Yds.	Cmp.%	Yd./Att.	TD	TD%	Int.	Int.%	LG	Tkd/Yds	Rtg.
Morton	376	225	3195	59.8	8.50	21	5.6	14	3.7	195	54/394	90.5
DeBerg	108	64	797	59.3	7.38	6	5.6	6	5.6	44	7/67	77.5
Reed	1	0	0	0.0	0.00	0	0.0	0	0.0	0	0/0	0.0
BRONCOS	485	289	3992	59.6	8.23	227	5.6	21	4.3	195	61/481	86.7
OPPONENTS	497	267	3163	53.7	6.36	13	2.6	23	4.6	165	36/295	62.8

1982 FINAL STATISTICS (2-7)

Date	W/L	Score	Opponent	Attend.	RUSHING	No.	Yds.	Avg	LG	TD
Sept 12	L	3-23	San Diego	73,564	Willhite	70	347	5.0	23	2
Sept 19	W	24-21	San Francisco	73,899	Parros	77	277	3.6	14	1
Sept 26			at New Orleans	Cancelled	Winder	67	259	3.9	18	1
Oct 3			Pittsburgh	Cancelled	Preston	19	81	4.3	13	0
Oct 10			at N.Y. Jets	Cancelled	Poole	7	36	5.1	20	0
Oct 17			at Houston	Cancelled	DeBerg	8	27	3.4	16	1
Oct 24			Oakland	Cancelled	Herrmann	3	7	2.3	16	1
Oct 31			Buffalo	Cancelled	Lytle	2	2	1.0	2	0
Nov 7			at Seattle	Resched. Jan. 2	Watson	1	-4	-4.0	-4	0
Nov 14			at Kansas City	Cancelled	Wright	1	-4	-4.0	-4	0
Nov 21	L	10-17	Seattle	73,916	Upchurch	2	-10	-5.0	-3	0
Nov 28	L	20-30	at San Diego	47,629	BRONCOS	257	1018	4.0	23	6
Dec 5	L	27-34	Atlanta	73,984	OPPONENTS	293	935	3.2	46	8
Dec 12	W	27-24	at L.A. Rams	48,112	RECEIVING	No.	Yds	Avg	LG	TD
Dec 19	L	16-37	Kansas City	74,192	Parros	37	259	7.0	24	2
Dec 26	L	10-27	at L.A. Raiders	44,160	Watson	36	555	15.4	41	2
Jan 2	L	11-13	at Seattle	43,145	Upchurch	26	407	15.7	151	3

Team Statistics	Den	Opp
TOTAL FIRST DOWNS	170	176
Rushing	52	53
Passing	103	104
Penalty	15	19
Third-Down Made/Att.	43/121	48/132
Third-Down Efficiency	36%	36%
TOTAL NET YARDS	2837	3169
Avg. Per Game	315.2	352.1
Total Plays	592	616
Avg. Gain Per Play	4.8	5.1
NET YARDS RUSHING	1018	935
Avg. Per Game	113.1	103.9
Total Rushes	257	293
Avg. Per Rush	4.0	3.2
NET YARDS PASSING	1819	2234
Avg. Per Game	202.1	248.2
Sacked/Yards Lost	24/200	16/116
Gross Yards	2019	2350
Att./Completions	311/181	307/172
Completion Pct.	58%	56%
Had Intercepted	19	12
Average per Pass Play	5.4	6.9
PUNTS/AVERAGE	45/45.0	42/39.4
NET PUNTING AVG	37.8	31.1
TOTAL RETURN YARDAGE	1229	1199
Punt Returns/Average	21/14.5	25/9.1
Kickoff Returns/Average	40/20.5	26/20.8
Intercept. Ret./Average	54/51.6	63/57.1
PENALTIES/YARDS	54/516	63/571
FUMBLES/BALL LOST	24/17	17/7
TOUCHDOWNS	16	25
Rushing	6	8
Passing	8	14
Returns	2	3
Extra Points Made/Attempts	15/16	25/25
Field Goals Made/Attempts	11/13	17/24
TOTAL POINTS	148	226

Score By Periods	1	2	3	4	OT	Total
BRONCOS	26	47	33	42	--	148
OPPONENTS	40	79	40	67	--	226

SCORING	TD	Ru	Pa	Rt	PAT	FG	S	TP
Karlis	0	0	0	0	15/16	11/13	0	48
Upchurch	0	0	3	2	0/0	0/0	0	30
Parros	3	1	2	0	0/0	0/0	0	18
Willhite	2	2	0	0	0/0	0/0	0	12
Watson	2	0	2	0	0/0	0/0	0	12
DeBerg	1	1	0	0	0/0	0/0	0	6
Winder	1	1	0	0	0/0	0/0	0	6
Herrmann	1	1	0	0	0/0	0/0	0	6
Wright	1	0	1	0	0/0	0/0	0	6
BRONCOS	16	6	8	2	15/16	11/13	2	148
OPPONENTS	25	8	14	3	25/25	17/24	0	226

PASSING	Att.	Comp.	Yds.	Cmp.p.	Yd./Att.	TD	TD%	Int.	Int.%	LG	Tkd/Yds	Rtg.
DeBerg	223	131	1405	58.7	6.30	7	3.1	11	4.9	151	16/130	67.1
Herrmann	60	32	421	53.3	7.02	1	1.7	4	6.7	39	4/48	53.4
Morton	26	18	193	69.2	7.42	0	0.0	3	11.5	20	3/19	51.0
Willhite	2	0	0	0.0	0.00	0	0.0	1	50.0	0	0/0	0.0
Upchurch	0	0	0	0.0	0.00	0	0.0	0	0.0	0	1/3	39.5
BRONCOS	311	181	2019	58.2	6.49	8	2.6	19	6.1	151	24/200	60.8
OPPONENTS	307	172	2350	56.0	7.65	14	4.6	12	3.9	186	16/116	79.6

1983 FINAL STATISTICS (9-7)

Date	W/L	Score	Opponent	Attend.	RUSHING	No.	Yds.	Avg	Long	TD
Sept 4	W	14-10	at Pittsburgh	58,233	Winder	196	757	3.9	52	3
Sept 11	W	17-10	at Baltimore	52,613	Poole	81	246	3.0	19	4
Sept 18	L	10-13	Philadelphia	74,202	Preston	57	222	3.9	28	1
Sept 25	L	7-22	L.A. Raiders	74,289	Willhite	43	188	4.4	24	3
Oct 2	L	14-31	at Chicago	58,210	Elway	28	146	5.2	23	1
Oct 9	W	26-14	at Houston	58,210	Parros	30	96	3.2	13	1
Oct 16	W	24-17	Cincinnati	74,305	Myles	8	52	6.5	16	0
Oct 23	W	14-6	San Diego	74,581	DeBerg	13	28	2.2	11	1
Oct 30	W	27-24	Kansas City	74,640	Upchurch	6	19	3.2	9	
Nov 6	L	19-27	at Seattle	61,189	Kubiak	4	17	4.3	8	
Nov 13	L	20-22	at L.A. Raiders	51,945	Watson	3	17	5.7	10	0
Nov 20	W	38-27	Seattle	74,710	Prestridge	1	7	7.0	7	0
Nov 27	L	7-31	at San Diego	43,650	Wright, J.	1	-11	-11.0	-11	0
Dec 4	W	27-6	Cleveland	70,912	BRONCOS	471	1784	3.8	52	15
Dec 11	W	21-19	Baltimore	74,854	OPPONENTS	509	1938	3.8	29	14
Dec 18	L	17-48	at Kansas City	11,377						

Team Statistics	Den	Opp
TOTAL FIRST DOWNS	292	321
Rushing	99	119
Passing	155	185
Penalty	38	17
Third-Down Made/Att.	68/213	92/235
Third-Down Efficiency	32%	39%
TOTAL NET YARDS	4811	5609
Avg. Per Game	300.7	350.6
Total Plays	1025	1099
Avg. Gain Per Play	4.7	5.1
NET YARDS RUSHING	1784	1938
Avg. Per Game	111.5	121.1
Total Rushes	471	509
Avg. Per Rush	3.8	3.8
NET YARDS PASSING	3027	3671
Avg. Per Game	189.2	229.4
Sacked/Yards Lost	55/439	38/317
Gross Yards	3466	3988
Att./Completions	499/254	552/307
Completion Pct.	50.9%	55.6%
Had Intercepted	22	27
Avg. per Pass Play	5.5	6.2
PUNTS/AVERAGE	87/41.6	77/44.2
NET PUNTING AVG	34.0	36.2
TOTAL RETURN YARDAGE	1852	1629
Punt Returns/Average	38/11.1	55/9.5
Kickoff Returns/Average	56/19.2	46/17.9
Intercept. Ret./Average	27/13.1	22/12.8
PENALTIES/YARDS	100/804	138/1097
FUMBLES/BALL LOST	34/19	46/20
TOUCHDOWNS	34	36
Rushing	15	14
Passing	17	18
Returns	2	4
Extra Points Made/Attempts	33/34	34/35
Field Goals Made/Attempts	21/25	25/33
TOTAL POINTS	302	327

Score By Periods	1	2	3	4	OT	Total
BRONCOS	41	80	39	142		302
OPPONENTS	85	87	76	79		327

SCORING	TD	Ru	Pa	Rt	PAT	FG	S	TP
Karlis	0	0	0	0	33/34	21/25	0	96
Watson	5	0	5	0	0/0	0/0	0	30
Poole	4	4	0	0	0/0	0/0	0	24
Willhite	4	3	1	0	0/0	0/0	0	24
Parros	3	1	2	0	0/0	0/0	0	18
Sampson	3	0	3	0	0/0	0/0	0	18
Winder	3	3	0	0	0/0	0/0	0	18
Egloff	2	0	2	0	0/0	0/0	0	12
Preston	2	1	1	0	0/0	0/0	0	12
Upchurch	2	0	2	0	0/0	0/0	0	12
Chavous	1	0	0	1	0/0	0/0	0	6
DeBerg	1	1	0	0	0/0	0/0	0	6
Elway	1	1	0	0	0/0	0/0	0	6
Kubiak	1	1	0	0	0/0	0/0	0	6
Myles	1	0	1	0	0/0	0/0	0	6
Thomas	1	0	0	1	0/0	0/0	0	6
Jones	0	0	0	0	0/0	0/0	1	2
BRONCOS	34	15	17	2	33/34	21/25	1	302
OPPONENTS	36	14	18	4	34/36	25/33	0	327

KICKOFF RETURNS	No.	Yds	Avg	LG	TD
Thomas	28	573	20.5	42	0
Upchurch	24	485	20.2	32	0
Winder	1	8	8.0	8	0
Harden	1	2	2.0	2	0
Jackson, T.	56	1077	19.2	42	0
BRONCOS	46	824	17.9	42	0

FIELD GOAL BREAKDOWN	Distance	1-19	20-29	30-39	40-49	50+	Total
Karlis	0/0	7/8	7/9	6/7	1/1	21/25	
OPP	2/2	8/9	6/8	7/8	2/6	25/33	

SACKS:	T. Jackson 5.5, D. Smith 5, Chavous 4.5, Jones 4, Manor 3, Gradishar 2.5, Mecklenburg 2, Bowyer 2, Busick 2, Woodard 2, Carter 1, R. Jackson 1, Wright 1, Latimer 0.5.
TOTAL: 36	

PASSING	Att.	Comp.	Yds.	Cmp.p.	Yd./Att.	TD	TD%	Int.	Int.%	LG	Tkd/Yds	Rtg.
DeBerg	215	119	1617	55.3	7.52	9	4.2	7	3.3	54	25/201	79.7
Kubiak	22	12	186	54.5	8.45	1	4.5	1	4.5	178	2/20	78.9
Elway	259	123	1663	47.5	6.42	7	2.7	14	5.4	149	28/218	54.9
Willhite	1	0	0	0.0	0.00	0	0.0	0	0.0	0	0/0	39.5
Upchurch	2	0	0	0.0	0.00	0	0.0	0	0.0	0	0/0	39.5
BRONCOS	499	254	3466	50.9	6.95	17	3.4	22	4.4	178	55/439	66.4
OPPONENTS	552	307	3990	55.6	7.23	18	3.3	27	4.9	172	38/317	69.0

1984 FINAL STATISTICS (13-3)

Date	W/L	Score	Opponent	Attend.	RUSHING	No.	Yds.	Avg	LG	TD
Sept 2	W	20-17	Cincinnati	74,178	Winder	296	1153	3.9	24	4
Sept 9	L	0-27	at Chicago	54,335	Willhite	77	371	4.8	21	2
Sept 16	W	24-14	at Cleveland	61,980	Elway	56	237	4.2	21	1
Sept 23	W	21-0	Kansas City	74,263	Parros	46	206	4.5	25	2
Sept 30	W	16-13	L.A. Raiders	55,338	Lang	8	42	5.3	15	2
Oct 7	W	28-7	at Detroit	62,546	Brewer	10	28	2.8	8	0
Oct 15	W	17-14	Green Bay	61,204	Kubiak	5	27	3.0	17	1
Oct 21	W	37-7	at Buffalo	91,020	Myles	1	3	1.4	2	0
Oct 28	W	22-19	at L.A. Raiders (OT)	74,908	Johnson	508	2076	4.1	52	12
Nov 4	W	26-19	New England	53,162	BRONCOS	435	1664	3.8	72	10
Nov 11	W	16-13	at San Diego	74,716	OPPONENTS					
Nov 18	W	42-21	Minnesota	74,922	RECEIVING	No.	Yds.	Avg	LG	TD
Nov 25	L	24-27	Seattle	38,494	Watson	69	1170	17.0	73	7
Dec 2	L	13-16	at Kansas City	74,867	Winder	44	288	6.5	21	2
Dec 9	W	16-13	San Diego	64,411	Johnson	42	587	14.0	49	6
Dec 15	W	31-14	at Seattle		Willhite	27	298	11.0	63	0

Team Statistics	Den	Opp
TOTAL FIRST DOWNS	299	311
Rushing	121	90
Passing	152	206
Penalty	26	15
Third-Down Made/Att.	68/207	84/240
Third-Down Efficiency	33%	35%
Fourth-Down Made/Att.	8/7	8/23
Fourth-Down Efficiency	86%	35%

TOTAL NET YARDS	4935	5687
Avg. Per Game	308.4	355.4
Total Plays	1018	1123
Avg. Gain Per Play	4.8	5.1
NET YARDS RUSHING	2076	1664
Avg. Per Game	129.8	104.0
Total Rushes	508	435
Avg. Per Rush	4.1	3.8

NET YARDS PASSING	2859	4023
Avg. Per Game	178.7	251.4
Sacked/Yards Lost	35/257	57/430
Gross Yards	3116	4453
Att./Completions	475/263	632/346
Completion Pct.	55%	55%
Had Intercepted	17	31
Avg. per Pass Play	5.6	5.8

PUNTS/AVERAGE	96/40.1	81/41.5
NET PUNTING YARD	35.4	35.1
TOTAL RETURN YARDAGE	417.8	1700
Punt Returns/Average	41/7.8	44/7.5
Kickoff Returns/Average	45/19.9	55/21.5
Intercept. Ret./Average	31/16.5	17/11.1

PENALTIES/YARDS	78/636	104/891
FUMBLES/BALL LOST	36/17	44/24
TOUCHDOWNS	42	25
Rushing	12	10
Passing	22	16
Returns	8	0

Extra Points Made/Attempts	38/41	26/26
Field Goals Made/Attempts	21/28	19/33
TOTAL POINTS	353	241

Score By Periods	1	2	3	4	OT	Total
BRONCOS	75	125	68	82	3	353
OPPONENTS	49	74	45	73	0	241

SCORING	TD	Ru	Pa	Rt	PAT	FG	S	TP
Karlis	0	0	0	0	38/41	21/28	0	101
Watson	7	0	7	0	0/0	0/0	0	42
Winder	6	4	2	0	0/0	0/0	0	36
Johnson	6	0	6	0	0/0	0/0	0	36
Lang	3	2	1	0	0/0	0/0	0	18
Kay	3	0	3	0	0/0	0/0	0	18
Parros	2	2	0	0	0/0	0/0	0	12
Foley	2	0	0	2	0/0	0/0	0	12
Willhite	2	2	0	0	0/0	0/0	0	12
Kubiak	1	1	0	0	0/0	0/0	0	6
Robbins	1	0	0	1	0/0	0/0	0	6
Smith	1	0	0	1	0/0	0/0	0	6
Woodard	1	0	0	1	0/0	0/0	0	6
Jones	1	0	0	1	0/0	0/0	0	6
Alexander	1	0	1	0	0/0	0/0	0	6
Harden	1	0	0	1	0/0	0/0	0	6
Sampson	1	0	1	0	0/0	0/0	0	6
Wright, L.	1	0	0	1	0/0	0/0	0	6
Wright, J.	1	0	1	0	0/0	0/0	0	6
Elway	4	12	22	8	38/41	21/28	0	353

BRONCOS	TD	Ru	Pa	Rt	PAT	FG	S	TP
OPPONENTS	26	10	16	0	26/26	19/33	1	241

PASSING	Att.	Comp.	Yds.	Cmp.%	Yd./Att.	TD	Int.	Int.%	LG	Tkd/Yds	Rtg.
Elway	380	214	2598	56.3	6.84	18	4.7	15	3.9	73	76.9
Kubiak	78	44	440	56.3	5.64	4	5.3	1	1.3	41	87.6
Stankavage	18	4	58	22.2	3.22	0	0.0	0	0.0	1	17.1
Willhite	2	1	30	50.0	15.0	0	0.0	0	0.0	0	85.3
BRONCOS	475	263	3116	55.4	6.56	22	4.6	17	3.6	73	75.8
OPPONENTS	632	346	4453	54.7	7.05	16	2.5	312	4.9	180	64.9

FIELD GOAL BREAKDOWN	Distance	1-19	20-29	30-39	40-49	50+	Total
Karlis	1/1	6/7	7/8	6/9	1/3	21/28	
OPP	1/1	4/7	3/8	10/13	1/4	19/33	

SACKS: Jones 11, Chavous 7.5, Mecklenburg 7, T. Jackson 5, Townsend 5, Carter 3, Bowyer 3, Dennison 3, Ryan 3, Woodard 3, Busick 1, Comeaux 1, Garnett 1, Robbins 1, D. Smith 1, Wilson 0.5. TOTAL: 57							
--	--	--	--	--	--	--	--

1985 FINAL STATISTICS (11-5)

Date	W/L	Score	Opponent	Attend.	RUSHING	No.	Yds.	Avg	LG	TD
Sept 8	L	16-20	at L.A. Rams	52,522	Winder	199	714	3.6	42	8
Sept 15	W	34-23	New Orleans	74,488	Lang	84	318	3.8	26	5
Sept 22	W	44-28	at Atlanta	37,903	Sewell	82	275	3.4	16	4
Sept 29	L	26-30	Miami	73,614	Elway	50	253	5.1	22	0
Oct 6	W	31-20	Houston	74,699	Willhite	66	237	3.6	14	0
Oct 13	W	15-10	at Indianapolis	60,128	Johnson, V.	10	36	3.6	14	0
Oct 20	W	13-10	Seattle (OT)	74,899	Poole	4	12	3.0	6	0
Oct 27	W	30-10	at Kansas City	68,248	Kubiak	1	6	6.0	6	0
Nov 3	L	10-30	at San Diego	57,312	Norman	1	0	0.0	0	0
Nov 11	W	17-16	San Francisco	73,173	BRONCOS	497	1851	3.7	42	20
Nov 17	W	30-24	San Diego (OT)	74,376	OPPONENTS	475	1973	4.2	161	10
Nov 24	L	28-31	at L.A. Raiders (OT)	63,161						
Dec 1	W	31-23	at Pittsburgh	56,797	RECEIVING	No.	Yds	Avg	LG	TD
Dec 8	L	14-17	L.A. Raiders (OT)	75,042	Watson	61	915	15.0	60	5
Dec 14	W	14-13	Kansas City	69,209	Johnson, V.	51	721	14.1	163	3
Dec 20	W	27-24	at Seattle	56,283	Willhite	35	297	8.5	21	1

Team Statistics	Den	Opp
TOTAL FIRST DOWNS	339	290
Rushing	113	103
Passing	192	168
Penalty	34	19
Third-Down Made/Att.	102/252	74/230
Third-Down Efficiency	40%	32%
Fourth-Down Made/Att.	6/10	8/20
Fourth-Down Efficiency	60%	40%

TOTAL NET YARDS	5496	5179
Avg. Per Game	343.5	323.7
Total Plays	1152	1069
Avg. Gain Per Play	4.8	4.8
NET YARDS RUSHING	1851	1973
Avg. Per Game	115.7	123.3
Total Rushes	497	475
Avg. Per Rush	3.7	4.2

NET YARDS PASSING	3645	3206
Avg. Per Game	227.8	200.4
Sacked/Yards Lost	38/307	47/378
Gross Yards	3952	3584
Att./Completions	617/329	547/277
Completion Pct.	53%	51%
Had Intercepted	23	24
Avg. per Pass Play	5.6	5.4

PUNTS/AVERAGE	94/40.0	94/41.1
NET PUNTING AVG	34.0	34.3
TOTAL RETURN YARDAGE	1920	2003
Punt Returns/Average	46/9.3	38/8.6
Kickoff Returns/Average	52/23.1	64/21.0
Intercept. Ret./Average	24/12.1	23/14.4

PENALTIES/YARDS	85/677	91/953
FUMBLES/BALL LOST	24/7	22/12
TOUCHDOWNS	45	35
Rushing	20	10
Passing	23	22
Returns	2	3

Extra Points Made/Attempts	41/44	35/36
Field Goals Made/Attempts	23/28	26/33
TOTAL POINTS	380	329

Score By Periods	1	2	3	4	OT	Total
BRONCOS	82	142	39	108	9	380
OPPONENTS	48	89	102	84	6	329

SCORING	TD	Ru	Pa	Rt	PAT	FG	S	TP
Karlis	0	0	0	0	41/44	23/38	0	110
Winder	8	8	0	0	0/0	0/0	0	48
Lang	7	5	2	0	0/0	0/0	0	42
Sewell	5	4	1	0	0/0	0/0	0	30
Watson	5	0	5	0	0/0	0/0	0	30
Willhite	4	3	1	0	0/0	0/0	0	24
Sampson	4	0	4	0	0/0	0/0	0	24
Johnson, V.	3	0	3	0	0/0	0/0	0	18
Johnson, B.	3	0	3	0	0/0	0/0	0	18
Kay	3	0	3	0	0/0	0/0	0	18
Harden	1	0	0	1	0/0	0/0	0	6
Wright, J.	1	0	1	0	0/0	0/0	0	6
Wright, L.	1	0	1	0	0/0	0/0	0	6
Elway	45	20	23	2	41/44	23/38	0	380

BRONCOS	TD	Ru	Pa	Rt	PAT	FG	S	TP
OPPONENTS	35	10	22	3	35/36	26/33	0	323

PASSING	Att.	Comp.	Yds.	Cmp.%	Yd./Att.	TD	Int.	Int.%	LG	Tkd/Yds	Rtg.
Elway	605	327	3891	54.0	6.43	22	3.6	23	3.8	165	70.0
Kubiak	5	2	61	40.0	12.20	1	20.0	0	0.0	154	125.7
Willhite	3	0	0	0.0	0.00	0	0.0	0	0.0	0	39.5
Norman	1	0	0	0.0	0.00	0	0.0	0	0.0	0	39.5
Winder	1	0	0	0.0	0.00	0	0.0	0	0.0	0	39.5
Sewell	1	0	0	0.0	0.00	0	0.0	0	0.0	0	39.5
Johnson, V.	1	0	0	0.0	0.00	0	0.0	0	0.0	0	39.5
BRONCOS	617	329	3952	53.3	6.41	23	3.7	23	3.7	165	70.0
OPPONENTS	547	277	3584	50.6	6.55	22	4.0	24	4.4	73	66.5

FIELD GOAL BREAKDOWN	Distance	1-19	20-29	30-39	40-49	50+	Total
Karlis	2/2	7/9	6/11	8/11	0/5	23/38	
OPP	1/1	11/11	10/10	3/8	1/3	26/33	

SACKS: Mecklenburg 13, Jones 10, Chavous 6, Townsend 5, D. Smith 4, Woodard 3, Kragen 2, Fletcher 1, Carter 1, Harden 1, Ryan 1. TOTAL: 47.							
---	--	--	--	--	--	--	--

1986 FINAL STATISTICS (11-5)

Date	W/L	Score	Opponent	Attend.	RUSHING	No.	Yds.	Avg	LG	TD
Sept 7	W	38-36	L.A. Raiders	75,695	Winder	240	789	3.3	31	9
Sept 15	W	21-10	at Pittsburgh	57,305	Willhite	85	365	4.3	24	1
Sept 21	W	37-7	at Philadelphia	63,839	Elway	52	257	4.9	24	1
Sept 28	W	27-20	New England	75,804	Sewell	23	123	5.3	15	1
Oct 5	W	29-14	Dallas	76,082	Lang	29	94	3.2	14	1
Oct 12	W	31-14	at San Diego	55,862	Kubiak	6	22	3.7	10	0
Oct 20	L	10-22	at N.Y. Jets	73,759	Bell	9	17	1.9	12	0
Oct 26	W	20-13	Seattle	76,089	Johnson	5	15	3.0	6	0
Nov 2	W	21-10	at L.A. Raiders	90,153	Jackson, M.	2	6	3.0	5	0
Nov 9	L	3-9	San Diego	75,012	Boddie	1	0	2.0	2	0
Nov 16	W	38-17	Kansas City	75,745	Horan	1	0	0.0	0	0
Nov 23	L	16-19	at N.Y. Giants	75,116	Mobley	1	-1	-1.0	-1	0
Nov 30	W	34-28	Cincinnati	58,705	Norman	1	-1	-1.0	-1	0
Dec 7	L	10-37	at Kansas City	47,019	BRONCOS	455	1678	3.7	42	17
Dec 13	W	31-30	Washington	75,905	OPPONENTS	432	1651	3.8	160	13
Dec 20	L	16-41	at Seattle	63,697						

Team Statistics	Den	Opp
TOTAL FIRST DOWNS	319	291
Rushing	94	93
Passing	184	177
Penalty	41	21
Third-Down Made/Att.	92/222	75/222
Third-Down Efficiency	41%	34%
Fourth-Down Made/Att.	7/15	7/15
Fourth-Down Efficiency	40%	47%
TOTAL NET YARDS	5216	4947
Avg. Per Game	326.0	309.2
Total Plays	1042	1026
Avg. Gain Per Play	5.0	4.8
NET YARDS RUSHING	1678	1651
Avg. Per Game	104.9	103.2
Total Rushes	455	432
Avg. Per Rush	3.7	3.8
NET YARDS PASSING	3538	3296
Avg. Per Game	221.1	206.0
Sacked/Yards Lost	38/273	49/459
Gross Yards	3811	3755
Att./Completions	549/306	545/301
Completion Pct.	55.7%	55.2%
Had Intercepted	16	18
Avg. per Pass Play	6.0	5.5
PUNTS/AVERAGE	86/39.3	86/42.9
NET PUNTING AVG	33.0	34.2
TOTAL RETURN YARDAGE	1964	2024
Punt Returns/Average	48/11.5	40/9.1
Kickoff Returns/Average	53/20.6	65/20.6
Intercept. Ret./Average	18/17.7	16/22.7
PENALTIES/YARDS	104/910	126/1034
FUMBLES/BALL LOST	24/13	32/18
TOUCHDOWNS	45	36
Rushing	27	13
Passing	12	21
Returns	6	2
Extra Points Made/Attempts	44/45	35/36
Field Goals Made/Attempts	20/28	24/32
TOTAL POINTS	378	327

Score By Periods	1	2	3	4	OT	Total
BRONCOS	69	131	89	89	--	378
OPPONENTS	58	92	61	116	--	327

SCORING	TD	Ru	Pa	Rt	PAT	FG	S	TP
Karlis	0	0	0	0	44/45	20/28	0	104
Winder	14	9	5	0	0/0	0/0	0	84
Willhite	9	5	3	1	0/0	0/0	0	54
Lang	3	1	2	0	0/0	0/0	0	18
Harden	3	0	0	3	0/0	0/0	0	18
Watson	3	0	3	0	0/0	0/0	0	18
Elway	2	1	1	0	0/0	0/0	0	12
Sewell	2	1	1	0	0/0	0/0	0	12
Johnson	2	0	2	0	0/0	0/0	0	12
Townsend	1	0	0	1	0/0	0/0	0	6
Studdard	1	0	1	0	0/0	0/0	0	6
Jackson, M.	1	0	1	0	0/0	0/0	0	6
Wilson	1	0	1	0	0/0	0/0	0	6
Woodard	1	0	1	0	0/0	0/0	0	6
Kay	1	0	1	0	0/0	0/0	0	6
Mobley	1	0	1	0	0/0	0/0	0	6
BRONCOS	45	17	22	6	44/45	20/28	0	378
OPPONENTS	36	13	21	2	35/36	24/32	0	327

PASSING	Att.	Comp.	Yds.	Cmp.%	Yd./Att.	TD	TD%	Int.	Int.%	LG	Tkd/Yds	Rtg.
Elway	504	280	3485	55.6	6.91	19	3.8	13	2.6	53	32/233	79.0
Kubiak	38	23	249	60.5	6.55	1	2.6	3	7.9	26	3/23	55.7
May	4	1	11	25.0	2.75	0	0.0	0	0.0	11	0/0	39.6
Norman	1	1	43	100.0	43.00	1	100.0	0	0.0	143	3/17	158.3
Sewell	1	1	23	100.0	23.00	1	100.0	0	0.0	123	3/17	158.3
Johnson	1	0	0	0.0	0.00	0	0.0	0	0.0	0	0/0	39.5
BRONCOS	549	306	3811	55.7	6.94	22	4.0	16	2.9	53	38/273	78.7
OPPONENTS	545	301	3755	55.2	6.89	21	3.9	18	3.3	157	49/459	75.9

1987 FINAL STATISTICS (10-4-1)

Date	W/L	Score	Opponent	Attend.	Willhite	26	141	5.4	29	0
Sept 13	W	40-17	Seattle	75,999	Poole	28	126	4.5	15	1
Sept 20	T	17-17	at Green Bay (OT)	67,500	Sewell	19	83	4.4	17	2
Sept 27	Cancelled		at Cleveland	38,484	Caldwell	16	53	3.3	7	0
Sept 28	L	10-40	*Houston	5624	Bell	13	43	3.3	11	0
Oct 4	W	30-14	*L.A. Raiders	61,230	Nattiel	2	13	6.5	10	0
Oct 12	W	26-17	*at Kansas City	20,296	Micho	4	8	2.0	5	0
Oct 18	W	26-17	at Minnesota	51,011	Boddie	3	7	2.3	4	1
Oct 26	L	34-0	Detroit	75,172	Karcher	9	3	0.3	8	0
Nov 6	L	14-21	at Buffalo	63,584	Kubiak	1	4	4.0	3	0
Nov 16	W	31-29	Chicago	75,783	May	2	-1	-2.0	-2	0
Nov 22	W	23-17	at L.A. Raiders	61,318	Johnson, V.	1	-8	-8.0	-8	0
Nov 29	W	31-17	at San Diego	61,880	BRONCOS	450	1970	3.9	29	18
Dec 6	W	31-20	New England	75,795	OPPONENTS	514	2017	4.4	72	16
Dec 13	W	21-28	at Seattle	61,215						
Dec 19	W	20-17	Kansas City	75,053	RECEIVING	No.	Yds	Avg	LG	TD
Dec 27	W	24-0	San Diego	37,500	Johnson, V.	42	684	16.3	159	7
					Nattiel	31	630	20.3	54	2
					Kay	31	440	14.2	30	0
					Jackson, M.	26	436	16.6	52	2
					Micho	25	242	9.7	126	2
					Lang	17	130	7.6	29	2
					Mobley	16	228	14.3	26	1
					Winder	14	74	5.3	13	1
					Massie	13	244	18.8	139	1
					Sewell	13	209	16.1	172	1
					Watson	11	167	15.2	49	1
					Boddie	9	85	9.4	26	0
					Willhite	9	25	2.8	6	0
					Dudek	7	41	5.9	9	0
					Swanson	6	87	14.5	135	1
					Andrews	4	53	13.3	20	0
					Brown	4	40	10.0	18	0
					Caldwell	4	34	8.5	14	0
					Poole	1	9	9.0	9	0
					Bell	1	8	8.0	8	0
					Payne	1	8	8.0	8	0
					BRONCOS	285	3874	13.6	172	24
					OPPONENTS	261	3040	11.6	151	15

Team Statistics	Den	Opp
TOTAL FIRST DOWNS	331	277
Rushing	132	103
Passing	173	148
Penalty	26	26
Third-Down Made/Att.	106/224	64/183
Third-Down Efficiency	47.3%	35%
Fourth-Down Made/Att.	6/13	5/12
Fourth-Down Efficiency	46.2%	41.7%
TOTAL NET YARDS	5824	4813
Avg. Per Game	374.9	320.8
Total Plays	1070	941
Avg. Gain Per Play	5.3	5.1
NET YARDS RUSHING	1970	1317
Avg. Per Game	124.4	82.3
Total Rushes	510	454
Avg. Per Rush	3.9	4.4
NET YARDS PASSING	3654	2796
Avg. Per Game	243.6	186.4
Sacked/Yards Lost	30/220	31/244
Gross Yards	3674	3040
Att./Completions	530/285	456/261
Completion Pct.	53.8	57.2
Had Intercepted	19	28
Avg. per Pass Play	6.9	6.1
PUNTS/AVERAGE	65/39.9	75/42.1
NET PUNTING AVG	31.6	33.5
TOTAL RETURN YARDAGE	1841	1954
Punt Returns/Average	48/10.1	34/12.5
Kickoff Returns/Average	48/20.7	61/19.1
Intercept. Ret./Average	28/14.4	19/19.1
PENALTIES/YARDS	95/812	96/785
FUMBLES/BALL LOST	35/19	35/19
TOUCHDOWNS	45	36
Rushing	15	16
Passing	24	16
Returns	3	4
Extra Points Made/Attempts	44/45	32/35
Field Goals Made/Attempts	21/29	14/21
TOTAL POINTS	379	288

Score By Periods	1	2	3	4	OT	Total
BRONCOS	82	110	79	98	0	379
OPPONENTS	70	110	64	44	0	288

SCORING	TD	Ru	Pa	Rt	PAT	FG	S	TP
Karlis	0	0	0	0	37/37	18/25	0	91
Johnson, V.	7	7	0	0	0/0	0/0	0	42
Winder	7	6	1	0	0/0	0/0	0	42
Elway	4	4	0	0	0/0	0/0	0	24
Lang	4	2	2	0	0/0	0/0	0	24
Massie	4	0	4	0	0/0	0/0	0	24
Sewell	3	2	1	0	0/0	0/0	0	18
Clendenen	0	0	0	0	7/7	3/4	0	16
Dudek	2	2	0	0	0/0	0/0	0	12
Jackson, M.	2	0	2	0	0/0	0/0	0	12
Micho	2	0	2	0	0/0	0/0	0	12
Nattiel	2	0	2	0	0/0	0/0	0	12
Boddie	1	0	0	0	0/0	0/0	0	6
Clark	1	0	0	1	0/0	0/0	0	6
Haynes	1	0	0	1	0/0	0/0	0	6
Hunley	1	0	0	1	0/0	0/0	0	6
Mobley	1	0	0	1	0/0	0/0	0	6
Poole	1	0	0	1	0/0	0/0	0	6
Swanson	1	0	1	0	0/0	0/0	0	6
Watson	1	0	1	0	0/0	0/0	0	6
Ryan	0	0	0	0	0/0	0/0	1	2
BRONCOS	45	18	24	3	44/45	21/29	1	379
OPPONENTS	35	16	15	4	32/35	14/21	2	288

RUSHING	No.	Yds.	Avg	LG	TD
Winder	196	741	3.8	19	6
Elway	66	304	4.6	29	4
Lang	89	303	3.4	28	2
Dudek	35	154	4.4	16	2

RUSHING											FIELD GOAL BREAKDOWN										
Yards											Distance										
0 0 1 0 0 0 0 0 0 0 1 6											1-9 20-29 30-39 40-49 50+ Total										
0 0 0 0 0 0 0 0 0 0 0 0																					
45 18 24 3 44/45 21/29 1 379																					
35 16 15 4 32/35 14/21 2 288																					
OPPONENTS											Karlis 0/0 9/9 4/6 4/7 1/3 18/25										
											Cledenoren 0/0 1/1 2/2 0/1 0/0 3/4										
											0 10/10 6/6 4/8 1/3 21/29										
											OPPONENT 0/0 4/6 7/8 3/8 0 14/21										
RUSHING											SACKS: Jones 7, Mecklenburg 7, Fletcher 4, Kragen 2, Lucas 2, Ryan 1.5,										
Winder 196 Yds. 741 Avg. 3.8 LG 19 TD 5											Tupper 1.5, Townsend 1. TEAM: 26										
Elway 66 304 4.6 29 4																					
Lang 89 303 3.4 28 2																					
Dudek 35 154 4.4 16 2																					
PASSING																					

1988 FINAL STATISTICS (8-8)

Date	W/L	Score	Opponent	Attend.	Elway	Sewell	Nattiel	Willhite	Bell	Jackson	Johnson, J.	Johnson, V.	Thomas	BRONCOS	OPPONENTS
Sept 4	L	14-21	Seattle	75,986	54	234	4.3	26	1						
Sept 11	W	34-3	San Diego	75,359	32	135	4.2	26	1						
Sept 18	L	13-20	at Kansas City	63,268	17	65	3.8	13	0						
Sept 26	L	27-30	L.A. Raiders (OT)	75,964	13	51	10.2	29	0						
Oct 2	W	12-0	at San Diego	55,763	9	36	3.0	7	2						
Oct 9	W	16-13	at San Francisco (OT)	61,711	1	5	4.0	6	0						
Oct 16	W	30-14	Atlanta	75,287	5	1	5.0	5	0						
Oct 23	L	21-39	at Pittsburgh	49,811	1	3	3.0	3	0						
Oct 31	L	23-55	at Indianapolis	60,544	1	1	1.0	1	0						
Nov 6	W	17-11	Kansas City	74,227	1	0	0.0	0	0						
Nov 13	W	30-7	Cleveland	75,806	464	1815	3.9	35	13						
Nov 20	L	0-42	L.A. Rams	68,075	552	2538	4.6	64	21						
Nov 27	W	35-24	at New Orleans	68,075											
Dec 4	L	20-21	at L.A. Raiders	65,561											
Dec 11	L	14-42	at Seattle	62,838											
Dec 17	W	21-10	New England	70,910											

Team Statistics	Den	Opp
TOTAL FIRST DOWNS	338	316
Rushing	106	140
Passing	196	161
Penalty	36	15
Third-Down Made/Att.	85/210	81/214
Third-Down Efficiency	40%	38%
Fourth-Down Made/Att.	4/13	9/18
Fourth-Down Efficiency	31%	50%
TOTAL NET YARDS	5506	5471
Avg. Per Game	344.1	341.9
Total Plays	1077	1055
Avg. Gain Per Play	5.1	5.2
NET YARDS RUSHING	1815	2538
Avg. Per Game	113.4	158.6
Total Rushes	464	552
Avg. Per Rush	3.9	4.6
NET YARDS PASSING	3691	2933
Avg. Per Game	230.7	183.3
Sacked/Yards Lost	32/250	36/235
Gross Yards	3941	3168
Att./Completions	581/324	467/262
Completion Pct.	56%	56%
Had Intercepted	22	16
Avg. Per Pass Play	6.0	5.8
PUNTS/AVERAGE	68/43.4	84/43.4
NET PUNTING AVG	37.9	36.3
TOTAL RETURN YARDAGE	1842	1673
Punt Returns/Average	53/8.5	33/11.0
Kickoff Returns/Average	58/20.5	53/18.2
Intercept. Ret./Average	16/12.5	22/15.6
PENALTIES/YARDS	84/717	116/956
FUMBLES/BALL LOST	34/12	23/13
TOUCHDOWNS	37	41
Rushing	13	21
Passing	24	18
Returns	0	2
Extra Points Made/Attempts	36/37	41/41
Field Goals Made/Attempts	23/26	21/27
TOTAL POINTS	327	352

Score By Periods	1	2	3	4	OT	Total
BRONCOS	43	127	64	90	3	327
OPPONENTS	85	112	96	56	3	352

SCORING	TD	Ru	Pa	Rt	PAT	FG	S	TP
Karlis	0	0	0	0	36/37	23/36	0	105
Sewell	6	1	5	0	0/0	0/0	0	36
Jackson	6	0	6	0	0/0	0/0	0	36
Dorsett	5	5	0	0	0/0	0/0	0	30
Winder	5	4	1	0	0/0	0/0	0	30
Johnson	5	0	5	0	0/0	0/0	0	30
Kay	4	0	4	0	0/0	0/0	0	24
Willhite	2	2	0	0	0/0	0/0	0	12
Mobley	2	0	2	0	0/0	0/0	0	12
Elway	1	1	0	0	0/0	0/0	0	6
Nattiel	1	0	1	0	0/0	0/0	0	6
BRONCOS	37	13	24	0	36/37	23/36	0	327
OPPONENTS	41	21	18	2	41/41	21/27	1	352

RUSHING	No.	Yds.	Avg	Long	TD
Dorsett	181	703	3.9	26	5
Winder	149	543	3.6	35	4

PASSING	Att.	Comp.	Yds.	Cmp.%	Yd./Att.	TD	TD%	Int.	Int%	LG	Tkd/Yds	Rtg.
Elway	496	274	3309	55.2	6.67	17	3.4	19	3.8	86	30/237	71.3
Kubiak	69	43	497	62.3	7.2	3	4.3	168	2/13	90.0	2/13	90.0
Karcher	12	6	128	50.0	10.67	1	8.3	0	0.0	74	0/0	115.8
Dorsett	2	1	7	50.0	3.50	1	50.0	0	0.0	17	0/0	97.8
Sewell	1	0	0	0.0	0.00	0	0.0	0	0.0	0	0/0	39.5
Nattiel	1	0	0	0.0	0.00	0	0.0	0	0.0	0	0/0	39.5
BRONCOS	581	324	3941	55.8	6.78	24	4.1	22	3.8	86	32/250	74.6
OPPONENTS	467	262	3168	56.1	6.78	18	3.9	16	3.4	55	36/235	75.8

SACKS: Fletcher 9, Townsend 5.5, Jones 5, Ryan 3.5, Kragen 2.5, Robbins 2, Wilson 2, Mecklenburg 1, D. Smith 1, Gilbert 1, Haynes 1, Bowyer 1, Braxton 1, Dennison 0.5. TOTAL: 36

1989 FINAL STATISTICS (11-5)

Date	W/L	Score	Opponent	Attend.	RUSHING	No.	Yds.	Avg	LG	TD
Sept 10	W	34-20	Kansas City	74,284	Humphrey	294	1151	3.9	40	7
Sept 18	W	28-18	at Buffalo	78,176	Winder	110	351	3.2	16	2
Sept 24	W	31-21	L.A. Raiders	75,754	Elway	48	244	5.1	31	3
Oct 1	L	13-16	at Cleveland	78,637	Alexander	45	146	3.2	11	2
Oct 8	W	16-10	San Diego	75,222	Bratton	30	108	3.6	9	1
Oct 15	W	14-3	Indianapolis	74,680	Sewell	7	44	6.3	10	0
Oct 22	W	24-21	at Seattle (OT)	62,353	Kubiak	15	35	2.3	10	0
Oct 29	L	24-28	Philadelphia	75,065	Jackson	5	13	2.6	8	0
Nov 5	W	34-7	Pittsburgh	74,739	BRONCOS	554	2092	3.8	40	15
Nov 12	W	16-13	at Kansas City	76,245	OPPONENTS	426	1580	3.7	24	
Nov 20	W	14-10	at Washington	52,975						
Nov 26	W	41-14	Seattle	75,117	RECEIVING	No.	Yds	Avg	LG	TD
Dec 3	L	13-16	at L.A. Raiders (OT)	87,560	Johnson	76	1095	14.4	69	7
Dec 10	L	7-14	N.Y. Giants	63,283	Jackson	28	446	15.9	49	2
Dec 16	W	37-0	at Phoenix	56,071	Sewell	25	416	16.6	56	3
Dec 24	L	16-19	at San Diego	50,524	Young	22	402	18.3	47	2

Team Statistics	Den	Opp
TOTAL FIRST DOWNS	308	246
Rushing	125	90
Passing	163	142
Penalty	20	14
3rd Down: Made/Att.	111/240	73/216
3rd Down Pct.	46.3	33.8
4th Down: Made/Att.	2/9	12/24
4th Down Pct.	22.2	50.0
POSSESSION AVG.	32:17	27:43
TOTAL NET YARDS	5093	4407
Avg. Per Game	318.3	275.4
Total Plays	1071	977
Avg. Per Play	4.8	4.5
NET YARDS RUSHING	2092	1580
Avg. Per Game	130.8	98.8
Total Rushes	554	426
NET YARDS PASSING	3001	2827
Avg. Per Game	187.6	176.7
Sacked/Yards Lost	43/351	47/374
Gross Yards	3352	3201
Att./Completions	474/256	504/268
Completion Pct.	54.0	53.2
Had Intercepted	20	21
PUNTS/AVERAGE	80/39.8	84/41.0
NET PUNTING AVG	33.7	35.0
PENALTIES/YARDS	83/594	102/823
FUMBLES/BALL LOST	26/12	43/22
TOUCHDOWNS	40	25
Rushing	15	10
Passing	21	13
Returns	4	2

INTERCEPTIONS	No.	Yds	Avg	LG	TD
Braxton	6	103	17.2	134	1
Henderson	3	58	19.3	25	0
Atwater	3	34	11.3	30	0
Smith, D.	2	78	39.0	50	0
Robbins	2	18	9.0	118	1
Munford	2	16	8.0	10	0
Corrington	1	8	8.0	8	0
Carrington	1	2	2.0	2	0
Dennison	1	1	1.0	1	0
BRONCOS	21	318	15.1	50	2
OPPONENTS	20	194	9.7	132	1

PUNTING	No.	Yds	Avg	Net	TB	In20	LG	B
Horan	77	3111	40.4	34.3	5	24	63	0
Elway	1	34	34.0	14.0	1	0	34	0
Kubiak	2	43	21.5	21.5	0	1	29	0
BRONCOS	80	3188	39.8	33.7	6	25	63	0
OPPONENTS	84	3440	41.0	35.0	8	18	64	0

PUNT RETURNS	Ret	FC	Yds	Avg	LG	TD
Bell	21	3	143	6.8	24	0
Johnson	12	6	118	9.8	34	0
Nattiel	9	0	77	8.6	38	0
Woods	2	0	6	3.0	11	0
Carrington	1	0	0	0.0	0	0
BRONCOS	45	9	344	7.6	38	0
OPPONENTS	28	18	370	13.2	52	0

KICKOFF RETURNS	No.	Yds	Avg	LG	TD
Bell	30	602	20.1	33	0
Carrington	6	152	25.3	68	0
Humphrey	4	86	21.5	29	0
Bratton	2	19	9.5	10	0
Woods	1	17	17.0	17	0
BRONCOS	43	876	20.4	68	0
OPPONENTS	72	1256	17.4	36	0

FIELD GOALS	1-19	20-29	30-39	40-49	50+
Treadwell	3/3	13/14	8/8	3/7	0/1
OPPONENTS	0/0	3/3	5/6	7/14	2/4

Treadwell (41G,29G) (22G,33G,46G,24G) (38G) (21G,26G) (46G,18G,54N,27G) (1) (46N,46N,27N,27G) (18G) (26G,26G) (18G,27G,26G) (1) (30G,25G) (34G,35G,42N) (1) (38G,33G,35G) (43N,24G)

OPPONENTS (41G,54N,23G) (43N) (1) (47N, 36G,48G,24N,48G) (39G) (49N,55G) (40N) (41N) (1) (39G,42G) (38N,32G) (1) (37G,46G,26G) (47N) (1) (52N,22G,41G,53G,45G)

PASSING	Att.	Comp.	Yds.	Cmp.%	Yd./Att.	TD	TD%	Int.	Int.%	LG	Sacked	Rating
Elway	416	223	3051	53.6	7.33	18	4.3	18	4.3	69	35/298	73.7
Kubiak	55	32	284	58.2	5.16	2	3.6	2	3.6	22	8/53	69.1
Humphrey	2	1	17	50.0	8.50	1	50.0	0	0.0	117	0/0	118.8
Johnson	1	0	0	0.0	0.00	0	0.0	0	0.0	0	0/0	39.6
BRONCOS	474	256	3352	54.0	7.07	21	4.4	20	4.2	69	43/351	73.7
OPPONENTS	504	268	3201	53.2	6.35	13	2.6	21	4.2	175	47/374	64.1

1990 FINAL STATISTICS (5-11)

Date	W/L	Score	Opponent	Attend.	RUSHING	No.	Yds.	Avg	LG	TD
Sept 9	L	9-14	at L.A. Raiders	54,206	Humphrey	288	1202	4.2	137	7
Sept 17	W	24-23	Kansas City	75,277	Elway	50	258	5.2	21	3
Sept 23	W	34-31	Seattle (OT)	75,290	Winder	42	120	2.9	19	2
Sept 30	L	28-29	at Buffalo	74,393	Bratton	27	82	3.0	10	3
Oct 8	L	29-30	Cleveland	74,814	Ezor	23	81	3.5	15	0
Oct 14	L	17-34	Pittsburgh	74,285	Kubiak	9	52	5.8	18	0
Oct 21	W	27-17	at Indianapolis	29,850	Sewell	17	46	2.7	8	3
Nov 4	L	22-27	at Minnesota	57,331	Jackson	5	28	5.6	116	1
Nov 11	L	7-19	at San Diego	59,557	Porter	3	1	3.0	3	0
Nov 18	L	13-16	Chicago (OT)	75,013	BRONCOS	462	1872	4.1	137	19
Nov 22	L	27-40	at Detroit	73,896	OPPONENTS	456	1963	4.3	162	16
Dec 2	L	20-23	L.A. Raiders	74,162	RECEIVING	No.	Yds	Avg	LG	TD
Dec 9	L	20-31	at Kansas City	74,347	Jackson	57	926	16.2	66	4
Dec 16	W	20-10	San Diego	64,919	Johnson	54	747	13.8	49	3
Dec 23	L	12-17	at Seattle	55,845	Kay	39	282	9.7	22	0
Dec 30	W	22-13	Green Bay	46,943	Bratton	29	276	9.5	63	1

Team Statistics	Den	Opp
TOTAL FIRST DOWNS	323	306
Rushing	126	110
Passing	170	181
Penalty	27	15
3rd Down: Made/Att	86/207	84/195
3rd Down Pct.	41.5	43.1
4th Down: Made/Att	7/14	7/12
4th Down Pct.	50.0	58.3
POSSESSION AVG.	30:50	29:10
TOTAL NET YARDS	5213	5345
Avg. Per Game	325.8	334.1
Total Plays	1035	969
Avg. Per Play	5.0	5.5
NET YARDS RUSHING	1872	1963
Avg. Per Game	117.0	122.7
Total Rushes	462	456
NET YARDS PASSING	3341	3382
Avg. Per Game	208.8	211.4
Sacked/Yards Lost	46/330	34/289
Gross Yards	3671	3671
Att./Completions	527/305	479/284
Completion Pct.	57.9	59.3
Had Intercepted	18	10
PUNTS/AVERAGE	60/43.5	62/41.4
NET PUNTING AVG.	38.5	35.6
PENALTIES/YARDS	108/775	105/824
FUMBLES/BALL LOST	30/14	36/15
TOUCHDOWNS	36	43
Rushing	19	16
Passing	15	22
Returns	2	5

Score By Periods	1	2	3	4	OT	Total
BRONCOS	87	120	46	75	3	331
OPPONENTS	60	85	96	131	3	374

SCORING	TD	Ru	Pa	Rt	PAT	FG	S	TP
Treadwell	0	0	0	0	34/36	25/34	0	109
Humphrey	7	7	0	0	0/0	0/0	0	42
Jackson	5	1	4	0	0/0	0/0	0	30
Bratton	4	3	1	0	0/0	0/0	0	24
Young	4	0	4	0	0/0	0/0	0	24
Elway	3	3	0	0	0/0	0/0	0	18
Johnson	3	0	3	0	0/0	0/0	0	18
Sewell	3	3	0	0	0/0	0/0	0	18
Nattiel	2	0	2	0	0/0	0/0	0	12
Winder	2	2	0	0	0/0	0/0	0	12
Mecklenburg	1	0	0	1	0/0	0/0	1	8
Henderson	1	0	0	1	0/0	0/0	0	6
Sharpe	1	0	1	0	0/0	0/0	0	6
Fletcher	0	0	0	0	0/0	0/0	1	2
BRONCOS	36	19	15	2	34/36	25/34	3	331
OPPONENTS	43	16	22	5	38/43	26/33	0	374

SACKS: Fletcher 11.0, Mecklenburg 5.0, Powers 4.0, Holmes 3.0, Brooks 2.0, Galloway 2.0, Kragen 2.0, Atwater 1.0, Dennison 1.0, Lucas 1.0, Townsend 1.0, BRONCOS 34.0, OPPONENTS 46.0.

PASSING	Att.	Comp.	Yds.	Cmp.%	Yd./Att.	TD	TD%	Int.	Int.%	LG	Sacked	Rating
Elway	502	294	3526	58.6	7.02	15	3.0	14	2.8	66	43/311	78.5
Kubiak	22	11	145	50.0	6.59	0	0.0	4	18.2	36	3/19	31.6
Humphrey	2	0	0	0.0	0.00	0	0.0	0	0.0	0	0/0	39.6
Sewell	1	0	0	0.0	0.00	0	0.0	0	0.0	0	0/0	39.6
BRONCOS	527	305	3671	57.9	6.97	15	2.8	18	3.4	66	46/330	74.8
OPPONENTS	479	284	3671	59.3	7.66	22	4.6	10	2.1	90	34/289	90.0

Treadwell (43G, 44G, 24G) (38N, 22G) (27G, 49N, 25G) (49N, 24N) (20G, 25G) (24G) (39G, 32N, 42G) (31G, 46G, 46G) (1) (27G, 24G) (24G, 32G) (45G, 21G, 41N) (1) (48N, 49G, 26G) (49G, 50N, 45N) (22G, 31G) OPPONENTS (1) (39G, 29G, 31G, 52N) (39G, 38N, 44N) (37N, 37G, 48N) (30G, 1) (32G, 43N) (38G, 41G) (19G, 23G, 43G, 32G) (37G, 32G, 41N, 44G) (24G, 32G, 43G, 45G) (46G) (33G) (30G) (21G) (37G, 24G)

FIELD GOALS	1-19	20-29	30-39	40-49	50+
Treadwell	0/0	13/14	4/6	8/13	0/1
OPPONENTS	1/1	5/5	14/16	6/10	0/1

1991 FINAL STATISTICS (12-4)

Date	W/L	Score	Opponent	Attend.	RUSHING	No.	Yds	Avg	LG	TD
Sept 1	W	45-14	Cincinnati	72,855	Green	261	1037	4.0	163	4
Sept 8	L	13-16	at Raiders	48,569	Lewis	99	376	3.8	27	4
Sept 15	W	16-10	Seattle	74,152	Elway	55	255	4.6	117	6
Sept 22	W	27-19	San Diego	73,258	Sewell	50	211	4.2	26	2
Sept 29	W	13-6	at Minnesota	55,031	Perryman	21	45	2.1	6	0
Oct 6	L	14-42	at Houston	59,145	Humphrey	11	33	3.0	7	0
Oct 20	W	19-16	Kansas City	75,866	Jackson	2	18	9.0	21	0
Oct 27	W	9-6	at New England	43,994	Sharpe	1	15	15.0	15	0
Nov 3	W	20-13	Pittsburgh	70,973	Kubiak	3	11	3.7	12	0
Nov 10	L	16-17	Raiders	75,896	Horan	2	9	4.5	9	0
Nov 17	W	24-20	at Kansas City	74,661	Rivers	2	5	2.5	3	0
Nov 24	L	10-13	at Seattle	60,430	BRONCOS	505	2015	4.0	163	16
Dec 1	W	20-3	New England	67,116	OPPONENTS	411	1794	4.4	49	8
Dec 8	W	17-7	at Cleveland	73,539	RECEIVING	No.	Yds	Avg	LG	TD
Dec 15	W	24-19	Phoenix	74,098	Young	44	629	14.3	152	2
Dec 22	W	17-14	at San Diego	51,449	Sewell	38	436	11.5	60	2

Team Statistics	Den	Opp
TOTAL FIRST DOWNS	284	242
Rushing	117	81
Passing	150	147
Penalty	17	14
3rd Down: Made/Att	92/223	64/206
3rd Down Pct.	41.3	31.1
4th Down: Made/Att	8/14	7/17
4th Down Pct.	57.1	41.2
POSSESSION AVG.	31:36	28:24
TOTAL NET YARDS	5012	4549
Avg. Per Game	313.3	284.3
Total Plays	1012	939
Avg. Per Play	5.0	4.8
NET YARDS RUSHING	2015	1794
Avg. Per Game	125.9	112.1
Total Rushes	505	411
NET YARDS PASSING	2997	2755
Avg. Per Game	187.3	172.2
Sacked/Yards Lost	46/313	52/346
Gross Yards	3310	3101
Att./Completions	459/246	476/246
Completion Pct.	53.6	51.7
Had Intercepted	12	23
PUNTS/AVERAGE	74/41.2	79/44.5
NET PUNTING AVG.	36.4	39.1
PENALTIES/YARDS	94/715	105/848
FUMBLES/BALL LOST	31/13	26/10
TOUCHDOWNS	32	22
Rushing	16	8
Passing	13	12
Returns	3	2

Score By Periods	1	2	3	4	OT	Total
BRONCOS	42	111	77	49	80	304
OPPONENTS	43	77	49	66	0	235

SCORING	TD	Ru	Pa	Rt	PAT	FG	S	TP
Treadwell	0	0	0	0	31/32	27/36	0	112
Elway	6	6	0	0	0/0	0/0	0	36
Green	4	4	0	0	0/0	0/0	0	24
Lewis	4	4	0	0	0/0	0/0	0	24
Sewell	4	2	2	0	0/0	0/0	0	24
V.Johnson	3	0	3	0	0/0	0/0	0	18
Nattiel	2	0	2	0	0/0	0/0	0	12
Young	2	0	2	0	0/0	0/0	0	12
Braxton	1	0	0	1	0/0	0/0	0	8
Dimry	1	0	0	1	0/0	0/0	0	6
Jackson	1	0	1	0	0/0	0/0	0	6
R.Johnson	1	0	1	0	0/0	0/0	0	6
Powers	1	0	0	1	0/0	0/0	0	6
Russell	1	0	1	0	0/0	0/0	0	6
Sharpe	1	0	1	0	0/0	0/0	0	6
BRONCOS	32	16	13	3	31/32	27/36	0	304
OPPONENTS	22	8	12	2	22/22	27/33	0	235

SACKS: Fletcher 13.5, Croel 10.0, Mecklenburg 9.0, Holmes 5.0, Kragen 3.5, Mills 3.0, Walker 3.0, Powers 2.0, Atwater 1.0, Braxton 1.0, Sochia 1.0, BRONCOS 52.0, OPPONENTS 46.0.

PASSING	Att.	Comp.	Yds.	Cmp.%	Yd./Att.	TD	TD%	Int.	Int.%	LG	Sacked	Rating
Elway	451	242	3253	53.7	7.21	13	2.9	12	2.7	71	45/305	75.4
Kubiak	5	3	33	60.0	6.60	0	0.0	0	0.0	14	1/8	79.6
Sewell	3	1	24	33.3	8.00	0	0.0	0	0.0	24	0/0	63.2
BRONCOS	459	246	3310	53.6	7.21	13	2.8	12	2.6	71	46/313	75.3
OPPONENTS	476	246	3101	51.7	6.51	12	2.5	23	4.8	63	52/346	60.6

Treadwell: (30N, 42N, 19G) (22G, 47G) (17G, 25G, 35G) (34G, 23G) (37G, 42G) (31 N) (39G, 30G, 25G, 27G) (35G, 18G, 47N, 34G) (28G, 21G, 45N) (19G, 48N) (37G, 35N) (47N, 23G) (20G, 24G) (37G) (18G) (42G, 45N) OPPONENTS: (29G, 23G, 34G, 32N) (28G) (41G, 43G, 43G, 36G) (49G, 25G) (32N) (32G, 48G, 25G) (20G, 17G, 25N) (26G, 39G, 24N) (20G, 37N) (19G, 27G) (36G, 42G) (23G) (52N, 33G, 45G, 28G, 38G)



1992 FINAL STATISTICS (8-8)

Date	W/L	Score	Oppnent	Attend.	RUSHING	No.	Yds.	Avg	LG	TD
Sep 6	W	17-13	L.A. Raiders	75,418	Green	161	648	4.0	167	2
Sep 13	W	21-13	San Diego	74,367	Rivers	74	282	3.8	48	3
Sep 20	L	0-30	at Philadelphia	65,833	Lewis	73	268	3.7	22	4
Sep 27	W	12-0	at Cleveland	78,064	Elway	34	94	2.8	9	2
Oct. 4	W	20-19	Kansas City	75,629	S. Smith	23	94	4.1	9	2
Oct 12	L	3-34	at Washington	56,371	Marshall	11	56	5.1	15	0
Oct 18	W	27-21	Houston	74,827	Moore	8	39	4.9	11	0
Oct 25	L	21-24	at San Diego	53,576	Maddox	9	20	2.2	11	0
Nov 8	W	27-16	New York Jets	74,678	R. Johnson	2	7	3.5	8	0
Nov 15	W	27-13	New York Giants	75,269	Jackson	3	-1	-3.3	1	0
Nov 22	L	24-24	at L.A. Raiders	70,511	Perryman	3	-1	-3.3	1	0
Nov 30	L	13-16	at Seattle (OT)	51,612	Sharpe	3	-6	-3.0	-3	0
Dec 6	L	27-31	Dallas	74,946	BRONCOS	403	1500	3.7	67	11
Dec 12	L	17-27	at Buffalo	71,740	OPPONENTS	489	1963	4.0	37	10
Dec 20	W	10-6	Seattle	72,570						
Dec 27	L	20-42	at Kansas City	76,240	RECEIVING	No.	Yds	Avg	LG	TD

Team Statistics	Den	Opp	Jackson	48	75	12.1	55	8
TOTAL FIRST DOWNS	234	283	Rivers	45	745	15.5	51	8
Rushing	84	105	Marshall	26	449	10.0	37	1
Passing	135	156	V. Johnson	24	493	19.0	180	1
Penalty	15	22	Tillman	24	294	12.3	40	2
3rd Down: Made/Att	67/208	81/222	Russell	12	211	17.6	181	2
3rd Down Pct.	32.2	36.5	R. Johnson	12	140	11.7	22	1
4th Down: Made/Att	5/11	5/13	Green	10	139	13.9	48	1
4th Down Pct.	45.5	38.5	Kay	7	79	7.9	33	0
POSSESSION AVG.	28:14	31:46	Lewis	7	56	8.0	15	0
TOTAL NET YARDS	4430	5083	Jones	4	30	7.5	16	0
Avg. Per Game	276.9	317.7	Perryman	3	17	5.7	16	0
Total Plays	928	1001	Young	2	15	7.5	9	0
Avg. Per Play	4.8	5.1	Do, Wendell	1	11	11.0	11	0
NET YARDS RUSHING	1500	1563	BRONCOS	1	7	-7.0	-7	0
Avg. Per Game	93.8	122.7	OPPONENTS	258	3312	12.8	161	16
Total Rushes	403	489		268	3437	12.8	72	21
NET YARDS PASSING	2930	3120	INTERCEPTIONS	No.	Yds	Avg	LG	TD
Avg. Per Game	183.1	195.0	Henderson	4	79	19.8	146	1
Sacked/Yards Lost	52/382	50/317	D. Smith	4	10	2.5	8	0
Gross Yards	3312	3437	Braxton	2	54	27.0	40	0
Att./Completions	473/258	462/268	Altwater	2	22	11.0	22	0
Completion Pct.	34.5	58.0	Lang	1	26	26.0	26	0
Had Intercepted	29	15	Brooks	1	17	17.0	17	0
PUNTS/AVERAGE	85/43.6	78/43.3	Dimry	1	2	2.0	2	0
NET PUNTING YD.	85/37.7	78/36.2	BRONCOS	15	210	14.0	146	1
PENALTIES/YARDS	98/768	96/715	OPPONENTS	29	567	19.6	69	3
FUMBLES/BALL LOST	29/15	33/18	PUNTING	No.	Yds	Avg	Net	TB
TOUCHDOWNS	29	35	Horan	37	1681	45.4	40.2	7
Rushing	11	10	Rodriguez	25	1066	42.6	35.4	3
Passing	16	21	Parker	12	491	40.9	31.9	1
Returns	2	4	Park	10	427	42.7	31.9	1

Score By Periods	1	2	3	4	OT	Total	BRONCOS	85	3705	43.6	37.7	6	14	67	1
BRONCOS	61	40	63	98	0	262	OPPONENTS	78	3380	43.3	36.2	10	19	73	1
OPPONENTS	51	121	74	80	3	329	PUNT RETURNS			Ret	FC	Yds	Avg	LG	TD

SCORING	TD	Ru	Pa	Rt	PAT	FG	S	TP											
Treadwell	0	0	0	0	28/28	20/24	0	88	Dimry	1	33	15	349	10.8	47	0	0	0	0
Jackson	8	0	8	0	0/0	0/0	0	48	BRONCOS	1	0	16	353	10.4	47	0	0	0	0
Lewis	4	4	0	0	0/0	0/0	0	24	OPPONENTS	39	16	382	9.8	42	0	0	0	0	0
Rivers	4	3	1	0	0/0	0/0	0	24	KICKOFF RETURNS	No.	Yds	Avg	LG	TD					
Elway	2	2	0	0	0/0	0/0	0	12	Green	5	75	15.2	26	0					
Green	2	2	0	0	0/0	0/0	0	12	R. Johnson	2	47	23.5	34	0					
V. Johnson	2	0	2	0	0/0	0/0	0	12	Marshall	8	132	16.5	21	0					
Sharpe	2	0	2	0	0/0	0/0	0	12	Montgomery	21	466	22.2	64	0					
Brooks	1	0	0	1	0/0	0/0	0	6	Oliver	1	20	20.0	20	0					
Henderson	1	0	0	1	0/0	0/0	0	6	Robinson	4	89	22.3	26	0					
R. Johnson	1	0	1	0	0/0	0/0	0	6	Russell	7	154	22.0	33	0					
Marshall	1	0	1	0	0/0	0/0	0	6	S. Smith	2	31	15.5	21	0					
Tilman	1	0	1	0	0/0	0/0	0	6	Taylor	1	13	13.0	13	0					
Daluso	0	0	0	0	0/0	0/1	0	0	BRONCOS	51	1029	20.2	64	0					
	0	0	0	0	0/0	0/0	0	0	OPPONENTS	13	254	19.5	47	0					

SACKS: Fletcher 16.0, Mecklenburg 7.5, Dronett 6.5, Kragen 5.5, Croel 5.0, Mills 2.0, Sochia 1.5, Walker 1.5, Atwater 1.0, Lang 1.0, Traylor 1.0, Holmes 0.5. **BRONCOS 50.0. OPPONENTS 52.0**

PASSING	Att.	Comp.	Yds.	Cmp.p.	Yd./Att.	TD	TD%	Int.	Int. %	LG	Sacked	Rating
Elway	316	174	2242	55.1	7.09	10	3.2	17	5.4	180	36/72	85.4
Macias	121	66	757	54.5	6.26	5	4.1	9	7.4	138	10/80	58.4
Moore	34	17	232	50.0	6.82	0	0.0	3	8.8	40	6/50	35.4
Lewis	1	0	0	0.0	0.0	0	0.0	0	0.0	0	0/0	39.6
Marshall	1	1	81	100.0	81.00	1	100.0	0	0.0	181	0/0	158.3
BRONCOS	473	258	3312	54.5	7.00	16	3.4	29	6.1	181	52/382	82.4
OPPONENTS	462	268	3437	58.0	7.44	21	4.5	15	3.2	172	50/317	83.0



1993 FINAL STATISTICS (9-7)

Date	W/L	Score	Opponent	Attend.	RUSHING	No.	Yds.	Avg	LG	TD
Sept 5	W	26-20	at New York Jets	68,130	Bernstine	223	816	3.7	24	4
Sept 12	W	34-17	San Diego	75,074	Delpino	131	445	3.4	18	8
Sept 20	L	7-15	at Kansas City	78,453	Milburn	52	231	-4.4	26	0
Oct 3	W	35-13	Indianapolis	74,953	Elway	44	153	3.5	18	0
Oct 10	L	27-30	at Green Bay	58,943	Rivers	15	50	3.3	14	1
Oct 18	L	20-23	L. A. Raiders	75,712	Rouen	1	0	0.0	0	0
Oct 31	W	28-17	Seattle	73,644	Maddox	2	-2	-1.0	-1	0
Nov 7	W	29-14	at Cleveland	77,818	BRONCOS	468	1693	3.6	26	13
Nov 14	L	23-26	Minnesota	67,329	OPPONENTS	397	1418	3.6	28	6
Nov 21	W	37-13	Pittsburgh	74,840						
Nov 28	W	17-9	at Seattle	57,812	RECEIVING	No.	Yds	Avg	LG	TD
Dec 5	L	10-13	at San Diego	60,233	Sharpe	81	995	12.3	63	9
Dec 12	W	27-21	Kansas City	75,822	Russell	44	719	16.3	43	3
Dec 18	W	13-3	at Chicago	53,056	Bernstine	44	372	8.5	41	0
Dec 26	L	10-17	Tampa Bay	73,434	Milburn	38	300	7.9	50	3
Jan 2	L	30-33	at L.A. Raiders (OT)	66,904	Johnson, V.	36	517	14.4	56	3

Team Statistics	Den	Opp	Marshall	28	360	12.9	40	2
TOTAL FIRST DOWNS	327	280	Delpino	26	195	7.5	25	0
Rushing	105	86	Johnson, R.	20	243	12.2	38	1
Passing	187	181	Tillman	17	193	11.4	30	2
Penalty	35	13	Kimbrough	8	79	9.9	16	0
3rd Down: Made/Att	98/225	71/215	Rivers	6	59	9.8	17	1
3rd Down Pct.	43.6	33.0	Taylor, K.	1	28	28.0	28	0
4th Down: Made/Att	2/11	8/17	Wyman	1	1	1.0	1	1
4th Down Pct.	18.2	47.1	BRONCOS	350	4061	11.6	63	27
			OPPONENTS	314	3969	12.6	174	21

POSSESSION AVG.	31.23	28.37						
TOTAL NET YARDS	5461	5149	INTERCEPTIONS	No.	Yds	Avg	LG	TD
Avg. Per Game	341.3	321.8	Smith	3	57	19.0	36	0
Total Plays	1060	1005	Braxton	3	37	12.3	25	0
Avg. Per Play	5.2	5.1	Atwater	2	81	40.5	68	0

NET YARDS RUSHING	1693	1418	Dronett	2	13	6.5	7	0
Avg. Per Game	105.8	88.6	Lang	2	4	2.0	4	0
Total Rushes	468	397	Croel	1	22	22.0	122	1
NET YARDS PASSING	3768	3731	F. Robinson	1	13	13.0	13	0
Avg. Per Game	235.5	233.2	Wyman	1	9	9.0	9	0
Sacked/Yards Lost	39/293	46/238	Bradford	1	0	0.0	0	0
Gross Yards	4061	3969	Dimry	1	0	0.0	0	0
Att./Completions	553/350	562/314	Hall	1	0	0.0	0	0
Completion Pct.	63.3	55.9	BRONCOS	18	236	13.1	68	1
Had Intercepted	10	18	OPPONENTS	10	79	7.9	19	1

PUNTS/AVERAGE	68/44.4	81/43.7									
NET PUNTING AVG.	68/37.1	81/36.0									
PENALTIES/YARDS	112/622	128/962									
FUMBLES/BALL LOST	29/18	27/13									
TOUCHDOWNS	42	27									
			PUNTING	No.	Yds	Avg	Net	TB	In20	LG	B
			Rowen	67	3017	45.0	37.1	8	17	62	1
			TEAM	68	3017	44.4	37.1	8	17	62	1
			OPPONENTS	81	3541	43.7	36.0	10	22	61	2

[illegible]

SCORING	TD	Ru	Pa	Rt	PAT	FG	S	TP	KICKOFF RETURNS	No.	Yds	Avg	LG	TD
Elam	0	0	0	0	41/42	26/35	0	119	Russell	18	374	20.8	49	0
Sharpe	9	0	9	0	0/0	0/0	0	54	Milburn	12	188	15.7	26	0
Delpino	8	8	0	0	0/0	0/0	0	48	Delpino	7	146	20.9	49	0
Johnson, V.	5	0	5	0	0/0	0/0	0	30	Meeks	1	9	9.0	9	0
Bernstine	4	4	0	0	0/0	0/0	0	24	Sharpa	1	0	0.0	0	0
Russell	4	0	3	1	0/0	0/0	0	24	BRONCOS	39	717	18.4	49	0
									OPPONENTS	63	1119	17.8	68	0

Winburn	3	0	3	0	0/0	0/0	0	18						
Rivers	2	1	1	0	0/0	0/0	1	14	FIELD GOALS	1-19	20-29	30-39	40-49	50+
Marshall	2	0	2	0	0/0	0/0	0	12	Elam	0/0	11/12	7/7	4/10	4/6
Tillman	2	0	2	0	0/0	0/0	0	12	OPPONENTS	1/1	8/8	10/10	8/12	4/5

Johnson, R.	1	0	1	0	0/0	0/0	0	6	Elam: (28G,30G,30G,41G) (20G,54G) () (53N) (47G,37G) (40G,42N,37G) (47N) (22G,38G) (26B,53G) (48G,27G,28G) (25G,40N) (30G,42N) (36G,53G) (29G,24G,41N) (51N,24G) (52G,24G,27G,40N)
Wyman	1	0	1	0	0/0	0/0	0	6	
BRONCOS	42	13	27	2	41/42	26/35	1	373	
OPPONENTS	27	6	21	0	27/27	31/36	1	284	

SACKS: Fletcher 13.5, Mecklenburg 9.0, Dronett 7.0, Croel 5.0, J. Robinson 3.5, Kragen 3.0, Wyman 2.0, Atwater 1.0, Oshodin 1.0, Williams 1.0. **BRONCOS 46.0, OPPONENTS 39.0.**

PASSING	Att.	Comp.	Yds.	Cmp.%	Yd./Att.	TD	TD%	Int.	Int.%	LG	Sacked	Rating
Elway	551	348	4030	63.2	7.31	25	4.5	10	1.8	63	39/293	92.8
Maddox	1	1	1	100.0	1.00	1	100.0	0	0.0	11	0/0	118.8
Marshall	1	1	30	100.0	30.00	1	100.0	0	0.0	130	0/0	158.3
BRONCOS	553	350	4061	63.3	7.34	27	4.9	10	1.8	63	39/293	94.2
OPPONENTS	562	314	3969	55.9	7.06	21	3.7	18	3.2	174	46/238	77.2

1994 FINAL STATISTICS (7-9)

Date	W/L	Score	Opponent	Attend.	RUSHING	No.	Yds.	Avg	LG	TD
Sept 4	L	34-37	San Diego	74,032	L. Russell	190	620	3.3	22t	9
Sept 11	L	22-25	at N.Y. Jets (OT)	73,436	Elway	58	235	4.1	22	4
Sept 18	L	16-48	L.A. Raiders	75,764	Milburn	58	201	3.5	20	1
Sept 26	L	20-27	at Buffalo	75,373	Clark	56	168	3.0	12	3
Oct 9	W	16-9	at Seattle	63,872	Bernstine	17	91	5.4	24	0
Oct 17	L	28-31	Kansas City	75,151	Rivers	43	83	1.9	11	2
Oct 23	W	20-15	at San Diego	61,626	Millen	5	57	11.4	24	0
Oct 30	W	26-14	Cleveland	73,190	Campbell	2	6	3.0	6	0
Nov 6	L	21-27	at L.A. Rams	48,103	D. Russell	1	6	6.0	6	0
Nov 13	W	17-10	Seattle	71,290	Miller	1	3	3.0	3	0
Nov 20	W	32-28	Atlanta	70,594	BRONCOS	431	1470	3.4	24	19
Nov 27	W	15-13	Cincinnati	69,714	OPPONENTS	432	1752	4.1	36	12
Dec 4	W	20-17	at Kansas City (OT)	77,631	RECEIVING	No.	Yds	Avg	LG	TD
Dec 11	L	13-23	at L.A. Raiders	60,016	Sharpe	87	1010	11.6	44	4
Dec 17	L	19-42	at San Francisco	64,884	Milburn	77	549	7.1	33	3
Dec 24	L	28-30	New Orleans	64,445	Miller	60	1107	18.5	76	5

Team Statistics	Den	Opp
TOTAL FIRST DOWNS	346	303
Rushing	101	103
Passing	202	182
Penalty	43	18
3rd Down: Made/Att	87/231	86/217
3rd Down Pct.	37.7	39.6
4th Down: Made/Att	7/17	3/10
4th Down Pct.	41.2	30.0
POSSESSION AVG.	30:58	29:02
TOTAL NET YARDS	5487	5907
Avg. Per Game	342.9	369.2
Total Plays	1112	1023
Avg. Per Play	4.9	5.8
NET YARDS RUSHING	1470	1752
Avg. Per Game	91.9	109.5
Total Rushes	431	432
NET YARDS PASSING	4017	4155
Avg. Per Game	251.1	259.7
Sacked/Yards Lost	55/366	23/141
Gross Yards	4383	4296
Att./Completions	626/388	568/322
Completion Pct.	62.0	56.7
Had Intercepted	13	12
PUNTS/AVERAGE	76/42.9	76/43.5
NET PUNTING AVG.	76/37.1	76/35.8
PENALTIES/YARDS	101/865	134/1031
FUMBLES/BALL LOST	27/18	24/14
TOUCHDOWNS	37	43
Rushing	19	12
Passing	18	28
Returns	0	3

Score By Periods	1	2	3	4	OT	Total
BRONCOS	53	96	102	93	3	347
OPPONENTS	64	148	77	104	3	396

SCORING	TD	R	Pa	Rt	PAT	FG	S	TP
Elam	0	0	0	0	29/29	30/37	0	119
L. Russell	9	9	0	0	0/0	0/0	0	54
Miller	5	0	5	0	0/0	0/0	0	32
Sharpe	4	0	4	0	0/0	0/0	0	28
Elway	4	4	0	0	0/0	0/0	0	24
Milburn	4	1	3	0	0/0	0/0	0	24
Clark	3	3	0	0	0/0	0/0	0	18
Evans	2	0	2	0	0/0	0/0	0	12
Rivers	2	2	0	0	0/0	0/0	0	12
Campbell	1	0	1	0	0/0	0/0	0	6
Pritchard	1	0	1	0	0/0	0/0	0	6
D. Russell	1	0	1	0	0/0	0/0	0	6
Tillman	1	0	1	0	0/0	0/0	0	6
BRONCOS	37	19	18	0	29/29	30/37	0	347
OPPONENTS	43	12	28	3	35/35	31/37	0	396

2pt. conversions: Sharpe 2, Miller. TEAM 3-8, OPPONENTS 5-8.

SACKS: Fletcher 7.0, Dronett 6.0, Washington 2.5, Hasselbach 2.0, Mecklenburg 1.5, Alexander 1.0, Bradford 1.0, Robinson 1.0, D. Smith 1.0, BRONCOS 23.0, OPPONENTS 55.0.

PASSING	Att.	Comp.	Yds.	Cmp.%	Yd./Att.	TD	TD%	Int.	Int.%	LG	Sacked	Rating
Elway	494	307	3490	62.1	7.06	16	3.2	10	2.0	63	46/303	85.7
Millen	131	81	893	61.8	6.82	2	1.5	3	2.3	76	9/63	77.6
Rivers	1	0	0	0.0	0.00	0	0.0	0	0.0	0	0/0	39.6
BRONCOS	626	388	4383	62.0	7.00	18	2.9	13	2.1	76	55/366	83.8
OPPONENTS	568	322	4296	56.7	7.56	28	4.9	12	2.1	75t	23/141	88.5

1995 FINAL STATISTICS (8-8)

Date	W/L	Score	Opponent	Attend.	RUSHING	No.	Yds.	Avg	LG	TD
Sept 3	W	22-7	Buffalo	75,157	Davis	237	1117	4.7	60t	7
Sept 10	L	21-31	at Dallas	64,578	Craver	73	333	4.6	23	5
Sept 17	W	38-31	Washington	71,930	Milburn	49	266	5.4	29	0
Sept 24	L	6-17	at San Diego	58,978	Elway	41	176	4.3	25	1
Oct 1	L	10-27	at Seattle	49,914	Bernstine	23	76	3.3	18	1
Oct 8	W	37-3	at New England	60,074	Pritchard	6	17	2.8	9	0
Oct 15	W	27-0	Oakland	75,491	Millen	3	8	2.7	7	0
Oct 22	L	7-21	Kansas City	71,044	Miller	1	5	5.0	5	0
Nov 5	W	36-6	Arizona	71,488	Rivers	2	2	1.0	1	0
Nov 12	L	13-31	at Philadelphia	60,842	McCaftrey	1	-1	-1.0	-1	0
Nov 19	W	30-27	San Diego	74,681	Musgrave	4	-4	-1.0	0	0
Nov 26	L	33-42	at Houston	36,113	BRONCOS	440	1995	4.5	60t	14
Dec 3	W	31-23	Jacksonville	72,231	OPPONENTS	451	1895	4.2	74t	19
Dec 10	L	27-31	Seattle	71,488	RECEIVING	No.	Yds	Avg	LG	TD
Dec 17	L	17-20	at Kansas City	75,061	Sharpe	63	756	12.0	49	4
Dec 24	W	31-28	at Oakland	50,074	Miller	59	1079	18.3	62t	14

Team Statistics	Den	Opp
TOTAL FIRST DOWNS	344	322
Rushing	114	114
Passing	205	186
Penalty	25	22
3rd Down: Made/Att	89/207	92/212
3rd Down Pct.	43.0	43.4
4th Down: Made/Att	8/18	10/21
4th Down Pct.	44.4	47.6
POSSESSION AVG.	30:09	29:51
TOTAL NET YARDS	6040	5193
Avg. Per Game	377.5	324.6
Total Plays	1060	1010
Avg. Per Play	5.7	5.1
NET YARDS RUSHING	1995	1895
Avg. Per Game	124.7	118.4
Total Rushes	440	451
NET YARDS PASSING	4045	3298
Avg. Per Game	252.8	206.1
Sacked/Yards Lost	26/215	30/220
Gross Yards	4260	3518
Att./Completions	594/350	529/297
Completion Pct.	58.9	56.1
Had Intercepted	14	8
PUNTS/AVERAGE	54/40.9	78/42.8
NET PUNTING AVG.	54/37.3	76/34.9
PENALTIES/YARDS	109/851	103/848
FUMBLES/BALL LOST	25/16	20/13
TOUCHDOWNS	42	44
Rushing	14	19
Passing	27	20
Returns	1	5

Score By Periods	1	2	3	4	OT	Total
BRONCOS	96	137	64	91	—	388
OPPONENTS	72	103	68	102	—	345

SCORING	TD	R	Pa	Rt	PAT	FG	S	TP
Elam	0	0	0	0	39/39	31/38	0	132
Miller	14	0	14	0	0/0	0/0	0	84
Davis	8	7	1	0	0/0	0/0	0	48
Craver	6	5	1	0	0/0	0/0	0	36
Sharpe	4	0	4	0	0/0	0/0	0	24
Pritchard	3	0	3	0	0/0	0/0	0	18
McCaftrey	2	0	2	0	0/0	0/0	0	14
Elway	1	1	0	0	0/0	0/0	0	14
Bernstine	1	1	0	0	0/0	0/0	0	6
Evans	1	0	1	0	0/0	0/0	0	6
Smith	1	0	1	0	0/0	0/0	0	6
Crockett	1	0	0	1	0/0	0/0	0	6
BRONCOS	42	14	27	1	39/39	31/38	0	388
OPPONENTS	44	19	20	5	42/42	13/19	0	345

2pt. conversion: Elway, McCaftrey. TEAM 2-3, OPPONENTS 0-2.

SACKS: Perry 6.0, Fletcher 5.0, Hasselbach 4.0, Crockett 3.0, Cadrez 2.0, Dronett 2.0, Williams 2.0, Aldridge 1.5, Burns 1.5, Jones 1.0, Robinson 1.0, Alexander 0.5, Wilson 0.5, BRONCOS 30.0, OPPONENTS 26.0.

PASSING	Att.	Comp.	Yds.	Cmp.%	Yd./Att.	TD	TD%	Int.	Int.%	LG	Sacked	Rating
Elway	542	316	3970	58.3	7.32	26	4.8	14	2.6	62t	22/180	86.4
Millen	40	26	197	65.0	4.93	1	2.5	0	0.0	18	4/32	85.1
Musgrave	12	8	93	66.7	7.75	0	0.0	0	0.0	23	0/0	89.9
BRONCOS	594	350	4260	58.9	7.17	27	4.5	14	2.4	62t	26/215	86.4
OPPONENTS	529	297	3518	56.1	6.65	20	3.8	8	1.5	57	30/220	82.9

1996 FINAL STATISTICS (13-3)

Date	W/L	Score	Opponent	Attend.	RUSHING	No.	Yds.	Avg	LG	TD
Sept 1	W	31-6	New York Jets	70,595	Davis	345	1538	4.5	711	13
Sept 8	W	30-20	at Seattle	43,671	Hebron	49	262	5.3	47	0
Sept 15	W	27-23	Tampa Bay	71,535	Elway	50	249	5.0	22	4
Sept 22	L	14-17	at Kansas City	79,439	Craver	59	232	3.9	28	2
Sept 29	W	14-10	at Cincinnati	51,798	Lewis	4	39	9.8	18	0
Oct 6	W	28-17	San Diego	75,058	Miller	3	39	13.0	261	1
Oct 20	W	45-34	Baltimore	70,453	Rivers	2	6	3.0	3	0
Oct 27	W	34-7	Kansas City	75,652	R. Smith	1	1	1.0	1	0
Nov 4	W	22-21	at Oakland	61,179	Musgrave	12	-4	-0.3	6	0
Nov 10	W	17-12	Chicago	75,555	BRONCOS	525	2362	4.5	711	20
Nov 17	W	34-8	at New England	59,452	OPPONENTS	345	1331	3.9	56	5
Nov 24	W	21-17	at Minnesota	59,142						
Dec 1	W	34-7	Seattle	74,982	RECEIVING	No.	Yds	Avg	LG	TD
Dec 8	L	6-41	at Green Bay	60,712	Sharpe	80	1062	13.3	51	10
Dec 15	W	24-19	Oakland	75,466	Miller	56	735	13.1	46	3
Dec 22	L	10-16	at San Diego	46,801	McCaffrey	48	553	11.5	39	7

Team Statistics	Den	Opp
TOTAL FIRST DOWNS	336	261
Rushing	134	67
Passing	180	165
Penalty	22	29
3rd Down: Made/Att	112/229	78/217
3rd Down Pct.	48.9	35.9
4th Down: Made/Att	6/11	7/16
4th Down Pct.	54.5	43.8
POSSESSION AVG.	33:17	26:43
TOTAL NET YARDS	5791	4470
Avg. Per Game	361.9	279.4
Total Plays	1092	951
Avg. Per Play	5.3	4.7
NET YARDS RUSHING	2362	1331
Avg. Per Game	147.6	83.2
Total Rushes	525	345
NET YARDS PASSING	3429	3139
Avg. Per Game	214.3	196.2
Sacked/Yards Lost	31/233	40/274
Gross Yards	3662	3413
Att./Completions	536/327	566/302
Completion Pct.	61.0	53.4
Had Intercepted	17	23
PUNTS/AVERAGE	65/41.8	83/46.1
NET PUNTING AVG.	65/36.2	83/37.4
PENALTIES/YARDS	109/949	119/834
FUMBLES/BALL LOST	27/15	26/9
TOUCHDOWNS	47	31
Rushing	20	5
Passing	26	22
Returns	1	4

Score By Periods	1	2	3	4	OT	Total
BRONCOS	131	132	65	63	—	391
OPPONENTS	52	77	78	68	—	275

SCORING	TD	Ru	Pa	Rt	PAT	FG	2pt	TP
Elam	0	0	0	0	46/46	21/28	0	109
Davis	15	13	2	0	0	0	0	90
Sharpe	10	0	10	0	0	0	0	60
McCaffrey	7	0	7	0	0	0	0	42
Elway	4	4	0	0	0	0	0	24
Miller	4	1	3	0	0	0	0	24
Craver	3	2	1	0	0	0	0	18
R. Smith	2	0	2	0	0	0	0	12
Braxton	1	0	0	1	0	0	0	6
Sherrard	1	0	1	0	0	0	0	6
BRONCOS	47	20	26	1	46/46	21/28	0	391
OPPONENTS	31	5	22	4	25/25	20/23	2	275

2pt. conversions: TEAM 0-1, OPPONENTS 2-6.

SACKS: A. Williams 13.0, Geathers 5.0, Tanuvasa 5.0, Crockett 4.0, Perry 3.5, Romanowski 3.0, Hasselbach 2.0, Lodish 1.5, Mobley 1.5, D. Williams 1.0, Robinson 0.5. **BRONCOS 40.0, OPPONENTS 31.0.**

PASSING	Att.	Comp.	Yds.	Cmp.%	Yd./Att.	TD	TD%	Int.	Int%	LG	Sacked	Rating
Elway	466	287	3328	61.6	7.14	26	5.6	14	3.0	51	26/194	89.2
Musgrave	52	31	276	59.6	5.31	0	0.0	2	3.8	46	4/32	57.9
Lewis	17	9	58	52.9	3.41	0	0.0	1	5.9	11	1/7	35.9
Craver	1	0	0	0.0	0.00	0	0.0	0	0.0	0	0/0	39.6
BRONCOS	536	327	3662	61.0	6.83	26	4.9	17	3.2	51	31/233	84.3
OPPONENTS	566	302	3413	53.4	6.03	22	3.9	23	4.1	511	40/274	67.7

1997 FINAL STATISTICS (12-4)

Date	W/L	Score	OT	Opponent	Attendance	RUSHING	No.	Yds	Avg	LG	TD
Aug 31	W	19-3		Kansas City	75,600	Davis	369	1750	4.7	501	15
Sept 07	W	35-14		at Seattle	55,859	Hebron	49	222	4.5	46	1
Sept 14	W	35-14		St. Louis	74,338	Elway	50	218	4.4	23	1
Sept 21	W	38-20		Cincinnati	73,871	Loville	25	124	5.0	17	1
Sept 28	W	29-21		at Atlanta	48,211	Griffith	9	34	3.8	9	0
Oct 6	W	34-13		New England	75,821	R. Smith	5	16	3.2	21	0
Oct 19	L	25-28		at Oakland	57,006	D. Smith	4	10	2.5	11	0
Oct 26	W	23-20	OT	at Buffalo	78,458	Brister	4	2	0.5	2	0
Nov 2	L	30-27		Seattle	74,212	Lewis	5	2	0.4	5	0
Nov 9	W	34-0		Carolina	71,408	BRONCOS	520	2378	4.6	501	18
Nov 16	L	22-24		at Kansas City	77,963	OPPONENTS	381	1803	4.7	831	10
Nov 24	W	31-3		Oakland	75,307						
Nov 30	W	38-28		at San Diego	54,245	RECEIVING	No.	Yds	Avg	LG	TD
Dec 7	L	24-35		at Pittsburgh	59,739	Sharpe	72	1107	15.4	681	3
Dec 15	L	17-34		at San Francisco	68,461	R. Smith	70	1180	16.9	78	12
Dec 21	W	38-3		San Diego	69,632	McCaffrey	45	590	13.1	35	8

Team Statistics	Den	Opp
TOTAL FIRST DOWNS	340	258
Rushing	138	83
Passing	172	145
Penalty	30	30
3rd Down: Made/Att	92/217	65/207
3rd Down Pct.	42.4	31.4
4th Down: Made/Att	7/16	8/19
4th Down Pct.	43.8	42.1
POSSESSION AVG.	32:07	27:53
TOTAL NET YARDS	5872	4671
Avg. Per Game	367.0	291.9
Total Plays	1068	951
Avg. Per Play	5.5	4.9
NET YARDS RUSHING	2378	1803
Avg. Per Game	148.6	112.7
Total Rushes	520	381
NET YARDS PASSING	3494	2868
Avg. Per Game	218.4	179.3
Sacked/Yards Lost	35/210	44/298
Gross Yards	3704	3166
Att./Completions	513/287	526/290
Completion Pct.	55.9	55.1
Had Intercepted	11	18
PUNTS/AVERAGE	60/43.5	94/43.5
NET PUNTING AVG.	60/38.1	94/35.7
PENALTIES/YARDS	116/1006	130/1118
FUMBLES/LOST	25/10	27/13
TOUCHDOWNS	55	35
Rushing	18	10
Passing	27	20
Returns	10	5

Score By Periods	1	2	3	4	OT	Total
BRONCOS	107	140	137	85	3	472
OPPONENTS	34	100	68	85	0	287

SCORING	TD	Ru	Pa	Rt	PAT	FG	S	TP
Elam	0	0	0	0	46/46	26/36	0	124
Davis	15	15	0	0	0	0	0	96
R. Smith	12	0	12	0	0	0	0	72
McCaffrey	8	0	8	0	0	0	0	48
Gordon	4	0	0	4	0	0	0	24
Sharpe	3	0	3	0	0	0	0	20
Green	2	0	2	0	0	0	0	12
Bentley TM	0	0	0	0	4/4	2/3	0	10
Atwater	1	0	0	1	0	0	0	6
Braxton	1	0	0	1	0	0	0	6
Carwell	1	0	1	0	0	0	0	6
Elway	1	1	0	0	0	0	0	6
Hebron	1	1	0	0	0	0	0	6
Johnson	1	0	0	1	0	0	0	6
Loville	1	1	0	0	0	0	0	6
Mobley	1	0	0	1	0	0	0	6
D. Smith	1	0	1	0	0	0	0	6
Traylor	1	0	0	1	0	0	0	6
Williams	1	0	0	1	0	0	0	6
BRONCOS	55	18	27	10	50/50	28/39	0	472
OPPONENTS	35	10	20	5	35/35	14/19	0	287

2pt. conversion: Davis 3, Sharpe, TEAM 4-5, OPPONENTS 0-0

SACKS: N. Smith 8.5, Tanuvasa 8.5, Williams 8.5, Mobley 4.0, Gordon 2.0, Pryce 2.0, Romanowski 2.0, Traylor 2.0, Hasselbach 1.5, Atwater 1.0, Lodish 1.0, McKyer 1.0, Braxton 0.5, Richie 0.5. **BRONCOS 44.0, OPPONENTS 35.0**

PASSING	Att.	Cmp.	Yds.	Cmp%	Yds/Att.	TD	TD%	Int.	Int%	LG	Sacked	Rating
Elway	502	280	3635	55.8	7.24	27	5.4	11	2.2	78	34/203	87.5
Brister	9	6	49	66.7	5.33	0	0.0	0	0.0	15	0/0	79.9
Lewis	2	1	21	50.0	10.50	0	0.0	0	0.0	2	1/7	87.5
BRONCOS	513	287	3704	55.9	7.22	27	5.3	11	2.1	78	35/210	87.4
OPPONENTS	526	290	3166	55.1	6.02	20	3.8	18	3.4	691	44/298	71.5

1998 FINAL STATISTICS (14-2)

Date	W-L	Score	Opponent	Attendance	RUSHING	No.	Yds	Avg	Long	TD
Sep 7	W	27-21	New England	74,745	Davis	392	2008	5.1	70	21
Sep 13	W	42-23	Dallas	75,013	Loville	53	161	3.0	12	2
Sep 20	W	34-17	at Oakland	56,578	Brister	19	102	5.4	38	1
Sep 27	W	38-16	at Washington	71,880	Elway	37	94	2.5	16	1
Oct 4	W	41-16	Philadelphia	73,218	R. Smith	6	63	10.5	37	0
Oct 11	W	21-16	at Seattle	66,258	Hebron	9	31	3.4	8	1
Oct 25	W	37-24	Jacksonville	75,217	Griffith	4	13	3.3	16	0
Nov 1	W	33-26	at Cincinnati	59,974	Rouen	1	0	0.0	0	0
Nov 8	W	27-10	San Diego	74,925	Griese	4	-4	-1.0	0	0
Nov 16	W	30-7	at Kansas City	78,100	BRONCOS	525	2468	4.7	70	26
Nov 22	W	40-14	Oakland	75,325	OPPONENTS	356	1287	3.6	45	8
Nov 29	W	31-16	at San Diego	66,532	RECEIVING	No.	Yds	Avg	Long	TD
Dec 6	W	35-31	Kansas City	74,962	R. Smith	86	1222	14.2	58	6
Dec 13	L	16-20	at New York Giants	72,336	McCauffrey	64	1053	16.5	48	10
Dec 21	L	21-31	at Miami	74,363	Sharpe	64	768	12.0	38	10
Dec 27	W	28-21	Seattle	74,057	Davis	25	217	8.7	35	2

Team Statistics	Den	Opp
TOTAL FIRST DOWNS	347	283
Rushing	135	80
Passing	186	183
Penalty	26	20
3rd Down: Made/Att	90/207	88/225
3rd Down Pct.	43.5	39.1
4th Down: Made/Att	4/10	10/19
4th Down Pct.	40.0	52.6
POSSESSION AVG.	32.08	27.52
TOTAL NET YARDS	6092	4935
Avg. Per Game	380.8	308.4
Total Plays	1041	999
Avg. Per Play	5.9	4.9
NET YARDS RUSHING	2468	1287
Avg. Per Game	154.3	80.4
Total Rushes	525	356
NET YARDS PASSING	3624	3648
Avg. Per Game	226.5	228.0
Sacked/Yards Lost	25/184	47/335
Gross Yards	3808	3983
Att./Completions	491/290	596/345
Completion Pct.	59.1	57.9
Had Intercepted	14	19
PUNTS/AVERAGE	67/46.2	88/42.4
NET PUNTING AVG.	67/37.6	88/36.6
PENALTIES/YARDS	115/1023	113/865
FUMBLES/BALL LOST	17/6	28/11
TOUCHDOWNS	62	38
Rushing	26	8
Passing	32	28
Returns	4	2

Score By Periods	1	2	3	4	OT	PTS
BRONCOS	144	156	64	137	0	501
OPPONENTS	54	87	58	110	0	309

SCORING	TD	Ru	Pa	Ret	K-PAT	FG	S	P	PTS
Davis	23	21	2	0	0	0	0	0	138
Elam	0	0	0	0	58/58	23/27	0	0	127
McCauffrey	10	0	10	0	0	0	0	0	62
Sharpe	10	0	10	0	0	0	0	0	60
R. Smith	7	0	6	1	0	0	0	0	42
Griffith	3	0	3	0	0	0	0	0	18
Hebron	2	1	0	1	0	0	0	0	12
Loville	2	2	0	0	0	0	0	0	12
Brister	1	1	0	0	0	0	0	0	6
Crockett	1	0	0	1	0	0	0	0	6
Elway	1	1	0	0	0	0	0	0	6
Gordon	1	0	0	1	0	0	0	0	6
Green	1	0	1	0	0	0	0	0	6
Rouen	0	0	0	0	0/1	0/0	0	0	0
BRONCOS	62	26	32	4	58/59	23/27	0	501	
OPPONENTS	38	8	28	2	31/31	14/20	2	309	

2-Pt. Conversions: McCauffrey, BRONCOS 1-3, OPPONENTS 2-7

SACKS: Pryce 8.5, Tanuvasa 8.5, Romanowski 7.5, Cadrez 4.0, N. Smith 4.0, Hasselbach 3.0, Williams 3.0, Lodish 2.0, Taylor 2.0, Washington 2.0, Johnson 1.0, Mobley 1.0, Crockett 0.5, **BRONCOS 47.0, OPPONENTS 25.0**

PASSING	Att	Cmp	Yds	Cmp%	Yds/Att	TD	TD%	Int	Int%	Long	Sack/Lost	Rating
Elway	356	210	2806	59.0	7.88	22	6.2	10	2.8	58	18/135	93.0
Brister	131	78	986	59.5	7.53	10	7.6	3	2.3	48	7/49	99.0
Griese	3	1	2	33.3	0.67	0	0.0	1	33.3	2	0/0	2.8
R. Smith	1	1	14	100.0	14.00	0	0.0	0	0.0	14	0/0	118.8
BRONCOS	491	290	3808	59.1	7.76	32	6.5	14	2.9	58	25/184	93.5
OPPONENTS	596	345	3983	57.9	6.68	28	4.7	19	3.2	75	47/335	80.5

DENVER BRONCOS STARTERS, 1960-98

Listed below are the usual starters, by position, for the Denver Broncos on a season-by-season basis from 1960-98. A player must have been the starter for the majority of the games that season to be designated as the starter. If the number of starting assignments at a position were virtually equal, two players have been listed, with the player who had the greater playing time listed first. The term "Ret" is used to designate someone who was a kick return specialist.

1960	1961	1962	1963
OFFENSE	OFFENSE	OFFENSE	OFFENSE
LE 87 Lionel Taylor	LE 87 Lionel Taylor	LE 87 Lionel Taylor	SE 87 Lionel Taylor
LT 74 Jerry Sturman	LT 77 Jack Mattox	LT 77 Jerry Sturman	LT 76 Harold Olson
LG 60 Ken Adamson	LG 60 Ken Adamson	LG 60 Ken Adamson	LG 71 Jim Perkins
C 51 Mike Nichols	C 52 Mike Nichols	C 52 Jim Barton	LG 67 Bob McCullough
RG 71 Willie Smith	RG 77 Carl Larperner	RG 67 Bob McCullough	C 72 Jerry Barnes
RT 75 Eldon Danenhauer	RT 75 Eldon Danenhauer	RT 75 Eldon Danenhauer	RG 62 Ernie Barnes
RE 81 Bill Jessup	TE 88 Gene Prebola	TE 88 Gene Prebola	TE 88 Gene Prebola
FL 41 Bob McNamara	FL 42 Al Frazier (Ret)	FL 82 Bob Scarpitto	FL 82 Bob Scarpitto
QB 18 Frank Tripucka	QB 18 Frank Tripucka	QB 18 Frank Tripucka	QB 83 Bill Groman
HB 20 Henry Bell	HB 34 Don Stone	HB 34 Don Stone	QB 19 Don Stone
FB 35 Dave Rolle	FB 33 Fred Bukaty	FB 35 Bo Dickinson	HB 34 Don Stone
P 16 George Herring	P 16 George Herring	P 55 Jim Fraser	HB 34 Don Stone
PK 21 Gene Mingo	PK 21 Gene Mingo/84 Jack Hill	PK 21 Gene Mingo	HB 34 Don Stone
Ret 40 Al Carmichael			HB 34 Don Stone
DEFENSE	DEFENSE	DEFENSE	DEFENSE
LE 85 Joe Young	LE 66 John Cash	DE 61 Chuck Gavin	LE 83 Ray Jacobs
LT 64 Bud McFadin	LT 64 Bud McFadin	DT 64 Bud McFadin	LT 80 Ron Nery
RT 67 John Hatley	RT 74 Gordon Holz	DT 74 Gordon Holz	LT 64 Bud McFadin
RE 61 Chuck Gavin	RE 61 Chuck Gavin	DT 66 John Cash	RE 74 Gordy Holz
LLB 33 Pete Mangum	LLB 53 Bob Hudson	LLB 55 Jim Fraser	RE 61 Chuck Gavin
MLB 55 Wahoo McDaniel	MLB 55 Wahoo McDaniel	MLB 55 Wahoo McDaniel	LLB 33 John Nocera
RLB 84 Albert Day	RLB 68 Bill Roehnett	LLB 68 Bill Roehnett	MLB 53 Tom Erlandson
LC 43 Frank Bernardi	LC 41 Bob McNamara	LCB 47 John McGeevrey	MLB 54 Wahoo McDaniel
RC 41 Bob McNamara	RC 45 Jim McMillan	RCB 45 Jim McMillan	LC 47 John McGeevrey
LS 42 Al Fleming	LS 46 Bob Zeman	RS 23 Goose Gonsoulin	RC 24 Willie Brown
RS 23 Goose Gonsoulin	RS 23 Goose Gonsoulin		LS 46 Bob Zeman
1964	1965	1966	1967
OFFENSE	OFFENSE	OFFENSE	OFFENSE
SE 87 Lionel Taylor	SE 87 Lionel Taylor	SE 87 Lionel Taylor	SE 41 Eric Crabtree
LT 73 Harold Olson	LT 77 Bob Breitenstein	LT 76 Bob Breitenstein	LT 64 Sam Brunelli
LG 71 Jim Perkins	LG 72 Jerry Sturm	LG 72 Jerry Sturm	LG 67 George Goedecke
68 Tom Nomina	C 52 Ray Kuba	C 52 Ray Kuba	C 59 Larry Kaminski
72 Jerry Sturm	RG 67 Bob McCullough	RG 67 Bob McCullough	RG 73 Pat Mattson
RG 67 Bob McCullough	RG 75 Eldon Danenhauer	RG 75 Eldon Danenhauer	RG 73 Pat Mattson
TE 30 Hewitt Dixon	TE 30 Hewitt Dixon	TE 30 Hewitt Dixon	TE 78 Tom Cichowski
FL 82 Bob Scarpitto	FL 82 Al Denson	FL 82 Bob Scarpitto	TE 85 Tom Beer
QB 15 Jackie Lee	QB 7 Mickey Slaughter	QB 10 John McCormick	FL 88 Al Denson
HB 27 Charley Mitchell	HB 26 Abner Haynes (Ret)	HB 26 Abner Haynes (Ret)	QB 13 Steve Tensi
FB 3 Billy Joe	P 23 Wendell Hayes	P 23 Wendell Hayes	HB 44 Floyd Little (Ret)
P 51 Jim Fraser	PK 12 Gary Kroner	PK 12 Gary Kroner	HB 27 Charlie Mitchell
PK 21 Gene Mingo	Ret 42 Odell Barry		FB 31 Bob Scarpitto
Ret 42 Odell Barry			P 82 Bob Scarpitto
DEFENSE	DEFENSE	DEFENSE	DEFENSE
LE 83 Ray Jacobs	LE 80 Ed Cooke	LE 81 Max Leetow	LE 75 Rex Mirich
LT 77 Dick Guesman	LT 83 Ray Jacobs	LT 83 Ray Jacobs	LE 62 Jerry Inman
RT 70 Charlie Janerette	RT 70 Charlie Janerette	RT 66 Larry Cox	LT 63 Dave Conner
RE 80 Ed Cooke	RE 81 Max Leetow	RE 61 Bill Keating	RE 87 Richard Jackson
LLB 50 Jerry Hopkins	LLB 58 Leroy Moore	LLB 50 Jerry Hopkins	RE 60 Bob Young
MLB 55 Marv Matuszak	MLB 54 Ed Cummings	MLB 55 Archie Matsos	LLB 50 Carl Cunningham
RLB 51 Jim Fraser	RLB 56 John Bramlett	RLB 56 John Bramlett	MLB 57 John Huard
LC 24 Willie Brown	LC 24 Willie Brown	LC 24 Willie Brown	MLB 55 Pete Duranko
RC 20 Willie West	RC 47 Jim McMillan	RC 47 Jim McMillan	MLB 55 Archie Matsos
LS 46 John Griffin	LS 44 Miller Farr	LS 42 Lonnie Wright	RC 48 Nemiah Wilson
RS 23 Goose Gonsoulin	RS 23 Goose Gonsoulin	RS 23 Goose Gonsoulin	RC 48 Nemiah Wilson
			FS 28 Jack Lantz
			SS 43 Pete Jacques
			45 Tom Cassese

1968				1969				1970			
OFFENSE				OFFENSE				OFFENSE			
SE 88	Al Denson	SE 88	Al Denson	SE 88	Al Denson	SE 88	Al Denson	SE 88	Al Denson	SE 88	Al Denson
42	Billy Van Heusen	42	Mike Hallner	42	Bill Van Heusen	42	Bill Van Heusen	42	Bill Van Heusen	42	Bill Van Heusen
LT 72	Sam Brunelli	LT 72	Sam Brunelli	LT 72	Sam Brunelli	LT 72	Sam Brunelli	LT 72	Sam Brunelli	LT 72	Sam Brunelli
LG 67	George Goeddeke	LG 67	George Goeddeke	LG 67	George Goeddeke	LG 67	George Goeddeke	LG 67	George Goeddeke	LG 67	George Goeddeke
C 59	Larry Kaminski	C 59	Larry Kaminski	C 59	Larry Kaminski	C 59	Larry Kaminski	C 59	Larry Kaminski	C 59	Larry Kaminski
RG 60	Bob Young	RG 60	Bob Young	RG 60	Bob Young	RG 60	Bob Young	RG 60	Bob Young	RG 60	Bob Young
64	Jon Homan	64	Mike Current	64	Mike Current	64	Mike Current	64	Mike Current	64	Mike Current
RT 74	Mike Current	RT 74	Mike Current	RT 74	Mike Current	RT 74	Mike Current	RT 74	Mike Current	RT 74	Mike Current
TE 85	Tom Beer	TE 85	Tom Beer	TE 85	Tom Beer	TE 85	Tom Beer	TE 85	Tom Beer	TE 85	Tom Beer
WR 41	Eric Crabtree	WR 41	Eric Crabtree	WR 41	Eric Crabtree	WR 41	Eric Crabtree	WR 41	Eric Crabtree	WR 41	Eric Crabtree
80	Jimmy Jones	80	Jimmy Jones	80	Jimmy Jones	80	Jimmy Jones	80	Jimmy Jones	80	Jimmy Jones
QB 15	Marlin Briscoe	QB 15	Marlin Briscoe	QB 15	Marlin Briscoe	QB 15	Marlin Briscoe	QB 15	Marlin Briscoe	QB 15	Marlin Briscoe
13	Steve Tensi	13	Steve Tensi	13	Steve Tensi	13	Steve Tensi	13	Steve Tensi	13	Steve Tensi
HB 44	Floyd Little (Ret)	HB 44	Floyd Little	HB 44	Floyd Little	HB 44	Floyd Little	HB 44	Floyd Little	HB 44	Floyd Little
22	Fran Lynch	22	Fran Lynch	22	Fran Lynch	22	Fran Lynch	22	Fran Lynch	22	Fran Lynch
FB 32	Garrett Ford	FB 32	Garrett Ford	FB 32	Garrett Ford	FB 32	Garrett Ford	FB 32	Garrett Ford	FB 32	Garrett Ford
40	Brendan McCarthy	40	Brendan McCarthy	40	Brendan McCarthy	40	Brendan McCarthy	40	Brendan McCarthy	40	Brendan McCarthy
P 42	Billy Van Heusen	P 42	Billy Van Heusen	P 42	Billy Van Heusen	P 42	Billy Van Heusen	P 42	Billy Van Heusen	P 42	Billy Van Heusen
PK 3	Bobby Howfield	PK 3	Bobby Howfield	PK 3	Bobby Howfield	PK 3	Bobby Howfield	PK 3	Bobby Howfield	PK 3	Bobby Howfield
DEFENSE				DEFENSE				DEFENSE			
LE 55	Pete Duranko	LE 55	Pete Duranko	LE 55	Pete Duranko	LE 55	Pete Duranko	LE 55	Pete Duranko	LE 55	Pete Duranko
70	Paul Smith	70	Paul Smith	70	Paul Smith	70	Paul Smith	70	Paul Smith	70	Paul Smith
LT 62	Jerry Inman	LT 62	Jerry Inman	LT 62	Jerry Inman	LT 62	Jerry Inman	LT 62	Jerry Inman	LT 62	Jerry Inman
75	Rex Mirich	75	Rex Mirich	75	Rex Mirich	75	Rex Mirich	75	Rex Mirich	75	Rex Mirich
RT 63	Dave Costa	RT 63	Dave Costa	RT 63	Dave Costa	RT 63	Dave Costa	RT 63	Dave Costa	RT 63	Dave Costa
RE 87	Richard Jackson	RE 87	Richard Jackson	RE 87	Richard Jackson	RE 87	Richard Jackson	RE 87	Richard Jackson	RE 87	Richard Jackson
LLB 50	Carl Cunningham	LLB 50	Carl Cunningham	LLB 50	Carl Cunningham	LLB 50	Carl Cunningham	LLB 50	Carl Cunningham	LLB 50	Carl Cunningham
MLB 57	John Huard	MLB 57	John Huard	MLB 57	John Huard	MLB 57	John Huard	MLB 57	John Huard	MLB 57	John Huard
RLB 52	Fred Forsberg	RLB 52	Fred Forsberg	RLB 52	Fred Forsberg	RLB 52	Fred Forsberg	RLB 52	Fred Forsberg	RLB 52	Fred Forsberg
54	Chip Myrtle	54	Chip Myrtle	54	Chip Myrtle	54	Chip Myrtle	54	Chip Myrtle	54	Chip Myrtle
LC 20	Charlie Greer	LC 20	Charlie Greer	LC 20	Charlie Greer	LC 20	Charlie Greer	LC 20	Charlie Greer	LC 20	Charlie Greer
RC 23	Drake Garrett	RC 23	Drake Garrett	RC 23	Drake Garrett	RC 23	Drake Garrett	RC 23	Drake Garrett	RC 23	Drake Garrett
FS 28	Jack Lentz	FS 28	Jack Lentz	FS 28	Jack Lentz	FS 28	Jack Lentz	FS 28	Jack Lentz	FS 28	Jack Lentz
SS 43	Pete Jacquess	SS 43	Pete Jacquess	SS 43	Pete Jacquess	SS 43	Pete Jacquess	SS 43	Pete Jacquess	SS 43	Pete Jacquess
34	Gus Holomon	34	Gus Holomon	34	Gus Holomon	34	Gus Holomon	34	Gus Holomon	34	Gus Holomon

1972				1973				1974			
OFFENSE				OFFENSE				OFFENSE			
WR 84	Rod Sherman	WR 84	Rod Sherman	WR 84	Rod Sherman	WR 84	Rod Sherman	WR 84	Rod Sherman	WR 84	Rod Sherman
25	Haven Moses	25	Haven Moses	25	Haven Moses	25	Haven Moses	25	Haven Moses	25	Haven Moses
LT 78	Marv Montgomery	LT 78	Marv Montgomery	LT 78	Marv Montgomery	LT 78	Marv Montgomery	LT 78	Marv Montgomery	LT 78	Marv Montgomery
LG 68	Larron Jackson	LG 68	Larron Jackson	LG 68	Larron Jackson	LG 68	Larron Jackson	LG 68	Larron Jackson	LG 68	Larron Jackson
C 59	Larry Kaminski	C 59	Larry Kaminski	C 59	Larry Kaminski	C 59	Larry Kaminski	C 59	Larry Kaminski	C 59	Larry Kaminski
RG 64	Mike Schnitker	RG 64	Mike Schnitker	RG 64	Mike Schnitker	RG 64	Mike Schnitker	RG 64	Mike Schnitker	RG 64	Mike Schnitker
61	Tom Lyons	61	Tom Lyons	61	Tom Lyons	61	Tom Lyons	61	Tom Lyons	61	Tom Lyons
RT 74	Mike Current	RT 74	Mike Current	RT 74	Mike Current	RT 74	Mike Current	RT 74	Mike Current	RT 74	Mike Current
TE 81	Billy Masters	TE 81	Billy Masters	TE 81	Billy Masters	TE 81	Billy Masters	TE 81	Billy Masters	TE 81	Billy Masters
WR 80	Jerry Simmons	WR 80	Jerry Simmons	WR 80	Jerry Simmons	WR 80	Jerry Simmons	WR 80	Jerry Simmons	WR 80	Jerry Simmons
QB 12	Charley Johnson	QB 12	Charley Johnson	QB 12	Charley Johnson	QB 12	Charley Johnson	QB 12	Charley Johnson	QB 12	Charley Johnson
10	Steve Ramsey	10	Steve Ramsey	10	Steve Ramsey	10	Steve Ramsey	10	Steve Ramsey	10	Steve Ramsey
HB 44	Floyd Little	HB 44	Floyd Little	HB 44	Floyd Little	HB 44	Floyd Little	HB 44	Floyd Little	HB 44	Floyd Little
22	Fran Lynch	22	Fran Lynch	22	Fran Lynch	22	Fran Lynch	22	Fran Lynch	22	Fran Lynch
FB 33	Bobby Anderson	FB 33	Bobby Anderson	FB 33	Bobby Anderson	FB 33	Bobby Anderson	FB 33	Bobby Anderson	FB 33	Bobby Anderson
32	Joe Dawkins (Ret)	32	Joe Dawkins	32	Joe Dawkins	32	Joe Dawkins	32	Joe Dawkins	32	Joe Dawkins
P 42	Bill Van Heusen	P 42	Bill Van Heusen	P 42	Bill Van Heusen	P 42	Bill Van Heusen	P 42	Bill Van Heusen	P 42	Bill Van Heusen
PK 15	Jim Turner	PK 15	Jim Turner	PK 15	Jim Turner	PK 15	Jim Turner	PK 15	Jim Turner	PK 15	Jim Turner
DEFENSE				DEFENSE				DEFENSE			
RE 77	Lyle Alzado	RE 77	Lyle Alzado	RE 77	Lyle Alzado	RE 77	Lyle Alzado	RE 77	Lyle Alzado	RE 77	Lyle Alzado
RT 76	Tom Dornes	RT 76	Tom Dornes	RT 76	Tom Dornes	RT 76	Tom Dornes	RT 76	Tom Dornes	RT 76	Tom Dornes
LT 70	Paul Smith	LT 70	Paul Smith	LT 70	Paul Smith	LT 70	Paul Smith	LT 70	Paul Smith	LT 70	Paul Smith
LE 55	Pete Duranko	LE 55	Pete Duranko	LE 55	Pete Duranko	LE 55	Pete Duranko	LE 55	Pete Duranko	LE 55	Pete Duranko
RLB 54	Chip Myrtle	RLB 54	Chip Myrtle	RLB 54	Chip Myrtle	RLB 54	Chip Myrtle	RLB 54	Chip Myrtle	RLB 54	Chip Myrtle
MLB 58	Tom Graham	MLB 58	Tom Graham	MLB 58	Tom Graham	MLB 58	Tom Graham	MLB 58	Tom Graham	MLB 58	Tom Graham
LLB 52	Fred Forsberg	LLB 52	Fred Forsberg	LLB 52	Fred Forsberg	LLB 52	Fred Forsberg	LLB 52	Fred Forsberg	LLB 52	Fred Forsberg
RC 36	Billy Thompson	RC 36	Billy Thompson	RC 36	Billy Thompson	RC 36	Billy Thompson	RC 36	Billy Thompson	RC 36	Billy Thompson
LC 41	Leroy Mitchell	LC 41	Leroy Mitchell	LC 41	Leroy Mitchell	LC 41	Leroy Mitchell	LC 41	Leroy Mitchell	LC 41	Leroy Mitchell
WS 23	Steve Preece	WS 23	Steve Preece	WS 23	Steve Preece	WS 23	Steve Preece	WS 23	Steve Preece	WS 23	Steve Preece
SS 20	Charles Greer	SS 20	Charles Greer	SS 20	Charles Greer	SS 20	Charles Greer	SS 20	Charles Greer	SS 20	Charles Greer

1976				1977				1978			
OFFENSE				OFFENSE				OFFENSE			
WR 80	Rick Upchurch (Ret)	WR 80	Rick Upchurch (Ret)	WR 82	Jack Dolbin	WR 82	Jack Dolbin	WR 82	Jack Dolbin	WR 82	Jack Dolbin
82	Jack Dolbin	82	Jack Dolbin	80	Rick Upchurch (Ret)	80	Rick Upchurch (Ret)	80	Rick Upchurch (Ret)	80	Rick Upchurch (Ret)
LT 75	Bill Bain	LT 75	Bill Bain	LT 74	Andy Maurer	LT 74	Andy Maurer	LT 71	Claudio Minor	LT 71	Claudio Minor
LG 62	Tom Glassic	LG 62	Tom Glassic	LG 62	Tom Glassic	LG 62	Tom Glassic	LG 62	Tom Glassic	LG 62	Tom Glassic
C 50	Bobby Maples	C 52	Mike Montier	C 64	Bill Bryan	C 64	Bill Bryan	C 64	Bill Bryan	C 64	Bill Bryan
RG 61	Tom Lyons	RG 60	Paul Howard	RG 60	Paul Howard	RG 60	Paul Howard	RG 60	Paul Howard	RG 60	Paul Howard
RT 71	Claudio Minor	RT 71	Claudio Minor	RT 71	Claudio Minor	RT 71	Claudio Minor	RT 70	Dave Studdard	RT 70	Dave Studdard
TE 88	Riley Odoms	TE 88	Riley Odoms	TE 88	Riley Odoms	TE 88	Riley Odoms	TE 88	Riley Odoms	TE 88	Riley Odoms
WR 25	Haven Moses	WR 25	Haven Moses	WR 25	Haven Moses	WR 25	Haven Moses	WR 25	Haven Moses	WR 25	Haven Moses
QB 10	Steve Ramsey	QB 7	Craig Morton	QB 7	Craig Morton	QB 7	Craig Morton	QB 7	Craig Morton	QB 7	Craig Morton
HB 24	Otis Armstrong	HB 24	Otis Armstrong	HB 24	Otis Armstrong	HB 24	Otis Armstrong	HB 24	Otis Armstrong	HB 24	Otis Armstrong
35	Lonnie Perrin (Ret)	35	Lonnie Perrin (Ret)	35	Lonnie Perrin (Ret)	35	Lonnie Perrin (Ret)	35	Lonnie Perrin (Ret)	35	Lonnie Perrin (Ret)
FB 32	Jon Keyworth	FB 32	Jon Keyworth	FB 32	Jon Keyworth	FB 32	Jon Keyworth	FB 32	Jon Keyworth	FB 32	Jon Keyworth
P 42	Bill Van Heusen	P 10	Bucky Dilts	P 10	Bucky Dilts	P 10	Bucky Dilts	P 10	Bucky Dilts	P 10	Bucky Dilts
PK 15	Jim Turner	PK 15	Jim Turner	PK 15	Jim Turner	PK 15	Jim Turner	PK 15	Jim Turner	PK 15	Jim Turner
DEFENSE				DEFENSE				DEFENSE			
LE 79	Barney Chavous	LE 79	Barney Chavous	LE 79	Barney Chavous	LE 79	Barney Chavous	LE 79	Barney Chavous	LE 79	Barney Chavous
NT 63	John Grant	NT 63	John Grant	NT 63	John Grant	NT 63	John Grant	NT 63	John Grant	NT 63	John Grant
68	Rubin Carter	68	Rubin Carter	68	Rubin Carter	68	Rubin Carter	68	Rubin Carter	68	Rubin Carter
RE 70	Paul Smith	RE 77	Lyle Alzado	RE 77	Lyle Alzado	RE 77	Lyle Alzado	RE 77	Lyle Alzado	RE 77	Lyle Alzado
LOLB 51	Bob Swenson	LOLB 51	Bob Swenson	LOLB 51	Bob Swenson	LOLB 51	Bob Swenson	LOLB 51	Bob Swenson	LOLB 51	Bob Swenson
LILB 59	Joe Rizzo	LILB 59	Joe Rizzo	LILB 59	Joe Rizzo	LILB 59	Joe Rizzo	LILB 59	Joe Rizzo	LILB 59	Joe Rizzo
MILB 52	Randy Gradishar	RILB 52	Randy Gradishar	RILB 52	Randy Gradishar	RILB 52	Randy Gradishar	RILB 52	Randy Gradishar	RILB 52	Randy Gradishar
ROLB 57	Tom Jackson	ROLB 57	Tom Jackson	ROLB 57	Tom Jackson	ROLB 57	Tom Jackson	ROLB 57	Tom Jackson	ROLB 57	Tom Jackson
LC 20	Louis Wright	LC 20	Louis Wright	LC 20	Louis Wright	LC 20	Louis Wright	LC 20	Louis Wright	LC 20	Louis Wright
RC 26	Calvin Jones	RC 43	Steve Foley	RC 43	Steve Foley	RC 43	Steve Foley	RC 43	Steve Foley	RC 43	Steve Foley
43	Steve Foley	43	Steve Foley	43	Steve Foley	43	Steve Foley	43	Steve Foley	43	Steve Foley
WS 46	John Rowser	WS 29	Bernard Jackson	WS 29	Bernard Jackson	WS 29	Bernard Jackson	WS 29	Bernard Jackson	WS 29	Bernard Jackson
SS 36	Billy Thompson	SS 36	Billy Thompson	SS 36	Billy Thompson	SS 36	Billy Thompson	SS 36	Billy Thompson	SS 36	Billy Thompson

1980				1981				1982				1983			
OFFENSE				OFFENSE				OFFENSE				OFFENSE			
WR	80	Rick Upchurch (Ret)		WR	80	Rick Upchurch		WR	80	Rick Upchurch (Ret)		WR	80	Rick Upchurch	
LT	71	Claudio Minor		LT	71	Claudio Minor		LT	71	Claudio Minor		LT	70	Dave Studdard	
LG	62	Tom Glassic		LG	62	Tom Glassic		LG	62	Tom Glassic		LG	62	Tom Glassic	
C	64	Bill Bryan		C	64	Bill Bryan		C	64	Bill Bryan		C	64	Keith Bishop	
RG	60	Paul Howard		RG	60	Paul Howard		RG	70	Dave Studdard		RG	60	Bill Bryan	
									60	Paul Howard			64	Paul Howard	
RT	70	Dave Studdard		RT	70	Dave Studdard		RT	76	Ken Lanier		RT	76	Ken Lanier	
TE	88	Riley Odoms		TE	88	Riley Odoms		TE	88	Ron Egloff		TE	88	Ron Egloff	
					85	Ron Egloff			87	Jim Wright			87	Jim Wright	
WR	25	Haven Moses		WR	81	Steve Watson		WR	81	Steve Watson		WR	81	Steve Watson	
					25	Haven Moses									
QB	7	Craig Morton		QB	7	Craig Morton		QB	17	Steve DeBerg		QB	17	Steve DeBerg	
	17	Matt Robinson			17	Steve DeBerg							7	John Elway	
HB	24	Otis Armstrong		HB	46	Dave Preston		HB	47	Gerald Wilhite		HB	23	Sammy Winder	
	46	Dave Preston			32	Tony Reed			23	Sammy Winder			47	Gerald Wilhite	
FB	30	Jim Jensen		FB	24	Rick Parros		FB	24	Rick Parros		FB	34	Nathan Poole	
	32	Jon Keyworth			35	Larry Canada			46	Dave Preston			46	Dave Preston	
P	11	Luke Prestridge		P	11	Luke Prestridge		P	11	Luke Prestridge		P	11	Luke Prestridge	
PK	19	Fred Steinfort		PK	19	Fred Steinfort		PK	3	Rich Karis		PK	3	Rich Karis	
KR	82	Larry Brunson		Ret	83	Wade Manning		Ret	83	Wade Manning		Ret	82	Jack Thomas	
DEFENSE				DEFENSE				DEFENSE				DEFENSE			
LE	NT	79	Barney Chavous	LE	NT	79	Barney Chavous	LE	NT	79	Barney Chavous	LE	NT	79	Barney Chavous
		68	Rubin Carter			68	Rubin Carter			68	Rubin Carter			68	Rubin Carter
RE		66	Brisen Manor	RE		75	Rulon Jones	RE		75	Rulon Jones	RE		75	Rulon Jones
		73	Rulon Jones											66	Brisen Manor
LO		58	Rob Naimo	LO		51	Bob Swenson	LO		50	Jim Ryan	LO		50	Jim Ryan
LI		56	Larry Evans	LI		56	Larry Evans	LI		58	Larry Evans	LI		53	Randy Gradishar
RI		53	Randy Gradishar	RO		57	Randy Gradishar	RO		53	Randy Gradishar	RO		58	Steve Busick
RC		57	Tom Jackson	RO		57	Tom Jackson	RO		57	Tom Jackson	RO		57	Tom Jackson
		20	Louis Wright	LC		20	Louis Wright	LC		20	Louis Wright	LC		20	Louis Wright
						45	Perry Smith								
RC		22	Aaron Kyle	RC		22	Aaron Kyle	RC		22	Aaron Kyle	RC		31	Mike Harden
		45	Perry Smith			45	Steve Wilson			45	Steve Wilson			45	Steve Wilson (Ret)
WS		43	Steve Foley	WS		31	Mike Harden (Ret)	WS		31	Mike Harden	WS		43	Steve Foley
						36	Billy Thompson			43	Steve Foley				
SS		36	Billy Thompson	SS		36	Billy Thompson	SS		49	Dennis Smith	SS		49	Dennis Smith



1984

OFFENSE

WR	86	Butch Johnson
RB	64	Clint Sampson
LT	70	Dave Studdard
LG	54	Keith Bishop
C	64	Bill Bryan
RG	60	Paul Howard
RT	76	Ken Lanier
TE	88	Clarence Kay
WR	81	Steve Watson
QB	7	John Elway
	8	Gary Kubiak
RB	47	Gerald Willhite (Ret)
RB	33	Gene Lang (Ret)
RB	23	Sammy Winder
	24	Rick Parros
P	1	Chris Norman
PK	3	Rich Karlis
Ret	82	Zack Thomas

DEFENSE

LE	79	Barney Chavous
MG	68	Ruben Carter
RE	75	Rulon Jones
LO	52	Jim Ryan
	52	Ken Woodard
LI	55	Rick Dennison
RI	58	Steve Busick
RO	57	Tom Jackson
RC	20	Louis Wright
LC	31	Mike Harden
FS	43	Steve Foley
SS	49	Dennis Smith

1988

OFFENSE

WR	82	Vance Johnson
	84	Ricky Nattiel (Ret)
LT	70	Dave Studdard
LG	60	Gerald Perry
LG	54	Keith Bishop
C	64	Bill Bryan
RG	72	Keith Kartz
RT	76	Ken Lanier
TE	88	Clarence Kay
	89	Orson Mobley
WR	80	Mark Jackson
QB	7	John Elway
	8	Gary Kubiak
HB	33	Tony Dorsett
	47	Gerald Willhite
FB	23	Sammy Winder
	30	Steve Sewell
P	2	Mike Horan
PK	3	Rich Karlis
Ret	35	Ken Bell

DEFENSE

LE	65	Walt Bowyer
	90	Freddie Gilbert
NT	71	Greg Kragen
RE	61	Andre Townsend
LO	73	Simon Fletcher
LI	77	Karl Mecklenburg
	77	Bruce Klosterman
RI	55	Rick Dennison
RO	50	Jim Ryan
	56	Michael Brooks
LC	36	Mark Haynes
RC	28	Jeremiah Castile
	45	Steve Wilson
WS	31	Mike Harden
SS	49	Dennis Smith

1985

OFFENSE

WR	86	Butch Johnson
	82	Vance Johnson (Ret)
LT	70	Dave Studdard
LG	54	Keith Bishop
C	64	Bill Bryan
RG	60	Paul Howard
RT	76	Ken Lanier
TE	88	Clarence Kay
WR	81	Steve Watson
QB	7	John Elway
	8	Gary Kubiak
RB	23	Sammy Winder
	33	Gene Lang
RB	30	Steve Sewell
	47	Gerald Willhite (Ret)
P	1	Chris Norman
PK	3	Rich Karlis

DEFENSE

LE	79	Barney Chavous
MG	68	Ruben Carter
RE	75	Rulon Jones
LO	50	Jim Ryan
LI	77	Karl Mecklenburg
	55	Rick Dennison
RI	58	Steve Busick
RO	57	Tom Jackson
	52	Ken Woodard
RC	20	Louis Wright
LC	31	Mike Harden
FS	43	Steve Foley
SS	49	Dennis Smith

1989

OFFENSE

WR	82	Vance Johnson (Ret)
	83	Michael Young
LT	80	Gerald Perry
LG	54	Keith Bishop
	67	Doug Widell
C	72	Keith Kartz
RG	66	Jim Juriga
RT	76	Ken Lanier
TE	89	Clarence Kay
	89	Orson Mobley
WR	80	Mark Jackson
	30	Steve Sewell
QB	7	John Elway
	8	Gary Kubiak
HB	26	Bobby Humphrey
	23	Sammy Winder
FB	40	Jeff Alexander
	32	Melvin Bratton
P	2	Mike Horan
PK	9	David Treadwell
Ret	35	Ken Bell

DEFENSE

LE	92	Alphonso Carreker
NT	71	Greg Kragen
RE	61	Andre Townsend
LO	73	Warren Powers
LI	77	Simon Fletcher
	77	Karl Mecklenburg
RI	55	Rick Dennison
RO	56	Michael Brooks
	34	Tyrone Braxton
RC	24	Wymon Henderson
WS	27	Steve Atwater
SS	49	Dennis Smith

1986

OFFENSE

WR	82	Vance Johnson
	80	Mark Jackson
LT	70	Dave Studdard
LG	54	Keith Bishop
C	64	Bill Bryan
RG	60	Paul Howard
RT	76	Ken Lanier
TE	88	Clarence Kay
WR	81	Steve Watson
QB	7	John Elway
	8	Gary Kubiak
RB	23	Sammy Winder
	30	Steve Sewell
RB	47	Gerald Willhite (Ret)
	33	Gene Lang
P	1	Chris Norman
PK	3	Rich Karlis
Ret	35	Ken Bell

DEFENSE

LE	61	Andre Townsend
MG	71	Greg Kragen
RE	75	Rulon Jones
LO	50	Jim Ryan
LI	77	Karl Mecklenburg
RI	98	Ricky Hunley
RO	57	Tom Jackson
RC	20	Louis Wright
LC	31	Mike Harden
FS	43	Steve Foley
SS	49	Dennis Smith

1990

OFFENSE

WR	82	Vance Johnson
	84	Ricky Nattiel
LT	80	Gerald Perry
LG	67	Doug Widell
C	72	Keith Kartz
RG	66	Jim Juriga
RT	76	Ken Lanier
TE	88	Clarence Kay
WR	80	Mark Jackson
	83	Michael Young
QB	7	John Elway
	8	Gary Kubiak
HB	26	Bobby Humphrey
	30	Steve Sewell
FB	23	Sammy Winder
	32	Melvin Bratton
P	2	Mike Horan
PK	9	David Treadwell
Ret	20	Kevin Clark

DEFENSE

LE	91	Warren Powers
NT	71	Greg Kragen
RE	90	Ron Holmes
LO	73	Simon Fletcher
LI	77	Karl Mecklenburg
RI	51	Marc Munford
	59	Tim Lucas
RO	56	Michael Brooks
	48	Randy Robbins
LC	22	Alton Montgomery (Ret)
RC	24	Wymon Henderson
FS	27	Steve Atwater
SS	49	Dennis Smith

1987

OFFENSE

WR	82	Vance Johnson
	80	Mark Jackson
LT	70	Dave Studdard
LG	54	Keith Bishop
C	64	Bill Bryan
RG	60	Paul Howard
RT	76	Ken Lanier
TE	88	Clarence Kay
WR	81	Steve Watson
QB	7	John Elway
	8	Gary Kubiak
RB	23	Sammy Winder
	30	Steve Sewell
RB	47	Gerald Willhite (Ret)
	33	Gene Lang
P	1	Chris Norman
PK	3	Rich Karlis
Ret	35	Ken Bell

DEFENSE

LE	61	Andre Townsend
MG	71	Greg Kragen
RE	75	Rulon Jones
LO	50	Jim Ryan
LI	77	Karl Mecklenburg
RI	98	Ricky Hunley
RO	57	Tom Jackson
RC	20	Louis Wright
LC	31	Mike Harden
WS	22	Tony Lilly
SS	49	Dennis Smith
	48	Randy Robbins

1991

OFFENSE

WR	83	Michael Young
	82	Vance Johnson (Ret)
LT	80	Gerald Perry
LG	69	Darrell Hamilton
LG	67	Doug Widell
C	72	Keith Kartz
RG	68	Crawford Ker
RT	76	Ken Lanier
TE	88	Clarence Kay
	81	Shannon Sharpe
WR	83	Mark Jackson
	85	Derek Russell
QB	7	John Elway
	8	Gary Kubiak
HB	28	Gaston Green
	33	Robert Perryman
FB	20	Greg Lewis
	30	Steve Sewell
P	2	Mike Horan
PK	9	David Treadwell
Ret	22	Alton Montgomery

DEFENSE

LE	91	Warren Powers
NT	71	Greg Kragen
RE	90	Ron Holmes
LO	73	Simon Fletcher
LI	77	Karl Mecklenburg
RI	51	Mike Croel
	59	Tim Lucas
RO	56	Michael Brooks
	48	Randy Robbins
LC	34	Tyrone Braxton
RC	24	Wymon Henderson
FS	27	Steve Atwater
SS	49	Dennis Smith

1992

OFFENSE

WR	82	Vance Johnson
	85	Arthur Marshall (Ret)
LT	68	Russell Freeman
LG	62	Jeff Davidson
C	72	Keith Kartz
RG	67	Doug Widell
RT	76	Ken Lanier
TE	84	Shannon Sharpe
	89	Reggie Johnson
WR	80	Mark Jackson
	85	Derek Russell
QB	7	John Elway
	8	Tommy Maddox
HB	28	Gaston Green
	20	Greg Lewis
FB	38	Reggie Rivers
P	2	Mike Horan
	4	Ruben Rodriguez
PK	9	David Treadwell
Ret	22	Alton Montgomery

DEFENSE

LE	70	Brian Sochia
	99	Shane Dronett
NT	71	Greg Kragen
RE	96	Kenny Walker
LO	51	Mike Croel
LI	77	Karl Mecklenburg
RI	56	Michael Brooks
RO	73	Simon Fletcher
LC	34	Tyrone Braxton
RC	24	Wymon Henderson
FS	27	Steve Atwater
SS	49	Dennis Smith

1996

OFFENSE

WR	83	Anthony Miller
LT	65	Gary Zimmerman
LG	69	Mark Schlereth
C	66	Tom Nalen
RG	75	Brian Habib
RT	76	Broderick Thompson
TE	84	Shannon Sharpe
WR	87	Ed McCaffrey
QB	7	John Elway
RB	30	Terrell Davis
FB	29	Aaron Craver
P	16	Tom Rouen
PK	1	Jason Elam
KRet	22	Vaughn Hetrton
PRet	80	Rod Smith

DEFENSE

LE	90	Dan Williams
LT	97	Mike Lodish
RT	95	Michael Dean Perry
RE	91	Alfred Williams
SLB	53	Bill Romanowski
MLB	57	Allen Aldridge
WLB	51	John Mobley
LCB	39	Ray Crockett
RCB	48	Lionel Washington
FS	27	Steve Atwater
SS	34	Tyrone Braxton



1993

OFFENSE

WR	82	Vance Johnson
	86	Arthur Marshall
LT	65	Gary Zimmerman
LG	79	Dave Widell
C	72	Keith Kartz
RG	75	Brian Habib
RT	68	Russell Freeman
TE	84	Shannon Sharpe
	89	Reggie Johnson
WR	85	Derek Russell (Ret)
QB	7	John Elway
	8	Tommy Maddox
RB	33	Rod Bernstine
	22	Glyn Milburn
P	16	Tom Rouen
PK	1	Jason Elam
Ret	22	Glyn Milburn

DEFENSE

LE	90	Dan Williams
NT	71	Greg Kragen
RE	99	Shane Dronett
LOLB	51	Mike Croel
LLB	77	Karl Mecklenburg
RI	57	Dave Wyman
ROLB	73	Simon Fletcher
LCB	34	Tyrone Braxton
RCB	29	Charles Dimry
FS	27	Steve Atwater
SS	49	Dennis Smith

1997

OFFENSE

WR	80	Rod Smith
LT	65	Gary Zimmerman
LG	69	Mark Schlereth
C	66	Tom Nalen
RG	75	Brian Habib
RT	77	Tony Jones
TE	84	Shannon Sharpe
WR	87	Ed McCaffrey
QB	7	John Elway
RB	30	Terrell Davis
FB	29	Howard Griffith
P	16	Tom Rouen
PK	1	Jason Elam
KRet	22	Vaughn Hetrton

DEFENSE

LE	90	Neil Smith
LT	94	Keith Traylor
RT	98	Maa Tanuvasa
	95	Michael Dean Perry
RE	91	Alfred Williams
SLB	53	Bill Romanowski
MLB	57	Allen Aldridge
WLB	51	John Mobley
LCB	39	Ray Crockett
RCB	23	Darrien Gordon (PRet)
FS	27	Steve Atwater
SS	34	Tyrone Braxton

1994

OFFENSE

WR	83	Anthony Miller
LT	65	Gary Zimmerman
LG	64	Jon Molander
C	79	Dave Widell
RG	75	Brian Habib
RT	76	Kirk Scarford
	68	Russell Freeman
TE	84	Shannon Sharpe
WR	85	Derek Russell
QB	7	John Elway
	8	Tommy Maddox
RB	42	Leonard Russell
	22	Glyn Milburn
P	16	Tom Rouen
PK	1	Jason Elam
Ret	22	Glyn Milburn

DEFENSE


LE	99	Shane Dronett
LT	98	Ted Washington
RT	96	Harald Hasselbach
	90	Dan Williams
RE	73	Simon Fletcher
LLB	51	Mike Croel
MLB	77	Karl Mecklenburg
RLB	58	Elijah Alexander
LCB	26	Ben Smith
RCB	39	Ray Crockett
FS	49	Dennis Smith

YEAR-BY-YEAR FINAL RECORDS

Year	W	L	T	Div. Finish	Coach	Postseason (record)
1960	4	9	1	Fourth	Frank Filchock	
1961	3	11	0	Third	Frank Filchock	
1962	7	7	0	Second	Jack Faulkner	
1963	2	11	1	Fourth	Jack Faulkner	
1964	2	11	1	Fourth	Jack Faulkner/Mac Speedie	
1965	4	10	0	Fourth	Mac Speedie	
1966	4	10	0	Fourth	Mac Speedie/Ray Malavasi	
1967	3	11	0	Fourth	Lou Saban	
1968	5	9	0	Fourth	Lou Saban	
1969	5	8	1	Fourth	Lou Saban	
1970	5	8	1	Fourth	Lou Saban	
1971	4	9	1	Fourth	Lou Saban/Jerry Smith	
1972	5	9	0	Third	John Ralston	
1973	7	5	2	Second	John Ralston	
1974	7	6	1	Second	John Ralston	
1975	6	8	0	Second	John Ralston	
1976	9	5	0	Second	John Ralston	
1977	12	2	0	First	Red Miller	Super Bowl (2-1)
1978	10	6	0	First	Red Miller	Playoffs (0-1)
1979	10	6	0	Second	Red Miller	Playoffs (0-1)
1980	8	8	0	Fourth	Red Miller	
1981	10	6	0	First (tie)	Dan Reeves	
1982	2	7	0	Fifth	Dan Reeves	
1983	9	7	0	Third	Dan Reeves	Playoffs (0-1)
1984	13	3	0	First	Dan Reeves	Playoffs (0-1)
1985	11	5	0	Second	Dan Reeves	
1986	11	5	0	First	Dan Reeves	Super Bowl (2-1)
1987	10	4	1	First	Dan Reeves	Super Bowl (2-1)
1988	8	8	0	Second	Dan Reeves	
1989	11	5	0	First	Dan Reeves	Super Bowl (2-1)
1990	5	11	0	Fifth	Dan Reeves	
1991	12	4	0	First	Dan Reeves	AFC Championship (1-1)
1992	8	8	0	Third	Dan Reeves	
1993	9	7	0	Third	Wade Phillips	Playoffs (0-1)
1994	7	9	0	Fourth	Wade Phillips	
1995	8	8	0	Fourth	Mike Shanahan	
1996	13	3	0	First	Mike Shanahan	Playoffs (0-1)
1997	12	4	0	Second	Mike Shanahan	Super Bowl Champion (4-0)
1998	14	2	0	First	Mike Shanahan	Super Bowl Champion (3-0)
Total	295	275	10	(.526)		(Total Playoff Record: 16-11)

- 13 Playoff appearances
- 7 AFC Championship Games
- 6 Super Bowls
- 2 World Championships

ALL-TIME POSTSEASON GAME SUMMARIES



Rod Smith

SUPER BOWL XXXIII

DENVER 34, ATLANTA 19

Jan. 31, 1999 • Pro Player Stadium • Miami, Fla.

Weather: Mostly Cloudy, 73°, Wind E 10 mph • Attendance: 74,803 • Time: 3:18

The Denver Broncos clinched their second straight World Championship with a 34-19 victory over the Atlanta Falcons in Super Bowl XXXIII before 74,803 at Miami's Pro Player Stadium, and millions more watching around the world. With the win, Denver joined just five other franchises who have won back-to-back Super Bowl titles, and posted just the seventh repeat championship in Super Bowl history. The win also gave Denver 33 wins in the past two seasons, and 46 wins in the past three, both NFL records.

Quarterback John Elway claimed the game's Most Valuable Player award by completing 18 of 29 passes for 336 yards (3rd-most in Super Bowl history), including an 80-yard touchdown toss to Rod Smith in the second quarter that tied for the second-longest TD pass in Super Bowl history. He also ran for a 3-yard score in the fourth quarter, making him the oldest player (38) to score a touchdown in the Super Bowl, eclipsing the record he set a year earlier by scoring in Super Bowl XXXII.

Elway's accurate passing and Terrell Davis' effective running (25 carries, 102 yards) kept the Falcons off balance all day. The Broncos' defense chipped in, as well, with two sacks and four forced turnovers, including two interceptions by Darrien Gordon, who set Super Bowl records for most interception-return yards in a game (108).

Atlanta took the opening kickoff and capped its drive with a 32-yard Morten Andersen field goal, before Denver answered with the game's next 17 points. The first score came on a 1-yard run by fullback Howard Griffith that capped a 10-play, 80-yard opening drive by the Broncos, and the lead was increased to 10-3 on a 26-yard Jason Elam field goal that capped Denver's third possession. After Andersen missed a 26-yard field goal attempt the Broncos answered with the Elway-to-Smith 80-yard score on the next play to push the lead to 17-3. The Falcons narrowed the margin to 17-6 at halftime with a 28-yard Andersen field goal.

After a scoreless third quarter, Denver took advantage of Gordon's first interception by capping a short 24-yard drive with another Griffith 1-yard touchdown run early in the fourth quarter. Gordon's second pickoff set up Elway's 3-yard touchdown run that put Denver ahead 31-6 with 11:20 remaining. Two late touchdowns by Atlanta sandwiched around a 37-yard Elam field goal to produce the final margin.

Davis set an NFL record with his seventh straight 100-yard game in the postseason, defensive tackle Mike Lodish set a record by playing in his sixth Super Bowl, and Bill Romanowski became just the second player to win back-to-back titles with two different teams.

OFFICIALS

Referee — Bernie Kukar (86); Umpire — Jim Daopoulos (75); Head Linesman — Sanford Rivers (21); Line Judge — Ron Baynes (56); Field Judge — Tim Mills (80); Side Judge — Gary Lane (120); Back Judge — Don Hakes (96)

STARTING LINEUPS

Denver Broncos					Atlanta Falcons				
Offense			Defense		Offense			Defense	
WR 80	R. Smith	LT 96	H. Hasselbach	WR 80	T. Martin	LE 92	L. Archambeau	LT 96	T. Hall
LT 77	T. Jones	LE 84	K. Traylor	LT 70	B. Whitfield	LT 98	B. Whitfield	LT 98	B. Whitfield
LG 69	M. Schieroth	RT 93	T. Pryce	LG 68	C. Collins	RT 75	S. Donnell	RT 75	S. Donnell
C 66	T. Nalen	RE 98	M. Tanuvasa	C 61	R. Toback	RE 90	C. Smith	RE 90	C. Smith
RG 62	D. Neil	WLB 51	J. Mobley	RG 69	G. Williams	WLB 97	C. Bennett	WLB 97	C. Bennett
RT 74	H. Swayne	MLB 59	G. Cadrez	RT 74	E. Salaam	MLB 59	J. Tuggle	RT 74	E. Salaam
TE 84	S. Sharpe	SLB 53	B. Romanowski	TE 88	O.J. Santiago	SLB 94	H. Crockett	TE 88	O.J. Santiago
WR 87	E. McCaffrey	LCB 39	R. Crockett	WR 81	T. Mathis	LCB 34	R. Buchanan	WR 81	T. Mathis
QB 7	J. Elway	RCB 21	D. Gordon	QB 12	C. Chandler	RCB 20	M. Booker	QB 12	C. Chandler
HB 30	T. Davis	SS 34	T. Braxton	HB 32	J. Anderson	SS 35	W. White	HB 32	J. Anderson
FB 29	H. Griffith	FS 27	S. Atwater	FB 85	B. Kozlowski	FS 41	E. Robinson	FB 85	B. Kozlowski

DENVER SUBSTITUTIONS: K 1 J. Elam, QB 6 B. Brister, P 16 T. Rouen, CB 20 T. James, RB 22 V. Hebron, CB 25 D. Johnson, CB 28 T. Paul, RB 31 D. Loville, RB 37 A. Lynn, FB 42 D. Smith, S 48 G. Coghill, LB 56 K. Burns, G 63 D. Diaz-Infante, T 78 M. Lepsis, WR 82 M. Nash, WR 85 W. Green, TE 86 B. Chamberlain, TE 89 D. Carswell, DE 90 N. Smith, DE 91 A. Williams, DE 95 M. Washington, DT 97 M. Lodish, LB 99 S. Joyner.

INACTIVE: QB 14 B. Griese, S 26 E. Brown, LB 54 N. Wayne, C 60 K.C. Jones, T 70 T. Teague, DE 73 C. Brown, G 79 C. Banks, WR 83 J. Armour.

FIELD GOALS (made () & missed)					M. Andersen				
J. Elam	(26)	38WR	48WL	(37)	(32)	26WR	(28)		
					1	2	4	OT	TOTAL
VISITOR	Denver Broncos				7	10	0	17	34
HOME	Atlanta Falcons				3	3	0	13	19

Team	Qtr	Clock	SCORING PLAY	SCORE
				Visitor Home
FALCONS	1	9:35	M. Andersen 32 yd. Field Goal (10-48, 5:25)	0 3
BRONCOS	1	3:55	H. Griffith 1 yd. run (J. Elam, kick) (10-80, 5:40)	7 3
BRONCOS	2	9:17	J. Elam 26 yd. Field Goal (11-63, 4:58)	10 3
BRONCOS	2	4:54	R. Smith 80 yd. pass from J. Elway (J. Elam, kick) (1-80, 0:13)	17 3
FALCONS	2	2:25	M. Andersen 28 yd. Field Goal (7-38, 2:29)	17 6
BRONCOS	4	14:58	H. Griffith 1 yd. run (J. Elam, kick) (5-24, 1:50)	24 6
BRONCOS	4	11:20	J. Elway 3 yd. run (J. Elam, kick) (3-48, 1:17)	31 6
FALCONS	4	11:01	T. Dwight 94 yd. kickoff return (M. Andersen, kick)	31 13
BRONCOS	4	7:08	J. Elam 37 yd. Field Goal (7-36, 3:53)	34 13
FALCONS	4	2:04	T. Mathis 3 yd. pass from C. Chandler (2-pt. Attempt Failed) (16-76, 5:04)	34 19

FINAL BRONCOS DEFENSIVE STATISTICS

(Based on unofficial press box statistics)

Player	UT	A	TT	PD	FF	FR	S-yds	I-yds	Player	UT	A	TT	PD	FF	FR	S-yds	I-yds
G. Cadrez	4	4	8	0	0	0	0-0	0-0	H. Hasselbach	1	1	2	0	0	0	0-0	0-0
S. Atwater	4	3	7	1	0	0	0-0	0-0	G. Coghill	1	0	1	0	1	0	0-0	0-0
R. Crockett	5	0	5	0	0	0	0-0	0-0	D. Johnson	1	0	1	0	0	0	0-0	0-0
B. Romanowski	4	1	5	1	0	0	1-7	0-0	M. Washington	1	0	1	0	0	0	0-0	0-0
D. Gordon	2	1	3	3	0	0	0-0	2-108	T. Pryce	0	1	1	0	0	0	0-0	0-0
M. Tanuvasa	2	1	3	0	0	0	0-0	0-0	N. Smith	0	1	1	0	0	0	0-0	0-0
J. Mobley	1	2	3	0	0	0	1-6	0-0	T. James	0	0	0	1	0	0	0-0	0-0
K. Traylor	1	2	3	1	0	0	0-0	0-0	M. Lodish	0	0	0	0	0	0	0-0	0-0
A. Williams	2	0	2	2	0	0	0-0	0-0	Team Totals	30	18	48	11	1	1	2-13	3-136
T. Braxton	1	1	2	1	0	1	0-0	0-0									

FINAL INDIVIDUAL STATISTICS

Denver Broncos										Atlanta Falcons									
RUSHING	ATT	YDS	AVG	LG	TD					RUSHING	ATT	YDS	AVG	LG	TD				
T. Davis	25	102	4.1	15	0					J. Anderson	18	96	5.3	15	0				
H. Griffith	4	9	2.3	4	2					C. Chandler	4	30	7.5	12	0				
D. Loville	2	8	4.0	6	0					T. Dwight	1	5	5.0	5	0				
J. Elway	3	2	0.7	3t	1														
R. Smith	1	1	1.0	1	0														
B. Brister	1	-1	-1.0	-1	0														
Total	36	121	3.4	15	3					Total	23	131	5.7	15	0				
TKD/										TKD/									
PASSING	ATT	CMP	YDS	YD	TD	LG	IN			PASSING	ATT	CMP	YDS	YD	TD	LG	IN		
J. Elway	29	18	336	0/0	1	80t	1			C. Chandler	35	19	219	2/13	1	30	3		
Total	29	18	336	0/0	1	80t	1			Total	35	19	219	2/13	1	30	3		
NO										NO									
PASS RECEIVING	NO	YDS	LG	TD						PASS RECEIVING	NO	YDS	LG	TD					
R. Smith	5	152	80t	1						T. Mathis	7	85	30	1					
E. McCaffrey	5	72	25	0						T. Martin	5	79	23	0					
B. Chamberlain	3	29	13	0						J. Anderson	3	16	9	0					
T. Davis	2	50	39	0						R. Harris	2	21	13	0					
S. Sharpe	2	26	14	0						O.J. Santiago	1	13	13	0					
H. Griffith	1	7	7	0						B. Kozlowski	1	5	5	0					
Total	18	336	80t	1						Total	19	219	30	1					
NO										NO									
INTERCEPTIONS	NO	YDS	LG	TD						INTERCEPTIONS	NO	YDS	LG	TD					
D. Gordon	2	108	58	0						R. Bradford	1	1	1	0					
D. Johnson	1	28	28	0															
Total	3	136	58	0						Total	1	1	1	0					
NO										NO									
PUNTING	NO	YDS	AVG	TB	IN20	LG				PUNTING	NO	YDS	AVG	TB	IN20	LG			
T. Rouen	1	35	35.0	0	1	35				D. Stryzinski	1	39	39.0	0	0	39			
Total	1	35	35.0	0	1	35				Total	1	39	39.0	0	0	39			
NO										NO									
PUNT RETURNS (DOWNED)	NO	FC	YDS	LG	TD					PUNT RETURNS	NO	FC	YDS	LG	TD				
T. Dwight	1	0	0	0	0					T. Dwight	0	1	0	0	0				
Returns	0	0	0	0	0					Returns	0	0	0	0	0				
NO										NO									
KICKOFF RETURNS	NO	FC	YDS	LG	TD					KICKOFF RETURNS	NO	FC	YDS	LG	TD				
V. Hebron	2	0	42	26	0					T. Dwight	5	0	210	94t	1				
B. Chamberlain	1	0	2	2	0					B. Kozlowski	2	0	17	16	0				
Returns	3	44	26	0					Returns	7	227	94	1						
Denver Broncos										Atlanta Falcons									
FUMBLES	Fum	Own	Rec.	Yds	TD	FF	Rec.	Yds	TD	Own	Rec.	Yds	TD	FF	Rec.	Yds	TD	Own	Rec.
G. Coghill	0	0	0	0	0	1	0	0	0	0	0	0	0	0	0	0	0	0	0
T. Braxton	0	0	0	0	0	1	4	0	0										
Total	0	0	0	0	0	1	1	4	0										

1998 AFC CHAMPIONSHIP GAME

DENVER 23, NEW YORK JETS 10

Jan. 17, 1999 • Mile High Stadium • Denver

Weather: Sunny, 41°, Wind NW 24 mph (wind chill 18°) • Attendance: 75,482 • Time: 3:16

The Broncos clinched their AFC-record sixth berth in a Super Bowl by defeating the New York Jets 23-10 in the AFC Championship Game before a crowd of 75,482 at Mile High Stadium and a CBS national TV audience. The win was Denver's 19th straight at home including postseason.

After not scoring in the first half, the Broncos scored 20 third-quarter points and reached the Super Bowl for the second consecutive season — matching the back to AFC Championships of the 1986 and '87 Broncos.

The Jets had taken a 10-0 lead on a John Hall 32-yard field goal and a 1-yard Curtis Martin touchdown run that was set up by a blocked punt at the Broncos' 1-yard line. That touchdown proved to be just the wake-up call that Denver needed to ignite its offense, as well as the unusually quiet Mile High crowd. On 1st-and-10 from the 36-yard line, John Elway connected with Ed McCaffrey on a 47-yard pass play, and two plays later found fullback Howard Griffith with an 11-yard touchdown pass to get Denver on the board and narrow the Jets' lead to 10-7.

Then, a wind-stifled kickoff was recovered by Keith Burns and turned into a 44-yard Jason Elam field. Another Elam kick of 48 yards gave Denver the lead, and then a 31-yard touchdown run by Terrell Davis gave the Broncos a 10-point cushion they never relinquished.

The Broncos defense — which deserved credit for keeping the Broncos in the game in the first half while the offense sputtered — forced six turnovers (including two interceptions by Darrien Gordon) on the day and held the Jets to 14 yards rushing on 13 carries. The four opponent fumbles recovered by Denver set a franchise postseason record.

Davis set numerous records during the contest, including passing his own NFL-record total of 2,331 yards rushing in an entire season (regular and postseason combined) set in 1997, and rushing for 100 yards for the sixth straight postseason game, tying John Riggins for the most all-time. He also passed Larry Csonka and Riggins for seventh and sixth place in career postseason rushing yards. Tight end Shannon Sharpe tied Vance Johnson (40) for the most receptions in postseason by a Bronco. Elam's three field goals tied a Denver single-game postseason record. The Broncos maintained a perfect record (10-0) in the postseason when outrushing the opponent and a perfect mark (12-0) when leading after three quarters.

OFFICIALS

Referee — Ed Hochuli (85); Umpire — Chad Brown (31); Head Linesman — George Hayward (54); Line Judge — Tom Barnes (55); Field Judge — Tom Sifferman (118); Side Judge — Doug Toole (4); Back Judge — Richard Reels (83)

STARTING LINEUPS

New York Jets

Offense	Defense
WR 19 K. Johnson	LE 86 R. Lyle
LT 76 J. Elliott	LT 72 J. Ferguson
LG 62 T. Burger	RE 98 A. Pleasant
C 68 K. Mawae	OLB 53 C. Cascadden
RG 70 M. O'Dwyer	LLB 57 M. Lewis
RT 69 J. Fabiani	MLB 52 P. Johnson
TE 88 K. Brady	RLB 51 B. Cox
WR 80 W. Chrebet	LCB 24 B. Mickens
QB 16 V. Testaverde	RCB 45 O. Smith
RB 28 C. Martin	SS 21 V. Green
FB 41 K. Byars	FS 44 C. Brown

Denver Broncos

Offense	Defense
WR 80 F. Smith	LE 96 H. Hasselbach
LT 77 T. Jones	LT 94 K. Traylor
LG 69 M. Schlereth	RE 93 T. Pryce
C 66 T. Nalen	RE 98 M. Tanuvasa
RG 62 D. Neil	WLB 51 J. Mobley
RT 74 H. Swayne	MLB 59 G. Cadrez
TE 84 S. Sharpe	SLB 53 B. Romanowski
WR 87 E. McCaffrey	LCB 39 S. Crockett
QB 7 J. Elway	RCB 21 D. Gordon
HB 30 T. Davis	CB 25 D. Johnson
TE 89 D. Carswell	FS 27 S. Atwater

DENVER SUBSTITUTIONS: K 1 J. Elam, P 16 T. Rouen, CB 20 T. James, RB 22 V. Hebron, CB 28 T. Paul, RB 31 D. Loville, S 34 T. Braxton, RB 37 A. Lynn, FB 42 D. Smith, S 48 G. Coghill, LB 56 K. Burns, G 63 D. Diaz-Infante, T 78 M. Lepsis, WR 82 M. Nash, WR 85 W. Green, TE 86 B. Chamberlain, TE 89 D. Carswell, DE 90 N. Smith, DE 91 A. Williams, DE 95 M. Washington, DT 97 M. Lodish, LB 99 S. Joyner. **DID NOT PLAY:** QB 6 B. Brister, **INACTIVE:** QB 14 B. Griese, S 26 E. Brown, LB 54 N. Wayne, C 60 K.C. Jones, T 70 T. Teague, DE 73 C. Brown, G 79 C. Banks, WR 83 J. Armour.

FIELD GOALS (made () & missed)

J. Hall	42WR (32)	J. Elam	(44)	(48)	(35)	OT	TOTAL
VISITOR	New York Jets	1	2	3	4	0	10
HOME	Denver Broncos	0	3	7	0	—	23

SCORING PLAY

Team	Qtr	Clock	Time	SCORING PLAY	Score
JETS	2	0:00		J. Hall 32 yd. Field Goal (6-46, 0:38)	3 0
JETS	3	11:56		C. Martin 1 yd. run (J. Hall, kick) (1-1, 0:04)	10 7
BRONCOS	3	10:18		H. Griffith 11 yd. pass from J. Elway (J. Elam, kick) (3-64, 1:38)	10 10
BRONCOS	3	8:23		J. Elam 44 yd. Field Goal (4-5, 1:46)	10 10
BRONCOS	3	2:58		J. Elam 48 yd. Field Goal (8-27, 3:14)	10 13
BRONCOS	3	0:18		T. Davis 31 yd. run (J. Elam, kick) (3-38, 1:24)	10 20
BRONCOS	4	3:40		J. Elam 35 yd. Field Goal (4-1, 1:00)	10 23

FINAL BRONCOS DEFENSIVE STATISTICS

(Based on unofficial press box statistics)

Player	UT	A	TT	PD	FF	FR	S-yds	I-yds	Player	UT	A	TT	PD	FF	FR	S-yds	I-yds
B. Romanowski	8	3	11	0	1	1	0-0	0-0	T. Braxton	1	0	1	0	0	1	0-0	0-0
J. Mobley	7	2	9	1	0	1	0-0	0-0	T. Pryce	1	0	1	0	0	0	0-0	0-0
R. Crockett	4	2	6	1	0	0	0-0	0-0	M. Tanuvasa	0	1	1	0	0	0	0-0	0-0
S. Atwater	3	2	5	1	1	0	0-0	0-0	K. Traylor	0	1	1	0	0	0	0-0	0-0
A. Williams	3	1	4	0	1	0	0-0	0-0	K. Burns	0	0	0	1	0	0	0-0	0-0
G. Cadrez	2	2	4	0	0	0	0-0	0-0	T. James	0	0	0	1	0	0	0-0	0-0
D. Johnson	2	2	4	1	0	0	0-0	0-0	S. Joyner	0	0	0	0	0	0	0-0	0-0
M. Washington	2	0	2	0	0	0	0-0	0-0	M. Lodish	0	0	0	0	0	0	0-0	0-0
D. Gordon	1	1	2	3	0	0	0-0	2-48	N. Smith	0	0	0	1	0	0	0-0	0-0
H. Hasselbach	0	2	2	0	0	0	0-0	0-0	Team Totals	34	19	53	9	3	3	0-0	2-48

FINAL INDIVIDUAL STATISTICS

New York Jets										Denver Broncos																																					
RUSHING	ATT	YDS	AVG	LG	TD	PASSING	ATT	YDS	AVG	LG	TD	RUSHING	ATT	YDS	AVG	LG	TD	PASSING	ATT	YDS	AVG	LG	TD																								
C. Martin	13	14	1.1	4	1	V. Testaverde	34	13	173	3/20	1	J. Elway	32	167	5.2	311	1	J. Elway	3	13	4.3	9	0																								
												D. Loville	2	7	3.5	4	0	T. Rouen	1	-9	-9.0	-9	0																								
Total	13	14	1.1	4	1	Total	38	178	4.7	311	1	Total	38	178	4.7	311	1	Total	38	178	4.7	311	1																								
PASS RECEIVING	ATT	CMP	YDS	TD	LG	IN	TD	LG	IN	PASS RECEIVING	ATT	CMP	YDS	TD	LG	IN	TD	PASS RECEIVING	ATT	CMP	YDS	TD	LG	IN																							
W. Chrebet	8	121	28	0	E. McCaffrey	3	66	47	0	E. McCaffrey	3	66	47	0	R. Smith	3	37	15	0	R. Smith	3	37	15	0																							
K. Johnson	7	73	25	0	B. Chamberlain	2	26	16	0	B. Chamberlain	2	26	16	0	S. Sharpe	2	14	8	0	S. Sharpe	2	14	8	0																							
D. Ward	5	61	26	0	T. Davis	1	12	12	0	T. Davis	1	12	12	0	H. Griffith	1	11	11	1	H. Griffith	1	11	11	1																							
C. Martin	4	39	27	0	D. Carswell	1	7	7	0	D. Carswell	1	7	7	0	Total	13	173	47	1	Total	13	173	47	1																							
K. Byars	3	33	19	0	Total	31	356	28	0	Total	31	356	28	0	INTERCEPTIONS	NO	YDS	LG	TD	INTERCEPTIONS	NO	YDS	LG	TD																							
K. Brady	2	11	8	0	INTERCEPTIONS	NO	YDS	LG	TD	INTERCEPTIONS	NO	YDS	LG	TD	INTERCEPTIONS	NO	YDS	LG	TD	INTERCEPTIONS	NO	YDS	LG	TD																							
A. Van Dyke	1	16	16	0	Total	0	0	0	0	D. Gordon	2	48	30	0	Total	2	48	48	0	D. Gordon	2	48	30	0																							
D. Meggett	1	2	2	0	INTERCEPTIONS	NO	YDS	LG	TD	Total	2	48	48	0	Total	2	48	48	0	Total	2	48	48	0																							
Total	31	356	28	0	INTERCEPTIONS	NO	YDS	LG	TD	PUNTING	NO	YDS	AVG	TB	LG	PUNTING	NO	YDS	AVG	TB	LG	PUNTING	NO	YDS	AVG	TB	LG																				
INTERCEPTIONS	NO	YDS	LG	TD	INTERCEPTIONS	NO	YDS	LG	TD	J. Kidd	7	317	45.3	0	3	59	T. Rouen	7	317	45.3	0	3	59	T. Rouen	7	317	45.3	0	3	59																	
Total	0	0	0	0	Total	0	0	0	0	(BLOCKED)	1	0	0.0	0	0	0	(BLOCKED)	1	0	0.0	0	0	0	(BLOCKED)	1	0	0.0	0	0	0																	
PUNTING	NO	YDS	AVG	TB	LG	PUNTING	NO	YDS	AVG	TB	LG	Total	8	317	39.6	0	3	59	Total	8	317	39.6	0	3	59	Total	8	317	39.6	0	3	59															
J. Kidd	7	335	47.9	0	3	53	Total	7	335	47.9	0	3	53	PUNT RETURNS	NO	FC	YDS	LG	TD	PUNT RETURNS	NO	FC	YDS	LG	TD	PUNT RETURNS	NO	FC	YDS	LG	TD																
Total	7	335	47.9	0	3	53	Total	7	335	47.9	0	3	53	(DOWNED)	5	0	79	36	0	(DOWNED)	5	0	79	36	0	(DOWNED)	5	0	79	36	0																
PUNT RETURNS	NO	FC	YDS	LG	TD	PUNT RETURNS	NO	FC	YDS	LG	TD	PUNT RETURNS	NO	FC	YDS	LG	TD	PUNT RETURNS	NO	FC	YDS	LG	TD	PUNT RETURNS	NO	FC	YDS	LG	TD																		
D. Meggett	3	0	43	33	0	D. Meggett	3	0	43	33	0	D. Meggett	3	0	43	33	0	D. Meggett	3	0	43	33	0	D. Meggett	3	0	43	33	0	D. Meggett	3	0	43	33	0												
(DOWNED)	3	0	0	0	0	(DOWNED)	3	0	0	0	0	(DOWNED)	3	0	0	0	0	(DOWNED)	3	0	0	0	0	(DOWNED)	3	0	0	0	0	(DOWNED)	3	0	0	0	0												
(OUT OF BOUNDS)	1	0	0	0	0	(OUT OF BOUNDS)	1	0	0	0	0	(OUT OF BOUNDS)	1	0	0	0	0	(OUT OF BOUNDS)	1	0	0	0	0	(OUT OF BOUNDS)	1	0	0	0	0	(OUT OF BOUNDS)	1	0	0	0	0												
Returns	3	43	33	0	Returns	3	43	33	0	Returns	3	43	33	0	Returns	3	43	33	0	Returns	3	43	33	0	Returns	3	43	33	0	Returns	3	43	33	0	Returns	3	43	33	0								
KICKOFF RETURNS	NO	FC	YDS	LG	TD	KICKOFF RETURNS	NO	FC	YDS	LG	TD	KICKOFF RETURNS	NO	FC	YDS	LG	TD	KICKOFF RETURNS	NO	FC	YDS	LG	TD	KICKOFF RETURNS	NO	FC	YDS	LG	TD	KICKOFF RETURNS	NO	FC	YDS	LG	TD												
D. Meggett	3	0	32	16	0	D. Meggett	3	0	32	16	0	D. Meggett	3	0	32	16	0	D. Meggett	3	0	32	16	0	D. Meggett	3	0	32	16	0	D. Meggett	3	0	32	16	0	D. Meggett	3	0	32	16	0						
B. Hamilton	1	0	14	0	0	B. Hamilton	1	0	14	0	0	B. Hamilton	1	0	14	0	0	B. Hamilton	1	0	14	0	0	B. Hamilton	1	0	14	0	0	B. Hamilton	1	0	14	0	0	B. Hamilton	1	0	14	0	0						
J. Farnior	1	0	0	0	0	J. Farnior	1	0	0	0	0	J. Farnior	1	0	0	0	0	J. Farnior	1	0	0	0	0	J. Farnior	1	0	0	0	0	J. Farnior	1	0	0	0	0	J. Farnior	1	0	0	0	0						
(TOUCHBACK)	1	0	0	0	0	(TOUCHBACK)	1	0	0	0	0	(TOUCHBACK)	1	0	0	0	0	(TOUCHBACK)	1	0	0	0	0	(TOUCHBACK)	1	0	0	0	0	(TOUCHBACK)	1	0	0	0	0	(TOUCHBACK)	1	0	0	0	0						
Returns	5	46	16	0	Returns	5	46	16	0	Returns	5	46	16	0	Returns	5	46	16	0	Returns	5	46	16	0	Returns	5	46	16	0	Returns	5	46	16	0	Returns	5	46	16	0	Returns	5	46	16	0			
New York Jets	Fum	Own	Yds	TD	FF	Opp. Rec.	Yds	TD	Out	Denver Broncos	Fum	Own	Yds	TD	FF	Opp. Rec.	Yds	TD	Out	Denver Broncos	Fum	Own	Yds	TD	FF	Opp. Rec.	Yds	TD	Out	Denver Broncos	Fum	Own	Yds	TD	FF	Opp. Rec.	Yds	TD	Out								
FUMBLES	1	0	0	0	0	0	0	0	0	FUMBLES	1	0	0	0	0	0	0	0	0	FUMBLES	1	0	0	0	0	0	0	0	0	FUMBLES	1	0	0	0	0	0	0	0	FUMBLES	1	0	0	0	0	0	0	0
C. Martin	1	0	0	0	0	0	0	0	0	T. Braxton	0	0	0	0	0	0	0	0	0	T. Braxton	0	0	0	0	0	0	0	0	0	T. Braxton	0	0	0	0	0	0	0	0	T. Braxton	0	0	0	0	0	0	0	0
K. Johnson	1	0	0	0	0	0	0	0	0	J. Elway	1	0	-6	0	0	0	0	0	0	J. Elway	1	0	-6	0	0	0	0	0	0	J. Elway	1	0	-6	0	0	0	0	0	J. Elway	1	0	-6	0	0	0	0	0
K. Byars	1	0	0	0	0	0	0	0	0	T. Davis	0	1	0	0	0	0	0	0	0	T. Davis	0	1	0	0	0	0	0	0	0	T. Davis	0	1	0	0	0	0	0	0	T. Davis	0	1	0	0	0	0	0	0
J. Farnior	1	0	0	0	0	0	0	0	0	T. Rouen	1	1	0	0	0	0	0	0	0	T. Rouen	1	1	0	0	0	0	0	0	0	T. Rouen	1	1	0	0	0	0	0	0	T. Rouen	1	1	0	0	0	0	0	0
A. Van Dyke	1	0	0	0	0	0	0	0	0	B. Romanowski	0	0	0	0	1	-2	0	0	0	B. Romanowski	0	0	0	0	1	-2	0	0	0	B. Romanowski	0	0	0	0	1	-2	0	0	B. Romanowski	0	0	0	0	1	-2	0	0
Total	4	0	0	0	0	0	0	0	0	J. Mobley	0	0	0	0	0	1	0	0	0	J. Mobley	0	0	0	0	0	1	0	0	0	J. Mobley	0	0	0	0	0	1	0	0	J. Mobley	0	0	0	0	0	1	0	0
Total	4	0	0	0	0	0	0	0	0	K. Burns	0	0	0	0	0	1	0	0	0	K. Burns	0	0	0	0	0	1	0	0	0	K. Burns	0	0	0	0	0	1	0	0	K. Burns	0	0	0	0	0	1	0	0
Total	4	0	0	0	0	0	0	0	0	S. Atwater	0	0	0	0	1	0	0	0	0	S. Atwater	0	0	0	0	1	0	0	0	0	S. Atwater	0	0	0	0	1	0	0	0	S. Atwater	0	0	0	0	1	0	0	0
Total	4	0	0	0	0	0	0	0	0	A. Williams	0	0	0	0	1	0	0	0	0	A. Williams	0	0	0	0	1	0	0	0	0	A. Williams	0	0	0	0	1	0	0	0	A. Williams	0	0	0	0	1	0	0	0
Total	4	0	0	0	0	0	0	0	0	Total	2	2	-6	0	3	4	-2	0	0	Total	2	2	-6	0	3	4	-2	0	Total	2	2	-6	0	3	4	-2	0	Total	2	2	-6	0	3	4	-2	0	

FINAL TEAM STATISTICS

	VISITOR JETS	HOME BRONCOS
TOTAL FIRST DOWNS		
By Rushing	18	14
By Passing	1	8
By Penalty	17	6
	0	0
THIRD DOWN EFFICIENCY	3-12-25%	4-19-21%
FOURTH DOWN EFFICIENCY	1-1-100%	1-4-25%
TOTAL NET YARDS	370	331
Total Offensive Plays (inc. times thrown passing)	65	75
Average gain per offensive play	5.7	4.4
NET YARDS RUSHING	14	178
Total Rushing Plays	13	38
Average gain per rushing play	1.1	4.7
NET YARDS PASSING	356	153
Times thrown - yards lost attempting to pass	0-0	3-20
Gross yards passing	356	173
PASS ATTEMPTS-COMPLETIONS-HAD INTERCEPTED	52-31-2	34-13-0
Average gain per pass play (inc. # thrown passing)	6.8	4.1
KICKOFFS Number-In End Zone-Touchbacks	2-1-1	6-1-1
PUNTS Number and Average	7-47.9	8-39.6
Had Blocked	0	1
FGs - PATs Had Blocked	0-0	0-0
TOTAL RETURN YARDAGE (Not Including Kickoffs)	43	127
No. and Yards Punt Returns	3-43	5-79
No. and Yards Kickoff Returns	5-46	1-28
No. and Yards Interception Returns	0-0	2-48
PENALTIES Number and Yards	6-49	6-47
FUMBLES Number and Lost	4-4	2-0
TOUCHDOWNS		
Rushing	1	2
Passing	1	1
	0	1
EXTRA POINTS Made-Attempts		
Kicking Made-Attempts	1-1	2-2
	1-1	2-2
FIELD GOALS Made-Attempts		
SAFETIES	1-2	3-3
FINAL SCORE	0	0
	10	23
TIME OF POSSESSION	27:00	33:00

1998 AFC DIVISIONAL PLAYOFF GAME

DENVER 38, MIAMI 3

Jan. 9, 1999 • Mile High Stadium • Denver

Weather: Sunny, 49°, Wind W 13 mph • Attendance: 75,729 • Time: 2:48

The Denver Broncos won their fifth straight postseason contest and advanced to the AFC Championship Game for the second year in a row with a record-setting 38-3 win over Miami in an AFC Divisional Playoff Game played before 75,729 raucous fans at Mile High Stadium.

The 35-point differential represented Denver's largest margin of victory in a postseason game, and was punctuated by a defensive effort that limited Miami to just 14 yards on 13 carries for an average of 1.1 yards per rush — all of which set new franchise records. The three points allowed were also the fewest allowed by Denver in a postseason game.

The Broncos offense was just as sharp, putting points on the board in all four quarters, including 14 in both the first and fourth quarters. The Broncos' two first quarter TD both came courtesy of T.D. himself — Terrell Davis — who scored on runs on 1 and 20 yards, the latter of which would qualify for any highlight film as Davis juked two Dolphins defenders with separate moves as he dashed to the end zone. Davis was, unequivocally, the offensive star, posting a franchise-record 199 yards on 21 carries, which also represented the fourth-highest single-game total in NFL postseason history. Davis, who moved into eighth place all-time in NFL postseason rushing in just his sixth game, had rushed for 129 yards by halftime to notch his first 100-yd. half in the postseason, to go along with 10 in the regular season.

Miami closed the gap to 14-3 in the second quarter, scoring it's only points of the game on a 22-yd. Olindo Mare field goal, but Denver answered with an 11-play, 87-yard drive capped by Derek Loville's 11-yard TD run to increase the lead to 21-3 at halftime. The Broncos pushed the margin to 24-3 early in the third quarter when Jason Elam converted a 32-yd. field goal, and put the game far out of reach early in the fourth quarter when John Elway hooked up with Rod Smith for a 28-yd. touchdown play that was his 25th career postseason TD, tying him for fourth-place all-time.

The icing on the cake was provided when Neil Smith picked up a fumble forced by Darrius Johnson at the Broncos' 21-yd. line and ran it back 79 yards for his first career postseason and a 38-3 Broncos lead, that would stand up over the final 9:49 for Denver's most lopsided postseason win.

Shannon Sharpe led all Denver receivers with five catches, while Smith was the top yardage-gainer through the air with 71 on four catches. Defensively, Darrius Johnson and Bill Romanowski each intercepted Dan Marino, with Johnson returning his pickoff 48 yards for the second-longest interception return in franchise postseason history.

OFFICIALS

Referee — Bill Carrollo (63); Umpire — Ed Coukark (71); Head Linesman — Tony Veteri (36); Line Judge — Mark Steinkerchner (84); Field Judge — Boris Cheek (41); Side Judge — Ken Baker (91); Back Judge — Jeff Triplette (42)

STARTING LINEUPS

Miami Dolphins

Offense			Defense		
WR 86	O. Gadsden	LE 75	S. Burton	WR 80	R. Smith
LT 74	B. Smith	RT 72	B. Tanner	LT 77	T. Jones
LG 60	J. Bock	LT 92	D. Gardener	LG 69	M. Schlereth
C 61	T. Ruddy	RE 79	K. Mixon	C 66	T. Nalen
RG 65	K. Donnalley	WLB 59	D. Rodgers	RG 62	D. Neil
RT 74	J. Brown	MLB 54	Z. Thomas	RT 74	H. Swayne
TE 89	E. Perry	SLB 52	R. Jones	TE 84	S. Sharpe
WR 81	O. McDuffie	LCB 27	T. Buckley	WR 87	E. McCaffrey
QB 13	D. Marino	RCB 29	S. Madison	QB 7	J. Elway
WR 86	O. Gadsden	SS 38	C. Jackson	HB 30	T. Davis
FB 36	S. Pritchett	FS 31	B. Marion	FB 29	H. Griffith

DENVER SUBSTITUTIONS: K 1 J. Elam, QB 6 B. Brister, P 16 T. Rouen, CB 20 T. James, RB 22 V. Hebron, CB 28 T. Paul, RB 31 D. Loville, RB 37 A. Lynn, FB 42 D. Smith, S 48 G. Coghill, LB 56 K. Burns, G 63 D. Diaz-Infante, T 78 M. Lepsis, WR 82 M. Nash, WR 85 W. Green, TE 86 B. Chamberlain, TE 89 D. Carswell, DE 90 N. Smith, DE 91 A. Williams, DT 93 T. Pryce, DE 95 M. Washington, DT 97 M. Lodish, LB 99 S. Joyner.

INACTIVE: QB 14 B. Griese, S 26 E. Brown, LB 54 N. Wayne, C 60 K.C. Jones, T 70 T. Teague, DE 73 C. Brown, G 79 C. Banks, WR 83 J. Armour.

FIELD GOALS (made () & missed)

		J. Elam		(32)	
O. Mare	(22)	1	2	3	4
VISITOR	Miami Dolphins	0	3	0	0
HOME	Denver Broncos	14	7	3	14
				OT	TOTAL
				—	3
					38

SCORING PLAY

Team	Qtr	Clock	Time	SCORING PLAY	Score
BRONCOS	1	5:55		T. Davis 1 yd. run (J. Elam, kick) (14-92, 7:56)	0 7
BRONCOS	1	1:02		T. Davis 20 yd. run (J. Elam, kick) (4-66, 2:18)	0 14
DOLPHINS	2	10:07		O. Mare 22 yd. Field Goal (11-76, 5:55)	3 14
BRONCOS	2	4:39		D. Loville 11 yd. run (J. Elam, kick) (11-87, 5:26)	3 21
BRONCOS	3	11:52		J. Elam 32 yd. Field Goal (5-66, 3:08)	3 24
BRONCOS	4	13:23		R. Smith 28 yd. pass from J. Elway (J. Elam, kick) (5-52, 1:39)	3 31
BRONCOS	4	9:49		N. Smith 79 yd. fumble return (J. Elam, kick)	3 38

FINAL BRONCOS DEFENSIVE STATISTICS

(Based on coaches' film review)

Player	UT	A	TT	PD	FF	FR	S-yds	I-yds	Player	UT	A	TT	PD	FF	FR	S-yds	I-yds
D. Johnson	7	2	9	1	1	0	0-0	1-48	T. Pryce	0	2	2	0	0	0	0-0	0-0
T. Braxton	6	1	7	0	0	0	0-0	0-0	M. Tanuvasa	1	0	1	0	0	0	0-0	0-0
B. Romanowski	3	3	6	1	0	0	0-0	1-0	M. Washington	1	0	1	0	0	0	1-5	0-0
S. Atwater	3	1	4	1	0	0	0-0	0-0	A. Williams	1	0	1	0	0	0	0-0	0-0
R. Crockett	2	2	4	1	0	0	0-0	0-0	H. Hasselbach	0	1	1	0	0	0	0-0	0-0
D. Gordon	2	2	4	1	0	0	0-0	0-0	K. Burns	0	0	0	0	0	0	0-0	0-0
T. James	2	0	2	0	0	0	0-0	0-0	G. Coghill	0	0	0	0	0	0	0-0	0-0
J. Mobley	2	0	2	1	0	0	0-0	0-0	S. Joyner	0	0	0	0	0	0	0-0	0-0
K. Traylor	2	0	2	0	0	0	0-0	0-0	N. Smith	0	0	0	0	0	1	0-0	0-0
G. Cadrez	1	1	2	1	0	0	0-0	0-0	Team Totals	33	15	48	7	1	1	1-5	2-48

FINAL INDIVIDUAL STATISTICS

Miami Dolphins								Denver Broncos							
RUSHING	ATT	YDS	AVG	LG	TD			RUSHING	ATT	YDS	AVG	LG	TD		
B. Parmalee	7	14	2.0	12	0			T. Davis	21	199	9.5	62	2		
K. Abdul-Jabbar	3	5	1.7	3	0			D. Loville	8	34	4.3	11	1		
D. Huard	2	-2	-1.0	-1	0			J. Elway	3	19	6.3	11	0		
S. Pritchett	1	-3	-3.0	-3	0			B. Brister	6	-2	-0.3	2	0		
Total	13	14	1.1	12	0			Total	38	250	6.6	62	3		
PASSING	ATT	CMP	YDS	TD	LG	IN		PASSING	ATT	CMP	YDS	TD	LG	IN	
D. Marino	37	26	243	1/5	0	23	2	J. Elway	23	14	182	1/8	1	33	0
Total	37	26	243	1/5	0	23	2	Total	23	14	182	1/8	1	33	0
PASS RECEIVING	NO	YDS	LG	TD				PASS RECEIVING	NO	YDS	LG	TD			
O. McDuffie	9	118	23	0				S. Sharpe	5	38	10	0			
B. Parmalee	5	24	9	0				R. Smith	4	71	28	1			
O. Gadsden	4	36	14	0				E. McCaffrey	3	52	33	0			
L. Thomas	3	31	17	0				H. Griffith	1	14	14	0			
S. Pritchett	3	23	12	0				T. Davis	1	7	7	0			
N. Jacquet	1	6	6	0				Total	14	182	33	1			
K. Abdul-Jabbar	1	5	5	0				INTERCEPTIONS	NO	YDS	LG	TD			
Total	26	243	23	0				D. Johnson	1	48	48	0			
INTERCEPTIONS	NO	YDS	LG	TD				B. Romanowski	1	0	0	0			
Total	0	0	0	0				Total	2	48	48	0			
PUNTING	NO	YDS	AVG	TB	IN20	LG		PUNTING	NO	YDS	AVG	TB	IN20	LG	
K. Wilmsmeyer	5	228	45.6	0	2	56		T. Rouen	2	97	48.5	1	0	49	
Total	5	228	45.6	0	2	56		Total	2	97	48.5	1	0	49	
PUNT RETURNS	NO	FC	YDS	LG	TD			PUNT RETURNS	NO	FC	YDS	LG	TD		
T. Buckley	1	0	11	11	0			D. Gordon	2	1	14	13	0		
(TOUCHBACK)	1	0	0	0	0			(DOWNED)	1	0	0	0	0		
Returns	1		11	11	0			(OUT OF BOUNDS)	1	0	0	0	0		
Returns	1		11	11	0			Returns	2		14	13	0		
KICKOFF RETURNS	NO	FC	YDS	LG	TD			KICKOFF RETURNS	NO	FC	YDS	LG	TD		
J. Avery	5	0	121	35	0			V. Hebron	1	0	19	19	0		
(TOUCHBACK)	2	0	0	0	0			(TOUCHBACK)	1	0	0	0	0		
Returns	5		121	35	0			Returns	1		19	19	0		
FUMBLES	Fum	Own	Rec.	Yds	TD	Opp.	Out	Denver Broncos	Fum	Own	Rec.	Yds	TD	Opp.	Out
O. Gadsden	1	0	0	0	0	0	0	D. Johnson	0	0	0	0	1	0	0
Total	1	0	0	0	0	0	0	N. Smith	0	0	0	0	1	79	1
								Total	0	0	0	0	1	79	1

FINAL TEAM STATISTICS

		VISITOR DOLPHINS	HOME BRONCOS
TOTAL FIRST DOWNS		14	24
By Rushing		1	13
By Passing		11	10
By Penalty		2	1
THIRD DOWN EFFICIENCY	2-10-20%		5-11-45%
FOURTH DOWN EFFICIENCY	1-2-50%		2-3-67%
TOTAL NET YARDS	252		424
Total Offensive Plays (inc. times thrown passing)	51		62
Average gain per offensive play	4.9		6.8
NET YARDS RUSHING	14		250
Total Rushing Plays	13		38
Average gain per rushing play	1.1		6.6
NET YARDS PASSING	238		174
Times thrown — yards lost attempting to pass	1-5		1-8
Gross yards passing	243		182
PASS ATTEMPTS-COMPLETIONS-HAD INTERCEPTED	37-26-2		23-14-0
Average gain per pass play (inc. # thrown passing)	6.3		7.3
KICKOFFS Number-In End Zone-Touchbacks	2-1-1		7-3-2
PUNTS Number and Average	5-45.6		2-48.5
Had Blocked	0		0-0
FGs — PATs Had Blocked	0-0		0-0
TOTAL RETURN YARDAGE (Not Including Kickoffs)	11		62
No. and Yards Punt Returns	1-11		2-14
No. and Yards Kickoff Returns	5-121		1-19
No. and Yards Interception Returns	0-0		2-48
PENALTIES Number and Yards	10-57		5-41
FUMBLES Number and Lost	1-1		0-0
TOUCHDOWNS	0		5
Rushing	0		3
Passing	0		1
Fumbles	0		1
EXTRA POINTS Made-Attempts	0-0		5-5
Kicking Made-Attempts	0-0		5-5
FIELD GOALS Made-Attempts	1-1		1-1
SAFETIES	0		3
FINAL SCORE	27-36		38-3
TIME OF POSSESSION			32-24

SUPER BOWL XXXII

DENVER 31, GREEN BAY 24

Jan. 25, 1998 • Qualcomm Stadium • San Diego, Calif.

Weather: Clear and Sunny, 67°, Wind WSW 8 mph • Attendance: 68,912 • Time: 3:25

The Denver Broncos won their first Super Bowl and became the first representative from the American Football Conference in 14 years to claim the Vince Lombardi trophy, as they used a powerful running game and a solid defensive performance to dethrone the defending Super Bowl champion Green Bay Packers 31-24 in front of 68,912 at Qualcomm Stadium in San Diego, Calif.

Denver running back Terrell Davis, playing in his hometown, was named the game's Most Valuable Player, in recognition of his 157-yard rushing effort on 30 carries, which included a Super Bowl-record three rushing touchdowns, each from 1 yard out. Davis' three total touchdowns and 18 points each tied Super Bowl records, and were made even more remarkable by the fact that he missed almost the entire second quarter when he was sidelined by the onset of a migraine headache.

Both offenses displayed their talents immediately, as Super Bowl XXXII became the first ever in which each team scored a touchdown on its opening possession. The Packers struck first when Brett Favre connected with Antonio Freeman on a 22-yard scoring pass to cap a 76-yard, 8-play opening drive. The Broncos answered by driving 58 yards in 10 plays the first time they touched the ball, culminating in a 1-yard Davis touchdown run with 5:39 remaining in the first quarter.

The Broncos turned two Packers turnovers into 10 more points to take a 17-7 lead early in the second quarter, making them the fourth team in Super Bowl history to score on each of its first three possessions. The first opportunity was created when strong safety Tyrone Braxton intercepted a Brett Favre pass, and eight plays later John Elway rushed around right end for a 1-yard touchdown. Free safety Steve Atwater sacked Favre on the next Green Bay possession, forcing a fumble that was recovered by defensive end Neil Smith. Four plays later Jason Elam converted a 51-yard field goal, the second-longest in Super Bowl history.

Green Bay pulled to within 17-14 with a touchdown just before halftime, and tied the score early in the third quarter on a 27-yard Ryan Longwell field goal. Denver broke the tie late in the third quarter on a 1-yard Davis touchdown run, and looked to increase the lead after recovering a Green Bay fumble on the ensuing kickoff, but Elway was intercepted by the Packers' Eugene Robinson in the end zone on the next play. Green Bay would move 85 yards in just four plays to tie the game at 24-24, setting the stage for Davis' late-game heroics.

After the Denver defense turned back the Packers on their next two possessions — including one advance to the Denver 39-yard line that was thwarted when Steve Atwater broke up a potential first-down pass to Robert Brooks — the Broncos set up shop at the Packers' 49-yard line for their game-winning drive. Five plays later Davis scored his third touchdown of the day, from 1 yard out, giving Denver a 31-24 lead that would hold up over the final 1:45 for the victory.

OFFICIALS

Referee —Ed Hochuli (85); Umpire — Jim Quirk (5); Head Linesman — John Schleyer (21); Line Judge — Ben Montgomery (117); Back Judge — Paul Baetz (22); Side Judge — Doug Toole (4); Field Judge — Don Dorkowski (113)

STARTING LINEUPS

Green Bay Packers

Offense				Defense				
WR	86	A. Freeman	LE	92	R. White	WR	80	R. Smith
LT	78	R. Verba	DT	71	S. Dotson	LT	65	G. Zimmerman
LG	73	A. Taylor	DE	93	G. Brown	LG	69	M. Schiereth
C	52	F. Winters	RE	98	G. Wilkins	C	66	T. Nalen
RG	63	A. Timmerman	LLB	54	S. Joyner	RG	75	B. Habib
RT	72	E. Dotson	MLB	55	B. Harris	RT	77	T. Jones
TE	89	M. Chmura	LLB	51	B. Williams	TE	84	S. Sharpe
WR	87	R. Brooks	LCB	37	T. Williams	WR	87	E. McCaffrey
QB	4	B. Favre	RCB	33	D. Evans	QB	7	J. Elway
RB	25	D. Levens	SS	36	L. Butler	RB	30	T. Davis
FB	30	W. Henderson	FS	41	E. Robinson	FB	29	H. Griffith

DENVER SUBSTITUTIONS: K 1 Jason Elam, P 16 T. Rouen, CB 21 R. Hilliard, RB 22 V. Hebron, CB 25 D. Johnson, CB 26 T. McKyer, RB 31 D. Loville, S 32 T. Veland, S 33 D. Dodge, RB 37 A. Lynn, FB 42 D. Smith, LB 56 K. Burns, LB 59 G. Cadrez, G 63 D. Diaz-Infante, T 74 H. Swayne, WR 81 P. Jeffers, WR 85 W. Green, TE 89 D. Carswell, DT 93 T. Pryce, DE 96 H. Hasselbach, DT 97 M. Lofish, DID NOT PLAY: QB 6 B. Bristle, TE 86 B. Chamberlain. INACTIVE: QB 8 J. Lewis, LB 50 J. Hesse, LB 58 S. Russ, C/G 62 D. Neil, T 70 J. Brown, DE 72 E. Jones, WR 88 S. Wilson, DT 99 D. Richie.

FIELD GOALS (made () & missed)

		J. Elam		(51)			
VISITOR	Green Bay Packers	1	2	3	4	OT	TOTAL
HOME	Denver Broncos	7	7	3	7	—	24
		7	10	7	7	—	31

		SCORE		VISITOR		HOME	
Team	Qtr	Clock	Time	Score	Visitor	Home	Score
PACKERS	1	10:58	A. Freeman 22 yd. pass from B. Favre (R. Longwell, kick) (8-76, 4:02)	7	0	7	0
BRONCOS	1	5:39	T. Davis 1 yd. run (J. Elam, kick) (10-58, 5:19)	7	7	7	7
BRONCOS	2	14:55	J. Elway 1 yd. run (J. Elam, kick) (8-45, 4:54)	7	7	14	7
BRONCOS	2	12:21	J. Elam 51 yd. Field Goal (4-0, 1:02)	7	17	17	7
PACKERS	2	0:12	M. Chmura 6 yd. pass from B. Favre (R. Longwell, kick) (17-95, 7:26)	7	17	17	7
PACKERS	3	11:59	R. Longwell 27 yd. Field Goal (7-17, 2:42)	7	17	24	7
BRONCOS	3	0:34	T. Davis 1 yd. run (J. Elam, kick) (13-92, 7:12)	7	24	24	7
PACKERS	4	13:32	A. Freeman 13 yd. pass from B. Favre (R. Longwell, kick) (4-85, 1:39)	7	24	24	7
BRONCOS	4	1:45	T. Davis 1 yd. run (J. Elam, kick) (5-49, 1:42)	7	24	31	7

FINAL BRONCOS DEFENSIVE STATISTICS

(Based on unofficial press box statistics)

Player	UT	A	TT	PD	FR	FF	S-Yds	I-Yds	Player	UT	A	TT	PD	FR	FF	S-Yds	I-Yds
T. Braxton	6	1	7	1	0	0	0-0	1-0	D. Johnson	1	0	1	0	0	0	0-0	0-0
S. Atwater	6	0	6	2	0	1	1-1	0-0	M. Tanuvasa	1	0	1	0	0	0	0-0	0-0
R. Crockett	6	0	6	1	0	0	0-0	0-0	N. Smith	0	0	1	0	0	0	0-0	0-0
J. Mobley	6	0	6	1	0	0	0-0	0-0	K. Burns	0	0	0	0	0	0	0-0	0-0
B. Romanowski	4	1	5	1	0	0	0-0	0-0	G. Cadrez	0	0	0	0	0	0	0-0	0-0
A. Aldridge	4	0	4	0	0	0	0-0	0-0	D. Dodge	0	0	0	0	0	0	0-0	0-0
D. Gordon	3	0	3	1	0	0	0-0	0-0	R. Hilliard	0	0	0	0	0	0	0-0	0-0
M. Lofish	2	0	2	0	0	0	0-0	0-0	T. McKyer	0	0	0	0	0	0	0-0	0-0
K. Traylor	2	0	2	0	0	0	0-0	0-0	T. Pryce	0	0	0	0	0	0	0-0	0-0
A. Williams	1	1	2	0	0	0	0-0	0-0	Team Totals	43	3	46	7	1	1	1-1	1-0
H. Hasselbach	1	0	1	0	0	0	0-0	0-0									

FINAL INDIVIDUAL STATISTICS

Green Bay Packers								Denver Broncos									
RUSHING	ATT	YDS	AVG	LG	TD			RUSHING	ATT	YDS	AVG	LG	TD				
D. Levens	19	90	4.7	16	0			T. Davis	30	157	5.2	27	3				
R. Brooks	1	5	5.0	5	0			J. Elway	5	17	3.4	10	1				
								V. Hebron	3	3	1.0	2	0				
								H. Griffith	1	2	2.0	2	0				
Total	20	95	4.8	16	0			Total	39	179	4.6	27	4				
PASSING	ATT	CMP	YDS	TD	LG	IN		PASSING	ATT	CMP	YDS	TD	LG	IN			
B. Favre	42	25	256	1/1	3	27	1	J. Elway	22	12	123	0/0	0	36	1		
Total	42	25	256	1/1	3	27	1	Total	22	12	123	0/0	0	36	1		
PASS RECEIVING			NO	YDS	LG	TD		PASS RECEIVING			NO	YDS	LG	TD			
A. Freeman			9	126	27	2		S. Sharpe			5	38	12	0			
D. Levens			6	56	22	0		E. McCaffrey			2	45	36	0			
M. Chmura			4	43	21	1		T. Davis			2	8	4	0			
R. Brooks			3	16	10	0		H. Griffith			1	23	23	0			
W. Henderson			2	6	6	0		V. Hebron			1	5	5	0			
T. Mickens			1	6	6	0		D. Carswell			1	4	4	0			
Total			25	256	27	3		Total			12	123	36	0			
INTERCEPTIONS			NO	YDS	LG	TD		INTERCEPTIONS			NO	YDS	LG	TD			
E. Robinson			1	17	17	0		T. Braxton			1	0	0	0			
Total			1	17	17	0		Total			1	0	0	0			
PUNTING		NO	YDS	AVG	TB	IN20	LG	PUNTING		NO	YDS	AVG	TB	IN20	LG		
C. Hentrich		4	142	35.5	0	2	51	T. Rouen		4	146	36.5	0	2	47		
Total		4	142	35.5	0	2	51	Total		4	146	36.5	0	2	47		
PUNT RETURNS			NO	FC	YDS	LG	TD	PUNT RETURNS			NO	FC	YDS	LG	TD		
R. Brooks			0	1	0	0	0	D. Gordon			0	2	0	0	0		
(DOWNED)			3	0	0	0	0	R. Smith			0	1	0	0	0		
Returns			0	0	0	0	0	(DOWNED)			1	0	0	0	0		
KICKOFF RETURNS			NO	FC	YDS	LG	TD	KICKOFF RETURNS			NO	FC	YDS	LG	TD		
A. Freeman			6	0	104	22	0	V. Hebron			4	0	79	32	0		
Returns			6	0	104	22	0	K. Burns			1	0	16	16	0		
								Returns			5	0	95	32	0		
Green Bay Packers	Own	Yds	TD	FF	Rec.	Yds	TD	Out	Denver Broncos	Own	Yds	TD	FF	Rec.	Yds	TD	Out
FUMBLES	Fum	Rec.	Yds	TD	FF	Rec.	Yds	TD	Fum	Rec.	Yds	TD	FF	Rec.	Yds	TD	Out
B. Favre	1	0	0	0	0	0	0	0	N. Smith	0	0	0	0	1	0	0	0
T. Williams	0	0	0	0	1	1	0	0	S. Atwater	0	0	0	0	1	0	0	0
A. Freeman	1	0	0	0	0	0	0	0	T. Davis	1	0	0	0	0	0	0	0
									T. McKyer	0	0	0	0	1	0	0	0
									T. Veland	0	0	0	0	1	0	0	0
Total	2	0	0	0	1	1	0	0	Total	1	0	0	0	2	2	0	0

FINAL TEAM STATISTICS

	VISITOR PACKERS	HOME BRONCOS
TOTAL FIRST DOWNS	21	21
By Rushing	4	14
By Passing	14	5
By Penalty	3	2
THIRD DOWN EFFICIENCY	5-14-36%	5-10-50%
FOURTH DOWN EFFICIENCY	0-1-0%	0-0-0%
TOTAL NET YARDS	350	302
Total Offensive Plays (inc. times thrown passing)	63	61
Average gain per offensive play	5.6	5.0
NET YARDS RUSHING	95	179
Total Rushing Plays	20	39
Average gain per rushing play	4.8	4.6
NET YARDS PASSING	255	123
Times thrown — yards lost attempting to pass	1-1	0-0
Gross yards passing	256	123
PASS ATTEMPTS-COMPLETIONS-HAD INTERCEPTED	42-25-1	22-12-1
Average gain per pass play (inc. # thrown passing)	5.9	5.6
KICKOFFS Number-In End Zone-Touchbacks	5-0-0	6-0-0
PUNTS Number and Average	4-35.5	4-36.5
Had Blocked	0	0
FGs — PATs Had Blocked	0-0	0-0
TOTAL RETURN YARDAGE (Not Including Kickoffs)	17	0
No. and Yards Punt Returns	0-0	0-0
No. and Yards Kickoff Returns	6-104	5-95
No. and Yards Interception Returns	1-17	1-0
PENALTIES Number and Yards	9-59	7-65
FUMBLES Number and Lost	2-2	1-1
TOUCHDOWNS	3	4
Rushing	0	4
Passing	3	0
EXTRA POINTS Made-Attempts	3-3	4-4
Kicking Made-Attempts	3-3	4-4
FIELD GOALS Made-Attempts	1-1	1-1
PENALTIES	0	0
FINAL SCORE	24	31
TIME OF POSSESSION	27:35	32:25

1997 AFC CHAMPIONSHIP GAME

DENVER 24, PITTSBURGH 21

Jan. 11, 1998 • Three Rivers Stadium • Pittsburgh, Pa.

Weather: Sunny, 38°, Wind SW 3 mph • Attendance: 61,382 • Time: 2:59

The Denver Broncos advanced to their fifth Super Bowl — and their first since 1989 — with a 24-21 victory at Pittsburgh in the AFC Championship Game, in front of 61,382 fans at Three Rivers Stadium. The Broncos became just the fifth Wild Card team to advance to the Super Bowl, since the Wild Card format was established in 1970.

The passing of John Elway and the running of Terrell Davis, along with a defensive effort that included big play after big play, combined to propel Denver to a 24-14 halftime lead, that they rode to a 24-21 win.

Elway was intercepted by Levon Kirkland on the game's second play, but the Steelers failed to answer when Norm Johnson's 38-yard field goal attempt sailed wide to the left. Denver then got on the board when Davis — who would rush for 139 yards and become the club's all-time postseason rushing leader — capped a six-play, 72-yard drive with an 8-yard touchdown run on the Broncos' second possession.

Pittsburgh evened the score on its next possession, as quarterback Kordell Stewart rushed 33 yards around right end for a touchdown to punctuate a 6-play, 65-yard drive that covered 3:02 on the clock. The Steelers' then broke the deadlock early in the second quarter when Jerome Bettis powered his way into the end zone from one yard out to put the finishing touches on an 11-play, 68-yard drive.

But the Broncos would score the game's next 17 points; and, in effect, put the game away as the defense held up its end of the bargain down the stretch. The scoring began with a 43-yard Jason Elam field goal with 8:20 remaining in the half. After each team punted on its next possession, Denver got the ball back when Ray Crockett intercepted a Stewart bomb in the end zone, setting up a 14-point assault that would send Denver to the locker room ahead 24-14. Elway hit Howard Griffith for a 15-yard touchdown with 1:47 remaining, and Denver then forced a Pittsburgh punt and found the end zone again when Elway connected with Ed McCaffrey for a 1-yard touchdown with 1:3 seconds left in the half.

Denver rode that 24-14 lead into the fourth quarter before the Steelers scored the only points of the second half on a 14-yard Stewart-to-Charles Johnson touchdown pass with 5:14 remaining. But the Broncos succeeded in running out the clock on their final possession, and established a new franchise record with their 15th win of the season.

Elway tied Roger Staubach for fourth place on the NFL's all-time list for postseason touchdown passes (24) with his two on the day, and the Broncos' three interceptions tied the franchise postseason record for most in a game.

OFFICIALS

Referee — Ron Blum (7); Umpire — Bob Boylston (101); Head Linesman — Mark Baltz (26); Line Judge — Ron Winter (82); Back Judge — Bill Lovett (98); Side Judge — Dave Wyant (16); Field Judge — Don Hakes (96)

STARTING LINEUPS

Denver Broncos					Pittsburgh Steelers				
Offense			Defense		Offense			Defense	
WR 80 R. Smith	LE 90 N. Smith	WR 82 V. Tringpan	LT 65 J. Tringpan	LE 74 N. Harrison	LT 65 J. Tringpan	LT 65 J. Tringpan	LE 74 N. Harrison	LT 65 J. Tringpan	LE 74 N. Harrison
LT 65 G. Zimmerman	LT 94 K. Taylor	LT 65 G. Zimmerman	LT 94 K. Taylor	LT 65 G. Zimmerman	LT 94 K. Taylor	LT 94 K. Taylor	LT 65 G. Zimmerman	LT 94 K. Taylor	LT 94 K. Taylor
LG 69 M. Schlereth	RE 98 M. Tanuvasa	LG 69 M. Schlereth	RE 98 M. Tanuvasa	LG 69 M. Schlereth	RE 98 M. Tanuvasa	RE 98 M. Tanuvasa	LG 69 M. Schlereth	RE 98 M. Tanuvasa	RE 98 M. Tanuvasa
C 66 T. Nalen	RT 91 A. Williams	C 66 T. Nalen	RT 91 A. Williams	C 66 T. Nalen	RT 91 A. Williams	RT 91 A. Williams	C 66 T. Nalen	RT 91 A. Williams	RT 91 A. Williams
RG 75 B. Habib	WLB 51 J. Mobley	RG 75 B. Habib	WLB 51 J. Mobley	RG 75 B. Habib	WLB 51 J. Mobley	WLB 51 J. Mobley	RG 75 B. Habib	WLB 51 J. Mobley	WLB 51 J. Mobley
TE 77 T. Jones	MLB 57 A. Aldridge	TE 77 T. Jones	MLB 57 A. Aldridge	TE 77 T. Jones	MLB 57 A. Aldridge	MLB 57 A. Aldridge	TE 77 T. Jones	MLB 57 A. Aldridge	MLB 57 A. Aldridge
TE 84 S. Sharpe	SLB 53 B. Romanowski	TE 84 S. Sharpe	SLB 53 B. Romanowski	TE 84 S. Sharpe	SLB 53 B. Romanowski	SLB 53 B. Romanowski	TE 84 S. Sharpe	SLB 53 B. Romanowski	SLB 53 B. Romanowski
WR 87 E. McCaffrey	LCB 39 R. Crockett	WR 87 E. McCaffrey	LCB 39 R. Crockett	WR 87 E. McCaffrey	LCB 39 R. Crockett	LCB 39 R. Crockett	WR 87 E. McCaffrey	LCB 39 R. Crockett	LCB 39 R. Crockett
QB 7 J. Elway	RCB 23 D. Gordon	QB 7 J. Elway	RCB 23 D. Gordon	QB 7 J. Elway	RCB 23 D. Gordon	RCB 23 D. Gordon	QB 7 J. Elway	RCB 23 D. Gordon	RCB 23 D. Gordon
HB 30 T. Davis	FS 27 S. Atwater	HB 30 T. Davis	FS 27 S. Atwater	HB 30 T. Davis	FS 27 S. Atwater	FS 27 S. Atwater	HB 30 T. Davis	FS 27 S. Atwater	FS 27 S. Atwater
FB 29 H. Griffith	SS 34 T. Braxton	FB 29 H. Griffith	SS 34 T. Braxton	FB 29 H. Griffith	SS 34 T. Braxton	SS 34 T. Braxton	FB 29 H. Griffith	SS 34 T. Braxton	SS 34 T. Braxton

DENVER SUBSTITUTIONS: K 1 J. Elam, P 16 T. Rouen, CB 21 R. Hilliard, RB 22 V. Hebron, CB 25 D. Johnson, CB 26 T. McKyer, RB 31 D. Loville, S 32 T. Veland, S 33 D. Dodge, RB 37 A. Lynn, FB 42 D. Smith, LB 56 K. Burns, LB 59 G. Cadrez, G/C 63 D. Diaz-Infante, T 74 H. Swayne, WR 81 P. Jeffers, WR 85 W. Green, TE 86 B. Chamberlain, TE 89 D. Carswell, DT 93 T. Pryce, DE 96 H. Hasselbach, DT 97 M. Lodish. **DID NOT PLAY:** QB 9 B. Brister. **INACTIVE:** QB 8 J. Lewis, LB 50 J. Hesse, LB 58 S. Russ, G 62 D. Neil, T 70 J. Brown, DE 72 E. Jones, WR 88 S. Wilson, DT 99 D. Richie.

FIELD GOALS (made () & missed)

Visitor	Home	1	2	3	4	OT	TOTAL
Denver Broncos	Pittsburgh Steelers	7	17	0	0	—	24
		7	7	0	7	—	21

Team	Qtr	Clock	Time	SCORING PLAY	Score
BRONCOS	1	9:18		T. Davis 8 yd. run (J. Elam, kick) (6-72, 3:15)	7 0
STEELERS	1	6:16		K. Stewart 33 yd. run (N. Johnson, kick) (6-65, 3:02)	7 7
STEELERS	2	12:42		J. Bettis 1 yd. run (N. Johnson, kick) (11-68, 4:46)	7 14
BRONCOS	2	8:20		J. Elam 43 yd. Field Goal (11-45, 4:22)	10 14
BRONCOS	2	1:47		H. Griffith 15 yd. pass from J. Elway (J. Elam, kick) (5-80, 2:53)	17 14
BRONCOS	2	0:13		E. McCaffrey 1 yd. pass from J. Elway (J. Elam, kick) (4-54, 0:30)	24 14
STEELERS	4	2:46		C. Johnson 14 yd. pass from K. Stewart (N. Johnson, kick) (10-79, 2:57)	24 21

FINAL BRONCOS DEFENSIVE STATISTICS

(Based on unofficial press box statistics)

Player	UT	A	TT	PD	FR	FF	S-Yds	I-Yds	Player	UT	A	TT	PD	FR	FF	S-Yds	I-Yds
R. Crockett	8	0	8	2	0	0	0-0	1-1	R. Hilliard	1	1	2	0	0	0	0-0	0-0
T. Braxton	3	5	8	3	0	0	0-0	1-6	M. Tanuvasa	1	1	2	0	0	0	0-0	0-0
A. Aldridge	4	1	5	1	0	0	0-0	1-0	K. Taylor	1	1	2	1	0	0	1-1	0-0
D. Gordon	4	1	5	1	0	0	0-0	0-0	G. Cadrez	0	1	1	0	0	0	0-0	0-0
J. Mobley	4	1	5	1	0	0	0-0	0-0	T. Pryce	0	1	1	0	0	0	0-0	0-0
A. Williams	3	2	5	0	0	0	0-0	0-0	K. Burns	0	0	0	0	0	0	0-0	0-0
B. Romanowski	3	1	4	0	0	0	0-0	0-0	M. Lodish	0	0	0	0	1	0	0-0	0-0
S. Atwater	2	2	4	1	1	0	0-0	0-0	D. Dodge	0	0	0	0	0	0	0-0	0-0
N. Smith	2	1	3	0	0	1	1-6	0-0	T. McKyer	0	0	0	0	0	0	0-0	0-0
H. Hasselbach	1	2	3	0	0	0	0-0	0-0	Total	39	21	60	10	1	1	3-8	3-6
D. Johnson	2	0	2	0	0	0	0-0	0-0									

FINAL INDIVIDUAL STATISTICS

Denver Broncos										Pittsburgh Steelers																						
RUSHING	ATT	YDS	AVG	LG	TD	RUSHING	ATT	YDS	AVG	LG	TD	RUSHING	ATT	YDS	AVG	LG	TD	RUSHING	ATT	YDS	AVG	LG	TD									
T. Davis	26	139	5.3	43	1	J. Bettis	23	105	4.6	16	1	J. Bettis	23	105	4.6	16	1	J. Bettis	23	105	4.6	16	1									
J. Elway	2	9	4.5	10	0	K. Stewart	3	44	14.7	33	1	K. Stewart	3	44	14.7	33	1	K. Stewart	3	44	14.7	33	1									
V. Hebron	2	2	1.0	2	0	F. McAfee	1	12	12.0	12	0	F. McAfee	1	12	12.0	12	0	F. McAfee	1	12	12.0	12	0									
Total	30	150	5.0	43	1	Total	27	161	6.0	33	2	Total	27	161	6.0	33	2	Total	27	161	6.0	33	2									
PASSING	ATT	CMP	YDS	TD	LG	IN	PASSING	ATT	CMP	YDS	TD	LG	IN	PASSING	ATT	CMP	YDS	TD	LG	IN	PASSING	ATT	CMP	YDS	TD	LG	IN					
J. Elway	31	18	210	2/15	2	20	1	K. Stewart	36	18	201	3/8	1	27	3	K. Stewart	36	18	201	3/8	1	27	3	K. Stewart	36	18	201	3/8	1	27	3	
Total	31	18	210	2/15	2	20	1	Total	36	18	201	3/8	1	27	3	Total	36	18	201	3/8	1	27	3	Total	36	18	201	3/8	1	27	3	
PASS RECEIVING	NO	YDS	LG	TD	PASS RECEIVING	NO	YDS	LG	TD	PASS RECEIVING	NO	YDS	LG	TD	PASS RECEIVING	NO	YDS	LG	TD	PASS RECEIVING	NO	YDS	LG	TD	PASS RECEIVING	NO	YDS	LG	TD			
R. Smith	6	87	20	0	Y. Thigpen	6	92	27	0	Y. Thigpen	6	92	27	0	Y. Thigpen	6	92	27	0	Y. Thigpen	6	92	27	0	Y. Thigpen	6	92	27	0			
E. McCaffrey	5	37	11	1	C. Hawkins	4	30	9	0	C. Hawkins	4	30	9	0	C. Hawkins	4	30	9	0	C. Hawkins	4	30	9	0	C. Hawkins	4	30	9	0			
S. Sharpe	3	49	18	0	C. Johnson	3	34	14	1	C. Johnson	3	34	14	1	C. Johnson	3	34	14	1	C. Johnson	3	34	14	1	C. Johnson	3	34	14	1			
H. Griffith	2	26	15	1	W. Blackwell	2	19	16	0	W. Blackwell	2	19	16	0	W. Blackwell	2	19	16	0	W. Blackwell	2	19	16	0	W. Blackwell	2	19	16	0			
V. Hebron	1	9	9	0	M. Bruener	1	16	16	0	M. Bruener	1	16	16	0	M. Bruener	1	16	16	0	M. Bruener	1	16	16	0	M. Bruener	1	16	16	0			
T. Davis	1	2	2	0	T. Lester	1	7	7	0	T. Lester	1	7	7	0	T. Lester	1	7	7	0	T. Lester	1	7	7	0	T. Lester	1	7	7	0			
Total	18	210	20	2	J. Bettis	1	3	3	0	J. Bettis	1	3	3	0	J. Bettis	1	3	3	0	J. Bettis	1	3	3	0	J. Bettis	1	3	3	0			
INTERCEPTIONS	NO	YDS	LG	TD	INTERCEPTIONS	NO	YDS	LG	TD	INTERCEPTIONS	NO	YDS	LG	TD	INTERCEPTIONS	NO	YDS	LG	TD	INTERCEPTIONS	NO	YDS	LG	TD	INTERCEPTIONS	NO	YDS	LG	TD			
T. Braxton	1	6	6	0	L. Kirkland	1	0	0	0	L. Kirkland	1	0	0	0	L. Kirkland	1	0	0	0	L. Kirkland	1	0	0	0	L. Kirkland	1	0	0	0			
A. Aldridge	1	0	0	0	Total	1	0	0	0	Total	1	0	0	0	Total	1	0	0	0	Total	1	0	0	0	Total	1	0	0	0			
R. Crockett	1	0	0	0	Total	1	0	0	0	Total	1	0	0	0	Total	1	0	0	0	Total	1	0	0	0	Total	1	0	0	0			
Total	3	6	6	0	Total	1	0	0	0	Total	1	0	0	0	Total	1	0	0	0	Total	1	0	0	0	Total	1	0	0	0			
PUNTING	NO	YDS	AVG	TB	IN20	LG	PUNTING	NO	YDS	AVG	TB	IN20	LG	PUNTING	NO	YDS	AVG	TB	IN20	LG	PUNTING	NO	YDS	AVG	TB	IN20	LG					
T. Rouen	5	157	31.4	0	1	48	J. Miller	4	168	42.0	0	0	51	J. Miller	4	168	42.0	0	0	51	J. Miller	4	168	42.0	0	0	51					
Total	5	157	31.4	0	1	48	Total	4	168	42.0	0	0	51	Total	4	168	42.0	0	0	51	Total	4	168	42.0	0	0	51					
PUNT RETURNS	NO	FC	YDS	LG	TD	PUNT RETURNS	NO	FC	YDS	LG	TD	PUNT RETURNS	NO	FC	YDS	LG	TD	PUNT RETURNS	NO	FC	YDS	LG	TD	PUNT RETURNS	NO	FC	YDS	LG	TD			
D. Gordon	2	0	19	19	0	W. Blackwell	1	0	19	19	0	W. Blackwell	1	0	19	19	0	W. Blackwell	1	0	19	19	0	W. Blackwell	1	0	19	19	0			
(DOWNED)	2	0	0	0	0	C. Hawkins	0	1	0	0	0	C. Hawkins	0	1	0	0	0	C. Hawkins	0	1	0	0	0	C. Hawkins	0	1	0	0	0			
RETURNS	2	0	19	19	0	(DOWNED)	2	0	0	0	0	(DOWNED)	2	0	0	0	0	(DOWNED)	2	0	0	0	0	(DOWNED)	2	0	0	0	0			
KICKOFF RETURNS	NO	FC	YDS	LG	TD	(OUT OF BOUNDS)	1	0	0	0	0	(OUT OF BOUNDS)	1	0	0	0	0	(OUT OF BOUNDS)	1	0	0	0	0	(OUT OF BOUNDS)	1	0	0	0	0			
V. Hebron	4	0	69	25	0	RETURNS	1	0	19	19	0	RETURNS	1	0	19	19	0	RETURNS	1	0	19	19	0	RETURNS	1	0	19	19	0			
RETURNS	4	0	69	25	0	KICKOFF RETURNS	NO	FC	YDS	LG	TD	KICKOFF RETURNS	NO	FC	YDS	LG	TD	KICKOFF RETURNS	NO	FC	YDS	LG	TD	KICKOFF RETURNS	NO	FC	YDS	LG	TD			
D. Gordon	2	0	19	19	0	W. Blackwell	3	0	52	24	0	W. Blackwell	3	0	52	24	0	W. Blackwell	3	0	52	24	0	W. Blackwell	3	0	52	24	0			
J. Witman	1	0	10	10	0	J. Witman	1	0	10	10	0	J. Witman	1	0	10	10	0	J. Witman	1	0	10	10	0	J. Witman	1	0	10	10	0			
(TOUCHBACK)	1	0	0	0	0	(TOUCHBACK)	1	0	0	0	0	(TOUCHBACK)	1	0	0	0	0	(TOUCHBACK)	1	0	0	0	0	(TOUCHBACK)	1	0	0	0	0			
Total	4	0	62	24	0	RETURNS	4	0	62	24	0	RETURNS	4	0	62	24	0	RETURNS	4	0	62	24	0	RETURNS	4	0	62	24	0			
Denver Broncos	Fum	Own	Rec.	Yds	TD	FF	Opp. Rec.	Yds	TD	Out	Denver Broncos	Fum	Own	Rec.	Yds	TD	FF	Opp. Rec.	Yds	TD	Out	Denver Broncos	Fum	Own	Rec.	Yds	TD	FF	Opp. Rec.	Yds	TD	Out
T. Davis	1	0	0	0	0	0	0	0	0	0	T. Davis	1	0	0	0	0	0	0	0	0	0	T. Davis	1	0	0	0	0	0	0	0	0	0
D. Gordon	1	0	0	0	0	0	0	0	0	0	D. Gordon	1	0	0	0	0	0	0	0	0	0	D. Gordon	1	0	0	0	0	0	0	0	0	0
R. Crockett	0	1	1	0	0	0	0	0	0	0	R. Crockett	0	1	1	0	0	0	0	0	0	0	R. Crockett	0	1	1	0	0	0	0	0	0	0
N. Smith	0	0	0	0	0	1	0	0	0	0	N. Smith	0	0	0	0	0	1	0	0	0	0	N. Smith	0	0	0	0	0	1	0	0	0	0
M. Lodish	0	0	0	0	0	1	0	0	0	0	M. Lodish	0	0	0	0	0	1	0	0	0	0	M. Lodish	0	0	0	0	0	1	0	0	0	0
Total	2	1	1	0	1	1	0	0	0	0	Total	2	1	1	0	1	1	0	0	0	0	Total	2	1	1	0	1	1	0	0	0	0
Pittsburgh Steelers	Fum	Own	Rec.	Yds	TD	FF	Opp. Rec.	Yds	TD	Out	Pittsburgh Steelers	Fum	Own	Rec.	Yds	TD	FF	Opp. Rec.	Yds	TD	Out	Pittsburgh Steelers	Fum	Own	Rec.	Yds	TD	FF	Opp. Rec.	Yds	TD	Out
D. Perry	0	0	0	0	0	0	0	0	0	0	D. Perry	0	0	0	0	0	0	0	0	0	0	D. Perry	0	0	0	0	0	0	0	0	0	0
K. Stewart	1	0	0	0	0	0	0	0	0	0	K. Stewart	1	0	0	0	0	0	0	0	0	0	K. Stewart	1	0	0	0	0	0	0	0	0	0
Total	1	0	0	0	0	1	1	0	0	0	Total	1	0	0	0	0	1	1	0	0	0	Total	1	0	0	0	0	1	1	0	0	0

FINAL TEAM STATISTICS

	VISITOR BRONCOS	HOME STEELERS
TOTAL FIRST DOWNS	23	23
By Rushing	6	8
By Passing	15	13
By Penalty	2	2
THIRD DOWN EFFICIENCY	8-14-57%	6-11-55%
FOURTH DOWN EFFICIENCY	0-0-0%	0-0-0%
TOTAL NET YARDS	345	354
Total Offensive Plays (inc. times thrown passing)	63	66
Average gain per offensive play	5.5	5.4
NET YARDS RUSHING	150	161
Total Rushing Plays	30	27
Average gain per rushing play	5.0	6.0
NET YARDS PASSING	195	193
Times thrown — yards lost attempting to pass	2-15	3-8
Gross yards passing	210	201
PASS ATTEMPTS-COMPLETIONS-HAD INTERCEPTED	31-18-1	36-18-3
Average gain per pass play (inc. # thrown passing)	5.9	4.9
KICKOFFS Number-In End Zone-Touchbacks	5-1-1	4-0-0
PUNTS Number and Average	5-31.4	4-42
Had Blocked	0	0
FGs — PATs Had Blocked	0-0	0-0
TOTAL RETURN YARDAGE (Not Including Kickoffs)	25	19
No. and Yards Punt Returns	2-19	1-19
No. and Yards Kickoff Returns	4-69	4-62
No. and Yards Interception Returns	3-6	1-0
PENALTIES Number and Yards	4-21	4-71
FUMBLES Number and Lost	2-1	1-1
TOUCHDOWNS	3	3
Rushing	1	2
Passing	2	1
EXTRA POINTS Made-Attempts	3-3	3-3
Kicking Made-Attempts	3-3	3-3
FIELD GOALS Made-Attempts	1-1	0-1
SAFETIES	0	0
FINAL SCORE	24	21
TIME OF POSSESSION	30:01	29:59

1997 AFC DIVISIONAL PLAYOFF GAME

DENVER 14, KANSAS CITY 10

Jan. 4, 1998 • Arrowhead Stadium • Kansas City, Mo.

Weather: Overcast, 32° (wind chill 26°), Wind NW 6 mph • Attendance: 76,965 • Time: 2:59

The Denver Broncos posted their first road playoff win in 11 years — and only the second in franchise history — with a 14-10 victory over Kansas City in front of 76,965 at Arrowhead Stadium. Denver advanced to its first AFC Championship Game since the 1991 season, on the strength of two Terrell Davis touchdowns — tying the franchise postseason record for the second week in a row — and a defensive effort that limited the Chiefs to just 10 points, tied for the fewest in club playoff history.

Davis broke a scoreless tie late in the second quarter, plowing into the end zone from 1 yard out to give Denver a 7-0 lead with 1:56 remaining in the half, capping an 8-play, 65-yard drive that covered 4:51 on the clock. Key to the drive was a 17-yard John Elway completion to Rod Smith on a third-and-seven play that gave the Broncos a first down at the Kansas City 4.

The Chiefs, limited to 58 yards total offense in the first half, came out strong after the break, moving the ball to the Denver 6-yard line, before settling for a 20-yard Pete Stoyanovich field goal. Kansas City struck again late in the quarter when Elvis Grbac found tight end Tony Gonzalez in the back of the end zone for a 12-yard score and the Chiefs' only touchdown of the day.

The Broncos, however, would answer on their ensuing possession, driving 49 yards in 6 plays for what would prove to be the game-winning touchdown. The key play of the drive was a 43-yard Elway-to-Ed McCaffrey completion on third-and-five from the Chiefs' 44-yard line, which gave Denver a first down at the Chiefs' 1-yard line. After two unsuccessful attempts from close range, Davis muscled his way through the middle of the Chiefs' line for his second touchdown of the day and the fifth of his career in the postseason to establish a new franchise record.

Kansas City would have possession three more times in the game, but would be turned back each time by the Broncos' defense after reaching Denver's 31 (punt), their own 36 (punt) and the Broncos' 20 with 0:19 left (downs). The final play was a pass to the end zone on 4th-and-2 that was knocked down by Darrien Gordon, ending the Chiefs' hopes, and propelling Denver to the AFC title game.

Elway, with 170 passing yards on the day, moved into second place in NFL postseason history in that category, supplanting both Terry Bradshaw (3,833) and Jim Kelly (3,863) to finish the day at 3,940.

OFFICIALS

Referee — Jerry Markbreit (9); Umpire — Bob Wagner (100); Head Linesman — Terry Glerke (72); Line Judge — Walt Anderson (66); Back Judge — Al Jury (106); Side Judge — Mike Pereira (77); Field Judge — Bill Schmitz (122)

STARTING LINEUPS

Denver Broncos					Kansas City Chiefs				
Offense			Defense		Offense			Defense	
WR 80	R. Smith	LE 90	N. Smith	SE 89	A. Rison	LT 69	J. Criswell	LT 99	V. Booker
LT 65	G. Zimmerman	LT 94	K. Traylor	LT 69	J. Criswell	RT 75	J. Phillips	RT 75	J. Phillips
LG 69	M. Schlereth	RT 98	M. Tanuvasa	LG 79	D. Szott	RE 92	D. Williams	RE 92	D. Williams
C 66	T. Nalen	RE 91	A. Williams	C 61	T. Grunhard	LLB 58	D. Thomas	LLB 58	D. Thomas
RG 75	B. Habib	WLB 51	J. Mobley	RG 68	W. Shields	ILB 53	W. Simmons	ILB 53	W. Simmons
RT 77	T. Jones	MLB 57	A. Aldridge	RT 62	G. Parker	MLB 59	D. Edwards	MLB 59	D. Edwards
TE 84	S. Sharpe	SLB 53	B. Romanowski	TE 48	T. Popson	RLB 50	A. Davis	RLB 50	A. Davis
WR 87	E. McCaffrey	LCB 39	R. Crockett	FL 80	L. Dawson	LCB 34	D. Carter	LCB 34	D. Carter
QB 7	J. Elway	RCB 23	D. Gordon	QB 11	E. Grbac	RCB 40	J. Hasty	RCB 40	J. Hasty
HB 30	T. Davis	FS 27	S. Atwater	FB 38	K. Anders	SS 25	R. Tongue	SS 25	R. Tongue
FB 29	H. Griffith	SS 34	T. Braxton	HB 27	G. Hill	FS 21	J. Woods	FS 21	J. Woods

DENVER SUBSTITUTIONS: K 1 J. Elam, P 16 T. Rouen, CB 21 R. Hilliard, RB 22 V. Hebron, CB 25 D. Johnson, CB 26 T. McKyer, RB 31 D. Loville, S 32 T. Veland, S 33 D. Dodge, RB 37 A. Lynn, FB 42 D. Smith, LB 56 K. Burns, LB 59 G. Cadrez, G/C 63 D. Diaz-Infante, T 74 H. Swayne, WR 81 P. Jeffers, WR 85 W. Green, TE 86 B. Chamberlain, TE 89 D. Carswell, DT 93 T. Pryce, DE 96 H. Hasselbach, DT 97 M. Lodish, **DID NOT PLAY:** QB 6 B. Brister, **INACTIVE:** QB 8 J. Lewis, LB 50 J. Hesse, LB 58 S. Russ, G 62 D. Neil, T 70 J. Brown, DE 72 E. Jones, WR 88 S. Wilson, DT 99 D. Richie.

FIELD GOALS (made () & missed)

		P. Stoyanovich 44W/L		(20)			
		1	2	3	4	OT	TOTAL
VISITOR	Denver Broncos	0	7	0	7	—	14
HOME	Kansas City Chiefs	0	0	10	0	—	10

		SCORE			
Team	Qtr	Clock	SCORING PLAY	Visitor	Home
BRONCOS	2	1:56	T. Davis 1 yd. run (J. Elam, kick) (8-65, 4:51)	7	0
CHIEFS	3	9:42	P. Stoyanovich 20 yd. Field Goal (11-67, 5:18)	7	3
CHIEFS	3	0:10	T. Gonzalez 12 yd. pass from E. Grbac (P. Stoyanovich, kick) (4-65, 1:35)	7	10
BRONCOS	4	12:32	T. Davis 1 yd. run (J. Elam, kick) (6-49, 2:38)	14	10

FINAL BRONCOS DEFENSIVE STATISTICS

(Based on unofficial press box statistics)

Player	UT	A	TT	PD	FR	FF	S-Yds	I-Yds	Player	UT	A	TT	PD	FR	FF	S-Yds	I-Yds
J. Mobley	7	0	7	0	0	0	0-0	0-0	M. Tanuvasa	2	0	2	0	0	0	0-0	0-0
T. Braxton	5	1	6	0	0	0	0-0	0-0	A. Williams	2	0	2	0	0	0	2-14	0-0
D. Gordon	5	0	5	2	0	0	0-0	0-0	D. Johnson	1	0	1	0	0	0	0-0	0-0
B. Romanowski	5	0	5	0	0	0	0-0	0-0	M. Lodish	1	0	1	0	0	0	0-0	0-0
A. Aldridge	4	1	5	0	0	0	0-0	0-0	K. Burns	0	0	0	0	0	0	0-0	0-0
R. Crockett	4	0	4	0	0	0	0-0	0-0	G. Cadrez	0	0	0	0	0	0	0-0	0-0
N. Smith	4	0	4	0	0	1	2-20	0-0	T. McKyer	0	0	0	0	0	0	0-0	0-0
K. Traylor	3	0	3	0	0	0	0-0	0-0	T. Pryce	0	0	0	0	0	0	0-0	0-0
S. Atwater	2	1	3	0	0	0	0-0	0-0	T. Veland	0	0	0	0	0	0	0-0	0-0
H. Hasselbach	2	0	2	0	0	0	0-0	0-0	Team Totals	47	3	50	2	0	1	4-34	0-0

FINAL INDIVIDUAL STATISTICS

Denver Broncos										Kansas City Chiefs											
RUSHING	ATT	YDS	AVG	LG	TD					RUSHING	ATT	YDS	AVG	LG	TD						
T. Davis	25	101	4.0	41	2					M. Allen	12	37	3.1	14	0						
H. Griffith	4	9	2.3	4	0					E. Grbac	4	22	5.5	11	0						
D. Loville	2	0	0.0	3	0					K. Anders	3	4	1.3	8	0						
J. Elway	1	-1	-1.0	-1	0					D. Bennett	3	4	1.3	8	0						
										L. Aguiar	1	3	3.0	3	0						
										G. Hill	1	2	2.0	2	0						
Total	32	109	3.4	41	2					Total	24	77	3.2	14	0						
PASSING	ATT	CMP	YDS	TD	LG	IN				PASSING	ATT	CMP	YDS	TD	LG	IN					
J. Elway	19	10	170	1/7	0	43	0				E. Grbac	37	24	260	4/34	1	50	0			
Total	19	10	170	1/7	0	43	0				Total	37	24	260	4/34	1	50	0			
PASS RECEIVING	NO	YDS	LG	TD						PASS RECEIVING	NO	YDS	LG	TD							
E. McCaffrey	3	56	43	0						A. Rison	8	110	34	0							
S. Sharpe	2	33	22	0						T. Popson	5	26	13	0							
R. Smith	2	19	17	0						T. Gonzalez	3	26	12	1							
D. Carswell	1	26	26	0						L. Dawson	2	20	12	0							
W. Green	1	19	19	0						K. Anders	2	4	3	0							
T. Davis	1	17	17	0						J. Horn	1	50	50	0							
										D. Hughes	1	13	13	0							
										M. Allen	1	8	8	0							
										T. Vanover	1	3	3	0							
Total		10	170	43	0						Total	24	260	50	1						
INTERCEPTIONS	NO	YDS	LG	TD						INTERCEPTIONS	NO	YDS	LG	TD							
Total	0	0	0	0						Total	0	0	0	0							
PUNTING	NO	YDS	AVG	TB	IN20	LG				PUNTING	NO	YDS	AVG	TB	IN20	LG					
T. Rouen	6	217	36.2	1	2	51				L. Aguiar	5	232	46.4	0	2	62					
Total	6	217	36.2	1	2	51				Total	5	232	46.4	0	2	62					
PUNT RETURNS	NO	FC	YDS	LG	TD						PUNT RETURNS	NO	FC	YDS	LG	TD					
D. Gordon	1	1	36	36	0						T. Vanover	1	1	10	10	0					
(DOWNED)	3	0	0	0	0						(DOWNED)	3	0	0	0	0					
(TOUCHBACK)	1	0	0	0	0						(TOUCHBACK)	1	0	0	0	0					
Returns	1		36	36	0						Returns	1		10	10	0					
KICKOFF RETURNS	NO	FC	YDS	LG	TD						KICKOFF RETURNS	NO	FC	YDS	LG	TD					
V. Hebron	2	0	51	28	0						T. Vanover	3	0	69	25	0					
D. Loville	1	0	20	20	0																
Returns	3		71	28	0						Returns	3		69	25	0					
Denver Broncos FUMBLES	Fum	Own	Rec.	Yds	TD	FF	Opp. Rec.	Yds	TD	Out	Kansas City Chiefs FUMBLES	Fum	Own	Rec.	Yds	TD	FF	Opp. Rec.	Yds	TD	Out
T. Davis	2	2	0	0	0	0	0	0	0	0	D. Williams	0	0	0	0	0	0	0	0	0	0
A. Lynn	0	0	0	0	0	0	0	0	0	0	T. Vanover	1	1	0	0	0	0	0	0	0	0
J. Elway	1	0	0	0	0	0	0	0	0	0	J. Woods	0	0	0	0	0	0	0	0	0	0
N. Smith	0	0	0	0	0	0	0	0	0	0	A. Davis	0	0	0	0	0	0	0	0	0	0
D. Loville	1	0	0	0	0	0	0	0	0	0	E. Grbac	1	0	0	0	0	0	0	0	0	0
											G. Parker	0	0	0	0	0	0	0	0	0	0
											J. Browning	0	0	0	0	0	0	0	0	0	0
											R. Tongue	0	0	0	0	0	0	0	0	0	0
Total	4	2	0	0	2	0	0	0	0	0	Total	2	2	0	3	2	0	0	0	0	0

Dec. 27, 1997 • Mile High Stadium • Denver

Weather: Partly Cloudy, 44° (wind chill 19°), Wind N 30 mph • **Attendance:** 74,481 • **Time:** 3:02

The Denver Broncos advanced to the AFC Divisional playoffs by literally running the Jacksonville Jaguars out of town, as they piled up a club postseason-record 310 rushing yards en route to a 42-17 victory in front of 74,481 at Mile High Stadium. The Broncos set numerous other postseason records during the contest, including new standards for rushing attempts (49), total yards (511), points in a quarter (21; 4th qtr.), total points (42), first downs (28), rushing first downs (18) and third-down efficiency (75%), while the 237 yards allowed by the defense was the second-lowest total in Denver's 21-game playoff history.

The Broncos scored touchdowns on each of their first three possessions, racking up a 21-0 lead on 32 offensive plays, during which the Jaguars ran only six. Terrell Davis capped Denver's opening drive with a 2-yard touchdown run and Rod Smith punctuated the next when he reeled in a 43-yard touchdown pass from John Elway. The lead was increased to 21-0 when Davis—who set franchise postseason records for rushing attempts (31), rushing yards (184) and longest run from scrimmage (59) before leaving in the third quarter with bruised ribs—tied the franchise records for rushing touchdowns and total touchdowns in a postseason game with his second of the day, this one from 5 yards out.

The Jaguars answered by scoring the game's next 17 points, courtesy of a 1-yard Natrone Means touchdown run before the half, a 38-yard Mike Hollis field goal early in the third quarter and a blocked punt by Travis Davis, which the Jacksonville safety returned 29 yards for a touchdown to pull the Jaguars to within 21-17.

But the Broncos dominated from there, as Derek Loville took over for the injured Davis and slashed his way to 103 yards (second-most by a Bronco in postseason) on 11 attempts, and scored two fourth-quarter touchdowns on runs of 25 and 8 yards to tie the club touchdown record already achieved in the game by Davis. Vaughn Hebronn then got into the act, scoring Denver's fifth rushing touchdown of the day on a 6-yard run with 1:11 remaining, to push the lead to its final margin of 42-17. With Davis' 184 rushing yards and Loville's 103, Denver became just the third team in NFL postseason history to boast two 100-yard rushers in the same game. Additionally, Denver's 40 minutes and 59 seconds of possession time and their 310 rushing yards both were the fifth-highest recorded in an NFL playoff game.

OFFICIALS

Referee —Bernie Kukar (86); **Umpire** — Jeff Rice (44); **Head Linesman** — John Schleyer (21); **Line Judge** — Tom Barnes (55).

Back Judge — Tom Sifferman (118); **Side Judge** — Doug Toole (4); **Field Judge** — Bill Leavy (127)

STARTING LINEUPS

Jacksonville Jaguars

Offense			Defense			Offense			Defense		
WR	82	J. Smith	LE	56	J. Lageman	WR	80	R. Smith	LE	90	N. Smith
LT	71	T. Bosselli	LT	71	R. Wynn	LT	65	G. Zimmerman	LT	94	K. Traylor
LG	52	B. Coleman	RT	93	E. Josko	LG	66	M. Schlereth	RT	96	M. Romanowski
C	79	D. Widell	RE	96	C. Simmons	C	66	T. Nalen	RE	91	A. Williams
RG	76	R. Tylski	SLB	51	K. Hardy	RG	75	B. Hahib	WLB	51	J. Mobley
RT	72	L. Searcy	MLB	58	B. Schwartz	RT	77	T. Jones	ALB	57	A. Aldridge
TE	83	P. Mitchell	LB	50	E. Robinson	TE	84	S. Sharpe	SLB	53	B. Romanowski
QB	7	K. McCardell	WLB	41	D. Thomas	WR	87	E. McCaffrey	LCB	39	R. Crockett
RB	8	M. Brunell	DB	7	D. Fiquet	QB	9	C. Jordan	SS	27	S. Athwater
RB	20	N. Means	SS	45	T. Davis	RB	30	T. Davis	FS	27	S. Athwater
TE	88	D. Jones	FS	37	C. Hudson	FB	29	H. Griffith	SS	34	T. Braxton

Denver Broncos

Offense			Defense		
WR	80	R. Smith	LE	90	N. Smith
LT	65	G. Zimmerman	LT	94	K. Taylor
LG	69	M. Schlertner	RT	96	M. Tanusava
C	66	T. Nalen	RE	91	A. Williams
RG	75	B. Habib	WLB	51	J. Mobley
RT	77	T. Jones	MLB	57	A. Aldridge
TE	84	S. Sharpe	SLB	53	B. Romanowski
WR	87	E. McCaffrey	LCB	39	R. Crockett
QB	7	J. Elway	RCB	23	D. Gordon
RB	30	T. Davis	FS	27	S. Atwater
PB	29	H. Griffith	SS	34	T. Braxton

DENVER SUBSTITUTIONS: K 1 Jason Elam, QB 6 B. Brister, P 16 T. Rouen, CB 21 R. Hillard, RB 22 V. Hebron, CB 25 D. Johnson, CB 26 T. McKyer, RB 31 D. Loville, S 32 T. Veland, S 33 D. Dodge, RB 37 A. Lynn, FB 42 D. Smith, LB 58 K. Burns, LB 59 G. Cadrez, G 63 D. Diaz-Infante, 77 H. Swayne, WR 31 M. Jeffers, WR 85 W. Green, TE 86, Chamberlain, TE 89 D. Carswell, DT 93 T. Pryce, DE 96 H. Hasselbach, DT 97 M. Lodish. **INACTIVE:** QB 8 J. Lewis, LB 50 J. Hesse, LB 58 S. Russ, C/G 62 D. Neil, T 70 J. Brown, DE 72 E. Jones, WR 88 S. Wilson, DT 99 R. Richie.

FIELD GOALS (made (___) & missed)

M. Hollis	(38)	J. Elam	(25)			
		1	2	3	4	OT TOTAL
VISITOR	Jacksonville Jaguars	0	7	10	0	— 17
HOME	Denver Broncos	14	7	0	21	— 42

Team	Qtr	Clock Time	SCORING PLAY	SCORE	
				Visitor	Home
BRONCOS	1	7:39	T. Davis 2 yd. run (J. Elam, kick) (15-73, 7:21)	0	7
BRONCOS	1	2:37	R. Smith 43 yd. pass from J. Elway (J. Elam, kick) (6-60, 4:07)	0	14
BRONCOS	2	10:46	T. Davis 5 yd. run (J. Elam, kick) (11-92, 5:16)	0	21
JAGUARS	2	5:09	N. Means 1 yd. run (M. Hollis, kick) (9-79, 5:37)	7	21
JAGUARS	3	13:33	M. Hollis 38 yd. Field Goal (4-7, 1:27)	10	21
JAGUARS	3	9:16	T. Davis 28 yd. blocked punt return (M. Hollis, kick)	17	21
BRONCOS	4	13:21	D. Loville 25 yd. run (J. Elam, kick) (2-48, 0:37)	17	28
BRONCOS	4	3:43	D. Loville 8 yd. run (J. Elam, kick) (10-80, 5:28)	17	35
BRONCOS	4	1:11	V. Hebron 6 yd. run (J. Elam, kick) (2-9, 0:49)	17	42

FINAL BRONCOS DEFENSIVE STATISTICS

(Based on unofficial press box statistics)

Player	UT	A	TT	PD	FR	FF	S-Yds	I-Yds	Player	UT	A	TT	PD	FR	FF	S-Yds	I-Yds
J. Mobley	4	2	6	0	0	0	0-0	0-0	R. Crockett	1	0	1	0	0	0	0-0	0-0
D. Gordon	5	0	5	4	0	0	1-8	1-0	T. Pryce	1	0	1	0	0	0	1-0	0-0
B. Romanowski	3	1	4	0	0	0	0-0	0-0	A. Williams	1	0	1	0	0	0	0-0	0-0
K. Traylor	3	1	4	1	0	0	0-0	0-0	H. Hasselbach	0	1	1	0	0	0	0-0	0-0
N. Smith	2	1	3	1	0	0	0-0	0-0	K. Burns	0	0	0	0	0	0	0-0	0-0
G. Cadrez	2	0	2	0	0	0	0-0	0-0	D. Johnson	0	0	0	1	0	0	0-0	0-0
M. Tanuvasa	1	1	2	0	0	0	1-8	0-0	M. Lodish	0	0	0	0	0	0	0-0	0-0
S. Alwator	0	0	2	0	0	0	0-0	0-0	T. McKyer	0	0	0	0	0	0	0-0	0-0
A. Aldridge	1	0	1	0	1	0	0-0	0-0	T. Voland	0	0	0	0	0	0	0-0	0-0
T. Braxton	1	0	1	0	0	0	0-0	0-0	Team Totals	25	9	34	9	1	0	3-16	1-0

FINAL INDIVIDUAL STATISTICS

Jaguars

RUSHING							RUSHING												
ATT	YS	AVG		LG		TD	ATT	YDS	AVG		LG		TD						
N. Means	10	40	4.0		14		1	T. Davis	31	184	5.9		59	2					
J. Stewart	1	6	6.0		6		0	D. Loville	11	103	9.4		44	2					
M. Brunell	3	4	1.3		5		0	V. Hebbron	6	23	3.8		6t	1					
								J. Elway	1	0	0.0		0	0					
Total	14	50	3.6		14		1	Total	49	310	6.3		59	5					
PASSING							PASSING												
ATT	CMP	YDS	TKD/YD		TD	LG	IN	ATT	CMP	YDS	TKD/YD		TD	LG	IN				
M. Brunell	32	18	203	3/16		0	37	1	J. Elway	24	16	223	3/22		1	43t	0		
Total	32	18	203	3/16		0	37	1	Total	24	16	223	3/22		1	43t	0		
PASS RECEIVING							PASS RECEIVING												
	NO		YDS		LG		TD		NO		YDS		LG		TD				
K. McGardell	6		55		20		0	T. Davis	4		11		6		0				
J. Smith	6		55		16		0	R. Smith	3		99		43t		1				
J. Stewart	3		46		26		0	E. McCaffrey	2		33		25		0				
D. Jones	1		37		37		0	W. Green	2		32		22		0				
P. Mitchell	1		7		7		0	S. Sharpe	2		29		23		0				
N. Means	1		3		3		0	H. Griffith	2		9		8		0				
								D. Loville	1		10		10		0				
Total	18		203		37		0	Total	16		223		43t		1				
INTERCEPTIONS							INTERCEPTIONS												
	NO		YDS		LG		TD		NO		YDS		LG		TD				
	0		0		0		0	D. Gordon	1		0		0		0				
Total	0		0		0		0	Total	1		0		0		0				
PUNTING							PUNTING												
	NO		YDS		AVG		TB	IN20	LG		NO		YDS		AVG		TB	IN20	LG
B. Barker	4		118		29.5		0	1	35	T. Rouen	2		99		49.5		0	1	53
										(BLOCKED)	1		0		0.0		0	0	0
Total	4		118		29.5		0	1	35	Total	3		99		33.0		0	1	53
PUNT RETURNS							PUNT RETURNS												
	NO		FC		YDS		LG		TD		NO		FC		YDS		LG		TD
R. Barlow	1		0		5		5		0	D. Gordon	1		0		14		14		0
(DOWNED)	1		0		0		0		0	(DOWNED)	1		0		0		0		0
Returns	1				5		5		0	(OUT OF BOUNDS)	2		0		0		0		0
										Returns	1		14		14		0		
KICKOFF RETURNS							KICKOFF RETURNS												
	NO		FC		YDS		LG		TD		NO		FC		YDS		LG		TD
R. Barlow	3		0		118		58		0	V. Hebbron	3		0		87		51		0
M. Logan	3		0		44		18		0	(TOUCHBACK)	1		0		0		0		0
T. Hallock	1		0		6		6		0										
D. Jones	0		0		-2		-2		0	Returns	3				87		51		0
Returns	7				166		58		0										
Jacksonville Jaguars							Denver Broncos												
FUMBLES	Fum	Own Rec.	Yds	TD	FF	Opp. Rec.	Yds	TD	Out Bnds	FUMBLES	Fum	Own Rec.	Yds	TD	FF	Opp. Rec.	Yds	TD	Out Bnds
C. Simmons	0	0	0	0	1	0	0	0	0	J. Elway	3	1	-10	0	0	0	0	0	0
C. Hudson	0	0	0	0	1	0	0	0	0	A. Aldridge	0	0	0	0	0	1	0	0	0
R. Wynn	0	0	0	0	0	1	0	0	0										
M. Brunell	1	0	0	0	0	0	0	0	0										
D. Thomas	0	0	0	0	0	1	0	0	0										
Total	1	0	0	0	2	2	0	0	0	Total	3	1	-10	0	0	1	0	0	0

FINAL TEAM STATISTICS

	VISITOR JAGUARS	HOME BRONCOS
TOTAL FIRST DOWNS		
By Rushing	14	28
By Passing	3	18
By Penalty	9	8
	2	2
THIRD DOWN EFFICIENCY	3-10-30%	12-16-75%
FOURTH DOWN EFFICIENCY	0-1-0%	1-1-100%
TOTAL NET YARDS	237	511
Total Offensive Plays (inc. times thrown passing)	49	76
Average gain per offensive play	4.8	6.7
NET YARDS RUSHING	50	310
Total Rushing Plays	14	49
Average gain per rushing play	3.6	6.3
NET YARDS PASSING	187	201
Times thrown - yards lost attempting to pass	3-16	3-22
Gross yards passing	203	223
PASS ATTEMPTS-COMPLETIONS-HAD INTERCEPTED	32-18-1	24-16-0
Average gain per pass play (inc. # thrown passing)	5.3	7.4
KICKOFFS Number- <u>In End Zone</u> -Touchbacks	4-1-1	7-0-0
PUNTS Number and Average	4-29.5	3-33
Had Blocked	0	1
FGs - PATs Had Blocked	0-0	0-0
TOTAL RETURN YARDAGE (Not Including Kickoffs)	5	14
No. and Yards Punt Returns	1-5	1-14
No. and Yards Kickoff Returns	7-166	3-87
No. and Yards Interception Returns	0-0	1-0
PENALTIES Number and Yards	9-54	9-94
FUMBLES Number and Lost	1-1	3-2
TOUCHDOWNS		
Rushing	3	6
Passing	1	5
Other (Blocked Kicks, etc.)	0	1
	2	0
EXTRA POINTS Made-Attempts	2-2	6-6
Kicking Made-Attempts	2-2	6-6
FIELD GOALS Made-Attempts	1-1	0-0
SAFETIES	0	0
FINAL SCORE	17	42
TIME OF POSSESSION	19:01	40:58

1996 AFC DIVISIONAL PLAYOFF GAME

JACKSONVILLE 30, DENVER 27

Jan. 4, 1997 • Mile High Stadium • Denver

Weather: Sunny, 46°, Wind NW 15 mph • Attendance: 75,678 • Time: 3:02

The Broncos' most successful season since 1991 came to a surprising end at the hands of the Jacksonville Jaguars in an AFC Divisional Playoff game in front of 75,678 stunned fans at Mile High Stadium, by a final score of 30-27. The loss was Denver's first of the season at home and only their second ever at home in the postseason.

The contest began on a promising note for the Broncos, as they scored on two of their first three possessions to take a 12-0 lead into the second quarter. First, Vaughn Hebronn scored his first ever postseason touchdown on a 1-yard plunge on fourth down. During that drive, Terrell Davis set a franchise record for the longest postseason run with a 47-yard scamper. On Denver's next possession, Shannon Sharpe hauled in an 18-yard pass from John Elway to produce the 12-point margin.

The Jaguars then proceeded to score on their next six possessions, with the first five being unanswered by the Broncos, producing a 23-12 advantage for Jacksonville. The Broncos responded with a 9-play, 57-yard drive, capped by a 2-yard touchdown run by Davis, who then tucked on the two-point conversion himself to cut the deficit to three. But then Mark Brunell, who threw for 245 yard and two touchdowns on the day, connected with Jimmy Smith on a critical third-and-five play at the Broncos' 16-yard line with 3:39 remaining in the game to restore a 10-point advantage.

The Broncos again pulled to within three points when Elway found Ed McCaffrey in the end zone for a 15-yard touchdown with 1:50 left, but Denver's magic ran out as the Jaguars held on for the 30-27 win.

During the contest, Elway — who played in his franchise-record 15th postseason game — passed Terry Bradshaw for fourth place on the all-time NFL postseason list for pass attempts. Natrone Means, who led Jacksonville's 203-yard ground attack, rushed for 140 yards on 21 carries. Brunell added 44 more on seven rushes.

OFFICIALS

Referee — Rod Cashion (43); Umpire — Art Dammas (78); Line Judge — Byron Boston (18); Side Judge — Laird Hayes (125); Head Linesman — Sid Semon (109); Back Judge — Tim Millis (80); Field Judge — John Robison (46)

STARTING LINEUPS

Jacksonville Jaguars

Offense		Defense	
WR 82	J. Smith	LE 56	J. Lageman
LT 71	T. Boselli	LT 92	D. Davey
LG 62	B. Coleman	RT 64	J. Jurkovic
C 79	R. Widdell	RE 96	C. Simmons
RG 76	R. Tysick	SLB 51	K. Hardy
RT 72	L. Searcy	MLB 55	T. McManus
TE 86	D. Brown	WLB 50	E. Robinson
WR 87	K. McCardell	LCB 21	A. Beasley
QB 8	M. Brunell	RCB 25	M. Washington
RB 20	N. Means	SS 28	D. Hall
FB 35	L. Maston	FS 37	C. Hudson

Denver Broncos

Offense		Defense	
WR 83	A. Miller	LE 90	D. Williams
LT 65	G. Zimmerman	LT 97	M. Lodish
LG 69	M. Schlereth	RT 95	M. Perry
C 66	T. Nalen	RE 91	A. Williams
RG 75	B. Habib	WLB 51	J. Mobley
RT 76	B. Thompson	MLB 57	A. Aldridge
TE 84	S. Sharpe	SLB 53	B. Romanowski
WR 87	E. McCaffrey	LCB 39	R. Crockett
QB 7	J. Elway	RCB 48	L. Washington
HB 30	T. Davis	FS 27	S. Atwater
FB 29	A. Craver	SS 34	T. Braxton

DENVER SUBSTITUTIONS: 1 J. Elam, 16 T. Rouen, 20 T. James, 21 R. Hilliard, 22 V. Hebronn, 25 D. Johnson, 31 R. Jones, 37 T. Hauck, 38 R. Rivers, 56 K. Burns, 59 G. Cadrez, 70 J. Brown, 79 J. Geathers, 80 R. Smith, 82 P. Jeffers, 86 B. Chamberlain, 94 J. Robinson, 96 H. Hasselbach, 98 M. Tanuvasa. **DID NOT PLAY:** 8 J. Lewis, 63 D. Diaz-Infante. **INACTIVE:** 11 T. Rubley, 42 D. Smith, 54 B. Hager, 64 R. Tamm, 67 M. Campbell, 68 R. McElroy, 72 E. Jones, 81 T. Kinchen.

FIELD GOALS (made () & missed)

M. Hollis (46) (42) (22)

VISITOR	Jacksonville Jaguars	1	2	3	4	OT	TOTAL
HOME	Denver Broncos	0	13	7	10	—	30
		12	0	0	15	—	27

Team	Qtr	Clock Time	SCORING PLAY	SCORE
				Visitor Home
BRONCOS	1	6:22	V. Hebronn 1 yd. run (No good, blocked) (6-50, 2:58)	0 6
BRONCOS	1	0:33	S. Sharpe 18 yd. pass from J. Elway (2-pt. Att. Failed) (7-64, 3:52)	0 12
JAGUARS	2	11:15	M. Hollis 46 yd. Field Goal (10-50, 4:18)	3 12
JAGUARS	2	2:58	N. Means 8 yd. run (M. Hollis, kick) (10-80, 5:21)	10 12
JAGUARS	2	0:10	M. Hollis 42 yd. Field Goal (5-65, 0:47)	13 12
JAGUARS	3	8:51	K. McCardell 31 yd. pass from M. Brunell (M. Hollis, kick) (7-75, 3:18)	20 12
JAGUARS	4	10:51	M. Hollis 22 yd. Field Goal (17-88, 8:32)	23 12
BRONCOS	4	7:37	T. Davis 2 yd. run (T. Davis, run) (9-57, 3:14)	23 20
JAGUARS	4	3:39	J. Smith 16 yd. pass from M. Brunell (M. Hollis, kick) (9-74, 3:58)	30 20
BRONCOS	4	1:50	E. McCaffrey 15 yd. pass from J. Elway (J. Elam, kick) (8-80, 1:49)	30 27

FINAL BRONCOS DEFENSIVE STATISTICS

(from unofficial press box statistics)

Player	UT	A	TT	PD	FR	FF	S-Yds	I-Yds	Player	UT	A	TT	PD	FR	FF	S-Yds	I-Yds
T. Braxton	10	1	11	0	0	0	0-0	0-0	M. Lodish	2	0	2	0	0	0	0-0	0-0
J. Mobley	6	2	8	1	0	0	0-0	0-0	B. Romanowski	2	0	2	0	0	0	0-0	0-0
S. Atwater	6	0	6	0	0	0	0-0	0-0	H. Hasselbach	1	0	1	0	0	0	0-0	0-0
A. Aldridge	5	1	6	1	0	0	1-0.4	0-0	R. Hilliard	1	0	1	0	0	0	0-0	0-0
M. Perry	4	1	5	0	0	0	0-0	0-0	M. Tanuvasa	1	0	1	2	0	0	0-0	0-0
D. Williams	2	2	4	1	0	0	1-0.1	0-0	A. Williams	1	0	1	0	0	0	0-0	0-0
R. Crockett	2	0	2	1	0	0	0-0	0-0	K. Burns	0	0	0	0	0	0	0-0	0-0
T. Hauck	2	0	2	0	0	0	0-0	0-0	Team Totals	47	7	54	6	0	0	2-0.5	0-0
T. James	2	0	2	0	0	0	0-0	0-0									

FINAL INDIVIDUAL STATISTICS

Jacksonville Jaguars						
RUSHING	ATT	YDS	AVG	LG	TD	
N. Means	21	140	6.7	21	1	
M. Brunell	7	44	6.3	29	0	
J. Stewart	8	19	2.4	5	0	
Total	36	203	5.6	29	1	

PASSING	ATT	CMP	YDS	TKD/ YD	TD	LG	IN
M. Brunell	29	18	245	2/5	2	44	0
Total	29	18	245	2/5	2	44	0

PASS RECEIVING	NO	YDS	LG	TD
K. McCardell	5	59	31	1
N. Means	4	46	29	0
J. Smith	3	71	44	1
W. Jackson	3	35	19	0
P. Mitchell	2	9	8	0
J. Stewart	1	25	25	0
Total	18	245	44	2

INTERCEPTIONS	NO	YDS	LG	TD
Total	0	0	0	0

PUNTING	NO	YDS	AVG	TB	IN20	LG
B. Barker	3	119	39.7	0	0	49
Total	3	119	39.7	0	0	49

PUNT RETURNS	NO	FC	YDS	LG	TD
C. Hudson	1	2	3	3	0
(DOWNED)	1	0	0	0	0
(TOUCHBACK)	1	0	0	0	0
Returns	1	3	3	0	0

KICKOFF RETURNS	NO	FC	YDS	LG	TD
B. Brooks	4	0	75	29	0
L. Maston	0	0	0	0	0

Returns	4	75	29	0
Jacksonville Jaguars	Own	Opp.	Out	
FUMBLES	Fum	Rec.	Yds	TD
T. McManus	0	0	0	0
Total	0	0	0	0

Denver Broncos						
RUSHING	ATT	YDS	AVG	LG	TD	
T. Davis	14	91	6.5	47	1	
J. Elway	5	30	6.0	19	0	
V. Hebronn	2	5	2.5	4	1	
Total	21	126	6.0	47	2	

PASSING	ATT	CMP	YDS	TKD/ YD	TD	LG	IN
J. Elway	38	25	226	1/1	2	18	0
Total	38	25	226	1/1	2	18	0

PASS RECEIVING	NO	YDS	LG	TD
T. Davis	7	24	6	0
A. Miller	5	67	18	0
E. McCaffrey	5	54	15	1
A. Craver	3	17	7	0
S. Sharpe	2	31	18	1
D. Carswell	2	18	10	0
R. Smith	1	15	15	0
Total	25	226	18	2

INTERCEPTIONS	NO	YDS	LG	TD
Total	0	0	0	0

PUNTING	NO	YDS	AVG	TB	IN20	LG
T. Rouen	5	213	42.6	1	3	52
Total	5	213	42.6	1	3	52

PUNT RETURNS	NO	FC	YDS	LG	TD
R. Smith	2	0	12	6	0
(OUT OF BOUNDS)	1	0	0	0	0
Returns	2	12	6	0	0

KICKOFF RETURNS	NO	FC	YDS	LG	TD
V. Hebronn	3	0	85	38	0
B. Chamberlain	1	0	15	15	0
K. Burns	1	0	14	14	0
P. Jeffers	1	0	9	9	0
(TOUCHBACK)	1	0	0	0	0
Returns	6	123	38	0	0

Jacksonville Jaguars	Own	Opp.	Out	
FUMBLES	Fum	Rec.	Yds	TD
D. Carswell	1	1	0	0
Total	1	1	0	0

FINAL TEAM STATISTICS

VISITOR JAGUARS		HOME BRONCOS	
TOTAL FIRST DOWNS	22	21	
By Rushing	9	7	
By Passing	11	13	
By Penalty	2	1	
THIRD DOWN EFFICIENCY	8-15-53%	6-12-50%	
FOURTH DOWN EFFICIENCY	0-0-0%	1-1-100%	
TOTAL NET YARDS	443	351	
Total Offensive Plays (inc. times thrown passing)	67	60	
Average gain per offensive play	6.6	5.9	
NET YARDS RUSHING	203	126	
Total Rushing Plays	36	21	
Average gain per rushing play	5.6	6.0	
NET YARDS PASSING	240	225	
Times thrown — yards lost attempting to pass	2-5	1-1	
Gross yards passing	245	226	
PASS ATTEMPTS-COMPLETIONS-HAD INTERCEPTED	29-18-0	38-25-0	
Average gain per pass play (inc. # thrown passing)	7.7	5.8	
KICKOFFS Number-In End Zone-Touchbacks	7-1-1	5-2-0	
PUNTS Number and Average	3-39.7	5-42.6	
Had Blocked	0	0	
FGs — PATs Had Blocked	0-0	0-0	
TOTAL RETURN YARDAGE (Not including Kickoffs)	3	12	
No. and Yards Punt Returns	1-3	2-12	
No. and Yards Kickoff Returns	4-75	6-123	
No. and Yards Interception Returns	0-0	0-0	
PENALTIES Number and Yards	3-18	8-64	
FUMBLES Number and Lost	0-0	1-0	
TOUCHDOWNS	3	4	
Rushing	1	2	
Passing	2	2	
EXTRA POINTS Made-Attempts	3-3	2-4	
Kicking Made-Attempts	3-3	1-2	
Rushing Made-Attempts	0-0	1-1	
Passing Made-Attempts	0-0	0-1	
FIELD GOALS Made-Attempts	3-3	0-0	
SAFETIES	0	0	
FINAL SCORE	30	27	
TIME OF POSSESSION	32:24	27:36	

1993 AFC WILD CARD GAME

LOS ANGELES RAIDERS 42, DENVER 24

Jan. 9, 1994 • Los Angeles Coliseum • Los Angeles, Calif.

Weather: Sunny, 76°, Wind 0 mph • Attendance: 66,094 • Time: 3:36

The Broncos returned to the playoffs after a one-year hiatus and faced the L.A. Raiders for the second time in as many weeks, but unlike the previous week, this time it was a do-or-die situation for both teams.

Early on the game looked to have the makings of a defensive struggle, with both teams going four downs and out on their first possession, but the game's pace quickly picked up on the second possession. The Raiders struck first on a 7-play, 80-yard drive that was capped with a nine-yard touchdown pass from quarterback Jeff Hostetler to tight end Ethan Horton.

Quarterback John Elway and the Broncos responded with a drive of their own, going 63 yards in 7 plays, as Elway hooked up with tight end Shannon Sharpe for a 23-yard touchdown. The Raiders bounced back with a 65-yard touchdown toss to wide receiver Tim Brown to take a 14-7 lead. The Broncos responded by driving 64 yards in 11 plays setting up a 16-yard touchdown toss from Elway to tight end Reggie Johnson to tie the score. Hostetler continued to be red hot on the Raiders' next possession, leading the club 84 yards in just five plays, wide receiver James Jett helped pad Hostetler's totals by catching a 54-yard touchdown pass in the five-play drive.

As bad as the Broncos defensive looked in three straight possessions, the Broncos offense picked up the slack. In the Broncos' last drive of the half, the offense chewed up nearly seven minutes and went 77 yards to tie the score 14-14. Wide receiver Derek Russell caught a six-yard scoring pass that tied the score, but the real hero of the drive was John Elway who completed passes to six different receivers and showed his versatility by running twice.

The two teams combined for nearly 500 yards of total offense by halftime, but only the Raiders continued that pace in the second half. After receiving the opening kickoff, the Broncos failed to move the ball on their first three possessions, giving the Raiders great field position after three punts that averaged 30 yards by Tom Rouen. The Raiders took advantage, starting drives at the Denver 43 and 35, and their own 48, and parlayed two of those into touchdowns on drives of three and five plays to take a commanding 35-21 lead.

The Broncos made a dent in the score at the beginning of the fourth period on a 33-yard field goal by Jason Elam, but the Raiders responded to that with a 10-play, 76-yard drive that was capped by Napoleon McCallum's third touchdown of the game from one yard out. That would prove to be all of the scoring, as the Raiders walked away with a 42-24 victory.

OFFICIALS

Referee — Bob McElwee (95); Umpire — Al Conway (27); Line Judge — Tom Barnes (55); Side Judge — Don Wedge (28); Head Linesman — Aaron Pointer (79); Back Judge — Bill Lovett (98); Field Judge — Don Hakes (96)

STARTING LINEUPS

Denver Broncos				Los Angeles Raiders			
Offense		Defense		Offense		Defense	
WR 88 J. Evans	LE 99 S. Dronett	WR 89 A. Wright	LE 75 H. Long	WR 89 A. Wright	LE 75 H. Long	WR 89 A. Wright	LE 75 H. Long
LT 65 G. Zimmerman	NT 71 G. Kragen	LT 71 G. Perry	LT 91 C. McGlockton	LT 71 G. Perry	LT 91 C. McGlockton	LT 71 G. Perry	LT 91 C. McGlockton
LG 79 D. Widell	RE 91 W. Oshrodin	LG 76 S. Wisniewski	RE 93 G. Townsend	LG 76 S. Wisniewski	RE 93 G. Townsend	LG 76 S. Wisniewski	RE 93 G. Townsend
C 72 K. Kartz	LOLB 51 M. Croel	C 72 D. Mosebar	LLB 57 J. Kelly	C 72 D. Mosebar	LLB 57 J. Kelly	C 72 D. Mosebar	LLB 57 J. Kelly
RG 75 B. Habib	LILB 77 K. Mecklenburg	RG 65 M. Montoya	LLB 57 J. Kelly	RG 65 M. Montoya	LLB 57 J. Kelly	RG 65 M. Montoya	LLB 57 J. Kelly
TE 68 R. Freeman	MLB 57 D. Wyman	TE 68 B. Wilkerson	MLB 57 J. Kelly	TE 68 B. Wilkerson	MLB 57 J. Kelly	TE 68 B. Wilkerson	MLB 57 J. Kelly
RT 89 R. Johnson	ROLB 73 S. Fletcher	TE 88 E. Horton	RLB 99 W. Moss	TE 88 E. Horton	RLB 99 W. Moss	TE 88 E. Horton	RLB 99 W. Moss
WR 87 C. Tillman	LCB 34 T. Braxton	WR 81 T. Brown	LCB 36 T. McDaniel	WR 81 T. Brown	LCB 36 T. McDaniel	WR 81 T. Brown	LCB 36 T. McDaniel
QB 7 J. Elway	RCB 23 R. Bradford	QB 15 J. Hostetler	RCB 48 L. Washington	QB 15 J. Hostetler	RCB 48 L. Washington	QB 15 J. Hostetler	RCB 48 L. Washington
RB 39 R. Delpino	SS 49 D. Smith	RB 41 N. McCallum	SS 20 D. Hoskins	RB 41 N. McCallum	SS 20 D. Hoskins	RB 41 N. McCallum	SS 20 D. Hoskins
TE 84 S. Sharpe	FS 27 S. Atwater	RB 21 R. Montgomery	FS 33 E. Anderson	RB 21 R. Montgomery	FS 33 E. Anderson	RB 21 R. Montgomery	FS 33 E. Anderson

DENVER SUBSTITUTIONS: 1 J. Elam, 8 T. Maddox, 16 T. Rouen, 21 L. Lang, 22 G. Milburn, 31 R. Jones, 36 F. Robinson, 37 A. Lynn, 38 R. Rivers, 40 D. Hall, 42 K. Taylor, 47 D. Pool, 54 M. Donahue, 58 E. Alexander, 59 T. Lucas, 64 J. Melander, 76 K. Scrufford, 78 D. Maggs, 80 T. Kimbrough, 85 D. Russell, 86 A. Marshall, 94 J. Robinson, 97 D. Drozdov. INACTIVE: 12 S. Moore, 29 C. Dimry, 52 J. Mills, 61 B. Meeks, 81 B. Rose, 83 M. Bonner, 90 D. Williams, 95 A. Taylor.

FIELD GOALS (made () & missed)

Visitor	Denver Broncos	1	2	3	4	OT	TOTAL
HOME	Los Angeles Raiders	7	14	0	3		24
		14	7	14	7		42

Team	Qtr	Clock	SCORING PLAY	SCORE
				Visitor Home
RAIDERS	1	9:17	E. Horton 9 yd. pass from J. Hostetler (J. Jaeger, kick) (7-80, 3:18)	0 7
BRONCOS	1	6:12	S. Sharpe 23 yd. pass from J. Elway (J. Elam, kick) (7-65, 3:05)	7 7
RAIDERS	1	2:25	T. Brown 65 yd. pass from J. Hostetler (J. Jaeger, kick) (6-78, 3:47)	7 14
BRONCOS	2	10:06	R. Johnson 16 yd. pass from J. Elway (J. Elam, kick) (12-80, 7:19)	14 14
RAIDERS	2	7:28	J. Jett 54 yd. pass from J. Hostetler (J. Jaeger, kick) (5-84, 2:38)	14 21
BRONCOS	2	0:32	D. Russell 6 yd. pass from J. Elway (J. Elam, kick) (13-77, 6:56)	21 21
RAIDERS	3	8:08	N. McCallum 26 yd. run (J. Jaeger, kick) (3-35, 1:25)	21 28
RAIDERS	3	4:27	N. McCallum 2 yd. run (J. Jaeger, kick) (5-52, 2:31)	21 35
BRONCOS	4	12:36	J. Elam 33 yd. Field Goal (8-63, 2:32)	24 35
RAIDERS	4	6:43	N. McCallum 1 yd. run (J. Jaeger, kick) (10-76, 5:53)	24 42

FINAL BRONCOS DEFENSIVE STATISTICS

(Based on unofficial press box totals)

Player	UT	A	TT	PD	FR	FF	S-Yds	I-Yds	Player	UT	A	TT	PD	FR	FF	S-Yds	I-Yds
D. Smith	6	1	7	0	0	0	0-0	0-0	S. Dronett	2	0	2	0	0	0	0-0	0-0
D. Wyman	5	2	7	0	0	0	0-0	0-0	L. Lang	2	0	2	0	0	0	0-0	0-0
K. Mecklenburg	4	2	6	0	0	0	0-0	0-0	W. Oshrodin	2	0	2	0	0	0	0-0	0-0
S. Atwater	5	0	5	0	0	0	0-0	0-0	D. Hall	1	1	2	0	0	0	0-0	0-0
R. Bradford	4	0	4	0	0	0	0-0	0-0	G. Kragen	2	0	2	0	0	0	0-0	0-0
T. Braxton	3	0	3	0	0	0	0-0	0-0	E. Alexander	0	1	1	0	0	0	0-0	0-0
M. Croel	3	0	3	1	0	0	0-0	0-0	Team Totals	39	9	48	1	0	0	2-3	0-0
S. Fletcher	2	0	2	0	0	0	2-3	0-0									

FINAL INDIVIDUAL STATISTICS

Denver Broncos							Los Angeles Raiders								
RUSHING	ATT	YDS	AVG	LG	TD		RUSHING	ATT	YDS	AVG	LG	TD			
R. Delpino	9	32	3.6	16	0		N. McCallum	13	81	6.2	26	3			
J. Elway	5	23	4.6	6	0		T. Montgomery	15	50	3.3	15	0			
R. Rivers	1	2	2.0	2	0		J. Hostetler	4	5	1.3	4	0			
T. Maddox	1	1	1.0	1	0										
G. Milburn	2	-2	-1.0	1	0										
Total	18	56	3.1	16	0		Total	32	136	4.3	26	3			
PASSING	ATT	CMP	YDS	TD	LG	IN	PASSING	ATT	CMP	YDS	TD	LG	IN		
J. Elway	47	29	302	1/5	3	25	1	Hostetler	19	13	294	2/3	3	65	0
T. Maddox	7	3	34	0/0	0	13	0								
Total	54	32	336	1/5	3	25	1	Total	19	13	294	2/3	3	65	0
RECEIVING	NO	YDS	LG	TD			RECEIVING	NO	YDS	LG	TD				
S. Sharpe	13	156	23	1			J. Jett	3	111	54	1				
A. Marshall	5	69	20	0			T. Brown	3	86	65	1				
G. Milburn	5	8	6	0			E. Horton	3	45	33	1				
D. Russell	2	31	25	1			T. Montgomery	3	29	18	0				
C. Tillman	2	25	16	0			A. Wright	1	23	23	0				
R. Johnson	2	19	16	1											
K. Taylor	1	13	13	0											
R. Rivers	1	8	8	0											
J. Evans	1	7	7	0											
Total	32	336	25	3			Total	13	294	65	3				
INTERCEPTIONS	NO	YDS	LG	TD			INTERCEPTIONS	NO	YDS	LG	TD				
	0	0	0	0			T. Dorn	1	1	1	0				
Total	0	0	0	0			Total	1	1	1	0				
PUNTING	NO	YDS	AVG	TB	IN20	LG	PUNTING	NO	YDS	AVG	TB	IN20	LG		
Rouen	4	135	33.8	1	0	45	J. Gossett	4	170	42.5	0	1	50		
Total	4	135	33.8	1	0	45	Total	4	170	42.5	0	1	50		
PUNT RETURNS	NO	FC	YDS	LG	TD		PUNT RETURNS	NO	FC	YDS	LG	TD			
G. Milburn	3	0	38	18	0		(DOWNED)	1	0	0	0	0			
(DOWNED)	1	0	0	0	0		(OUT OF BOUNDS)	2	0	0	0	0			
							(TOUCHBACK)	1	0	0	0	0			
Returns	3		38	18	0		Returns	0		0	0	0			
KICKOFF RETURNS	NO	FC	YDS	LG	TD		KICKOFF RETURNS	NO	FC	YDS	LG	TD			
G. Milburn	6	0	85	21	0		W. Gault	4	0	55	20	0			
(OUT OF BOUNDS)	1	0	0	0	0		(TOUCHBACK)	1	0	0	0	0			
Returns	6		85	21	0		Returns	4		55	20	0			
Denver Broncos	Own	Opp.	Opp.	Opp.	Opp.	Opp.	L.A. Raiders	Own	Opp.	Opp.	Opp.	Opp.	Opp.		
FUMBLES	Fum	Rec.	Yds	TD	FF	Rec.	Fum	Rec.	Yds	TD	FF	Rec.	Yds		
J. Elway	1	0	0	0	0	0	A. Smith	1	0	0	0	0	0		
K. Kartz	0	1	0	0	0	0									
T. Maddox	1	1	0	0	0	0									
Total	2	2	0	0	0	0	Total	0	0	0	0	1	0		

FINAL TEAM STATISTICS

	VISITOR BRONCOS	HOME RAIDERS
TOTAL FIRST DOWNS	26	19
By Rushing	4	6
By Passing	18	10
By Penalty	4	3
THIRD DOWN EFFICIENCY	4-14-29%	5-9-56%
FOURTH DOWN EFFICIENCY	2-4-50%	0-0-0%
TOTAL NET YARDS	387	427
Total Offensive Plays (inc. times thrown passing)	73	53
Average gain per offensive play	5.3	8.1
NET YARDS RUSHING	56	136
Total Rushing Plays	18	32
Average gain per rushing play	3.1	4.3
NET YARDS PASSING	331	291
Times thrown — yards lost attempting to pass	1-5	2-3
Gross yards passing	336	294
PASS ATTEMPTS-COMPLETIONS-HAD INTERCEPTED	54-32-1	19-13-0
Average gain per pass play (inc. # thrown passing)	6.0	13.9
KICKOFFS Number-In End Zone-Touchbacks	5-1-1	7-0-0
PUNTS Number and Average	4-33.8	4-42.5
Had Blocked	0	0
FGs — PATs Had Blocked	0-0	0-0
TOTAL RETURN YARDAGE (Not Including Kickoffs)	38	1
No. and Yards Punt Returns	3-38	0-0
No. and Yards Kickoff Returns	6-85	4-55
No. and Yards Interception Returns	0-0	1-1
PENALTIES Number and Yards	10-97	17-130
FUMBLES Number and Lost	2-0	0-0
TOUCHDOWNS	3	6
Rushing	0	3
Passing	3	3
EXTRA POINTS Made-Attempts	3-3	6-6
FIELD GOALS Made-Attempts	1-1	0-0
SAFETIES	24	42
FINAL SCORE	31:09	28:51
TIME OF POSSESSION		

1991 AFC CHAMPIONSHIP GAME

BUFFALO 10, DENVER 7

Jan. 12, 1992 • Rich Stadium • Buffalo, N.Y.

Weather: Sunny, 42°, Wind SSW 15 mph • Attendance: 80,272 • Time: 2:59

The Broncos were denied their fifth AFC Championship, losing 10-7 to the Bills before 80,272 in Rich Stadium. Denver's defense shut down the high-powered Buffalo offense, limiting it to just 213 total yards and only 12 first downs, but the Broncos offense failed to capitalize on several first-half opportunities.

Buffalo punted on its first two drives after a total net of -2 yards, and had its third drive ended when nose tackle Greg Kragen tipped and then intercepted a pass on the Buffalo 29. But Denver could not take advantage as David Treadwell's 47-yard field goal attempt sailed wide right. The defense rose up again to thwart the Bills and the Broncos began their next drive on their own 24, but would later stall when Treadwell missed again, hitting the right upright from 42 yards out.

Once again the Bills punted after failing to get a first down, and a 10-yard punt return by Vance Johnson set Denver up on the 50. On first down, quarterback John Elway threw a middle screen to running back Steve Sewell, who gained 26 yards to the Buffalo 24. The Broncos could move no closer than the 20, and David Treadwell's 37-yard attempt hit the right upright, ending the last scoring threat of the first half. Through the first two quarters Denver outgained the Bills 123 yards to 58, had nine first downs to Buffalo's three, and had a time of possession of 20:19, but at halftime the score stood at 0-0.

The Bills' second drive of the third quarter began at their 20 and 11 plays later they faced a third-and-seven on Denver's 26. Kelly attempted to hit wide receiver James Lofton but cornerback Tyrone Braxton intercepted the ball and returned it to the Denver 19. On second-and-10 Elway attempted another middle screen to Sewell, but linebacker Carlton Bailey picked off the pass and ran 11 yards for a touchdown.

The Broncos' first possession of the fourth quarter began with Gary Kubiak at quarterback, replacing Elway, who left the game with an injured thigh muscle. Kubiak drove Denver from its 21 to the Buffalo 23, but the Broncos failed to convert a fourth-down attempt. The Bills then drove 50 yards in 9 plays to score on a 44-yard field goal by Scott Norwood. Now down 10-0, Kubiak engineered a frantic drive in which Denver covered 85 yards in 8 plays, and Kubiak scored a 3-yard quarterback draw to pull Denver within 3 points.

The ensuing onside kick was recovered by the Broncos' Steve Atwater, and Denver began its last chance drive on its 49 with 1:43 left on the clock and two time-outs. On first down, Kubiak hit Sewell for seven yards, but cornerback Kirby Jackson stripped the ball away and he recovered on the Buffalo 44. The Bronco defense forced the Bills to punt, but Denver could only reach the 50 as time ran out. Kubiak, playing his final game as a pro, outgained both Elway and Kelly, completing 11 of 12 passes for 136 yards.

OFFICIALS

Referee — Dale Harner (104); Umpire — Al Conway (27); Line Judge — Bill Reynolds (53); Side Judge — Doug Toole (4); Head Linesman — Sid Semon (109); Back Judge — Al Jury (106); Field Judge — Don Hakes (96)

STARTING LINEUPS

Denver Broncos

Buffalo Bills

Offense				Defense			
WR	83	M. Young	LE	91	W. Powers	WR	80
LT	62	J. Davidson	NT	71	G. Kragen	LT	69
LG	63	S. Farrell	RE	90	R. Holmes	LG	51
C	79	Da. Wietell	LOLB	73	S. Fletcher	C	67
RG	67	Do. Wietell	RILB	56	M. Brooks	RG	59
RT	76	K. Lanier	RILB	77	K. Mecklenburg	RT	75
WR	81	S. Sharpe	ROLB	51	M. Croel	WR	84
WR	85	D. Russell	LCB	34	T. Braxton	WR	83
QB	7	J. Elway	RCB	24	W. Henderson	QB	12
RB	28	G. Green	SS	49	D. Smith	RB	34
WR	82	V. Johnson	FS	27	S. Atwater	WR	82

DENVER SUBSTITUTIONS: 2 M. Horan, 8 G. Kubiak, 9 D. Treadwell, 21 L. Lang, 22 A. Montgomery, 29 C. Dimry, 30 S. Sewell, 38 R. Rivers, 41 G. Lewis, 48 R. Robbins, 54 K. Traylor, 59 T. Lucas, 60 N. Subis, 68 C. Ker, 70 B. Sochia, 72 K. Kartz, 74 H. Salem, 80 M. Jackson, 84 R. Nattiel, 88 C. Kay, 96 K. Walker. DID NOT PLAY: 52 J. Mills, 89 R. Johnson, INACTIVE: 12 S. Moore, 26 B. Humphrey.

FIELD GOALS (made () & missed)

D. Treadwell				S. Norwood (44)			
47WL	42WR	37WR					
				1	2	3	4
				0	0	0	7
				0	0	7	3
							—
							10

VISITOR				HOME			
Denver Broncos				Buffalo Bills			

FINAL BRONCOS DEFENSIVE STATISTICS

(Based on unofficial press box totals)

Player	UT	A	TT	PD	FR	FF	S-Yds	I-Yds
S. Fletcher	6	1	7	0	0	0	1-8	0-0
M. Brooks	5	2	7	0	0	0	0-0	0-0
G. Kragen	6	0	6	2	0	0	0-0	0-0
K. Mecklenburg	6	0	6	0	0	0	0-0	0-0
S. Atwater	4	2	6	1	0	0	0-0	0-0
W. Powers	4	2	6	0	0	0	0-0	0-0
D. Smith	4	0	4	0	0	0	0-0	0-0
R. Holmes	3	0	3	0	0	0	0-0	0-0
Team Totals	45	9	54	4	0	0	1-8	2-5

Denver Broncos											Buffalo Bills												
RUSHING	ATT	YDS	AVG	LG	TD	PASSING	ATT	YDS	AVG	LG	TD	RUSHING	ATT	YDS	AVG	LG	TD	PASSING	ATT	YDS	AVG	LG	TD
G. Green	19	53	2.8	18	0	T. Thomas	26	72	2.8	9	0	J. Kelly	25	13	117	1/8	0	25	2	25	13	117	1/8
G. Kubiak	3	22	7.3	11	1	A. Reed	1	16	16.0	16	0	K. Davis	6	7	1.2	4	0	C. Bailey	1	11	11	1	1
J. Elway	4	10	2.5	7	0	J. Kelly	2	9	4.5	10	0												
S. Sewell	4	3	0.8	6	0																		
V. Johnson	2	-7	-3.5	-1	0																		
Total	32	81	2.5	18	1	Total	35	104	3.0	16	0	Total	25	13	117	1/8	0	25	2	25	13	117	1/8
RECEIVING	ATT	CMP	YDS	TKD/ YD	TD	LG	IN	RECEIVING	ATT	CMP	YDS	TKD/ YD	TD	LG	IN	RECEIVING	ATT	CMP	YDS	TKD/ YD	TD	LG	IN
J. Elway	21	11	121	3/24	0	26	1	K. McKeller	3	39	25	0	0	25	2	K. McKeller	3	39	25	0	0	25	2
G. Kubiak	12	11	136	1/10	0	24	0	T. Thomas	3	15	8	0	0	0	0	T. Thomas	3	15	8	0	0	0	0
Total	33	22	257	4/34	0	26	1	A. Reed	2	19	10	0	0	0	0	A. Reed	2	19	10	0	0	0	0
RECEIVING	NO	YDS	LG	TD	INTERCEPTIONS	NO	YDS	LG	TD	PUNTING	NO	YDS	AVG	TB	IN20	LG	PUNTING	NO	YDS	AVG	TB	IN20	LG
V. Johnson	8	104	24	0	G. Kragen	1	0	0	0	Horan	8	304	38.0	1	0	49	C. Hicks	0	1	0	0	0	0
S. Sewell	7	78	26	0	T. Braxton	1	5	5	0	Total	8	304	38.0	1	0	49	(OUT OF BOUNDS)	1	0	0	0	0	0
S. Sharpe	3	40	15	0	Total	2	5	5	0								(DOWNED)	3	0	0	0	0	0
M. Young	3	25	10	0													(TOUCHBACK)	1	0	0	0	0	0
R. Nattiel	1	10	10	0													Returns	0	0	0	0	0	0
Total	22	257	26	0													Kickoff Returns	NO	FC	YDS	LG	TD	
INTERCEPTIONS	NO	YDS	LG	TD	PUNT RETURNS	NO	YDS	LG	TD	RETURNS	NO	FC	YDS	LG	TD	RETURNS	NO	FC	YDS	LG	TD	TD	
G. Kragen	1	0	0	0	V. Johnson	3	36	13	0								A. Edwards	1	0	24	24	0	
T. Braxton	1	5	5	0	(DOWNED)	1	0	0	0	Kickoff Returns	NO	FC	YDS	LG	TD								
Total	2	5	5	0	(TOUCHBACK)	1	0	0	0	A. Montgomery	2	0	34	18	0								
PUNTING	NO	YDS	AVG	TB	IN20	LG	KICKOFF RETURNS	NO	FC	YDS	LG	TD	RETURNS	NO	FC	YDS	LG	TD	TD	TD	TD	TD	
Horan	6	262	43.7	1	4	76	Russell	1	0	15	15	0											
Total	6	262	43.7	1	4	76	Total	3	49	18	0												
PUNT RETURNS	NO	FC	YDS	LG	TD	RETURNS	NO	FC	YDS	LG	TD	RETURNS	NO	FC	YDS	LG	TD	TD	TD	TD	TD		
V. Johnson	3	3	36	13	0																		
(DOWNED)	1	0	0	0	0																		
(TOUCHBACK)	1	0	0	0	0																		
Total	3	36	13	0																			
KICKOFF RETURNS	NO	FC	YDS	LG	TD	RETURNS	NO	FC	YDS	LG	TD	RETURNS	NO	FC	YDS	LG	TD	TD	TD	TD	TD		
A. Montgomery	2	0	34	18	0																		
D. Russell	1	0	15	15	0																		
Returns	3	49	18	0																			
Denver Broncos	Fumbles	Own	Rec.	Yds	TD	Opp.	Rec.	Yds	TD	Out	Ends	Buffalo Bills	Fumbles	Own	Rec.	Yds	TD	Opp.	Rec.	Yds	TD	Out	Ends
J. Elway	1	1	-5	0	0	0	0	0	0	0	0	L. Smith	0	0	0	0	1	0	0	0	0	0	0
S. Sewell	2	1	0	0	0	0	0	0	0	0	0	K. Jackson	0	0	0	0	1	1	0	0	0	0	
V. Johnson	1	0	0	0	0	0	0	0	0	0	0												
Da. Widdell	0	1	0	0	0	0	0	0	0	0	0												
Total	4	3	-5	0	0	0	0	0	0	0	0	Total	0	0	0	0	2	1	0	0	0	0	

FINAL TEAM STATISTICS

VISITOR																HOME	
BRONCOS																BILLS	
TOTAL FIRST DOWNS																20	12
By Rushing																6	5
By Passing																13	5
By Penalty																1	2
THIRD DOWN EFFICIENCY																3-14-21%	4-15-27%
FOURTH DOWN EFFICIENCY																0-1-0%	0-0-0%
TOTAL NET YARDS																304	213
Total Offensive Plays (inc. times thrown passing)																69	61
Average gain per offensive play																4.4	3.5
NET YARDS RUSHING																81	104
Total Rushing Plays																32	35
Average gain per rushing play																2.5	3.0
NET YARDS PASSING																223	109
Times thrown - yards lost attempting to pass																4-34	1-8
Gross yards passing																257	117
PASS ATTEMPTS-COMPLETIONS-HAD INTERCEPTED																33-22-1	25-13-2
Average gain per pass play (inc. # thrown passing)																6.0	4.2
KICKOFFS Number-In End Zone-Touchbacks																2-0-0	3-1-0
PUNTS Number and Average																6-43.7	8-38
Had Blocked																0	0
FGs - PATs Had Blocked																0-0	0-0
TOTAL RETURN YARDAGE (Not Including Kickoffs)																41	11
No. and Yards Punt Returns																3-36	0-0
No. and Yards Kickoff Returns																3-49	1-24
No. and Yards Interception Returns																2-5	1-11
PENALTIES Number and Yards																4-20	6-35
FUMBLES Number and Lost																4-1	0-0
TOUCHDOWNS																1	1
Rushing																1	0
Passing																0	0
Returns																0	1
EXTRA POINTS Made-Attempts																1-1	1-1
FIELD GOALS Made-Attempts																0-3	1-1
SAFETIES																0	0
FINAL SCORE																7	10
TIME OF POSSESSION																34:53	25:07

1991 AFC DIVISIONAL PLAYOFF GAME

DENVER 26, HOUSTON 24

Jan. 4, 1992 • Mile High Stadium • Denver

Weather: Sunny, 36°, Wind W 14 mph • Attendance: 75,301 • Time: 3:09

The Denver Broncos advanced to their fourth AFC Championship Game in six years after defeating Houston 26-24 before 75,301 in Mile High Stadium. David Treadwell's 28-yard field goal with 20 seconds remaining capped a 12-play, 78-yard drive in which the Broncos converted two fourth-down plays.

Houston quarterback Warren Moon drove his team 70 yards in four plays — highlighted by a 49-yard strike to Haywood Jeffries, who would also haul in the touchdown pass from 15 yards — to put Houston up 7-0 with only 1:46 gone in the game. After a Denver punt, Moon again drove his team down the field and threw his second touchdown pass, this one for 9 yards to wide receiver Drew Hill.

The Broncos started their next possession on their 35 and covered 65 yards in 8 plays to score on a 10-yard pass from quarterback John Elway to wide receiver Vance Johnson, but a fumbled snap on the conversion attempt left the score 14-6. On the sixth play of the ensuing Oilers' drive, Moon was intercepted by free safety Steve Atwater, but a roughing the passer call nullified the effort. Three plays later Houston scored on a 6-yard pass from Moon to wide receiver Curtis Duncan.

The next Oilers' possession ended when Atwater intercepted a pass and gave Denver the ball on its own 12 with 6:03 left in the half. In a drive that saw Elway complete all 6 passes for 64 yards, and Steve Sewell complete one to Johnson for 10, the Broncos covered 88 yards in 12 plays to score on a 1-yard run by running back Greg Lewis, cutting the Houston lead to 21-13. After a missed Houston field goal attempt, the Broncos drove from their 20 to Houston's 31 and David Treadwell nailed a 49-yard field goal, the longest in Denver post-season history. Now up by only five at 21-16, the Oilers reached the Broncos' 7 on their next drive, but had to settle for a 25-yard field goal.

Denver started on its 20 and 9 plays later faced a fourth-and-four from the Houston 41. Elway threw a short pass to wide receiver Michael Young, who broke two tackles and was finally brought down on Houston's 15, a gain of 26 yards. Three plays later Lewis bowled over from one for his second touchdown of the day, making the score 24-23 in favor of Houston. The Oilers' next drive stalled and Greg Montgomery punted to the Denver 20. With 2:07 and no time outs remaining, Elway hit Young for a 22-yard gain on first down, but three plays later the Broncos had a fourth-and-six on the 28. Elway dropped back, then scrambled left upfield and ran out of bounds a yard past the first-down marker. Three straight incompletions again left Denver with a do-or-die fourth-down situation. Elway again dropped back and scrambled left, but as he headed upfield he tossed a pass to Johnson, who ran to the Houston 21 for a 44-yard gain. Running back Steve Sewell ran for 10 yards on first down, and two plays later Treadwell came on for the winning kick.

OFFICIALS

Referee — Johnny Grier (23); Umpire — John Keck (67); Line Judge — Ron Blum (83); Side Judge — Don Carlson (39); Head Linesman — Dave Anderson (81); Back Judge — Roy Clymer (24); Field Judge — Ed Merrifield (76)

STARTING LINEUPS

Houston Oilers

Denver Broncos

Offense				Defense				Offense				Defense				
WR	84	H. Jeffries	LE	95	W. Fuller	WR	83	M. Young	LDE	73	S. Fletcher	WR	84	H. Jeffries	LE	95
WR	85	D. Hill	LT	79	R. Childress	LT	62	J. Davidson	LDT	71	G. Kragen	WR	85	D. Hill	LT	79
LG	78	D. Maggs	RT	97	L. Williams	RT	63	S. Farrell	RDT	77	K. Mecklenburg	LG	78	D. Maggs	RT	97
LG	63	M. Munchak	RE	96	S. Jones	RE	79	Da. Widell	RDE	51	M. Croel	LG	63	M. Munchak	RE	96
C	74	B. Matthews	MLB	57	L. Lathon	RG	67	Do. Widell	MLB	56	M. Brooks	C	74	B. Matthews	MLB	57
RG	66	D. Dawson	LLB	54	A. Smith	RT	76	C. Lanier	LCB	34	T. Braxton	RG	66	D. Dawson	LLB	54
RT	73	D. Williams	RLB	91	J. Meads	TE	88	C. Kay	RCB	29	C. Dimry	RT	73	D. Williams	RLB	91
WR	81	E. Givins	LCB	28	C. Dishman	WR	85	D. Russell	CB	21	L. Lang	WR	81	E. Givins	LCB	28
WR	80	C. Duncan	RCB	23	R. Johnson	RB	28	G. Green	SS	49	D. Smith	WR	80	C. Duncan	RCB	23
QB	1	W. Moon	SS	25	B. McDowell	RB	21	J. Sharpe	FS	27	S. Atwater	QB	1	W. Moon	SS	25
RB	44	L. White	FS	26	B. Orlando	RB	81	D. White				RB	44	L. White	FS	26

DENVER SUBSTITUTIONS: 2 M. Horan, 8 G. Kubiak, 9 D. Treadwell, 22 A. Montgomery, 30 S. Sewell, 38 R. Rivers, 41 G. Lewis, 52 J. Mills, 54 K. Taylor, 59 T. Lucas, 60 N. Subis, 68 C. Ker, 70 B. Sochia, 72 K. Kartz, 74 H. Salem, 82 V. Johnson, 84 R. Nattiel, 86 B. Johnson, 89 R. Johnson, 90 R. Holmes, 96 K. Walker. DID NOT PLAY: 24 W. Henderson, 91 W. Powers. INACTIVE: 12 S. Moore, 26 B. Humphrey.

FIELD GOALS (made () & missed)

A. Del Greco		33WR (25)		D. Treadwell (49)		(28)					
VISITOR	HOME	Houston Oilers	Denver Broncos	1	2	3	4	OT	TOTAL	1	2
				14	7	0	3	—	24	6	7
				6	7	3	10	—	26		

Team	Qtr	Elapsed Time	SCORING PLAY	SCORE	Visitor	Home
OILERS	1	1:46	H. Jeffries 15 yd. pass from W. Moon (A. Del Greco, kick) (4-70, 1:46)	7	0	
OILERS	1	9:44	D. Hill 9 yd. pass from W. Moon (A. Del Greco, kick) (9-63, 5:39)	14	0	
BRONCOS	1	13:43	V. Johnson 10 yd. pass from J. Elway (No good, WL) (8-65, 3:59)	14	0	
OILERS	2	4:05	C. Duncan 6 yd. pass from W. Moon (A. Del Greco, kick) (8-80, 5:22)	21	6	
BRONCOS	2	14:21	G. Lewis 1 yd. run (D. Treadwell, kick) (12-88, 5:24)	21	13	
BRONCOS	3	13:02	D. Treadwell 49 yd. Field Goal (9-49, 3:11)	21	16	
OILERS	4	1:35	A. Del Greco 25 yd. Field Goal (7-67, 3:33)	24	16	
BRONCOS	4	8:07	G. Lewis 1 yd. run (D. Treadwell, kick) (12-80, 6:32)	24	23	
BRONCOS	4	14:44	D. Treadwell 28 yd. Field Goal (12-87, 1:51)	24	26	

FINAL BRONCOS DEFENSIVE STATISTICS

(Based on unofficial press box totals)

Player	UT	A	TT	PD	FR	FF	S-Yds	I-Yds	Player	UT	A	TT	PD	FR	FF	S-Yds	I-Yds
C. Dimry	9	0	9	1	0	0	0-0	0-0	K. Mecklenburg	2	0	2	0	0	0	0-0	0-0
M. Brooks	7	2	9	0	0	0	0-0	0-0	R. Robbins	2	0	2	0	0	0	0-0	0-0
S. Atwater	3	5	8	2	0	0	0-0	1-0	B. Sochia	1	1	2	0	0	0	0-0	0-0
L. Lang	3	2	5	0	0	0	0-0	0-0	R. Holmes	1	0	1	0	0	0	0-0	0-0
T. Braxton	2	3	5	0	0	0	0-0	0-0	A. Montgomery	1	0	1	0	0	0	0-0	0-0
S. Fletcher	3	1	4	0	0	0	0-0	0-0	M. Croel	0	1	1	0	0	0	0-0	0-0
D. Smith	2	2	4	0	0	0	0-0	0-0	Team Totals	38	18	56	4	0	0	0-0	1-0
G. Kragen	2	1	3	0	0	0	0-0	0-0									

FINAL INDIVIDUAL STATISTICS

Houston Oilers										Denver Broncos																						
RUSHING	ATT	YDS	AVG	LG	TD	RUSHING	ATT	YDS	AVG	LG	TD	RUSHING	ATT	YDS	AVG	LG	TD	RUSHING	ATT	YDS	AVG	LG	TD									
L. White	17	79	4.6	10	0	G. Green	17	59	3.5	14	0	G. Green	17	59	3.5	14	0	G. Green	17	59	3.5	14	0									
W. Moon	2	18	9.0	15	0	S. Sewell	4	48	12.0	19	0	S. Sewell	4	48	12.0	19	0	S. Sewell	4	48	12.0	19	0									
						J. Elway	6	39	6.5	15	0	J. Elway	6	39	6.5	15	0	J. Elway	6	39	6.5	15	0									
						R. Rivers	1	3	3.0	3	0	R. Rivers	1	3	3.0	3	0	R. Rivers	1	3	3.0	3	0									
						G. Lewis	3	2	0.7	1	2	G. Lewis	3	2	0.7	1	2	G. Lewis	3	2	0.7	1	2									
Total	19	97	5.1	15	0	Total	31	151	4.9	19	2	Total	31	151	4.9	19	2	Total	31	151	4.9	19	2									
PASSING	ATT	CMP	YDS	TKD/YD	TD	LG	IN	PASSING	ATT	CMP	YDS	TKD/YD	TD	LG	IN	PASSING	ATT	CMP	YDS	TKD/YD	TD	LG	IN									
W. Moon	36	27	325	0/0	3	49	1	J. Elway	33	19	257	0/0	1	44	1	J. Elway	33	19	257	0/0	1	44	1									
								S. Sewell	1	1	10	0/0	0	10	0	S. Sewell	1	1	10	0/0	0	10	0									
Total	36	27	325	0/0	3	49	1	Total	34	20	267	0/0	1	44	1	Total	34	20	267	0/0	1	44	1									
RECEIVING		NO	YDS	LG	TD	RECEIVING		NO	YDS	LG	TD	RECEIVING		NO	YDS	LG	TD	RECEIVING		NO	YDS	LG	TD									
H. Jeffries		7	99	49	1	V. Johnson		5	78	44	1	V. Johnson		5	78	44	1	V. Johnson		5	78	44	1									
E. Givins		6	111	29	0	M. Young		4	85	32	0	M. Young		4	85	32	0	M. Young		4	85	32	0									
C. Duncan		6	40	11	1	S. Sewell		3	28	16	0	S. Sewell		3	28	16	0	S. Sewell		3	28	16	0									
L. White		5	35	10	0	S. Sharpe		3	20	7	0	S. Sharpe		3	20	7	0	S. Sharpe		3	20	7	0									
D. Hill		2	21	12	1	R. Nattiel		2	27	23	0	R. Nattiel		2	27	23	0	R. Nattiel		2	27	23	0									
T. Jones		1	19	19	0	D. Russell		1	20	20	0	D. Russell		1	20	20	0	D. Russell		1	20	20	0									
						C. Kay		1	8	8	0	C. Kay		1	8	8	0	C. Kay		1	8	8	0									
						G. Green		1	1	1	0	G. Green		1	1	1	0	G. Green		1	1	1	0									
Total		27	325	49	3	Total		20	267	44	1	Total		20	267	44	1	Total		20	267	44	1									
INTERCEPTIONS		NO	YDS	LG	TD	INTERCEPTIONS		NO	YDS	LG	TD	INTERCEPTIONS		NO	YDS	LG	TD	INTERCEPTIONS		NO	YDS	LG	TD									
R. Johnson		1	25	25	0	S. Atwater		1	0	0	0	S. Atwater		1	0	0	0	S. Atwater		1	0	0	0									
Total		1	25	25	0	Total		1	0	0	0	Total		1	0	0	0	Total		1	0	0	0									
PUNTING	NO	YDS	AVG	TB	IN20	LG	PUNTING	NO	YDS	AVG	TB	IN20	LG	PUNTING	NO	YDS	AVG	TB	IN20	LG	PUNTING	NO	YDS	AVG	TB	IN20	LG					
G. Montgomery	1	44	44.0	0	1	44	M. Horan	2	81	40.5	0	0	43	M. Horan	2	81	40.5	0	0	43	M. Horan	2	81	40.5	0	43						
Total	1	44	44.0	0	1	44	Total	2	81	40.5	0	0	43	Total	2	81	40.5	0	0	43	Total	2	81	40.5	0	43						
PUNT RETURNS		NO	FC	YDS	LG	TD	PUNT RETURNS		NO	FC	YDS	LG	TD	PUNT RETURNS		NO	FC	YDS	LG	TD	PUNT RETURNS		NO	FC	YDS	LG	TD					
P. Coleman		0	1	0	0	0	P. Coleman		0	1	0	0	0	P. Coleman		0	1	0	0	0	P. Coleman		0	1	0	0	0					
(OUT OF BOUNDS)		1	0	0	0	0	(OUT OF BOUNDS)		1	0	0	0	0	(OUT OF BOUNDS)		1	0	0	0	0	(OUT OF BOUNDS)		1	0	0	0	0					
Returns		0	0	0	0	0	Returns		0	0	0	0	0	Returns		0	0	0	0	0	Returns		0	0	0	0	0					
KICKOFF RETURNS	NO	FC	YDS	LG	TD	KICKOFF RETURNS	NO	FC	YDS	LG	TD	KICKOFF RETURNS	NO	FC	YDS	LG	TD	KICKOFF RETURNS	NO	FC	YDS	LG	TD	KICKOFF RETURNS	NO	FC	YDS	LG	TD			
P. Coleman		3	0	36	15	0	A. Montgomery		4	0	88	30	0	A. Montgomery		4	0	88	30	0	A. Montgomery		4	0	88	30	0	0				
A. Pinkett		3	0	46	22	0	(TOUCHBACK)		1	0	0	0	0	(TOUCHBACK)		1	0	0	0	0	(TOUCHBACK)		1	0	0	0	0					
Returns		6	82	22	0	Returns		4	88	30	0	Returns		4	88	30	0	Returns		4	88	30	0	Returns		4	88	30	0			
Houston Oilers	Own	Yds	TD	Opp.	Yds	TD	Out	Denver Broncos	Own	Yds	TD	Opp.	Yds	TD	Out	Houston Oilers	Own	Yds	TD	Opp.	Yds	TD	Out	Houston Oilers	Own	Yds	TD	Opp.	Yds	TD	Out	
FUMBLES	Fum	Rec.	Yds	TD	FF	Rec.	Yds	FUMBLES	Fum	Rec.	Yds	TD	FF	Rec.	Yds	FUMBLES	Fum	Rec.	Yds	TD	FF	Rec.	Yds	FUMBLES	Fum	Rec.	Yds	TD	FF	Rec.	Yds	TD
A. Smith		0	0	0	0	1	0	A. Smith		1	0	0	0	0	0	A. Smith		1	0	0	0	0	0	A. Smith		1	0	0	0	0	0	0
B. Orlando		0	0	0	0	1	0	B. Orlando		0	1	0	0	0	0	B. Orlando		0	1	0	0	0	0	B. Orlando		0	1	0	0	0	0	0
Total		0	0	0	0	2	0	Total		3	2	0	0	0	0	Total		3	2	0	0	0	0	Total		3	2	0	0	0	0	0

FINAL TEAM STATISTICS

VISITOR OILERS		HOME BRONCOS	
TOTAL FIRST DOWNS	23	TOTAL FIRST DOWNS	26
By Rushing	7	By Rushing	13
By Passing	14	By Passing	12
By Penalty	2	By Penalty	1
THIRD DOWN EFFICIENCY	5-8-63%	THIRD DOWN EFFICIENCY	5-11-45%
FOURTH DOWN EFFICIENCY	0-0-0%	FOURTH DOWN EFFICIENCY	3-3-100

SUPER BOWL XXIV

SAN FRANCISCO 55, DENVER 10

Jan. 28, 1990 • Louisiana Superdome • New Orleans, La.

Weather: Indoors • Attendance: 72,919 • Time: 3:21

The San Francisco Forty-Niners captured their fourth World Championship with a 55-10 victory over Denver in Super Bowl XXIV, played in the Louisiana Superdome. San Francisco quarterback Joe Montana completed 22 of 29 passes for 297 yards and five touchdowns — three to wide receiver Jerry Rice.

The Forty-Niners scored two touchdowns in every quarter and outgained the Broncos 461 yards to 167. After stopping Denver on the game's initial possession, San Francisco drove 66 yards in 10 plays, scoring on a 20-yard pass from Montana to Rice. The Broncos' next possession covered 49 yards in 10 plays and resulted in a 42-yard field goal by David Treadwell.

After limiting the Niners to four yards on their next drive, Denver took possession on its own 49, but on first down running back Bobby Humphrey fumbled and defensive end Kevin Fagan recovered for San Francisco on the Niners' 46. That turnover led to a 7-yard touchdown pass from Montana to tight end Brent Jones, and after a failed extra point attempt, San Francisco led 13-3 with 3 seconds left in the first quarter.

The Broncos failed to cross mid-field in the second period while the Niners scored on a one-yard run by running back Tom Rathman and a 38-yard pass from Montana to Rice. San Francisco was unable to move the ball on the initial drive of the second half, but Elway was intercepted on the first play of Denver's next drive and the Niners took possession on the Broncos' 28. On first down Montana threw a touchdown pass to Rice to put his team up 34-3. The next Denver drive also ended with an interception, leading to a 35-yard scoring pass from Montana to wide receiver John Taylor. The Broncos, spurred by a 34-yard run by Humphrey, moved 61 yards in 5 plays and a penalty to score on a 3-yard run by Elway. San Francisco roared back with an 11-play, 75-yard drive that ended with a 3-yard touchdown run by Rathman. Following another Bronco fumble, running back Roger Craig plowed 1 yard into the end zone to round out the scoring.

OFFICIALS

Referee — Dick Jorgensen (60); Umpire — Hendi Ancich (115); Line Judge — Ron Blum (83); Side Judge — Gerry Austin (34); Head Linesman — Earnie Frantz (111); Back Judge — Al Jury (106); Field Judge — Don Orr (77)

STARTING LINEUPS

San Francisco 49ers				Denver Broncos			
Offense		Defense		Offense		Defense	
WR 82 J. Taylor	LE 78 P. Holt	WR 82 V. Johnson	LE 92 A. Carreker	LT 60 G. Perry	NT 71 G. Kragen	LT 77 W. Paris	NT 75 M. Carter
LT 77 W. Paris	NT 75 M. Carter	LG 66 J. Juriga	RE 90 R. Holmes	LG 66 J. Juriga	RE 90 R. Holmes	LG 62 G. McIntyre	RE 75 K. Fagan
C 61 J. Sapola	LOLB 94 C. Haley	C 72 K. Kartz	LOLB 56 M. Brooks	C 72 K. Kartz	LOLB 56 M. Brooks	C 61 J. Sapola	LOLB 94 C. Haley
RG 69 B. Collie	LILB 54 M. Miller	RG 67 D. Widell	LILB 55 R. Dennison	RG 67 D. Widell	LILB 55 R. Dennison	RG 69 B. Collie	LILB 54 M. Miller
RT 79 H. Barton	RILB 99 M. Walter	RT 76 K. Lanier	RILB 77 K. Mecklenburg	RT 76 K. Lanier	RILB 77 K. Mecklenburg	RT 79 H. Barton	RILB 99 M. Walter
TE 84 B. Jones	ROLB 58 K. Turner	TE 89 O. Mobley	ROLB 73 S. Fletcher	TE 89 O. Mobley	ROLB 73 S. Fletcher	TE 84 B. Jones	ROLB 58 K. Turner
WR 80 J. Rice	LCB 26 D. Pollard	WR 80 M. Jackson	LCB 34 T. Braxton	WR 80 M. Jackson	LCB 34 T. Braxton	WR 80 J. Rice	LCB 26 D. Pollard
QB 16 J. Montana	RCB 29 D. Griffin	QB 7 J. Elway	RCB 24 W. Henderson	QB 7 J. Elway	RCB 24 W. Henderson	QB 16 J. Montana	RCB 29 D. Griffin
RB 33 R. Craig	SS 31 C. Brooks	RB 30 S. Sewell	SS 49 D. Smith	RB 30 S. Sewell	SS 49 D. Smith	RB 33 R. Craig	SS 31 C. Brooks
RB 44 T. Rathman	FS 42 R. Lott	RB 26 B. Humphrey	FS 27 S. Atwater	RB 26 B. Humphrey	FS 27 S. Atwater	RB 44 T. Rathman	FS 42 R. Lott

DENVER SUBSTITUTIONS: 2 M. Horan, 8 G. Kubiak, 9 D. Treadwell, 23 S. Winder, 25 K. Corrington, 32 M. Bratton, 35 K. Bell, 36 M. Haynes, 48 R. Robbins, 51 M. Munford, 54 K. Bishop, 58 S. Curtis, 59 T. Lucas, 61 A. Townsend, 65 M. Smith, 68 B. Henke, 83 M. Young, 84 R. Nattiel, 86 P. Green, 88 C. Kay, 91 W. Powers, 97 B. Klosterman. INACTIVE: 40 J. Alexander, 57 M. Ruether.

FIELD GOALS (made () & missed)

D. Treadwell (42)

VISITOR	San Francisco 49ers	1	2	3	4	OT	TOTAL
HOME	Denver Broncos	13	14	14	14	—	55
		3	0	7	0	—	10

Team	Qtr	Elapsed Time	SCORING PLAY	SCORE Visitor Home
NINERS	1	4:54	J. Rice 20 yd. pass from J. Montana (M. Cofer, kick) (10-66, 3:59)	7 0
BRONCOS	1	8:13	D. Treadwell 42 yd. Field Goal (10-49, 3:19)	7 3
NINERS	1	14:57	B. Jones 7 yd. pass from J. Montana (No good, WR) (10-54, 5:15)	13 3
NINERS	2	7:45	T. Rathman 1 yd. run (M. Cofer, kick) (14-69, 7:07)	20 3
NINERS	2	14:26	J. Rice 38 yd. pass from J. Montana (M. Cofer, kick) (5-59, 1:04)	27 3
NINERS	3	2:12	J. Rice 35 yd. pass from J. Montana (M. Cofer, kick) (1-28, 0:06)	34 3
NINERS	3	5:16	J. Taylor 35 yd. pass from J. Montana (M. Cofer, kick) (2-37, 0:48)	41 3
BRONCOS	3	8:07	J. Elway 3 yd. run (D. Treadwell, kick) (5-61, 2:51)	41 10
NINERS	4	0:03	T. Rathman 3 yd. run (M. Cofer, kick) (11-75, 6:56)	48 10
NINERS	4	1:13	R. Craig 1 yd. run (M. Cofer, kick) (1-1, 0:04)	55 10

FINAL BRONCOS DEFENSIVE STATISTICS

(Based on unofficial press box totals)

Player	UT	A	TT	PD	FR	FF	S-Yds	I-Yds	Player	UT	A	TT	PD	FR	FF	S-Yds	I-Yds
T. Braxton	8	0	8	2	0	0	1-0	0-0	M. Brooks	3	0	3	0	0	0	0-0	0-0
S. Atwater	4	4	8	0	0	0	0-0	0-0	A. Carreker	2	1	3	0	0	0	0-0	0-0
M. Munford	5	1	6	0	0	0	0-0	0-0	A. Townsend	2	1	3	0	0	0	0-0	0-0
W. Henderson	5	0	5	1	0	0	0-0	0-0	D. Carrington	2	0	2	0	0	0	0-0	0-0
R. Dennison	5	0	5	0	0	0	0-0	0-0	W. Powers	2	0	2	0	0	0	0-0	0-0
S. Fletcher	5	0	5	0	0	0	0-0	0-0	T. Lucas	1	1	2	0	0	0	0-0	0-0
S. Curtis	4	1	5	0	0	0	0-0	0-0	K. Corrington	1	0	1	0	0	0	0-0	0-0
G. Kragen	4	0	4	0	0	0	0-0	0-0	K. Mecklenburg	1	0	1	0	0	0	0-0	0-0
R. Holmes	3	1	4	0	0	0	0-0	0-0	Team Totals	58	13	71	3	0	0	1-0	0-0
D. Smith	1	3	4	0	0	0	0-0	0-0									

FINAL INDIVIDUAL STATISTICS

San Francisco Forty Niners										Denver Broncos												
RUSHING	ATT	YDS	AVG	LG	TD					RUSHING	ATT	YDS	AVG	LG	TD							
R. Craig	20	69	3.5	18	1					B. Humphrey	12	61	5.1	34	0							
T. Rathman	11	38	3.5	18	2					J. Elway	4	8	2.0	31	1							
J. Montana	2	15	7.5	10	0					S. Winder	1	-5	-5.0	-5	0							
T. Flagler	6	14	2.3	10	0					Total	17	64	3.8	34	1							
S. Young	4	6	1.5	11	0					PASSING	ATT	CMP	YDS	TD	LG	IN						
H. Sydney	1	2	2.0	2	0					J. Elway	26	10	108	4/30	0	27	2					
Total	44	144	3.3	18	3					G. Kubiak	3	1	28	2/3	0	28	0					
PASSING	ATT	CMP	YDS	TD	LG	IN					Total	29	11	136	6/33	1	44	1				
J. Montana	29	22	297	1/0	5	38	0					RECEIVING	NO	YDS	LG	TD						
S. Young	3	2	20	0/0	0	13	0					B. Humphrey	3	38	27	0						
Total	32	24	317	1/0	5	38	0					S. Sewell	2	22	12	0						
RECEIVING	NO	YDS	LG	TD					V. Johnson	2	21	13	0									
J. Rice	7	148	38	3					R. Nattiel	1	28	28	0									
R. Craig	5	34	12	0					M. Bratton	1	14	14	0									
T. Rathman	4	43	18	0					S. Winder	1	7	7	0									
J. Taylor	3	49	35	1					C. Kay	1	6	6	0									
M. Sherrard	1	13	13	0					Total	11	136	28	0									
W. Walls	1	9	9	0					INTERCEPTIONS	NO	YDS	LG	TD									
B. Jones	1	7	7	1					M. Walter	1	4	4	0									
H. Sydney	1	7	7	0					C. Brooks	1	38	38	0									
J. Williams	1	7	7	0					Total	2	42	38	0									
Total	24	317	38	5					PUNTING	NO	YDS	AVG	TB	IN20	LG							
INTERCEPTIONS	NO	YDS	LG	TD					B. Helton	4	158	39.5	0	2	47							
M. Walter	1	4	4	0					Total	4	158	39.5	0	2	47							
C. Brooks	1	38	38	0					PUNT RETURNS	NO	FC	YDS	LG	TD								
Total	2	42	38	0					J. Taylor	3	2	38	17	0								
PUNTING	NO	YDS	AVG	TB	IN20	LG					(OUT OF BOUNDS)	1	0	0	0							
B. Helton	4	158	39.5	0	2	47					Returns	3	38	17	0							
Total	4	158	39.5	0	2	47					KICKOFF RETURNS	NO	FC	YDS	LG	TD						
PUNT RETURNS	NO	FC	YDS	LG	TD					T. Flagler	3	49	22	0								
J. Taylor	3	2	38	17	0					Returns	3	49	22	0								
(OUT OF BOUNDS)	1	0	0	0	0					S.F. 49ers FUMBLES	Fum	Own	Rec.	Yds	TD	Out						
Returns	3	38	17	0					K. Fagan	0	0	0	0	0	0							
KICKOFF RETURNS	NO	FC	YDS	LG	TD					C. Brooks	0	0	0	0	0	0						
T. Flagler	3	49	22	0					D. Griffin	0	0	0	0	0	0							
Returns	3	49	22	0					D. Stubbs	0	0	0	0	0	0							
S.F. 49ers FUMBLES	Fum	Own	Rec.	Yds	TD	FF	Opp. Rec.	Yds	TD	Bnds												
K. Fagan	0	0	0	0	0	0	1	0	0	0												
C. Brooks	0	0	0	0	0	0	1	0	0	0												
D. Griffin	0	0	0	0	0	0	1	0	0	0												
D. Stubbs	0	0	0	0	0	0	1	15	0	0												
Total	0	0	0	0	0	2	2	15	0	0												
Denver Broncos FUMBLES	Fum	Own	Rec.	Yds	TD	FF	Opp. Rec.	Yds	TD	Bnds												
B. Humphrey	1	0	0	0	0	0	0	0	0	0												
J. Elway	2	1	-1	0	0	0	0	0	0	0												
Total	3	1	-1	0	0	0	0	0	0	0												

1989 AFC CHAMPIONSHIP GAME

DENVER 37, CLEVELAND 21

Jan. 14, 1990 • Mile High Stadium • Denver

Weather: Sunny, 53°, Wind W 10 mph • Attendance: 76,005 • Time: 3:28

The Denver Broncos won their third American Football Conference Championship in four years with a dynamic 37-21 victory over Cleveland before 76,005 fans in Mile High Stadium. Broncos quarterback John Elway threw for 385 yards and three touchdowns, running back Sammy Winder tied a Denver postseason record with two touchdowns, and strong safety Dennis Smith nabbed two of the Broncos' three interceptions. Denver had 497 yards of total offense to the Browns' 256 and had a time possession of 36:53.

The Browns took the opening kickoff and drove to the Cleveland 1, but on third down, Elway's pitch to running back Bobby Humphrey was fumbled and the Browns' Andrew Stewart recovered on the 8. With 5 minutes left in the first quarter, Smith picked off a Bernie Kosar pass and returned it to the Cleveland 32. Denver moved to the Cleveland 12 but had to settle for a 29-yard field goal by David Treadwell.

Neither team mounted scoring drives until the Broncos took possession on their own 18 with 6:54 left in the half. On first down Elway hit wide receiver Mark Jackson for 12 yards, and three plays later he connected with wide receiver Michael Young for a 70-yard touchdown play. The Browns took the opening kickoff of the second half and drove 70 yards in 6 plays, scoring a 27-yard pass from Kosar to Brian Brennan. Denver roared right back on its next possession, going 80 yards in 6 plays and scoring on a 5-yard pass from Elway to tight end Orson Mobley. The key play on that drive was a 53-yard pass from Elway to Young. Cleveland was unable to move the ball and punted back to Denver. The Broncos moved from their own 40, and buoyed by a 25-yard run by Elway, covered 60 yards in 6 plays and scored on a 7-yard run by Winder, making the score 24-7.

The Browns needed just 6 plays to go 72 yards and score on a 10-yard Kosar-to-Brennan pass, and two plays into Denver's next drive, Cleveland's Felix Wright recovered a Denver fumble and returned it to the Bronco 1. On second down Tim Manoa barreled over from the 2, cutting Denver's lead to 24-21 with one second left in the third quarter. The Broncos shut out the Browns in the final quarter while posting 13 points. Their initial drive of the quarter covered 80 yards in 6 plays and ended with a 39-yard touchdown pass from Elway to Winder. Denver's Kip Corrington intercepted Kosar to set the Broncos up on the Cleveland 39. Denver got as far as the Browns' 17 but had to settle for a 34-yard Treadwell field goal. Smith grabbed his second interception to end the Browns' next drive, leading to a 31-yard field goal.

OFFICIALS

Referee — Dick Hantak (105); Umpire — Art Demmas (78); Line Judge — Bill Reynolds (53); Side Judge — Nate Jones (97); Head Linesman — Dale Williams (8); Back Judge — Paul Baetz (22); Field Judge — Jack Vaughan (93)

STARTING LINEUPS

Cleveland Browns

Offense		Defense	
WR 84	W. Slaughter	LDE 60	A. Baker
LT 74	P. Farren	LDT 78	C. Hairston
LG 68	T. Banker	RDT 92	M. Perry
C 73	G. Rakoczy	RDE 97	R. Banks
RG 66	T. Jones	LLB 57	C. Matthews
RT 63	C. Risien	MLB 59	M. Johnson
TE 82	O. Newsome	RLB 56	D. Grayson
WR 88	R. Langhorne	LCB 31	F. Minnifield
QB 19	B. Kosar	RCB 29	H. Dixon
RB 21	E. Metcalf	SS 22	F. Wright
FB 34	K. Mack	FS 30	T. Gash

Denver Broncos

Offense		Defense	
WR 82	V. Johnson	LE 92	A. Carreker
LT 60	G. Perry	NT 71	G. Krager
LG 66	J. Juriga	RE 90	R. Holmes
C 72	K. Kartz	LOLB 56	M. Brooks
RG 67	D. Widell	LILB 55	R. Dennison
RT 76	K. Lanier	RILB 77	K. Mecklenburg
TE 87	P. Kelly	ROLB 73	S. Fletcher
WR 80	M. Jackson	LCB 34	T. Braxton
QB 7	J. Elway	RCB 24	W. Henderson
RB 32	M. Bratton	SS 49	D. Smith
FB 26	B. Humphrey	FS 27	S. Atwater

DENVER SUBSTITUTIONS: 2 M. Horan, 8 G. Kubiak, 9 D. Treadwell, 23 S. Winder, 25 K. Corrington, 29 D. Carrington, 30 S. Sewell, 35 K. Bell, 36 M. Haynes, 48 R. Robbins, 51 M. Munford, 54 K. Bishop, 59 T. Lucas, 61 A. Townsend, 65 M. Smith, 68 B. Henke, 63 M. Young, 84 R. Nattiel, 88 C. Kay, 89 O. Mobley, 91 W. Powers, 97 B. Klosterman. INACTIVE: 40 J. Alexander, 57 M. Ruether.

FIELD GOALS (made () & missed)

		D. Treadwell (29)		54B (34)		(31)			
		1	2	3	4	OT	TOTAL		
VISITOR	Cleveland Browns	0	0	21	0	—	21		
HOME	Denver Broncos	3	7	14	13	—	37		

		Team		Qtr		Elapsed Time		SCORING PLAY		SCORE	
										Visitor	
										Home	
BRONCOS	1	12:59	D. Treadwell 29 yd. Field Goal (5-20, 2-46)							0	3
BRONCOS	2	9:03	M. Young 70 yd. pass from J. Elway (D. Treadwell, kick) (4-82, 0:57)							0	10
BROWNS	3	3:19	B. Brennan 27 yd. pass from B. Kosar (M. Bahr, kick) (8-70, 3:19)							7	10
BRONCOS	3	7:00	O. Mobley 5 yd. pass from J. Elway (D. Treadwell, kick) (6-80, 3:41)							7	17
BRONCOS	3	10:41	S. Winder 47 yd. run (D. Treadwell, kick) (6-80, 2:41)							7	24
BROWNS	3	12:48	B. Brennan 10 yd. pass from B. Kosar (M. Bahr, kick) (6-72, 2:07)							14	24
BROWNS	3	14:59	T. Manoa 2 yd. run (M. Bahr, kick) (2-1, 1:12)							21	24
BRONCOS	4	2:25	S. Winder 39 yd. pass from J. Elway (D. Treadwell, kick) (6-80, 2:26)							21	31
BRONCOS	4	6:38	D. Treadwell 34 yd. Field Goal (7-22, 3:48)							21	34
BRONCOS	4	13:00	D. Treadwell 31 yd. Field Goal (10-34, 6:50)							21	37

FINAL BRONCOS DEFENSIVE STATISTICS

(Based on unofficial press box totals)

Player		UT	A	TT	PD	FR	FF	S-Yds	I-Yds	Player	UT	A	TT	PD	FR	FF	S-Yds	I-Yds
T. Braxton		6	1	7	2	0	0	0-0	0-0	M. Brooks	1	0	1	0	0	0	0-0	0-0
S. Fletcher		5	2	7	1	0	0	2-3	0-0	R. Holmes	1	0	1	2	0	0	0-0	0-0
K. Mecklenburg		3	1	4	0	0	0	0-0	0-0	M. Haynes	1	0	1	0	0	0	0-0	0-0
W. Henderson		3	0	3	0	0	0	0-0	0-0	K. Corrington	0	1	1	0	0	0	0-0	1-1
D. Smith		3	0	3	0	0	0	0-0	2-13	D. Carrington	0	0	0	0	0	0	0-0	0-0
S. Atwater		2	1	3	0	0	0	0-0	0-0	S. Curtis	0	0	0	0	0	0	0-0	0-0
A. Townsend		2	1	3	0	0	0	1-10	0-0	R. Dennison	0	0	0	0	0	0	0-0	0-0
G. Krager		2	0	2	0	0	1	0-0	0-0	B. Henke	0	0	0	0	0	0	0-0	0-0
R. Robbins		2	0	2	0	0	0	0-0	0-0	B. Klosterman	0	0	0	0	0	0	0-0	0-0
M. Munford		2	0	2	0	0	0	0-0	0-0	T. Lucas	0	0	0	0	0	0	0-0	0-0
A. Carreker		2	0	2	1	0	0	1-7	0-0	Team Totals	35	7	42	6	0	1	4-20	3-13

FINAL INDIVIDUAL STATISTICS

Cleveland Browns							Denver Broncos						
RUSHING	ATT	YDS	AVG	LG	TD		RUSHING	ATT	YDS	AVG	LG	TD	
K. Mack	6	36	6.0	19	0		J. Elway	5	39	7.8	25	0	
B. Kosar	2	22	11.0	16	0		S. Winder	21	37	1.8	9	1	
T. Manoa	2	5	2.5	3	1		B. Humphrey	8	23	2.9	9	0	
E. Metcalf	3	4	1.3	2	0		S. Sewell	4	17	4.3	12	0	
R. Langhorne	1	-1	-1.0	-1	0		M. Bratton	1	4	4.0	4	0	
Total	14	68	4.7	19	1		Total	39	120	3.1	25	1	

PASSING							PASSING						
ATT	CMP	YDS	TD	LG	INT		ATT	CMP	YDS	TD	LG	INT	
B. Kosar	44	19	210	4/20	2	271	J. Elway	36	20	385	1/8	3	701
Total	44	19	210	4/20	2	271	Total	36	20	385	1/8	3	701
RECEIVING							RECEIVING						
	NO	YDS	LG	TD				NO	YDS	LG	TD		
R. Langhorne	5	78	27	0			V. Johnson	7	91	23	0		
B. Brennan	5	58	271	2			S. Sewell	3	55	43	0		
W. Slaughter	3	36	16	0			M. Young	2	123	701	1		
K. Mack	2	8	5	0			S. Winder	2	39	391	1		
E. Metcalf	2	7	4	0			M. Jackson	2	25	13	0		
L. Tillman	1	15	15	0			O. Mobley	2	22	17	1		
T. Manoa	1	8	8	0			B. Humphrey	1	23	23	0		
							M. Bratton	1	7	7	0		
Total	19	210	271	2			Total	20	385	701	3		

INTERCEPTIONS							INTERCEPTIONS						
NO	YDS	LG	TD				NO	YDS	LG	TD			
D. Smith	2	13	9	0			D. Smith	2	13	9	0		
K. Corrington	1	1	1	0			K. Corrington	1	1	1	0		
Total	3	14	10	0			Total	3	14	10	0		

PUNTING							PUNTING						
NO	YDS	AVG	TB	IN20	LG		NO	YDS	AVG	TB	IN20	LG	
B. Wagner	8	338	42.3	1	1	52	M. Horan	5	232	46.4	2	1	61
Total	8	338	42.3	1	1	52	Total	5	232	46.4	2	1	61

PUNT RETURNS							PUNT RETURNS						
NO	FC	YDS	LG	TD			NO	FC	YDS	LG	TD		
G. McNeil	1	1	7	7	0		V. Johnson	4	0	36	11	0	
Returns	1	1	7	7	0		Returns	4	0	36	11	0	
KICKOFF RETURNS							KICKOFF RETURNS						
NO	FC	YDS	LG	TD			NO	FC	YDS	LG	TD		
E. Metcalf	6	118	28	0									
K. Jones	1	12	12	0									
Returns	7	130	28	0			Returns	0	0	0	0	0	

Cleveland Browns							Denver Broncos						
FUMBLE	Fum	Rec.	Yds	TD	FF	Opp. Rec.	FUMBLE	Fum	Own	Rec.	Yds	TD	Opp. Rec.
A. Stewart	0	0	0	0	0	1	J. Elway	1	0	-6	0	0	0
K. Mack	2	1	0	0	0	0	M. Bratton	1	0	0	0	0	0
B. Kosar	1	2	0	0	0	0							
F. Wright	0	0	0	0	1	27							
Total	3	3	0	0	0	27	Total	2	0	-6	0	0	0

FINAL TEAM STATISTICS

	VISITOR BROWNS	HOME BRONCOS
TOTAL FIRST DOWNS	14	22
By Rushing	3	6
By Passing	11	14
By Penalty	0	2
THIRD DOWN EFFICIENCY	3-13-23%	9-18-50%
FOURTH DOWN EFFICIENCY	0-1-0%	0-0-0%
TOTAL NET YARDS	256	497
Total Offensive Plays (inc. times thrown passing)	82	76
Average gain per offensive play	4.1	6.5
NET YARDS RUSHING	66	120
Total Rushing Plays	14	39
Average gain per rushing play	4.7	3.1
NET YARDS PASSING	190	377
Times thrown - yards lost attempting to pass	4-20	1-8
Gross yards passing	210	385
PASS ATTEMPTS-COMPLETIONS-HAD INTERCEPTED	44-19-3	36-20-0
Average gain per pass play (inc. # thrown passing)	4.0	10.2
KICKOFFS Number-In End Zone-Touchbacks	4-4-4	8-1-1
PUNTS Number and Average	8-42.3	5-46.4
Had Blocked	0	0
FGs - PATs Had Blocked	0-0	1-0
TOTAL RETURN YARDAGE (Not Including Kickoffs)	7	50
No. and Yards Punt Returns	1-7	4-36
No. and Yards Kickoff Returns	7-130	0-0
No. and Yards Interception Returns	0-0	3-14
PENALTIES Number and Yards	8-55	1-5
FUMBLES Number and Lost	3-0	2-2
TOUCHDOWNS		
Rushing	3	4
Passing	1	1
Returns	2	0
EXTRA POINTS Made-Attempts	0	0
FIELD GOALS Made-Attempts	3-3	4-4
SAFETIES	0-0	3-4
FINAL SCORE	0	0
TIME OF POSSESSION	21	37
	23:07	36:55

1989 AFC DIVISIONAL PLAYOFF GAME

DENVER 24, PITTSBURGH 23

Jan. 7, 1990 • Mile High Stadium • Denver

Weather: Sunny, 55°, Wind W 6 mph • Attendance: 75,868 • Time: 2:57

The Denver Broncos advanced to their third AFC Championship Game in four years with a come-from-behind 24-23 victory over the Steelers before 75,868 in Mile High Stadium. Although Pittsburgh held the upper hand in total yards (404 to 364) and time of possession (34:14 to 25:46) Denver was able to mount a late fourth quarter drive and score the winning touchdown with just 2:27 remaining.

The Steelers took the opening kickoff return and drove 65 yards in 13 plays, scoring on a 32-yard Gary Anderson field goal. Late in the opening quarter Pittsburgh took possession at its own 7-yard line, but after a 45-yard run by Merrill Hoge and a 33-yard Bobby Brister to Tim Worley pass play, Pittsburgh was knocking on the door and scored three plays later on a 7-yard run by Hoge to put Pittsburgh up 10-0.

The Broncos took their first possession of the second quarter and drove 75 yards in 12 plays to score on a 1-yard plunge by running back Mel Bratton on third-and-goal. The Steelers roared back, traveling 77 yards in 12 plays to score on a 9-yard pass from Brister to wide receiver Louis Lipps. The Broncos got the ball back on their own 33 with 20 seconds left in the half. On first down, quarterback John Elway and wide receiver Mark Jackson combined for 26 yards, and then Elway fired a 15-yard pass to wide receiver Ricky Nattiel, putting Denver at the Pittsburgh 26 with 2 seconds left. David Treadwell kicked a 43-yard field goal to pull Denver within 17-10 at the half.

Early in the third quarter, Denver NT Greg Kragen forced a Tim Worley fumble and CB Tyrone Braxton recovered for the Broncos on the Steeler 37. On first down Elway hit wide receiver Vance Johnson for a touchdown, tying the score at 17. Pittsburgh's next two possessions ended in Anderson field goals and the Steelers held a 23-17 lead in the early stages of the fourth quarter. After an exchange of punts the Broncos took possession on their own 29 with 7:06 left in the game. After a first down penalty, making it first-and-19 from the 20, Elway hit Jackson for 18 yards. Elway then handed off to running back Bobby Humphrey, who pitched the ball back to Elway, and he threw a 36-yard strike to Johnson, giving Denver a first down on the Steeler 26. Humphrey ran on the next four plays, gaining 24 yards and taking the ball to the 2. On third-and-goal from the 1, Bratton scored again and Treadwell's extra point gave Denver its first lead of the game with 2:27 left. Pittsburgh got the ball on its own 20, but on third down Brister's signals were drowned out by the crowd and he mishandled the snap. Randy Robbins recovered for Denver on the Pittsburgh 18 and the Broncos were able to run out the clock.

OFFICIALS

Referee — Gene Barth (14); Umpire — Dave Hamilton (42); Line Judge — Ron Blum (83); Side Judge — Gene Austin (34); Head Linesman — Ron Phares (10); Back Judge — Louis Richard (68); Field Judge — Bobby Skelton (73)

STARTING LINEUPS

Pittsburgh Steelers				Denver Broncos			
Offense		Defense		Offense		Defense	
WR 87	W. Thompson	LE 93	K. Willis	WR 82	V. Johnson	LE 92	A. Carreker
LT 65	J. Jackson	NT 98	G. Williams	LT 60	G. Perry	NT 71	G. Kragen
LG 79	J. Reinstra	RE 78	T. Johnson	LG 66	J. Junga	RE 90	R. Holmes
C 63	D. Dawson	LOLB 53	B. Hinkle	C 72	K. Kartz	LOLB 56	M. Brooks
RG 74	T. Long	LILB 50	D. Little	RG 67	D. Widell	LILB 51	M. Munford
RT 62	T. Ilkin	RILB 54	H. Nickerson	RT 76	K. Lanier	RILB 77	K. Mecklenburg
TE 84	M. Mularkey	ROLB 95	G. Lloyd	TE 89	O. Mobley	ROLB 73	S. Fletcher
WR 83	L. Lipps	LCB 49	D. Woodruff	WR 80	M. Jackson	LCB 34	T. Braxton
QB 6	B. Brister	RCB 26	R. Waks	QB 7	J. Elway	RCB 24	W. Henderson
FB 33	M. Hoge	SB 37	M. Bratton	FB 32	M. Bratton	SS 49	D. Smith
RB 38	T. Worley	FS 27	T. Everett	RB 26	B. Humphrey	FS 27	S. Atwater

DENVER SUBSTITUTIONS: 2 M. Horan, 8 G. Kubiak, 9 D. Treadwell, 23 S. Winder, 25 K. Cornington, 29 D. Carrington, 30 S. Sewell, 35 K. Bell, 36 M. Haynes, 48 R. Robbins, 54 K. Bishop, 55 R. Dennison, 58 S. Curtis, 59 T. Lucas, 61 A. Townsend, 65 M. Smith, 68 B. Henke, 83 M. Young, 84 R. Nattiel, 87 P. Kelly, 88 C. Kay, 91 W. Powers, 97 B. Klosterman. INACTIVE: 40 J. Alexander, 57 M. Ruether.

FIELD GOALS (made () & missed)

G. Anderson	(32)	(35)	(32)	D. Treadwell	(43)				
VISITOR	Pittsburgh Steelers	1	2	3	4	OT	TOTAL		
HOME	Denver Broncos	3	14	3	3	—	23		
		0	10	7	7	—	24		

Team	Qtr	Elapsed Time	SCORING PLAY	SCORE Visitor Home
STEELERS	1	7:47	G. Anderson 32 yd. Field Goal (13-65, 7:47)	3 0
STEELERS	2	1:38	M. Hoge 7 yd. run (G. Anderson, kick) (5-93, 2:27)	10 0
BRONCOS	2	8:38	M. Bratton 1 yd. run (D. Treadwell, kick) (12-75, 7:00)	10 7
STEELERS	2	14:34	L. Lipps 9 yd. pass from B. Brister (G. Anderson, kick) (12-77, 5:56)	17 10
BRONCOS	2	15:00	D. Treadwell 43 yd. Field Goal (2-41, 0:26)	17 17
BRONCOS	3	1:58	V. Johnson 37 yd. pass from J. Elway (D. Treadwell, kick) (1-37, 0:07)	17 17
STEELERS	3	7:26	G. Anderson 35 yd. Field Goal (10-62, 5:28)	20 17
STEELERS	4	0:07	G. Anderson 32 yd. Field Goal (10-34, 5:54)	23 17
BRONCOS	4	12:33	M. Bratton 1 yd. run (D. Treadwell, kick) (9-71, 4:39)	23 24

FINAL BRONCOS DEFENSIVE STATISTICS

(Based on unofficial press box totals)

Player	UT	A	TT	PD	FR	FF	S-Yds	I-Yds	Player	UT	A	TT	PD	FR	FF	S-Yds	I-Yds
M. Brooks	6	3	9	0	0	0	0-0	0-0	M. Munford	1	1	2	0	0	0	0-0	0-0
G. Kragen	6	3	9	0	0	1	0-0	0-0	R. Robbins	1	0	1	0	1	0	0-0	0-0
S. Atwater	6	0	6	0	0	0	0-0	0-0	S. Fletcher	1	0	1	1	0	0	0-0	0-0
R. Holmes	5	0	5	0	0	0	0-0	0-0	D. Carrington	0	0	0	0	0	0	0-0	0-0
D. Smith	4	1	5	0	0	0	0-0	0-0	K. Cornington	0	0	0	0	0	0	0-0	0-0
K. Mecklenburg	4	0	4	0	0	0	0-0	0-0	T. Lucas	0	0	0	0	0	0	0-0	0-0
T. Braxton	3	0	3	0	1	0	0-0	0-0	B. Klosterman	0	0	0	0	0	0	0-0	0-0
R. Dennison	2	1	3	0	0	0	0-0	0-0	W. Powers	0	0	0	0	0	0	0-0	0-0
W. Henderson	2	0	2	0	0	0	0-0	0-0	Team Totals	45	9	54	1	2	1	0-0	0-0
A. Carreker	2	0	2	0	0	0	0-0	0-0									

FINAL INDIVIDUAL STATISTICS

Pittsburgh Steelers										Denver Broncos													
RUSHING	ATT	YDS	AVG	LG	TD					RUSHING	ATT	YDS	AVG	LG	TD								
M. Hoge	16	120	7.5	45	1					B. Humphrey	18	85	4.7	17	0								
T. Worley	13	50	3.8	19	0					J. Elway	7	44	6.3	32	0								
B. Brister	2	4	2.0	4	0					S. Sewell	1	6	6.0	6	0								
L. Lipps	1	1	1.0	1	0					M. Bratton	4	3	0.8	1	2								
										S. Winder	1	0	0.0	0	0								
Total	32	175	5.5	45	1					Total	31	138	4.5	32	2								
PASSING	ATT	CMP	YDS	TD	LG	IN					PASSING	ATT	CMP	YDS	TD	LG	IN						
B. Brister	29	19	229	0/0	1	33	0					J. Elway	20	12	239	1/13	1	51	1				
Total	29	19	229	0/0	1	33	0					Total	20	12	239	1/13	1	51	1				
RECEIVING	NO	YDS	LG	TD						RECEIVING	NO	YDS	LG	TD									
M. Hoge	8	60	19	0						M. Jackson	5	111	5	0									
L. Lipps	3	29	11	1						V. Johnson	3	85	37	1									
D. Stone	3	18	11	0						M. Young	2	22	12	0									
M. Mularkey	2	36	25	0						R. Nattiel	1	15	15	0									
T. Worley	1	33	33	0						B. Humphrey	1	6	6	0									
M. Stock	1	30	30	0																			
W. Thompson	1	23	23	0																			
Total	19	229	33	1						Total	12	239	51	1									
INTERCEPTIONS	NO	YDS	LG	TD						INTERCEPTIONS	NO	YDS	LG	TD									
T. Everett	1	26	26	0																			
Total	1	26	26	0						Total	0	0	0	0									
PUNTING	NO	YDS	AVG	TB	IN20	LG					PUNTING	NO	YDS	AVG	TB	IN20	LG						
H. Newsome	2	86	43.0	0	0	50					M. Horan	3	133	44.3	1	2	55						
											J. Elway	1	17	17.0	0	1	17						
Total	2	86	43.0	0	0	50					Total	4	150	37.5	1	3	55						
PUNT RETURNS	NO	FC	YDS	LG	TD					PUNT RETURNS	NO	FC	YDS	LG	TD								
R. Woodson	0	1	0	0	0					V. Johnson	1	1	6	6	0								
Returns	0	1	0	0	0					Returns	1	1	6	6	0								
KICKOFF RETURNS	NO	FC	YDS	LG	TD					KICKOFF RETURNS	NO	FC	YDS	LG	TD								
R. Woodson	2	33	19	0					K. Bell	2	62	31	0										
										D. Carrington	2	51	27	0									
										M. Bratton	1	6	6	0									
Returns	2	33	19	0					Returns	5	119	31	0										

Pittsburgh Steelers										Denver Broncos													
FUMBLES					Own Rec.	Yds	TD	Opp. Rec.	Yds	TD	Out Bnds	FUMBLES					Own Rec.	Yds	TD	Opp. Rec.	Yds	TD	Out Bnds
T. Worley	1	0	0	0	0	0	0	0	0	0	0	T. Braxton	0	0	0	0	0	0	0	1	5	0	0
B. Brister	1	0	-2	0	0	0	0	0	0	0	0	V. Johnson	1	1	0	0	0	0	0	0	0	0	
												R. Robbins	0	0	0	0	0	0	1	1	0	0	
Total	2	0	-2	0	0	0	0	0	0	0	0	Total	1	1	0	0	0	0	2	5	0	0	

FINAL TEAM STATISTICS

	VISITOR STEELERS	HOME BRONCOS
TOTAL FIRST DOWNS		
By Rushing	19	19
By Passing	7	8
By Penalty	12	9
	0	2
THIRD DOWN EFFICIENCY	9-15-60%	6-10-60%
FOURTH DOWN EFFICIENCY	0-0-0%	0-0-0%
TOTAL NET YARDS	404	364
Total Offensive Plays (inc. times thrown passing)	61	52
Average gain per offensive play	6.6	7.0
NET YARDS RUSHING		
Total Rushing Plays	175	138
Average gain per rushing play	32	31
	5.5	4.5
NET YARDS PASSING		
Times thrown — yards lost attempting to pass	229	226
Gross yards passing	0-0	1-13
	229	239
PASS ATTEMPTS-COMPLETIONS-HAD INTERCEPTED	29-19-0	20-12-1
Average gain per pass play (inc. # thrown passing)	7.9	10.8
KICKOFFS Number-In End Zone-Touchbacks	6-1-1	4-2-2
PUNTS Number and Average		
Had Blocked	2-43.0	4-37.5
	0	0
FGs — PATs Had Blocked	0-0	0-0
TOTAL RETURN YARDAGE (Not Including Kickoffs)		
No. and Yards Punt Returns	26	6
No. and Yards Kickoff Returns	0-0	1-6
No. and Yards Interception Returns	2-33	5-119
	1-26	0-0
PENALTIES Number and Yards		
FUMBLES Number and Lost	8-50	2-19
	2-2	1-0
TOUCHDOWNS		
Rushing	2	3
Passing	1	2
Returns	0	1
	0	0
EXTRA POINTS Made-Attempts	2-2	3-3
FIELD GOALS Made-Attempts	3-3	1-1
SAFETIES	0	0
FINAL SCORE	23	24
TIME OF POSSESSION	34:14	25:46



SUPER BOWL XXII

WASHINGTON 42, DENVER 10

Jan. 31, 1988 • Jack Murphy Stadium • San Diego, Calif.

Weather: Mostly Cloudy, 61°, Wind SW 5 mph • Attendance: 73,302 • Time: 3:40

The Washington Redskins scored 35 points in the second quarter to power their way to a 42-10 victory over the Broncos in Super Bowl XXII, played at San Diego Jack Murphy Stadium.

Super Bowl MVP Doug Williams completed 18 of 29 passes for 340 yards and four touchdowns, while rusher Timmy Smith gained 204 yards on 22 carries, scoring twice, and wide receiver Ricky Sanders caught 9 passes for 193 yards and two touchdowns.

Overall, the Redskins gained 602 yards of total offense to Denver's 327. The Broncos took the early lead on their first play from scrimmage, a 56-yard bomb from John Elway to Ricky Nattiel, coming with 1:57 gone in the game. Denver's next possession stalled at the Redskins' 7-yard line, as Rich Karlis put the Broncos up 10-0 with a 24-yard field goal.

In the second quarter, however, Denver's dreams of a World Championship were blown apart by the Redskins. On Washington's first play of the quarter, Williams and Sanders combined for an 80-yard touchdown to bring the score to 10-7. The Redskins took the lead for good on the fifth play of their next possession when Williams hit Gary Clark for 27 yards and a score.

Denver got as far as the Washington 26 on its next drive, but Karlis' 43-yards field goal attempt sailed wide left. Two plays later Timmy Smith scored on a 58-yard run to increase the Washington lead to 21-10. The Redskins' next possession ended with a 50-yard Williams-to-Sanders TD pass, and minutes later, Williams and Clint Didier combined for a 7-yard touchdown pass to give the Washington Redskins a 35-10 lead at halftime.

The Broncos could move only as far as the Redskins' 48-yard line in the second half, while Washington closed out the scoring late in the game on a 4-yard run by Smith.

OFFICIALS

Referee — Bob McElwee (95); **Umpire** — Al Conway (27); **Line Judge** — Jack Fette (39); **Side Judge** — Don Wedge (28);
Head Linesman — Dale Hamer (104); **Back Judge** — Al Jury (106); **Field Judge** — Johnny Grier (23)

STARTING LINEUPS

Washington Redskins				Denver Broncos			
Offense		Defense		Offense		Defense	
WR	87 G. Clark	LE	71 C. Mann	WR	80 M. Jackson	LE	61 A. Townsend
LT	66 J. Jacoby	LT	65 D. Butz	LT	70 D. Studdard	NT	71 G. Kragen
LG	63 R. McKenzie	RT	77 D. Grant	LG	54 K. Bishop	RE	75 R. Jones
C	53 J. Bostic	RE	72 D. Manley	C	62 M. Freeman	LOLB	73 S. Fletcher
RG	69 R. C. Thelleman	LLB	55 M. Kaufman	RG	79 S. Humphries	LILB	77 K. Mecklenburg
RT	73 M. May	MLB	52 N. Okiewicz	RT	76 K. Lanier	RILB	98 R. Hunley
TE	86 C. Didier	RLB	51 M. Coleman	TE	88 C. Kay	ROLB	50 J. Ryan
TE	85 D. Warren	LCB	28 D. Green	QB	7 J. Elway	LCB	36 M. Haynes
QB	17 D. Williams	RCB	23 T. Bowles	RB	23 S. Winder	RCB	45 S. Wilson
RB	38 T. Smith	SS	45 B. Wilburn	RB	33 G. Lang	SS	31 D. Smith
WR	83 R. Sanders	FS	40 A. Walton	WR	84 R. Nattiel	FS	22 T. Lilly

DENVER SUBSTITUTIONS: 2 M. Horan, 3 R. Karlis, 8 G. Kubiak, 24 T. Boddie, 27 K. Clark, 28 J. Castille, 30 S. Sewell, 34 T. Braxton, 35 K. Bell, 38 B. Plummer, 46 B. Micho, 48 R. Robbins, 55 R. Dennison, 56 M. Brooks, 59 T. Lucas, 65 W. Bowyer, 72 K. Kartz, 81 S. Watson, 82 V. Johnson, 89 O. Mobley, 90 F. Gilbert, 97 B. Klosterman. **DID NOT PLAY:** 68 L. Lee.

		FIELD GOALS (made (___) & missed)					
A. Haji-Sheikh		46 hit upright		R. Karlis	(24)	43WL	
		1	2	3	4	OT	TOTAL
VISITOR	Washington Redskins	0	35	0	7	—	42
HOME	Denver Broncos	10	0	0	0	—	10

Team	Qtr	Elapsed Time	SCORING PLAY	SCORE
				Visitor Home
BRONCOS	1	1:57	R. Nattiel 56 yd. pass from J. Elway (R. Karlis, kick) (1-56, 0:08)	0 7
BRONCOS	1	5:51	R. Karlis 24 yd. Field Goal (7-61, 2:05)	0 10
REDSKINS	2	0:53	R. Sanders 80 yd. pass from D. Williams (A. Haji-Sheikh, kick) (1-80, 0:10)	7 10
REDSKINS	2	4:45	G. Clark 27 yd. pass from D. Williams (A. Haji-Sheikh, kick) (5-64, 2:44)	14 10
REDSKINS	2	8:33	T. Smith 58 yd. run (A. Haji-Sheikh, kick) (2-74, 0:51)	21 10
REDSKINS	2	11:18	R. Sanders 50 yd. pass from D. Williams (A. Haji-Sheikh, kick) (3-60, 0:52)	28 10
REDSKINS	2	13:56	C. Didier 8 yd. pass from D. Williams (A. Haji-Sheikh, kick) (7-79, 1:10)	35 10
REDSKINS	4	1:51	T. Smith 4 yd. run (A. Haji-Sheikh, kick) (4-68, 2:03)	42 10

FINAL BRONCOS DEFENSIVE STATISTICS

(Based on unofficial press box totals)

Player	UT	A	T	PD	FF	FF	S-Yds	I-Yds	Player	UT	A	T	PD	FF	FF	S-Yds	I-Yds
D. Smith	7	2	9	0	0	0	0-0	0-0	J. Ryan	3	0	3	0	0	0	0-0	0-0
K. Mecklenburg	7	0	7	0	0	0	1-8	0-0	A. Townsend	3	0	3	1	0	0	0-0	0-0
S. Fletcher	6	0	6	0	0	0	0-0	0-0	G. Krager	2	0	2	0	0	0	0-0	0-0
F. Gilbert	4	1	5	0	0	0	0-0	0-0	J. Castille	1	0	1	0	0	0	0-0	0-0
R. Jones	4	0	4	0	0	0	1-10	0-0	R. Dennison	1	0	1	0	0	0	0-0	0-0
T. Lilly	4	0	4	0	0	0	0-0	0-0	R. Hurley	1	0	1	0	0	0	0-0	0-0
S. Wilson	4	0	4	0	0	0	0-0	0-0	F. Robbins	1	0	1	1	0	0	0-0	0-0
M. Haynes	3	0	3	0	0	0	0-0	0-0	Team Totals	45	9	54	1	2	1	0-0	0-0



FINAL INDIVIDUAL STATISTICS

Washington Redskins										Denver Broncos											
RUSHING		ATT	YDS	AVG	LG	TD	RUSHING		ATT	YDS	AVG	LG	TD								
T. Smith		22	204	9.3	58t	2	G. Lang		5	38	7.6	13	0								
K. Bryant		8	38	4.8	15	0	J. Elway		3	32	10.7	21	0								
G. Clark		1	25	25.0	25	0	S. Winder		8	30	3.8	13	0								
G. Rogers		5	17	3.4	5	0	S. Sewell		1	-3	-3.0	0	0								
K. Griffin		1	2	2.0	2	0															
D. Williams		2	-2	-1.0	0	0															
R. Sanders		1	-4	-4.0	-4	0															
Total		40	280	7.0	58t	2	Total		17	97	5.7	21	0								
PASSING		ATT	CMP	YDS	TKD/ YD	TD	LG	IN	PASSING		ATT	CMP	YDS	TKD/ YD	TD	LG	IN				
D. Williams		29	18	340	1/10	4	80t	1	J. Elway		38	14	257	5/50	1	56t	3				
J. Schroeder		1	0	0	1/8	0	0	0	S. Sewell		1	1	23	0/0	0	23	3				
Total		30	18	340	2/18	4	80t	1	Total		39	115	280	5/50	1	56t	3				
RECEIVING		NO		YDS	LG	TD	RECEIVING		NO		YDS	LG	TD								
R. Sanders		9		193	80t	2	M. Jackson		4		76	32	0								
G. Clark		3		55	27t	1	S. Sewell		4		41	18	0								
D. Warren		2		15	9	0	R. Nattiel		2		69	56t	1								
A. Monk		1		40	40	0	C. Kay		2		38	27	0								
K. Bryant		1		20	20	0	S. Winder		1		26	26	0								
T. Smith		1		9	9	0	J. Elway		1		23	23	0								
C. Clidier		1		8	8t	1	G. Lang		1		7	7	0								
Total		18		340	80t	4	Total		15		280	56t	1								
INTERCEPTIONS		NO		YDS	LG	TD	INTERCEPTIONS		NO		YDS	LG	TD								
B. Wilburn		2		11	11	0	J. Castille		1		0	0	0								
B. Davis		1		0	0	0															
Total		3		11	11	0	Total		1		0	0	0								
PUNTING		NO	YDS	AVG	TB	IN20	LG	PUNTING		NO	YDS	AVG	TB	IN20	LG						
S. Cox		4	150	37.5	0	0	42	M. Horan		7	253	36.1	1	1	43						
Total		4	150	37.5	0	0	42	Total		7	253	36.1	1	1	43						
PUNT RETURNS		NO	FC	YDS	LG	TD	PUNT RETURNS		NO	FC	YDS	LG	TD								
D. Green		1	1	0	0	0	K. Clark		2	0	18	9	0								
D. Yarber		0	1	0	0	0															
Returns		1		0	0	0	Returns		2		18	9	0								
KICKOFF RETURNS		NO	FC	YDS	LG	TD	KICKOFF RETURNS		NO	FC	YDS	LG	TD								
R. Sanders		3		46	16	0	K. Bell		5		88	21	0								
Returns		3		46	16	0	Returns		5		88	21	0								
Wash. Redskins FUMBLES		Own Fum	Rec.	Yds	TD	Opp. FF	Rec.	Yds	TD	Out Bnds	Denver Broncos FUMBLES		Own Fum	Rec.	Yds	TD	Opp. FF	Rec.	Yds	TD	Out Bnds
R. Caldwell		0	1	0	0	0	0	0	0	0	Total		0	0	0	0	0	0	0	0	
R. Sanders		1	0	0	0	0	0	0	0	0											
Total		1	1	0	0	0	0	0	0	0											

FINAL TEAM STATISTICS

	VISITOR REDSKINS	HOME BRONCOS
TOTAL FIRST DOWNS	25	18
By Rushing	13	6
By Passing	11	10
By Penalty	1	2
THIRD DOWN EFFICIENCY	9-15-60%	2-12-16%
FOURTH DOWN EFFICIENCY	0-0-0%	0-0-0%
TOTAL NET YARDS	602	327
Total Offensive Plays (inc. times thrown passing)	72	61
Average gain per offensive play	8.4	5.4
NET YARDS RUSHING	280	97
Total Rushing Plays	40	17
Average gain per rushing play	7.0	5.7
NET YARDS PASSING	322	230
Times thrown -- yards lost attempting to pass	2-18	5-50
Gross yards passing	340	280
PASS ATTEMPTS-COMPLETIONS-HAD INTERCEPTED	30-18-1	39-15-3
Average gain per pass play (inc. # thrown passing)	10.1	5.2
PUNTS Number and Average	4-37.5	7-36.1
Had Blocked	0	0
FGs -- PATs Had Blocked	0-0	0-0
TOTAL RETURN YARDAGE (Not Including Kickoffs)	11	18
No. and Yards Punt Returns	1-0	2-18
No. and Yards Kickoff Returns	3-46	5-88
No. and Yards Interception Returns	3-11	1-0
PENALTIES Number and Yards	6-65	5-26
FUMBLES Number and Lost	1-0	0-0
TOUCHDOWNS		
Rushing	6	1
Passing	2	0
Returns	4	1
	0	0
EXTRA POINTS Made-Attempts	6-6	1-1
FIELD GOALS Made-Attempts	0-1	1-2
SAFETIES	0	0
FINAL SCORE	42	10
TIME OF POSSESSION	35:15	24:45



1987 AFC DIVISIONAL PLAYOFF GAME

DENVER 34, HOUSTON 10

Jan. 10, 1988 • Mile High Stadium • Denver

Weather: Mostly Sunny, 45°, Wind E 6 mph • Attendance: 75,968 • Time: 3:07

The Denver Broncos advanced to the AFC Championship game after beating the Oilers 34-10, the largest margin of victory ever for the Broncos in postseason play. The Broncos were led on defense by Mark Haynes and Karl Mecklenburg, who both picked up key interceptions, and on offense by quarterback John Elway (14 of 25, 259 yards, two TDs) and receivers Vance Johnson (4 catches for 105 yards) and Clarence Kay (3 catches for 57 yards and two TDs).

Punter Mike Horan put the Oilers in a hole after the Broncos' first drive stalled, sending a punt to the Houston 5-yard line, where two plays later, a lateral pass from Warren Moon to Mike Rozier was fumbled, and Steve Wilson recovered for Denver on the 1. Gene Lang scored two plays later to give the Broncos an early 7-0 lead. Houston's next drive reached the Bronco 20-yard line before Mecklenburg intercepted a pass and returned it to the Denver 28. Elway hit Kay for 29 yards on the next play to move into Houston territory, and five plays later the same connection was made for a 27-yard touchdown pass, giving the Broncos a 14-0 lead.

Both teams added field goals on their first drive of the second quarter to make the score 17-3 in Denver's favor. On the fourth Denver play after Houston's field goal, Elway threw a 55-yard bomb to Johnson to move the ball to the Oiler 11. Five plays later Elway hit Kay, again for a touchdown on a 1-yard pass to up the lead to 24-3 with less than 2 minutes left in the half.

Denver's first possession of the second half resulted in a Rich Karlis field goal. Houston then took 10 plays to reach the Denver 7, but Mark Haynes picked off a Moon pass in the end zone and returned it 57 yards, a Broncos playoff record. Houston's next drive reached the Broncos 11 but a pass on fourth down fell incomplete. The Oilers got the ball back three plays later when Patrick Allen intercepted an Elway pass, and that led to a 19-yard touchdown pass from Moon to Ernest Givins, cutting Denver's lead to 27-10. The Broncos' Kevin Clark recovered the onside kick that followed, and Denver moved 52 yards in 7 plays to score the final points of the game on a 3-yard run by Elway.

OFFICIALS

Referee — Jerry Markbreit (9); Umpire — Ed Fiffick (57); Line Judge — Ray Dodez (74); Side Judge — Larry Nemmers (20); Head Linesman — Ed Marion (26); Back Judge — Al Jury (106); Field Judge — Ron Spittler (119)

STARTING LINEUPS

Houston Oilers

Offense		Defense	
WR 85	D. Hill	LE 79	R. Childress
LT 77	B. Davis	NT 99	D. Smith
LG 63	M. Munchak	RE 71	R. Byrd
C 52	J. Pennison	LLB 93	R. Lyles
RG 74	B. Matthews	LILB 59	J. Grimsley
RT 70	D. Steinkuhler	RILB 54	A. Smith
TE 87	J. Williams	RLB 91	J. Meads
WR 81	E. Givins	LCB 24	S. Brown
QB 1	W. Moon	RCB 29	P. Allen
RB 30	M. Rozier	SS 25	K. Bostic
FB 32	A. Highsmith	FS 31	J. Donaldson

Denver Broncos

Offense		Defense	
WR 82	V. Johnson	LE 61	A. Townsend
LT 70	D. Studdard	NT 71	G. Krager
LG 54	K. Bishop	RE 75	R. Jones
C 62	M. Freeman	LOLB 73	S. Fletcher
RG 79	S. Humphries	LILB 77	K. Mecklenburg
RILB 98	R. Hunley	RILB 98	R. Hunley
TE 88	C. Kay	ROLB 50	J. Ryan
WR 80	M. Jackson	LCB 36	M. Haynes
QB 7	J. Elway	FS 22	T. Lilly
RB 30	S. Sewell	SS 31	M. Harden
FB 89	O. Mobley	RCB 45	S. Wilson

DENVER SUBSTITUTIONS: 2 M. Horan, 3 R. Karlis, 8 G. Kubiak, 23 S. Winder, 24 T. Boddie, 27 K. Clark, 28 J. Castille, 33 G. Lang, 34 T. Braxton, 35 K. Bell, 38 B. Plummer, 46 B. Micho, 55 R. Dennison, 56 M. Brooks, 59 T. Lucas, 65 W. Bowyer, 68 L. Lee, 72 K. Kartz, 81 S. Watson, 84 R. Nattiel, 86 M. Andrews, 90 F. Gilbert, 97 B. Klosterman. **DID NOT PLAY:** None.

FIELD GOALS (made) & missed

		R. Karlis		(43) (23)		OT	TOTAL
VISITOR	Houston Oilers	1	2	3	4		
HOME	Denver Broncos	0	3	0	7	—	10
		14	10	3	7	—	34

Team	Qtr	Elapsed Time	SCORING PLAY	Score Visitor	Home
BRONCOS	1	6:19	G. Lang 1 yd. run (R. Karlis, kick) (2-1, 0:39)	0	7
BRONCOS	1	13:34	C. Kay 27 yd. pass from J. Elway (R. Karlis, kick) (6-72, 2:55)	0	14
BRONCOS	2	3:20	R. Karlis 43 yd. Field Goal (7-14, 3:09)	0	17
OILERS	2	9:03	T. Zendejas 46 yd. Field Goal (12-54, 5:43)	3	17
BRONCOS	2	13:08	C. Kay 1 yd. pass from J. Elway (R. Karlis, kick) (9-80, 4:05)	3	24
BRONCOS	3	2:29	R. Karlis 23 yd. Field Goal (5-51, 1:25)	3	27
OILERS	4	6:38	E. Givins 19 yd. pass from W. Moon (T. Zendejas, kick) (3-48, 1:14)	10	27
BRONCOS	4	10:33	J. Elway 3 yd. run (R. Karlis, kick) (7-52, 3:55)	10	34

FINAL BRONCOS DEFENSIVE STATISTICS

(Based on unofficial press box totals)

Player	UT	A	TT	PD	FR	FF	S-Yds	I-Yds	Player	UT	A	TT	PD	FR	FF	S-Yds	I-Yds
R. Dennison	6	2	8	0	0	0	0-0	0-0	W. Bowyer	2	1	3	0	0	0	0-0	0-0
M. Haynes	6	0	6	2	0	0	0-0	1-57	M. Brooks	2	1	3	0	0	0	0-0	0-0
T. Lilly	5	1	6	0	0	0	0-0	0-0	K. Clark	2	0	2	0	0	0	0-0	0-0
S. Wilson	5	1	6	1	1	0	0-0	0-0	F. Gilbert	2	0	2	1	0	0	0-0	0-0
R. Jones	3	2	5	0	0	0	0-0	0-0	B. Plummer	2	0	1	1	1	0	0-0	0-0
R. Hunley	2	3	5	0	0	0	0-0	0-0	J. Ryan	0	1	1	0	0	0	0-0	0-0
K. Mecklenburg	4	4	4	0	0	0	0-0	1-18	S. Fletcher	0	0	0	0	0	0	0-0	0-0
G. Krager	3	0	3	0	0	0	0-0	0-0	J. Castille	0	0	0	0	0	0	0-0	0-0
A. Townsend	3	0	3	0	0	0	0-0	0-0	Team Totals	47	13	60	6	1	0	0-0	2-75

FINAL INDIVIDUAL STATISTICS

Houston Oilers							Denver Broncos									
RUSHING	ATT	YDS	AVG	LG	TD		RUSHING	ATT	YDS	AVG	LG	TD				
M. Rozier	9	25	3.1	8	0		S. Winder	13	46	3.5	8	0				
A. Pinkett	6	20	3.3	8	0		S. Sewell	5	9	1.8	5	0				
W. Moon	5	15	3.0	7	0		J. Elway	4	8	2.0	4	1				
A. Highsmith	5	13	2.6	11	0		K. Bell	2	7	3.5	5	0				
E. Givins	1	0	0.0	0	0		G. Kubiak	2	-3	-1.5	-1	0				
							G. Lang	3	-6	-2.0	11	1				
Total	26	73	2.8	11	0		Total	29	61	2.1	8	2				
PASSING	ATT	CMP	YDS	TKD/YD	TD	LG	IN	PASSING	ATT	CMP	YDS	TKD/YD	TD	LG	IN	
W. Moon	43	24	264	0/0	1	24	2	J. Elway	25	14	259	1/4	2	55	1	
Total	43	24	264	0/0	1	24	2	Total	25	14	259	1/4	2	55	1	
RECEIVING		NO	YDS	LG	TD			RECEIVING		NO	YDS	LG	TD			
E. Givins		6	84	19	1			V. Johnson		4	105	55	0			
D. Hill		5	93	24	0			C. Kay		3	57	29	2			
C. Duncan		4	32	13	0			S. Sewell		3	41	25	0			
A. Highsmith		4	20	13	0			G. Lang		1	25	25	0			
W. Drewrey		2	17	9	0			T. Boddie		1	15	15	0			
J. Williams		1	7	7	0			O. Mobley		1	9	9	0			
M. Rozier		1	6	6	0			R. Nattiel		1	7	7	0			
A. Pinkett		1	5	5	0											
Total		24	264	24	1			Total		14	259	55	2			
INTERCEPTIONS		NO	YDS	LG	TD			INTERCEPTIONS		NO	YDS	LG	TD			
P. Allen		1	2	2	0			K. Mecklenburg		1	18	18	0			
								M. Haynes		1	57	57	0			
Total		1	2	2	0			Total		2	75	57	0			
PUNTING	NO	YDS	AVG	TB	IN20	LG		PUNTING	NO	YDS	AVG	TB	IN20	LG		
J. Gossett	3	134	44.7	0	1	57		M. Horan	2	92	46.0	1	1	49		
Total	3	134	44.7	0	1	57		Total	2	92	46.0	1	1	49		
PUNT RETURNS	NO	FC	YDS	LG	TD			PUNT RETURNS	NO	FC	YDS	LG	TD			
								G. Clark		2	1	15	12	0		
Returns		0		0	0	0		Returns		2		15	12	0		
KICKOFF RETURNS	NO	FC	YDS	LG	TD			KICKOFF RETURNS	NO	FC	YDS	LG	TD			
A. Pinkett	3		62	21	0			K. Bell		1	28	28	0			
								K. Clark		1	0	0	0			
Returns		3		62	21	0		Returns		2	28	28	0			
Houston Oilers	Own	Opp.	Rec.	Yds	TD	Out		Denver Broncos	Own	Opp.	Rec.	Yds	TD	Out		
FUMBLES	Fum	Rec.	Yds	TD	FF	Rec.	Yds	TD	FF	Rec.	Yds	TD	Bnds			
W. Moon	1	1	0	0	0	0	0	0	0	1	0	0	0	0		
E. Givins	1	0	-5	0	0	0	0	0	0	0	0	0	0	0		
Total	2	1	-5	0	0	0	0	0	0	1	0	0	0	0		
								Total	0	0	0	0	0	1	0	0

FINAL TEAM STATISTICS

VISITOR OILERS		HOME BRONCOS	
TOTAL FIRST DOWNS	20	19	
By Rushing	5	9	
By Passing	14	9	
By Penalty	1	1	
THIRD DOWN EFFICIENCY	8-16-50%	4-9-44%	
FOURTH DOWN EFFICIENCY	2-4-50%	1-1-100%	
TOTAL NET YARDS	337	316	
Total Offensive Plays (inc. times thrown passing)	69	55	
Average gain per offensive play	4.9	5.7	
NET YARDS RUSHING	73	61	
Total Rushing Plays	26	29	
Average gain per rushing play	2.8	2.1	
NET YARDS PASSING	264	255	
Times thrown — yards lost attempting to pass	0-0	1-4	
Gross yards passing	264	259	
PASS ATTEMPTS-COMPLETIONS-HAD INTERCEPTED	43-24-2	25-14-1	
Average gain per pass play (inc. # thrown passing)	6.1	9.8	
PUNTS Number and Average	3-44.7	2-46.0	
Had Blocked	0	0	
FGs — PATs Had Blocked	0-0	0-0	
TOTAL RETURN YARDAGE (Not Including Kickoffs)	2	90	
No. and Yards Punt Returns	0-0	2-15	
No. and Yards Kickoff Returns	3-62	2-28	
No. and Yards Interception Returns	1-2	2-75	
PENALTIES Number and Yards	10-73	4-35	
FUMBLES Number and Lost	2-1	0-0	
TOUCHDOWNS	1	4	
Rushing	0	2	
Passing	1	2	
Returns	0	0	
EXTRA POINTS Made-Attempts	1-1	4-4	
FIELD GOALS Made-Attempts	1-1	2-2	
SAFETIES	0	0	
FINAL SCORE	10	34	
TIME OF POSSESSION	32:33	27:27	

SUPER BOWL XXI

NEW YORK GIANTS 39, DENVER 20

Jan. 25, 1987 • Rose Bowl • Pasadena, Calif.

Weather: Sunny, 76°, Wind W 2-5 mph • Attendance: 101,063 • Time: 3:25

The New York Giants broke open a close game with 24 unanswered points to open the second half, capturing a 39-20 win over the Broncos in Super Bowl XXI. The game, played before a crowd of 101,063 in Pasadena's Rose Bowl, featured outstanding performances by the two quarterbacks, Super Bowl MVP Phil Simms of New York (22-25, 268 yds., 3 TDs) and Denver's John Elway (22-37, 304 yds., 1 TD).

The Broncos drove to the Giants' 31-yard-line on their opening drive and took a 3-0 lead when Rich Karlis booted a Super Bowl record-tying 48-yard field goal. New York answered with a 9-play, 78-yard scoring drive that culminated with a 6-yard touchdown pass from Simms to tight end Mark Bavaro.

With five-and-a-half minutes remaining in the first quarter, the Broncos took possession on their own 42 after a 28-yard kickoff return by Ken Bell. Elway completed passes on the first three plays of the drive as Denver reached the New York 33. Two Giant penalties left the Broncos with a first-and-10 at the 12, and on third down, Elway called his own number, scoring from 4 yards out on a quarterback draw to give Denver a 10-7 lead. The Giants' next drive stalled and the Broncos got the ball back at the 14-minute mark of the second quarter. On the third play of the drive, on third-and-18, Elway unleashed a 54-yard bomb to Vance Johnson, giving the Broncos a first down on the Giants 28. Seven plays later Denver had a first-and-goal at the New York 1, but failed to score in three plays and Karlis was wide right on a 23-yard field goal attempt.

Denver's Orange Crush defense stifled the next Giant drive at the New York 47, and after a punt, the Broncos got the ball back on their own 15. Controversy entered the game when, on second-and-twelve, Elway threw an apparent completion for a first down to Clarence Kay. The pass was ruled incomplete, a call that was upheld after review of the television replay. On the next play, Giant defensive end George Martin sacked Elway in the end zone for a safety to pull New York within a point of Denver at 10-9. The Denver defense held again, giving Denver the ball at its own 37. Elway quickly hit Steve Watson for 31 yards and Gerald Willhite for 11 more to give the Broncos a first-and-10 at the Giants 21 with 43 seconds left in the half. Denver reached the 16-yard-line, but Karlis was wide right on a 34-yard field goal attempt with 13 seconds left in the half.

New York scored on all three third-quarter drives and outgained Denver in the period 163 yards to 2. With the score at 26-10, the Giants mounted a scoring drive on their first possession of the fourth quarter, and they went up 33-10 after Phil McConkey caught a deflected pass in the end zone, Simms' third touchdown strike of the day. Denver got the ball back at its own 16 and Elway moved the squad to the New York 10, as Karlis kicked a 27-yard field goal to make the score 33-13. The Giants took only 5 plays to move 46 yards for their next touchdown, a 2-yard run by Ottis Anderson which made the score 39-13. Elway took Denver down the field again and hit Vance Johnson with a 47-yard touchdown pass for the game's final points.

OFFICIALS

Referee — Jerry Markbreit (9); Umpire — Bob Boylston (101); Line Judge — Bob Baeks (59); Side Judge — Gil Mace (90); Head Linesman — Terry Gierke (72); Back Judge — Jim Poole (92); Field Judge — Pat Mallette (82)

STARTING LINEUPS

Denver Broncos

WR	Offense	LE	Defense
82	V. Johnson	51	A. Townsend
LT	70 D. Studdard	NT	71 G. Kragen
LG	54 K. Bishop	RE	75 R. Jones
C	64 B. Bryan	LOLB	50 J. Ryan
RG	63 M. Cooper	LILB	77 K. Mecklenburg
RT	76 K. Lanier	RILB	98 R. Hunley
TE	88 C. Kay	ROLB	57 T. Jackson
WR	81 S. Watson	LCB	20 L. Wright
QB	7 J. Elway	RCB	31 M. Harden
RB	23 S. Winder	SS	49 D. Smith
RB	47 G. Willhite	FS	43 S. Foley

New York Giants

WR	Offense	LE	Defense
66	L. Marshall	75	G. Martin
64	J. Burt	NT	64 J. Burt
67	B. Ard	RE	70 L. Marshall
65	B. Oates	LOLB	58 C. Banks
61	C. Godfrey	LILB	55 G. Reasons
63	K. Nelson	RILB	53 H. Carson
67	T. Jackson	ROLB	56 L. Taylor
81	S. Robinson	LCB	34 E. Patterson
QB	11 P. Simms	RCB	23 P. Williams
RB	20 J. Morris	SS	48 K. Hill
RB	44 M. Carthon	FS	27 H. Welch

DENVER SUBSTITUTIONS: 2 M. Horan, 3 R. Karlis, 8 G. Kubiak, 22 T. Lilly, 30 S. Sewell, 33 G. Lang, 35 K. Bell, 36 M. Haynes, 45 S. Wilson, 48 R. Robbins, 52 K. Woodard, 55 R. Dennison, 59 D. Comeaux, 62 M. Freeman, 69 T. Colinto, 73 S. Fletcher, 74 D. Remsburg, 80 M. Jackson, 84 C. Sampson, 85 J. Hackett, 87 B. Micho, 89 O. Mobley, 90 F. Gilbert.

FIELD GOALS (made () & missed)

R. Karlis	(48)	23WR	34WR	(29)	R. Allegre	(21)
	1	2	3	4	OT	TOTAL
VISITOR	10	0	0	10	—	20
HOME	7	2	17	13	—	39

Team	Qtr	Elapsed Time	SCORING PLAY	SCORE Visitor Home
BRONCOS	1	4:09	R. Karlis 48 yd. Field Goal (8-45, 4:09)	3 0
GIANTS	1	9:33	Z. Mowatt 6 yd. pass from P. Simms (R. Allegre, kick) (9-78, 5:24)	3 7
BRONCOS	1	12:54	J. Elway 4 yd. run (R. Karlis, kick) (6-58, 3:21)	10 7
GIANTS	2	12:14	Safety — J. Elway sacked by G. Martin in end zone (3-(-)15, 0:47)	10 9
GIANTS	3	4:52	M. Bavaro 13 yd. pass from P. Simms (R. Allegre, kick) (8-63, 4:52)	10 16
GIANTS	3	11:06	R. Allegre 21 yd. Field Goal (9-32, 5:07)	10 19
GIANTS	3	14:38	J. Morris 1 yd. run (R. Allegre, kick) (5-68, 2:14)	10 26
GIANTS	4	4:04	P. McConkey 6 yd. pass from P. Simms (R. Allegre, kick) (6-52, 3:50)	10 33
BRONCOS	4	8:59	R. Karlis 28 yd. Field Goal (13-73, 4:55)	13 33
GIANTS	4	10:42	O. Anderson 2 yd. run (kick wide) (5-46, 2:43)	13 39
BRONCOS	4	12:54	V. Johnson 47 yd. pass from J. Elway (R. Karlis, kick) (5-69, 1:12)	20 39

BRONCOS DEFENSIVE LEADERS

(Based on unofficial press box totals)

Player	UT	A	TT	PD	FR	FF	S-Yds	I-Yds	Player	UT	A	TT	PD	FR	FF	S-Yds	I-Yds
K. Woodard	8	3	11	0	0	0	0.5-2.5	0-0	M. Haynes	3	0	3	0	0	0	0-0	0-0
J. Ryan	6	3	9	0	0	0	0-0	0-0	S. Wilson	3	0	3	0	0	0	0-0	0-0
R. Hunley	7	1	8	0	0	0	0-0	0-0	A. Townsend	2	1	3	0	0	0	0-0	0-0
R. Jones	4	2	6	0	0	0	0-0	0-0	F. Gilbert	1	1	2	0	0	0	0.5-2.5	0-0
S. Foley	5	0	5	0	0	0	0-0	0-0	B. Micho	2	0	2	0	0	0	0-0	0-0
D. Smith	5	0	5	0	0	0	0-0	0-0	T. Lilly	1	1	2	0	0	0	0-0	0-0
L. Wright	5	0	5	0	0	0	0-0	0-0	R. Robbins	1	1	2	0	0	0	0-0	0-0
K. Mecklenburg	2	3	5	0	0	0	0-0	0-0	Team Totals	58	20	78	0	0	0	1-5	0-0

FINAL INDIVIDUAL STATISTICS

Denver Broncos	ATT	YDS	AVG	LG	TD
RUSHING					
J. Elway	6	27	4.5	10	1
G. Willhite	4	19	4.8	11	0
S. Sewell	3	4	1.3	12	0
G. Lang	2	2	1.0	4	0
S. Winder	4	0	0.0	3	0

Total 19 52 2.7 12 1

PASSING	ATT	CMP	YDS	TD	LG	IN
J. Elway	37	22	304	3/26	1	54
G. Kubiak	4	4	48	1/6	0	23
Total	41	26	352	4/32	1	54

RECEIVING	NO	YDS	LG	TD
V. Johnson	5	121	54	1
G. Willhite	5	39	11	0
S. Winder	4	34	14	0
M. Jackson	3	51	24	0
S. Watson	2	54	31	0
C. Sampson	2	20	11	0
O. Mobley	2	17	11	0
S. Sewell	2	12	7	0
G. Lang	1	4	4	0
Total	26	352	54	1

INTERCEPTIONS NO YDS LG TD

Total 0 0 0 0

PUNTING	NO	YDS	AVG	TB	IN20	LG
M. Horan	2	82	41.0	0	0	42
Total	2	82	41.0	0	0	42

PUNT RETURNS	NO	FC	YDS	LG	TD
G. Willhite	1	1	9	9	0
Returns	1	1	9	9	0

KICKOFF RETURNS	NO	FC	YDS	LG	TD
K. Bell	3	48	28	0	0
G. Lang	2	36	23	0	0
Returns	5	84	28	0	0

Denver Broncos	Own	Rec.	Yds	TD	FF	Opp. Rec.	Yds	TD	Out
FUMBLES									Bnds
J. Elway	1	0	0	0	0	0	0	0	0
K. Bell	1	0	0	0	0	0	0	0	0
J. Hackett	0	1	0	0	0	0	0	0	0
Total	2	2	0	0	0	0	0	0	0

New York Giants	ATT	YDS	AVG	LG	TD
RUSHING					
J. Morris	20	67	3.3	11	1
P. Simms	3	25	8.3	22	0
L. Rouson	3	22	7.3	18	0
T. Galbreath	4	17	4.3	7	0
M. Carthon	3	4	1.3	2	0
O. Anderson	2	1	0.5	2	1
J. Ruffledge	3	0	0.0	2	0
Total	38	136	3.6	22	2

PASSING	ATT	CMP	YDS	TD	LG	IN
P. Simms	25	22	268	1/5	44	3
Total	25	22	268	1/5	44	3

RECEIVING	NO	YDS	LG	TD
M. Bavaro	4	51	17	1
J. Morris	4	20	12	0
M. Carthon	4	13	7	0
S. Robinson	3	62	36	0
L. Manuel	3	43	17	0
P. McConkey	2	50	44	1
L. Rouson	1	23	23	0
Z. Mowatt	1	6	6	1

Total 22 268 44 3

INTERCEPTIONS	NO	YDS	LG	TD
E. Patterson	1	-7	-7	0
Total	1	-7	-7	0

PUNTING	NO	YDS	AVG	TB	IN20	LG
S. Landeta	3	138	46.0	1	1	59
Total	3	138	46.0	1	1	59

PUNT RETURNS	NO	FC	YDS	LG	TD
P. McConkey	1	1	25	25	0
Returns	1	1	25	25	0

KICKOFF RETURNS	NO	FC	YDS	LG	TD
L. Rouson	3	56	22	0	0
T. Flynn	1	-3	0	0	0
Returns	4	53	22	0	0

New York Giants	Own	Rec.	Yds	TD	FF	Opp. Rec.	Yds	TD	Out
FUMBLES									Bnds
L. Marshall	0	0	0	0	1	0	0	0	0
P. Johnson	0	0	0	0	1	0	0	0	0
Total	0	0	0	0	2	0	0	0	0

FINAL TEAM STATISTICS

TOTAL FIRST DOWNS

By Rushing	23
By Passing	5
By Penalty	16
Total	44

THIRD DOWN EFFICIENCY

FOURTH DOWN EFFICIENCY

TOTAL NET YARDS

Total Offensive Plays (inc. times thrown passing)

Average gain per offensive play

NET YARDS RUSHING

Total Rushing Plays

Average gain per rushing play

NET YARDS PASSING

Times thrown — yards lost attempting to pass

Gross yards passing

PASS ATTEMPTS-COMPLETIONS-HAD INTERCEPTED

Average gain per pass play (inc. # thrown passing)

PUNTS Number and Average

Had Blocked

FGs — PATs Had Blocked

TOTAL RETURN YARDAGE (Not including Kickoffs)

No. and Yards Punt Returns

No. and Yards Kickoff Returns

No. and Yards Interception Returns

PENALTIES Number and Yards

FUMBLES Number and Lost

TOUCHDOWNS

Rushing

Passing

Returns

Extra Points Made-Attempts

Field Goals Made-Attempts

SAFETIES

FINAL SCORE

TIME OF POSSESSION

VISITOR BRONCOS	HOME GIANTS
24	24
10	10
13	13
1	1
7-14-50%	6-12-50%
0-0-0%	1-2-50%
372	399
64	64
5.8	6.2
52	136
19	38
2.7	3.6
320	263
4-32	1-5
352	268
41-26-1	25-22-0
7.1	10.1
2-41	3-46
0-0	0-0
0-0	0-0
9	18
1-9	1-25
5-84	4-53
0-0	1-(-7)
4-28	6-48
2-0	0-0
2	5
1	2
1	3
0	0
2-2	4-5
2-4	1-1
1	0
20	39
25-21	34-39

1986 AFC CHAMPIONSHIP GAME

DENVER 23, CLEVELAND 20

Jan. 11, 1987 • Cleveland Stadium • Cleveland, Ohio

Weather: Solid Overcast, 30°, Wind NW 14 mph (-5°) • Attendance: 79,915 • Time: 3:50

Rich Karlis kicked a 33-yard field goal 5:48 into overtime to give the Broncos a 23-20 victory over the Browns. The game was played before a crowd of 79,915 people, who braved a wind-chill of 5 degrees.

Cleveland took an early 7-0 lead when Bernie Kosar threw a 6-yard touchdown pass to Herman Fontenot with 5:19 left in the first quarter to cap a 14-play, 86-yard drive. The Broncos stopped the next two Cleveland drives with interceptions, the first Ricky Hunley and the second by Jim Ryan, who returned the ball 26 yards to the Cleveland 9. Four plays later Karlis nailed a 19-yard field goal to make the score 7-3. Denver got another break on Cleveland's next play when Kevin Mack fumbled and Ken Woodard recovered the ball on the Browns' 37. On first down John Elway ramblled 34 yards, and two more rushes got Denver to the 1-yard line. On fourth-and-goal Gerald Willhite plunged into the end zone to give the Broncos a 10-7 lead.

Cleveland kicker Mark Moseley tied the score at 10 with a 29-yard field goal with 20 seconds left in the first half. Both teams saw their first two possessions of the second half end in punts before Denver scored on a 26-yard Karis field goal 12 minutes into the third quarter, capping an 11-play, 61-yard drive. The Browns responded as Mack rushed for 34 yards in a 10-play, 76-yard drive that culminated with a 24-yard Moseley field goal, knotting the score at 13-13. The Broncos' next two possessions ended in punts, and Cleveland followed the second with a 48-yard touchdown strike from Kosar to Brian Brennan on a third-and-six play to put Cleveland ahead 20-13 with 5:43 left in regulation.

The ensuing kickoff rolled to the Denver 2-yard line where Gene Lang fell on it. Pro Bowl-bound Elway then engineered the longest and most important drive of his four-year career. On the fifth play of the drive (2nd-and-7 from the Broncos' 15), Elway rushed for 11 yards and a first down. He then hit Steve Sewell for a 22-yard gain, followed by a 12-yard strike to Steve Watson to give Denver a first down on the Cleveland 40. After an incomplection and an 8-yard sack, Elway threw a 20-yard pass to Mark Jackson, moving the team to the Cleveland 28. Another incomplection was followed by a 14-yard Elway-to-Sewell pass, giving the Broncos a first down on the Brown's 14 with 57 seconds left. After an incomplection Elway ran 9 yards to the Cleveland 5-yard line. On the next play, he hit Jackson for a touchdown, and Karlis's extra point tied the score at 20 with 37 seconds left. Cleveland was unable to move the ball as time ran out in the fourth quarter.

The Browns won the overtime coin toss and elected to receive. Three plays into the drive, (on third-and-two from the Cleveland 38), the Orange Crush rose up to snuff Herman Fontenot for no gain. Cleveland punted and Willhite returned it to the Bronco 25, where the Denver juggernaut revved it up again. On second-and-five, Elway hit Orson Mobley for a 22-yard gain, and three plays later Elway threw a 28-yard pass to Watson. With a first down on Cleveland's 22-yard line, the Broncos rushed three times to get to the 15, and on fourth down, Karlis hit the 33-yard game-winner. Elway accounted for 300 total yards in the game, rushing for 56 and completing 22 of 38 passes for 244 yards. The Broncos kept alive a 1986 record of 13-0 when they scored 20 or more points. Denver also notched its 11th win on natural turf, losing only to San Diego at home on grass.

OFFICIALS

Referee — Chuck Heberling (46); Umpire — Gordon Wells (89); Line Judge — Bill Reynolds (53); Side Judge — Gary Lane (120); Head Linesman — Ed Marion (26); Back Judge — Ben Tompkins (52); Field Judge — Johnny Grier (23)

STARTING LINEUPS

Denver Broncos

Offense		Defense	
WR	82 V. Johnson	LE	75 R. Jones
LT	70 D. Studdard	NT	71 G. Kragen
LG	54 K. Bishop	RE	61 A. Townsend
C	64 B. Bryan	LOLB	50 J. Ryan
RG	63 M. Cooper	LILB	77 K. Mecklenburg
RT	76 K. Lanier	RILB	98 R. Hunley
TE	85 J. Hackett	ROLB	57 T. Jackson
WR	81 S. Watson	LCB	20 L. Wright
QB	7 J. Elway	RCB	31 M. Hardin
RB	23 S. Winder	SS	49 D. Smith
TE	89 O. Mobley	FS	43 S. Foley

Cleveland Browns

Offense		Defense	
WR	88 R. Langhorne	LE	96 R. Camp
LT	77 R. Bolden	NT	79 B. Golig
LG	74 P. Farren	RE	78 C. Hairston
C	61 M. Baab	LOLB	56 C. Banks
RG	69 D. Fike	LILB	51 E. Johnson
RT	83 A. Griggs	RILB	53 A. Griggs
TE	82 O. Newsome	ROLB	57 C. Matthews
WR	84 W. Slaughter	LCB	31 F. Minnifield
QB	19 B. Kosar	RCB	29 H. Dixon
RB	44 E. Byner	SS	24 R. Ellis
FB	34 K. Mack	FS	37 C. Rockins

DENVER SUBSTITUTIONS: 2 M. Horan, 3 R. Karlis, 8 G. Kubiak, 22 T. Lilly, 30 S. Sewell, 33 G. Lang, 35 K. Bell, 45 S. Wilson, 47 G. Willhite, 48 R. Robbins, 52 K. Woodard, 55 R. Dennis, 59 D. Corns, 62 M. Freeman, 69 T. Coltrito, 73 S. Fletcher, 74 D. Remsburg, 80 M. Jackson, 84 C. Sampson, 87 B. McIn, 88 C. Kay, 90 F. Gilbert. DID NOT PLAY: 36 M. Haynes.

FIELD GOALS (made () & missed)

R. Karlis	(19)	(26)	(33)	M. Moseley	(29)	(24)			
	1	2	3	4	0	0	0	0	0
VISITOR	Denver Broncos				10	3	7	3	23
HOME	Cleveland Browns				7	3	0	10	20

Team		Qtr	Elapsed Time	SCORING PLAY				SCORE			
				Vis	Home	Vis	Home			Vis	Home
BROWNS	1	9:41	H. Fontenot 6 yd. pass from B. Kosar (M. Moseley, kick) (14-86, 7:18)	0	7	0	7			0	7
BRONCOS	2	2:53	R. Karlis 19 yd. Field Goal (4-8, 0:54)	3	7	3	7			3	7
BRONCOS	2	4:24	G. Willhite 1 yd. run (R. Karlis, kick) (5-37, 1:05)	10	7	10	7			10	7
BROWNS	2	14:40	M. Moseley 29 yd. Field Goal (9-53, 4:01)	10	10	10	10			10	10
BRONCOS	3	12:10	R. Karlis 26 yd. Field Goal (11-61, 4:28)	13	10	13	10			13	10
BROWNS	4	2:22	M. Moseley 24 yd. Field Goal (10-76, 5:01)	13	13	13	13			13	13
BROWNS	4	9:17	S. Brennan 48 yd. pass from B. Kosar (M. Moseley, kick) (3-52, 0:57)	13	20	13	20			13	20
BRONCOS	4	14:23	M. Jackson 5 yd. pass from J. Elway (R. Karlis, kick) (15-98, 4:55)	20	20	20	20			20	20
BRONCOS	OT	5:48	R. Karlis 33 yd. Field Goal (9-60, 5:07)	23	20	23	20			23	20

BRONCOS DEFENSIVE LEADERS

(Based on unofficial press box totals)

Player		UT	A	TT	PD	FR	FF	S-Yds	I-Yds	Player		UT	A	TT	PD	FR	FF	S-Yds	I-Yds
L. Wright		5	1	7	2	0	0	0-0	0-0	T. Lilly		4	1	5	1	0	0	0-0	0-0
K. Mecklenburg		5	1	7	0	0	0	0-0	0-0	S. Foley		3	2	5	0	0	0	0-0	0-0
R. Jones		5	2	7	0	0	0	1-3	0-0	K. Woodard		3	2	5	1	1	0	0-0	0-0
J. Ryan		4	2	6	0	0	0	0-0	0-0	R. Robbins		3	1	4	3	0	0	0-0	0-0
T. Jackson		2	4	6	0	0	0	0-0	0-0	S. Fletcher		3	0	3	0	0	0	0-0	0-0
M. Hardin		4	1	5	2	0	0	0-0	0-0	Team Totals		54	20	74	12	1	1	1-3	2-40

FINAL INDIVIDUAL STATISTICS

Denver Broncos						
RUSHING	ATT	YDS	AVG	LG	TD	
S. Winder	26	83	3.2	9	0	
J. Elway	4	56	14.0	34	0	
G. Lang	3	9	3.0	4	0	
S. Sewell	1	1	1.0	1	0	
G. Willhite	3	0	0.0	2	1	
Total	37	149	4.0	34	1	

PASSING	ATT	CMP	YDS	TD	LG	IN
J. Elway	38	22	244	2/19	1	28
Total	38	22	244	2/19	1	28

RECEIVING	NO	YDS	LG	TD
S. Watson	3	55	28	0
S. Sewell	3	47	22	0
O. Mobley	3	36	22	0
V. Johnson	3	25	14	0
M. Jackson	2	25	20	1
C. Kay	2	23	15	0
G. Willhite	2	20	16	0
S. Winder	2	2	5	0
C. Sampson	1	10	10	0
G. Lang	1	1	1	0
Total	22	244	28	1

INTERCEPTIONS	NO	YDS	LG	TD
J. Ryan	1	26	26	0
R. Hunley	1	14	14	0
Total	2	40	26	0

PUNTING	NO	YDS	AVG	TB	IN20	LG
M. Horan	6	244	40.7	0	1	48
J. Elway	1	19	19.0	0	1	19
Total	7	263	37.6	0	2	48

PUNT RETURNS	NO	FC	YDS	LG	TD
G. Willhite	3	1	10	4	0
Returns	3	1	10	4	0

KICKOFF RETURNS	NO	FC	YDS	LG	TD
G. Lang	2	14	14	0	
K. Bell	2	10	10	0	
M. Freeman	1	9	9	0	
Returns	5	33	14	0	

Denver Broncos	Fum	Own	Yds	TD	Opp.	Yds	TD	Out
FUMBLES	Rec.	Rec.	Rec.	Rec.	Rec.	Rec.	Rec.	Bnds
K. Woodard	0	0	0	0	1	0	0	0
K. Bell	1	1	0	0	0	0	0	0
Total	1	1	0	0	1	0	0	0

Cleveland Browns						
RUSHING	ATT	YDS	AVG	LG	TD	
K. Mack	26	94	3.6	15	0	
B. Kosar	4	3	0.8	3	0	
H. Fontenot	3	3	1.0	4	0	
Total	33	100	3.0	15	0	

PASSING	ATT	CMP	YDS	TD	LG	IN
B. Kosar	32	18	259	1/3	2	48
Total	32	18	259	1/3	2	48

RECEIVING	NO	YDS	LG	TD
H. Fontenot	7	66	24	1
B. Brennan	4	72	48	1
R. Langhorne	2	35	22	0
K. Mack	2	20	12	0
C. Weathers	1	42	42	0
W. Slaughter	1	20	20	0
E. Byner	1	4	4	0
Total	18	259	48	2

INTERCEPTIONS	NO	YDS	LG	TD
M. Harper	1	0	0	0
Total	1	0	0	0

PUNTING	NO	YDS	AVG	TB	IN20	LG
J. Gossett	6	259	43.2	1	2	58
Total	6	259	43.2	1	2	58

PUNT RETURNS	NO	FC	YDS	LG	TD
G. McNeil	3	1	37	18	0
Returns	3	1	37	18	0

KICKOFF RETURNS	NO	FC	YDS	LG	TD
H. Fontenot	2	25	14	0	
G. McNeil	4	80	30	0	
Returns	6	105	30	0	

Cleveland Browns	Fum	Own	Yds	TD	Opp.	Yds	TD	Out
FUMBLES	Rec.	Rec.	Rec.	Rec.	Rec.	Rec.	Rec.	Bnds
K. Mack	2	0	0	0	0	0	0	0
T. Tucker	0	1	0	0	0	0	0	0
G. McNeil	1	0	0	0	0	0	0	0
C. Rockins	0	1	0	0	0	0	0	0
Total	3	2	0	0	0	0	0	0

FINAL TEAM STATISTICS

VISITOR BRONCOS		HOME BROWNS	
TOTAL FIRST DOWNS	22	17	
By Rushing	6	4	
By Passing	13	12	
By Penalty	3	1	
THIRD DOWN EFFICIENCY	5-18-28%	5-13-39%	
FOURTH DOWN EFFICIENCY	1-1-100%	0-0-0%	
TOTAL NET YARDS	374	356	
Total Offensive Plays (inc. times thrown passing)	4.9	66	
Average gain per offensive play	149	100	
NET YARDS RUSHING	37	54	
Total Rushing Plays	4.0	3.0	
Average gain per rushing play	225	256	
NET YARDS PASSING	219	13	
Times thrown - yards lost attempting to pass	244	13	
Gross yards passing	38-22-1	32-18-2	
PASS ATTEMPTS-COMPLETIONS-HAD INTERCEPTED	5.6	7.8	
Average gain per pass play (inc. # thrown passing)	7-38	6-43	
PUNTS Number and Average	0	0	
Had Blocked	0	0	
FGs - PATs Had Blocked	0-0	0-0	
TOTAL RETURN YARDAGE (Not Including Kickoffs)	50	37	
No. and Yards Punt Returns	3-10	3-37	
No. and Yards Kickoff Returns	5-33	6-105	
No. and Yards Interception Returns	2-40	1-0	
PENALTIES Number and Yards	6-39	9-76	
FUMBLES Number and Lost	2-0	3-1	
TOUCHDOWNS	2	2	
Rushing	1	2	
Passing	1	0	
Returns	0	0	
EXTRA POINTS Made-Attempts	2-2	2-2	
FIELD GOALS Made-Attempts	3-3	2-2	
SAFETIES	0	0	
FINAL SCORE	23	20	
TIME OF POSSESSION	34:05	31:43	

1986 AFC DIVISIONAL PLAYOFF GAME

DENVER 22, NEW ENGLAND 17

Jan. 4, 1987 • Mile High Stadium • Denver

Weather: Sunny, 65°, Wind S 9 mph • Attendance: 76,105 • Time: 3:09

Rulon Jones sacked Tony Eason in the end zone for a safety with 1:37 left on the clock to put Denver up 22-17 and halt the Patriots' final comeback drive. The playoff victory was the first since Jan. 1, 1978 for the Broncos, when they defeated Oakland for the AFC Championship.

The two teams traded punts for the first 9 minutes of the game before Denver posed the initial scoring threat. Starting at their own 20, the Broncos took four plays to reach the New England 7, behind John Elway completions of 39 and 21 yards. On second-and-goal from the 4, Elway rolled around the left side and was hit just short of the goal line. He was penalized (delay of game) for spiking the ball after the play, and that sent Denver back to the 6. Two plays later, Rich Karlis nailed a 27-yard field goal to give Denver a 3-0 lead.

New England mounted a 7-play 87-yard drive later in the quarter, with Eason hitting Stanley Morgan for a 19-yard touchdown. The Broncos roared right back with a 13-play, 82-yard drive that was punctuated by a 22-yard touchdown run by Elway, giving Denver a 10-7 lead midway through the second quarter. The Patriots tied the score on the last play of the half with a 38-yard Tony Franklin field goal.

Denver received the kickoff to open the second half and proceeded to chew up over 9 minutes off the clock. The Broncos ran the ball 11 times on the drive, which stalled on the Patriot 5. Karlis' 22-yard field goal put Denver up 13-10.

Five plays into the next New England drive, the Patriots took a page out of Dan Reeve's bag of tricks, scoring on a flea-flicker that ended with a 45-yard touchdown pass from Eason to Morgan to give New England its first lead of the game at 17-13. Denver jumped right back on top, traveling 86 yards in 6 plays to score on a 48-yard Elway-to-Vance Johnson pass on the last play of the third quarter.

The two teams both punted three times in the fourth quarter, and the last one, a Mike Horan punt of 54 yards, backed New England to its own 10. On first down, Eason dropped back to pass but was sacked for a safety by Rulon Jones. Denver recovered the onside free kick and held on to the ball to preserve the win.

OFFICIALS

Referee — Jerry Seeman (70); Umpire — Rex Stuart (103); Line Judge — Ray Dodez (74); Side Judge — Bob Rice (80); Head Linesman — Burl Toler (37); Back Judge — Jim Poole (92); Field Judge — Ron Spiller (119)

STARTING LINEUPS

New England Patriots				Denver Broncos			
Offense		Defense		Offense		Defense	
WR 86	S. Morgan	LE 96	B. Williams	WR 82	V. Johnson	LE 75	R. Jones
LT 76	B. Holloway	NT 90	T. Williams	LT 70	D. Studdard	NT 71	G. Kragen
LG 66	P. Fairchild	RE 60	G. Veris	LG 54	K. Bishop	RE 61	A. Townsend
C 58	P. Brock	LOLB 56	A. Tippet	C 64	B. Bryan	LOLB 50	J. Ryan
RG 61	R. Wooten	LILB 52	J. Rembert	RG 60	P. Howard	LILB 77	K. Mecklenburg
RT 68	D. Haley	RILB 50	L. McGrew	RT 76	K. Lanier	RILB 98	R. Hunley
TE 48	G. Baly	ROLB 55	D. Blackmon	TE 85	J. Hackett	ROLB 57	T. Jackson
WR 80	I. Fryar	LCB 43	E. Gibson	WR 81	S. Watson	LCB 20	L. Wright
QB 11	T. Eason	FS 31	F. Manion	QB 7	J. Elway	FS 43	S. Foley
FB 30	M. Tatupu	SS 38	R. James	RB 23	S. Winder	SS 48	R. Robbins
HB 33	T. Collins	RCB 26	R. Clayborn	TE 89	O. Mobley	RCB 31	M. Harden

DNB SUBSTITUTIONS: 2 M. Horan, 3 R. Karlis, 8 G. Kubiak, 22 T. Lilly, 30 S. Sewell, 33 G. Lang, 35 K. Bell, 36 M. Haynes, 45 S. Wilson, 47 G. Willhite, 52 K. Woodard, 55 R. Dennison, 59 D. Comeaux, 62 M. Freeman, 63 M. Cooper, 69 T. Colorito, 73 S. Fletcher, 74 D. Remsburg, 80 M. Jackson, 84 C. Sampson, 87 B. Micho, 90 F. Gilbert. **DID NOT PLAY:** 49 D. Smith.

FIELD GOALS (made () & missed)

Player	Qtr	Time	Yds	Result	OT	TOTAL
T. Franklin	(38)					
R. Karlis			27	3	4	17
J. Elway			22	2	7	22
T. Franklin			38	2	10	22
R. Karlis			22	2	15	22
S. Morgan			19	2	20	22
J. Elway			22	2	22	22
T. Franklin			38	2	24	22
R. Karlis			22	2	26	22
S. Morgan			19	2	28	22
J. Elway			22	2	30	22
V. Johnson			48	2	32	22
T. Eason			48	2	34	22
Safety			—	—	—	22

FINAL BRONCOS DEFENSIVE STATISTICS

(Based on unofficial press box totals)

Player	UT	A	TT	PD	FR	FF	S-Yds	I-Yds	Player	UT	A	TT	PD	FR	FF	S-Yds	I-Yds
J. Ryan	9	1	10	0	0	0	1-8	0-0	S. Wilson	2	0	2	3	0	0	0-0	0-0
S. Foley	3	2	5	0	0	0	0-0	0-0	G. Kragen	1	1	2	0	0	0	0-0	0-0
R. Hunley	3	2	5	1	0	0	0-0	0-0	K. Woodard	0	2	2	0	0	0	0-0	0-0
F. Gilbert	4	0	4	0	0	0	1-8	0-0	L. Wright	1	0	1	0	0	0	0-0	0-0
M. Harden	4	0	4	0	0	0	0-0	0-0	R. Dennison	1	0	1	0	0	0	0-0	0-0
R. Jones	3	1	4	0	0	0	2-19	0-0	M. Haynes	0	1	1	0	0	0	0-0	0-0
K. Mecklenburg	3	1	4	0	0	0	1-5	0-0	D. Comeaux	0	1	1	0	0	0	0-0	0-0
T. Jackson	2	2	4	0	0	0	0-0	0-0	S. Fletcher	0	1	1	0	0	0	0-0	0-0
R. Robbins	3	0	3	0	0	0	0-0	0-0	D. Smith	0	0	0	0	0	0	0-0	0-0
T. Lilly	2	0	2	0	0	0	0-0	0-0	Team Totals	46	15	61	4	0	0	5-40	0-0
A. Townsend	2	0	2	0	0	0	0-0	0-0									

FINAL INDIVIDUAL STATISTICS

New England Patriots					
RUSHING	ATT	YDS	AVG	LG	TD
T. Collins	5	46	9.2	23	0
C. James	10	31	3.1	17	0
T. Eason	2	23	11.5	13	0
R. Dupard	5	18	3.6	9	0
G. Hawthorne	1	5	5.0	5	0
I. Fryar	1	-2	-2.0	-2	0
Total	24	121	5.0	23	0

PASSING	ATT	CMP	YDS	TD	LG	IN
T. Eason	24	13	194	6/44	2	45t
Total	24	13	194	6/44	2	45t

RECEIVING	NO	YDS	LG	TD
T. Collins	4	46	20	0
S. Morgan	3	100	45t	2
G. Baly	3	31	13	0
I. Fryar	2	11	7	0
G. Hawthorne	1	6	6	0
Total	13	194	45	2

INTERCEPTIONS	NO	YDS	LG	TD
R. McSwain	1	2	2	0
J. Rembert	1	0	0	0
Total	2	2	2	0

PUNTING	NO	YDS	AVG	TB	IN20	LG
R. Camarillo	9	452	50.2	2	0	60
Total	9	452	50.2	2	0	60

PUNT RETURNS	NO	FC	YDS	LG	TD
I. Fryar	2	0	13	9	0
Returns	2	0	13	9	0

KICKOFF RETURNS	NO	FC	YDS	LG	TD
S. Starnig	2	0	31	21	0
Returns	2	0	31	21	0

FUMBLES	Fum	Own	Rec.	Yds	TD	FF	Rec.	Yds	TD	Bnds
T. Eason	1	0	0	0	0	0	0	0	0	0
P. Brock	0	1	0	0	0	0	0	0	0	0
Total	1	1	0	0	0	0	0	0	0	0

Denver Broncos					
RUSHING	ATT	YDS	AVG	LG	TD
S. Winder	19	102	5.4	16	0
G. Lang	11	44	4.0	14	0
J. Elway	5	18	3.6	22t	1
K. Bell	2	12	6.0	8	0
S. Sewell	2	4	2.0	4	0
G. Willhite	3	4	1.3	3	0
Total	42	188	4.5	22t	1

PASSING	ATT	CMP	YDS	TD	LG	IN
J. Elway	32	13	257	1/4	1	49
Total	32	13	257	1/4	1	49

RECEIVING	NO	YDS	LG	TD
V. Johnson	4	89	48t	1
S. Sewell	3	41	39	0
O. Mobley	2	69	49	0
S. Watson	1	21	21	0
B. Micho	1	16	16	0
G. Lang	1	1	1	0
Total	13	257	49	1

INTERCEPTIONS	NO	YDS	LG	TD
Total	0	0	0	0

PUNTING	NO	YDS	AVG	TB	IN20	LG
M. Horan	5	245	49.0	1	3	54
J. Elway	1	31	31.0	1	1	31
Total	6	276	46.0	2	4	54

PUNT RETURNS	NO	FC	YDS	LG	TD
G. Willhite	1	1	9	9	0
V. Johnson	3	0	26	13	0
Returns	4	1	35	13	0

KICKOFF RETURNS	NO	FC	YDS	LG	TD
K. Bell	1	0	21	21	0
Returns	4	0	84	35	0

FUMBLES	Fum	Own	Rec.	Yds	TD	FF	Rec.	Yds	TD	Bnds
Denver Broncos	0	0	0	0	0	0	0	0	0	0
Total	0	0	0	0	0	0	0	0	0	0

FINAL TEAM STATISTICS

TOTAL FIRST DOWNS

By Rushing	12
By Passing	6
By Penalty	13
Total	31

THIRD DOWN EFFICIENCY

0-0-0%

FOURTH DOWN EFFICIENCY

0-0-0%

TOTAL NET YARDS

Total Offensive Plays (inc. times thrown passing)

Average gain per offensive play

NET YARDS RUSHING

Total Rushing Plays

Average gain per rushing play

NET YARDS PASSING

Times thrown — yards lost attempting to pass

Gross yards passing

PASS ATTEMPTS-COMPLETIONS-HAD INTERCEPTED

Average gain per pass play (inc. # thrown passing)

PUNTS Number and Average

Had Blocked

FGs — PATs Had Blocked

TOTAL RETURN YARDAGE (Not Including Kickoffs)

No. and Yards Punt Returns

No. and Yards Kickoff Returns

No. and Yards Interception Returns

PENALTIES Number and Yards

FUMBLES Number and Lost

TOUCHDOWNS

Rushing

Passing

Returns

EXTRA POINTS Made-Attempts

FIELD GOALS Made-Attempts

SAFETIES

FINAL SCORE

TIME OF POSSESSION

VISITOR PATRIOTS	HOME BRONCOS
12	23
6	12
13	9
0	2
2-12-17%	5-15-33%
0-0-0%	0-0-0%
271	441
54	75
5.0	5.9
121	188
24	42
5.0	4.5
150	253
6-44	1-4
194	257
24-13-0	32-13-2
5.0	7.7
9-50	6-46
0	0
0-0	0-0
15	35
2-13	4-35
2-31	4-84
2-2	0-0
5-45	3-20
1-0	0-0
2	2
0	1
2	1
0	0
2-2	2-2
1-1	2-2
1	0
17	22
24:31	35:29

1984 AFC DIVISIONAL PLAYOFF GAME

PITTSBURGH 24. DENVER 17

Dec. 30, 1984 • Mile High Stadium • Denver

Weather: Mostly Sunny, 52°, Wind N 7 mph • Attendance: 74,981 • Time: 3:11

Denver had two possessions in the final two minutes of the game but failed to score as Pittsburgh advanced to the Conference Championship game, ending a Broncos season in which they had compiled a franchise-best 13-3 regular season record.

Denver's opportunistic defense recovered two Steeler fumbles in the first quarter. The first one resulted in a Rich Karlis field goal attempt, but it sailed wide right. Pittsburgh fumbled on the next play, and the Broncos recovered again. That turnover led to a 7-yard touchdown pass from John Elway to Jim Wright.

Pittsburgh scored on a 28-yard field goal on the first play of the second period, and just before intermission, the Steelers took the lead on Frank Pollard's 1-yard touchdown plunge.

Denver tied the game early in the third quarter on a 21-yard Karlis field goal. The Broncos regained the lead on their next possession, scoring on a 20-yard pass from Elway to Steve Watson. For the game, Watson gained 177 yards on 11 receptions.

The Steelers then mounted a scoring drive of their own, tying the game at 17-17 on a Mark Malone to Louis Lipps pass late in the quarter. Later, Pittsburgh's Eric Williams intercepted an Elway pass and returned it to the Denver 2-yard line with only 2:45 left in the game. Pollard scored two plays later to give the Steelers the lead 24-17. Denver couldn't move the ball on its final two possessions as time expired.

OFFICIALS

Referee — Fred Wyant (11); Umpire — Art Demmas (78); Line Judge — Vern Marshall (94); Side Judge — Royal Cathcart (16); Head Linesman — Dale Williams (8); Back Judge — Dick Hantak (105); Field Judge — Bob Lewis (18)

STARTING LINEUPS

Pittsburgh Steelers

Offense		Defense	
WR 82	J. Stallworth	LE 95	J. Goodman
LT 63	P. Rostovsky	NT 67	G. Dunn
LG 73	C. Wolfley	RE 64	E. Nelson
C 52	M. Webster	LOLB 57	M. Merriweather
RG 74	T. Long	LILB 50	D. Little
RT 62	T. Ikin	RILB 56	R. Cole
TE 81	D. Nelson	ROLB 53	B. Hinkle
WR 83	L. Lipps	LCB 49	D. Woodruff
QB 16	M. Malone	RCB 41	S. Washington
RB 34	W. Abercrombie	SS 31	D. Shell
FB 30	F. Pollard	FS 21	E. Williams

Denver Broncos

Offense		Defense	
WR 85	D. Summers	LE 79	B. Chavous
LT 70	D. Studdard	NT 68	R. Carter
LG 54	K. Bishop	RE 75	R. Jones
C 64	B. Bryan	LOLB 50	J. Ryan
RG 60	P. Howard	LILB 55	R. Dennison
RT 76	K. Lanier	RILB 58	S. Busick
TE 88	C. Kay	ROLB 57	T. Jackson
WR 81	S. Watson	LCB 20	L. Wright
RB 23	S. Wilson	SS 49	D. Smith
QB 7	J. Elway	FS 43	S. Foley
H-B 87	J. Wright	RCB 31	M. Harden

DENVER SUBSTITUTIONS: 1 C. Norman, 3 R. Karlis, 22 T. Lilly, 24 R. Parros, 28 R. Jackson, 33 G. Lang, 39 J. Myles, 45 S. Wilson, 47 G. Willhite, 48 R. Robbins, 52 K. Woodard, 59 D. Comeaux, 61 A. Townsend, 62 M. Freeman, 65 W. Bowyer, 66 S. Garnett, 72 M. Graves, 74 W. Hood, 77 K. Mecklenburg, 80 R. Alexander, 84 C. Sampson, 98 R. Hunley. **DID NOT PLAY:** 8 G. Kubiak, 26 C. Brewer, 67 G. Hyde, 69 B. Manor.

FIELD GOALS (made () & missed)

G. Anderson (28) 40WR 26WL 39WR R. Karlis 39WR 57S (21)

VISITOR	Pittsburgh Steelers	1	2	3	4	OT	TOTAL
HOME	Denver Broncos	0	10	7	7	—	24
		7	0	10	0	—	17

Team	Qtr	Elapsed Time	SCORING PLAY	SCORE Visitor Home
BRONCOS	1	8:30	J. Wright 9 yd. pass from J. Elway (R. Karlis, kick) (5-22, 2:25)	0 7
STEELERS	2	0:04	G. Anderson 28 yd. Field Goal (12-62, 6:16)	3 7
STEELERS	2	13:46	F. Pollard 1 yd. run (G. Anderson, kick) (8-78, 1:56)	10 7
BRONCOS	3	2:50	R. Karlis 21 yd. Field Goal (4-0, 1:47)	10 10
BRONCOS	3	7:45	S. Watson 20 yd. pass from J. Elway (R. Karlis, kick) (6-46, 3:01)	10 17
STEELERS	3	11:41	L. Lipps 10 yd. pass from M. Malone (G. Anderson, kick) (7-66, 3:46)	17 17
STEELERS	4	13:01	F. Pollard 2 yd. run (G. Anderson, kick) (3-2, 1:36)	24 17

FINAL BRONCOS DEFENSIVE STATISTICS

(Based on unofficial press box totals)

Player	UT	A	TT	PD	FR	FF	S-Yds	I-Yds	Player	UT	A	TT	PD	FR	FF	S-Yds	I-Yds
D. Smith	9	2	11	0	0	0	0-0	0-0	R. Hunley	2	0	2	0	0	0	0-0	0-0
S. Busick	8	0	8	0	0	0	0-0	0-0	W. Bowyer	1	1	2	0	0	0	0-0	0-0
L. Wright	8	0	8	2	0	0	0-0	0-0	D. Comeaux	1	1	2	0	0	0	0-0	0-0
S. Foley	6	2	8	1	0	0	0-0	0-0	K. Mecklenburg	1	1	2	0	0	0	0-0	0-0
R. Dennison	4	3	7	0	0	0	0-0	0-0	R. Robbins	1	1	2	2	0	0	0-0	0-0
J. Ryan	4	3	7	0	0	0	1-0	0-0	S. Wilson	1	1	2	0	0	0	0-0	0-0
R. Jones	5	0	5	0	0	0	1-12	0-0	T. Lilly	1	0	1	0	0	0	0-0	0-0
M. Harden	4	0	4	1	0	0	0-0	0-0	R. Carter	1	0	1	0	0	0	0-0	0-0
T. Jackson	2	2	4	1	1	0	0-0	0-0	A. Townsend	0	0	0	0	1	0	0-0	0-0
B. Chavous	2	0	2	0	0	0	0-0	0-0	Team Totals	61	17	78	7	2	0	2-12	0-0

FINAL INDIVIDUAL STATISTICS

Pittsburgh Steelers						
RUSHING	ATT	YDS	AVG	LG	TD	
F. Pollard	16	99	6.2	23	2	
W. Abercrombie	17	75	4.4	18	0	
E. Veals	1	1	1.0	1	0	
L. Lipps	5	0	0	0	0	
M. Malone	5	-6	-1.2	0	0	
Total	40	169	4.2	23	2	

PASSING	ATT	CMP	YDS	TD	LG	IN
M. Malone	28	17	224	2/12	1	25
Total	28	17	224	2/12	1	25

RECEIVING	NO	YDS	LG	TD
L. Lipps	5	86	25	1
F. Pollard	4	48	17	0
J. Stallworth	3	38	14	0
W. Abercrombie	3	18	6	0
B. Cunningham	1	19	19	0
R. Thompson	1	15	15	0
Total	17	224	25	1

INTERCEPTIONS	NO	YDS	LG	TD
E. Williams	1	28	28	0
G. Dunn	1	6	6	0
Total	2	34	28	0

PUNTING	NO	YDS	AVG	TB	IN20	LG
C. Colquitt	2	85	42.5	0	0	46
TEAM	1	0	0.0	0	0	0
Total	3	85	28.3	0	0	46

PUNT RETURNS	NO	FC	YDS	LG	TD
L. Lipps	3	0	9	7	0
Returns	3	0	9	7	0

KICKOFF RETURNS	NO	FC	YDS	LG	TD
L. Lipps	3	0	73	34	0
R. Erenberg	1	0	29	29	0
Returns	4	0	102	34	0

Pittsburgh Steelers	Own	Opp.	FF	Opp.	Out
FUMBLES	Fum	Rec.	Yds	TD	Bnds
M. Malone	2	0	0	0	0
L. Lipps	1	1	0	0	0
Total	3	1	0	0	0

Denver Broncos						
RUSHING	ATT	YDS	AVG	LG	TD	
S. Winder	15	37	2.5	9	0	
J. Elway	4	16	4.0	13	0	
G. Willhite	1	1	1.0	1	0	
R. Parros	1	0	0.0	0	0	
S. Watson	1	-3	-3.0	-3	0	
Total	22	51	2.3	13	0	

PASSING	ATT	CMP	YDS	TD	LG	IN
J. Elway	37	19	184	4/37	2	21
G. Willhite	1	1	52	0/0	0	52
Total	38	20	236	4/37	2	52

RECEIVING	NO	YDS	LG	TD
S. Watson	11	177	52	1
S. Winder	4	22	8	0
J. Wright	2	16	9t	1
G. Willhite	2	12	8	0
R. Alexander	1	9	9	0
Total	20	236	52	2

INTERCEPTIONS	NO	YDS	LG	TD
Total	0	0	0	0

PUNTING	NO	YDS	AVG	TB	IN20	LG
C. Norman	4	169	42.3	0	1	51
Total	4	169	42.3	0	1	51

PUNT RETURNS	NO	FC	YDS	LG	TD
G. Willhite	2	0	17	17	0
Returns	2	0	17	17	0

KICKOFF RETURNS	NO	FC	YDS	LG	TD
G. Willhite	2	0	56	31	0
Returns	2	0	56	31	0

Denver Broncos	Own	Opp.	FF	Opp.	Out
FUMBLES	Fum	Rec.	Yds	TD	Bnds
J. Elway	1	1	0	0	0
A. Townsend	0	0	0	0	0
T. Jackson	0	0	0	1	0
G. Willhite	1	1	0	0	0
Total	2	2	0	2	0

FINAL TEAM STATISTICS

VISITOR STEELERS		HOME BRONCOS	
TOTAL FIRST DOWNS	25	TOTAL FIRST DOWNS	15
By Rushing	12	By Rushing	4
By Passing	13	By Passing	11
By Penalty	0	By Penalty	0
THIRD DOWN EFFICIENCY	5-13-39%	THIRD DOWN EFFICIENCY	4-13-31%
FOURTH DOWN EFFICIENCY	0-0-0%	FOURTH DOWN EFFICIENCY	0-1-0%
TOTAL NET YARDS	381	TOTAL NET YARDS	250
Total Offensive Plays (inc. times thrown passing)	70	Total Offensive Plays (inc. times thrown passing)	64
Average gain per offensive play	5.4	Average gain per offensive play	3.9
NET YARDS RUSHING	169	NET YARDS RUSHING	51
Total Rushing Plays	40	Total Rushing Plays	22
Average gain per rushing play	4.2	Average gain per rushing play	2.3
NET YARDS PASSING	212	NET YARDS PASSING	199
Times thrown — yards lost attempting to pass	2-12	Times thrown — yards lost attempting to pass	4-37
Gross yards passing	224	Gross yards passing	236
PASS ATTEMPTS-COMPLETIONS-HAD INTERCEPTED	28-17-0	PASS ATTEMPTS-COMPLETIONS-HAD INTERCEPTED	38-20-2
Average gain per pass play (inc. # thrown passing)	7.1	Average gain per pass play (inc. # thrown passing)	4.7
PUNTS Number and Average	3-28	PUNTS Number and Average	4-42
Had Blocked	1	Had Blocked	0
FGs — PATs Had Blocked	0-0	FGs — PATs Had Blocked	0-0
TOTAL RETURN YARDAGE (Not Including Kickoffs)	145	TOTAL RETURN YARDAGE (Not Including Kickoffs)	73
No. and Yards Punt Returns	3-9	No. and Yards Punt Returns	2-17
No. and Yards Kickoff Returns	4-102	No. and Yards Kickoff Returns	2-56
No. and Yards Interception Returns	2-34	No. and Yards Interception Returns	0-0
PENALTIES Number and Yards	4-30	PENALTIES Number and Yards	1-5
FUMBLES Number and Lost	3-2	FUMBLES Number and Lost	2-0
TOUCHDOWNS	3	TOUCHDOWNS	2
Rushing	2	Rushing	0
Passing	1	Passing	2
Returns	0	Returns	0
EXTRA POINTS Made-Attempts	3-3	EXTRA POINTS Made-Attempts	2-2
FIELD GOALS Made-Attempts	1-4	FIELD GOALS Made-Attempts	1-3
SAFETIES	0	SAFETIES	0
FINAL SCORE	24	FINAL SCORE	17
TIME OF POSSESSION	32:52	TIME OF POSSESSION	27:08

1983 AFC WILD CARD PLAYOFF GAME

SEATTLE 31, DENVER 7

Dec. 24, 1983 • Kingdome • Seattle, Wash.

Weather: Indoors • Attendance: 60,752 • Time: 2:53

Seattle broke open a close contest with two second-half Dave Krieg touchdown passes as the Seahawks beat Denver 31-7 in the AFC Wild Card playoff game.

Seattle scored on its first possession of the day with a 17-yard pass from Krieg to Steve Largent. Later in the first quarter, Denver mounted a 9-play, 76-yard drive, scoring on a 13-yard pass from Steve DeBerg to Jesse Myles. Seattle cornerback Kerry Justin intercepted a DeBerg pass on Denver's next drive and the Seahawks drove to the Denver 20-yard line, with Norm Johnson converting a 37-yard field goal.

Denver then drove to the Seattle 4-yard line, but Gerald Willhite fumbled and Seattle recovered, and then ran the remaining time off the clock. The second half belonged to the Seahawks as Krieg passed for two touchdowns and running back David Hughes ran for another, making the final score 31-7.

OFFICIALS

Referee — Red Cashion (43); Umpire — John Kack (67); Line Judge — Dick McKenzie (41); Side Judge — Gil Mace (90); Head Linesman — Sid Semon (109); Back Judge — Don Wedge (28); Field Judge — Bob Wortman (84)

STARTING LINEUPS

Denver Broncos					Seattle Seahawks				
Offense			Defense		Offense			Defense	
WR 84	C. Sampson	LE 79	B. Chavous	TE 88	P. Metzelaars	LE 79	J. Green	NT 72	J. Nash
LT 70	D. Studdard	NT 68	R. Carter	LT 64	R. Essink	NT 72	J. Nash	RE 77	J. Bryant
LG 54	K. Bishop	RE 75	R. Jones	LG 65	E. Bailey	RE 77	J. Bryant	LILB 52	J. Norman
C 64	B. Bryan	LOLB 50	J. Ryan	C 59	B. Bush	LOLB 58	B. Scholtz	RILB 53	K. Butler
RG 60	P. Howard	RT 72	D. Latimer	RG 61	R. Pratt	LILB 52	J. Norman	RILB 53	K. Butler
RT 76	K. Lanier	RILB 53	R. Gradishar	RT 76	S. August	RILB 53	K. Butler	ROLB 56	G. Gaines
TE 85	R. Egloff	ROLB 57	T. Jackson	TE 87	C. Young	ROLB 56	G. Gaines	RCB 22	D. Brown
WR 81	S. Watson	LCB 20	L. Wright	WR 80	S. Largent	LCB 26	K. Justin	SS 45	K. Easley
QB 17	S. DeBerg	RCB 31	M. Harden	QB 17	D. Krieg	RCB 22	D. Brown	FS 44	J. Harris
RB 23	S. Winder	SS 49	D. Smith	RB 28	C. Warner	SS 45	K. Easley		
FB 34	N. Poole	FS 43	S. Foley	FB 32	C. Bryant	FS 44	J. Harris		

DENVER SUBSTITUTIONS: 3 R. Karlis, 7 R. Karlis, 11 L. Prestridge, 21 M. Dupree, 28 R. Jackson, 29 W. Myers, 37 S. Trimble, 39 J. Myles, 45 S. Wilson, 46 D. Preston, 47 G. Willhite, 52 K. Woodard, 55 R. Dennison, 56 S. Busick, 59 D. Comeau, 62 T. Glasco, 63 M. Cooper, 65 W. Bowyer, 66 B. Manor, 67 K. Uecker, 74 J. Baker, 77 K. Mecklenburg, 78 R. Stachowski, 82 Z. Thomas, 83 J. Sawyer, 88 R. Odoms. **DID NOT PLAY:** 8 G. Kubiak.

FIELD GOALS (made (___) & missed)

N. Johnson (37)

VISITOR	Denver Broncos	1	2	3	4	OT	TOTAL
HOME	Seattle Seahawks	7	0	0	0	—	7
		7	3	7	14	—	31

Team	Qtr	Elapsed Time	SCORING PLAY	SCORE
SEAHAWKS	1	4:42	S. Largent 17 yd. pass from D. Krieg (N. Johnson, kick) (8-62, 4:33)	0 7
BRONCOS	1	11:22	J. Myles 13 yd. pass from S. DeBerg (R. Karlis, kick) (9-76, 4:08)	7 7
SEAHAWKS	2	5:35	N. Johnson 37 yd. Field Goal (9-32, 4:33)	7 10
SEAHAWKS	3	7:02	P. Metzelaars 5 yd. pass from D. Krieg (N. Johnson, kick) (5-73, 3:19)	7 17
SEAHAWKS	4	0:04	P. Johns 18 yd. pass from D. Krieg (N. Johnson, kick) (9-61, 4:17)	7 24
SEAHAWKS	4	5:26	D. Hughes 2 yd. run (N. Johnson, kick) (9-64, 4:43)	7 31

FINAL BRONCOS DEFENSIVE STATISTICS

(Based on unofficial press box totals)

Player	UT	A	TT	PD	FR	FF	S-Yds	I-Yds
J. Ryan	6	1	7	0	0	0	0-0	0-0
S. Busick	5	1	6	0	0	0	0-0	0-0
T. Jackson	5	1	6	0	0	0	0-0	0-0
R. Gradishar	4	2	6	0	0	0	0-0	0-0
M. Harden	4	2	6	0	0	0	0-0	0-0
B. Chavous	2	4	6	0	0	0	0-0	0-0
R. Carter	4	1	5	0	0	0	0-0	0-0
D. Latimer	4	1	5	0	0	0	0-0	0-0
S. Foley	2	3	5	0	0	0	0-0	0-0
R. Jones	2	3	5	0	0	0	0-0	0-0
D. Smith	4	0	4	0	0	0	0-0	0-0
L. Wright	2	0	2	0	0	0	0-0	0-0
K. Woodard	2	0	2	0	0	0	1-11	0-0
B. Manor	1	0	1	0	0	0	1-10	0-0
W. Myers	1	0	1	0	0	0	0-0	0-0
Team Totals	48	19	67	0	0	0	2-21	0-0

FINAL INDIVIDUAL STATISTICS

Denver Broncos						
RUSHING	ATT	YDS	AVG	LG	TD	
S. Winder	16	59	3.7	35	0	
N. Poole	7	25	3.6	7	0	
J. Elway	3	16	5.3	11	0	
G. Willhite	5	16	3.2	6	0	
C. Sampson	1	8	8.0	8	0	
S. Watson	1	1	1.0	1	0	
Total	33	125	3.8	35	0	

PASSING	ATT	CMP	YDS	TD	LG	IN
S. DeBerg	19	14	131	2/19	1	22
J. Elway	15	10	123	0/0	0	31
Total	34	24	254	2/19	1	31

RECEIVING	NO	YDS	LG	TD
J. Myles	7	73	18	1
S. Watson	4	51	22	0
N. Poole	4	17	8	0
C. Sampson	3	52	31	0
S. Winder	2	13	11	0
Z. Thomas	1	19	19	0
R. Egloff	1	16	16	0
S. Wilson	1	12	12	0
G. Willhite	1	1	1	0
Total	24	254	31	1

INTERCEPTIONS	NO	YDS	LG	TD
Total	0	0	0	0

PUNTING	NO	YDS	AVG	TB	IN20	LG
L. Prestridge	4	191	47.8	0	0	49
Total	4	191	47.8	0	0	49

PUNT RETURNS	NO	FC	YDS	LG	TD
Z. Thomas	3	0	10	6	0
Returns	3	0	10	6	0

KICKOFF RETURNS	NO	FC	YDS	LG	TD
Z. Thomas	4	0	81	22	0
S. Wilson	2	0	37	20	0
Returns	6	0	118	22	0

FUMBLES	Fum	Own	Rec.	Yds	TD	Bnds
G. Willhite	1	0	0	0	0	0
Total	1	0	0	0	0	0

SEATTLE SEAHAWKS	Own	Rec.	Yds	TD	Opp.	Rec.	Yds	TD	Bnds
C. Warner	1	0	0	0	0	0	0	0	0
P. Metzelaars	0	1	0	0	0	1	0	0	0
P. Moyer	0	0	0	0	0	1	0	0	0
Total	1	1	0	0	0	1	0	0	0

PUNTING	NO	YDS	AVG	TB	IN20	LG
J. West	3	125	41.7	0	0	47
Total	3	125	41.7	0	0	47

PUNT RETURNS	NO	FC	YDS	LG	TD
P. Johns	4	0	58	19	0
Returns	4	0	58	19	0

KICKOFF RETURNS	NO	FC	YDS	LG	TD
Z. Dixon	2	0	43	31	0
Returns	2	0	43	31	0

FUMBLES	Fum	Own	Rec.	Yds	TD	Bnds
C. Warner	1	0	0	0	0	0
P. Metzelaars	0	1	0	0	0	0
P. Moyer	0	0	0	0	0	0
Total	1	1	0	0	0	0

FINAL TEAM STATISTICS

	VISITOR BRONCOS	HOME SEAHAWKS
TOTAL FIRST DOWNS	21	17
By Rushing	5	8
By Passing	14	9
By Penalty	2	0
THIRD DOWN EFFICIENCY	9-17-53%	5-10-50%
FOURTH DOWN EFFICIENCY	1-2-50%	1-1-100%
TOTAL NET YARDS	360	324
Total Offensive Plays (inc. times thrown passing)	69	61
Average gain per offensive play	5.2	5.3
NET YARDS RUSHING	125	145
Total Rushing Plays	33	38
Average gain per rushing play	3.8	3.8
NET YARDS PASSING	235	179
Times Thrown — yards lost attempting to pass	2-19	2-21
Gross yards passing	254	200
PASS ATTEMPTS-COMPLETIONS-HAD INTERCEPTED	34-24-2	13-12-0
Average gain per pass play (inc. # thrown passing)	6.5	11.9
PUNTS Number and Average	4-48	3-42
Had Blocked	0	0
FGs — PATs Had Blocked	0-0	0-0
TOTAL RETURN YARDAGE (Not Including Kickoffs)	9-128	8-146
No. and Yards Punt Returns	3-10	4-58
No. and Yards Kickoff Returns	6-118	2-43
No. and Yards Interception Returns	0-0	2-45
PENALTIES Number and Yards	5-35	3-34
FUMBLES Number and Lost	1-1	1-0
TOUCHDOWNS	1	4
Rushing	0	1
Passing	1	3
Returns	0	0
EXTRA POINTS Made-Attempts	1-1	4-4
FIELD GOALS Made-Attempts	0-0	1-1
SAFETIES	0	0
FINAL SCORE	7	31
TIME OF POSSESSION	30:57	29:03

1978 AFC DIVISIONAL PLAYOFF GAME

PITTSBURGH 33, DENVER 10

Dec. 30, 1978 • Three Rivers Stadium • Pittsburgh, Pa.

Weather: Light Rain, 33°, Wind S 5 mph • Attendance: 48,921 • Time: 3:02

Two fourth-quarter touchdown passes by Pittsburgh quarterback Terry Bradshaw lifted the Steelers to a 33-10 victory over the Denver Broncos and into the American Football Conference Championship game.

Bradshaw's scoring tosses included a 45-yard bomb to John Stallworth and a 38-yarder to Lynn Swann, capping a brilliant performance by the Pittsburgh passer.

The Broncos took the early lead on a 37-yard Jim Turner field goal, but Pittsburgh's Franco Harris ran for two touchdowns — a 1-yarder and an 18-yarder — and Roy Gerela kicked a 24-yard field goal to give the Steelers a 16-3 advantage. Denver cut the margin to 16-10 on a 3-yard Dave Preston touchdown run, but Gerela kicked another field goal to make the halftime margin 19-10.

Denver threatened to come closer in the third period, but Turner's 29-yard field goal attempt was blocked, and Bradshaw's passing sealed Denver's fate early in the final stanza.

The Steelers rolled to 425 yards total offense, with Bradshaw accounting for 272 through the air — 156 on 10 receptions by Stallworth.

The eventual World Champion Steelers limited the Broncos' ground game to just 87 yards in earning the right to play the Houston Oilers for the AFC crown the following week.

OFFICIALS

Referee — Gene Barth (14); Umpire — Gordon Wells (89); Line Judge — Bob Beeks (59); Side Judge — Royal Cathcart (16); Head Linesman — Ed Marion (26); Back Judge — John Fouch (45); Field Judge — Dick Dolack (31)

STARTING LINEUPS

Denver Broncos

Offense	Defense
WR 82 J. Dolbin	LE 79 B. Chavous
LT 71 C. Minor	NT 68 R. Carter
LG 62 T. Glassie	RE 77 L. Alzado
C 64 B. Bryan	LOLB 51 B. Swenson
RG 60 P. Howard	LILB 59 J. Rizzo
RT 76 T. Neville	RILB 53 R. Gradishar
TE 88 R. Odoms	ROLB 57 T. Jackson
WR 25 H. Moses	LC 20 L. Wright
QB 7 C. Morton	RC 43 S. Foley
RB 41 R. Lyle	SS 36 B. Thompson
RB 32 J. Keyworth	WS 29 B. Jackson

Pittsburgh Steelers

Offense	Defense
WR 82 J. Stallworth	LE 68 L. Greenwood
LT 55 J. Kolb	LT 75 J. Greene
LG 57 S. Davis	RT 64 S. Furness
C 52 M. Webster	RE 76 J. Banaszak
RG 74 R. Pinney	LLB 59 J. Ham
RT 79 L. Brown	MLB 58 J. Lambert
TE 84 R. Grossman	RLB 56 R. Cole
WR 86 L. Swann	LCB 29 R. Johnson
QB 12 T. Bradshaw	RCB 47 M. Blount
RB 20 R. Bleier	SS 31 D. Shell
RB 32 F. Harris	FS 23 M. Wagner

DENVER SUBSTITUTIONS: 10 B. Dilts, 14 N. Weese, 15 J. Turner, 23 C. Pane, 27 M. Harvey, 33 L. Perrin, 35 L. Canada, 40 C. West, 46 D. Preston, 50 B. Maples, 55 G. Turk, 56 L. Evans, 58 R. Nairne, 63 J. Grant, 65 G. Hyde, 80 R. Upchurch, 84 V. Kinney, 87 B. Moore. **DID NOT PLAY:** 12 C. Penrose, 24 O. Armstrong, 66 B. Manor, 67 S. Schindler.

FIELD GOALS (made ___ & missed)

J. Turner	(37)	29B	R. Gerela	(24)	(27)		
			1	2	3	4	OT
VISITOR	Denver Broncos		3	7			—
HOME	Pittsburgh Steelers		6	13	0	14	—
							TOTAL

Team	Qtr	Elapsed Time	SCORING PLAY	SCORE
				Visitor Home
BRONCOS	1	9:10	J. Turner 37 yd. Field Goal (5-6, 3:41)	3 0
STEELERS	1	12:27	F. Harris 1 yd. run (kick failed) (8-66, 3:17)	3 6
STEELERS	2	1:36	F. Harris 18 yd. run (R. Gerela, kick) (4-43, 2:05)	3 13
STEELERS	2	8:54	R. Gerela 24 yd. Field Goal (8-38, 3:20)	3 16
BRONCOS	2	13:04	D. Preston 3 yd. run (J. Turner, kick) (4-49, 2:00)	10 16
STEELERS	2	14:53	R. Gerela 27 yd. Field Goal (7-45, 1:49)	10 19
STEELERS	4	3:29	J. Stallworth 45 yd. pass from T. Bradshaw (R. Gerela, kick) (4-71, 2:14)	10 26
STEELERS	4	4:03	L. Swann 38 yd. pass from T. Bradshaw (R. Gerela, kick) (2-29, 0:21)	10 33

FINAL BRONCOS DEFENSIVE STATISTICS

(Based on unofficial press box totals)

Player	UT	A	TT	PD	FR	FF	S-Yds	I-Yds	Player	UT	A	TT	PD	FR	FF	S-Yds	I-Yds
R. Gradishar	8	5	13	0	0	0	0-0	0-0	J. Grant	3	1	4	0	0	0	0-0	0-0
S. Foley	7	2	9	1	0	0	0-0	0-0	B. Manor	3	1	4	0	0	0	0-0	0-0
B. Swenson	6	3	9	1	0	0	0-0	1-4	B. Thompson	3	1	4	1	0	0	0-0	0-0
J. Rizzo	6	2	8	0	0	0	0-0	0-0	R. Carter	2	1	3	0	0	0	0-0	0-0
L. Wright	5	1	6	1	0	0	0-0	0-0	B. Jackson	2	1	3	1	1	0	0-0	0-0
L. Alzado	4	2	6	0	0	0	0-0	0-0	G. Turk	2	0	2	0	0	0	0-0	0-0
T. Jackson	4	2	6	1	0	0	0-0	0-0	C. West	1	0	1	0	0	0	0-0	0-0
B. Chavous	3	2	5	0	0	0	0-0	0-0	C. Latimer	1	0	1	0	0	0	0-0	0-0
L. Evans	3	1	4	0	0	0	0-0	0-0	Team Totals	63	25	98	6	1	0	0-0	1-4

FINAL INDIVIDUAL STATISTICS

Denver Broncos								Pittsburgh Steelers							
RUSHING	ATT	YDS	AVG	LG	TD			RUSHING	ATT	YDS	AVG	LG	TD		
N. Weese	4	43	10.7	12	0			F. Harris	24	105	4.4	18	2		
D. Preston	4	14	3.5	10	1			R. Bleier	8	26	3.2	8	0		
J. Keyworth	5	6	1.2	4	0			R. Moser	2	6	3.0	3	0		
R. Lyle	6	6	1.0	8	0			T. Bradshaw	2	4	2.0	4	0		
L. Perrin	1	3	3.0	3	0			S. Thornton	2	4	2.0	3	0		
O. Armstrong	1	3	3.0	3	0			J. Deloplane	1	4	4.0	4	0		
L. Canada	1	3	3.0	3	0			J. Smith	1	4	4.0	4	0		
Total	27	87	3.2	12	1			Total	40	153	3.8	18	2		
PASSING	ATT	CMP	YDS	TD	LG	IN		PASSING	ATT	CMP	YDS	TD	LG	IN	
N. Weese	16	8	118	5/30	0	28	0	T. Bradshaw	29	16	272	0/0	2	45	1
C. Morton	5	3	34	1/7	0	19	0								
B. Dilts	1	1	16	0/0	0	16	0								
Total	22	12	168	6/37	0	28	0	Total	29	16	272	0/0	2	45	1
RECEIVING	NO	YDS	LG	TD				RECEIVING	NO	YDS	LG	TD			
J. Dolbin	4	77	28	0				J. Stallworth	10	156	45	1			
H. Moses	2	33	19	0				R. Grossman	4	64	22	0			
D. Preston	2	19	16	0				L. Swann	2	52	38	1			
L. Perrin	2	16	11	0											
R. Odoms	1	24	24	0				Total		16	272	45	2		
R. Lyle	1	-1	-1	0				INTERCEPTIONS	NO	YDS	LG	TD			
Total	12	168	28	0											
INTERCEPTIONS	NO	YDS	LG	TD				INTERCEPTIONS	NO	YDS	LG	TD			
B. Swenson	1	4	4	0											
B. Thompson	0	6	6	0				Total		0	0	0	0		
Total	1	10	6	0											
PUNTING	NO	YDS	AVG	TB	IN20	LG		PUNTING	NO	YDS	AVG	TB	IN20	LG	
B. Dilts	6	204	34.0	0	1	43		C. Colquitt	2	72	36.0	0	1	38	
Total	6	204	34.0	0	1	43		Total	2	72	36.0	0	1	38	
PUNT RETURNS	NO	FC	YDS	LG	TD			PUNT RETURNS	NO	FC	YDS	LG	TD		
R. Upchurch	2	0	30	22	0			T. Bell	3	1	7	4	0		
Returns	2	0	30	22	0			J. Deloplane	1	0	21	21	0		
KICKOFF RETURNS	NO	FC	YDS	LG	TD			J. Smith	0	1	0	0	0		
R. Upchurch	3		47	24	0			Returns	4	2	28	21	0		
L. Perrin	1		18	18	0			KICKOFF RETURNS	NO	FC	YDS	LG	TD		
J. Keyworth	1		5	5	0			L. Anderson	2		57	30	0		
C. Pane	1		0	0	0			S. Thornton	1		8	8	0		
Returns	6		70	24	0			Returns	3		65	30	0		
FUMBLES	Fum	Own	Rec.	Yds	TD	FF	Opp. Rec.	Yds	TD	FF	Opp. Rec.	Yds	TD	FF	Opp. Rec.
L. Canada	1	0	0	0	0	0	0	0	0	0	0	0	0	0	0
T. Jackson	0	0	0	0	0	0	1	0	0	0	0	0	0	0	0
R. Upchurch	1	0	0	0	0	0	0	0	0	0	0	0	0	0	0
Total	2	0	0	0	0	0	1	0	0	0	2	0	0	0	0

FINAL TEAM STATISTICS

		VISITOR BRONCOS	HOME STEELERS
TOTAL FIRST DOWNS		15	24
By Rushing		5	9
By Passing		8	11
By Penalty		2	4
THIRD DOWN EFFICIENCY		3-14-21%	6-14-43%
FOURTH DOWN EFFICIENCY		1-2-50%	3-4-75%
TOTAL NET YARDS		218	425
Total Offensive Plays (inc. times thrown passing)		55	69
Average gain per offensive play		3.9	6.1
NET YARDS RUSHING		87	153
Total Rushing Plays		27	40
Average gain per rushing play		3.2	3.8
NET YARDS PASSING		131	272
Times thrown — yards lost attempting to pass		6-37	0-0
Gross yards passing		168	272
PASS ATTEMPTS-COMPLETIONS-HAD INTERCEPTED		22-12-0	29-16-1
Average gain per pass play (inc. # thrown passing)		4.8	9.4
PUNTS Number and Average		6-34	2-36
Had Blocked		0	0
FGs — PATs Had Blocked		1-0	0-0
TOTAL RETURN YARDAGE (Not Including Kickoffs)		110	93
No. and Yards Punt Returns		2-30	4-28
No. and Yards Kickoff Returns		6-70	3-65
No. and Yards Interception Returns		1-10	0-0
PENALTIES Number and Yards		8-104	11-88
FUMBLES Number and Lost		2-2	4-1
TOUCHDOWNS		1	4
Rushing		1	2
Passing		0	2
EXTRA POINTS Made-Attempts		1-1	3-4
FIELD GOALS Made-Attempts		1-2	2-2
FINAL SCORE		10	33
TIME OF POSSESSION		29:39	30:21

SUPER BOWL XII

DALLAS 27, DENVER 10

Jan. 15, 1978 • Louisiana Superdome • New Orleans, La.

Weather: Indoors • Attendance: 76,400 • Time: 3:32

The Dallas Cowboys evened their Super Bowl record at 2-2 by defeating the Denver Broncos 27-10 before a sellout crowd of 76,400, plus 90 million television viewers, the largest audience ever to watch a sporting event.

Dallas converted two pass interceptions — by safety Randy Hughes and cornerback Aaron Kyle — into 10 points and Efren Herrera added a 35-yard field goal to give the Cowboys a 13-0 half-time advantage. The Denver offense had trouble getting untracked against the hard-hitting Cowboy defense. The Broncos lost three fumbles and were intercepted twice on their last five possessions of the first half.

The Broncos came back momentarily at the outset of the third period. Craig Morton engineered a drive to the Cowboys 30-yard line from where Jim Turner booted a 47-yard field goal to make the score 13-3. After an exchange of punts, Dallas wide receiver Butch Johnson made a spectacular diving catch in the end zone to complete a 45-yard pass from Roger Staubach to put the Cowboys ahead 20-3.

However, the momentum swung back to the Broncos as Rick Upchurch returned the kickoff 67 yards to the Dallas 26. On the second play of the series, Norris Weese relieved Craig Morton at quarterback. Morton, who was intercepted only eight times during the regular season, had thrown a Super Bowl record four interceptions. Weese guided the Broncos to a touchdown — a 1-yarder by Ron Lytle — to cut the Dallas lead to 20-10 with 5:39 left in the third quarter.

But Dallas clinched the victory when running back Robert Newhouse threw a 29-yard touchdown pass to Golden Richards on an option play with 7:04 remaining in the game. It was the first pass thrown by Newhouse since the 1975 regular season. The Cowboys' offense amassed 325 yards while the defense limited the Broncos to 156 in a game that saw the Cowboys control the ball 38:34 to Denver's 21:26.

Roger Staubach completed 17 of 25 passes for 183 yards while Harvey Martin and Randy White — who were named co-MVPs — led the Cowboys defense which recovered four fumbles and intercepted four passes.

OFFICIALS

Referee — Jim Tunney (32); Umpire — Joe Connell (57); Line Judge — Art Holst (33);
Head Linesman — Tony Veteri (36); Back Judge — Ray Douglas (5); Field Judge — Bob Wortman (84)

STARTING LINEUPS

Dallas Cowboys

Offense		Defense	
WR 86	B. Johnson	LE 72	E. Jones
LT 73	R. Neely	LT 75	J. Pugh
LG 68	H. Scott	RT 54	R. White
C 62	J. Fitzgerald	RE 79	H. Martin
RG 64	T. Rafferty	LLB 56	T. Henderson
RT 67	P. Donovan	MLB 53	B. Breunig
TE 89	B. DuPree	RLB 50	D.D. Lewis
WR 88	D. Pearson	LCB 31	B. Barnes
QB 12	R. Staubach	RCB 25	A. Kyle
RB 33	T. Dorsett	SS 41	C. Waters
RB 44	R. Newhouse	FS 43	C. Harris

Denver Broncos

Offense		Defense	
WR 82	J. Dolbin	LE 79	B. Chavous
LT 74	A. Maurer	NT 68	R. Carter
LG 62	T. Glassic	RE 77	L. Alzado
C 52	M. Montler	LOLB 51	B. Swenson
RG 60	P. Howard	LILB 59	J. Rizzo
RT 71	C. Minor	RILB 53	R. Gradishar
TE 88	R. Odoms	ROLB 57	T. Jackson
WR 25	H. Moses	LCB 20	L. Wright
QB 7	C. Morton	RCB 43	S. Foley
RB 24	O. Armstrong	SS 36	B. Thompson
RB 32	J. Keyworth	FS 29	B. Jackson

DENVER SUBSTITUTIONS: 10 B. Dilts, 14 N. Weese, 15 J. Turner, 21 R. Polli, 30 J. Jensen, 35 L. Perrin, 40 R. Rich, 41 R. Lytle, 50 B. Maples, 55 G. Turk, 56 L. Evans, 58 R. Nairne, 63 J. Grant, 65 G. Hyde, 66 B. Manor, 70 P. Smith, 73 H. Allison, 80 R. Upchurch, 85 R. Eglolf, 86 J. Schultz. **DID NOT PLAY:** 12 C. Penrose. **INACTIVE:** 26 L. Riley, 67 S. Schindler.

FIELD GOALS (made () & missed)

E. Herrera	(35)	(43)	43WL	32WR	44WL	J. Turner	(47)
VISITOR	Dallas Cowboys	1	2	3	4	OT	TOTAL
HOME	Denver Broncos	10	3	7	7	—	27
		0	0	10	0	—	10

Team	Qtr	Elapsed Time	SCORING PLAY	SCORE
COWBOYS	1	10:31	T. Dorsett 3 yd. run (E. Herrera, kick) (5-25, 2:40)	7 0
COWBOYS	1	13:29	E. Herrera 35 yd. Field Goal (6-17, 1:56)	10 0
COWBOYS	2	3:44	E. Herrera 43 yd. Field Goal (8-32, 3:31)	13 0
BRONCOS	3	2:28	J. Turner 47 yd. Field Goal (9-35, 2:28)	13 3
COWBOYS	3	8:01	B. Johnson 45 yd. pass from R. Staubach (E. Herrera, kick) (6-58, 2:29)	20 3
BRONCOS	3	9:21	R. Lytle 1 yd. run (J. Turner, kick) (5-26, 1:20)	20 10
COWBOYS	4	7:56	G. Richards 29 yd. pass from R. Newhouse (E. Herrera, kick) (1-29, 0:07)	27 10

FINAL BRONCOS DEFENSIVE STATISTICS

(Based on unofficial press box totals)

Player	UT	A	TT	PD	FR	FF	S-Yds	I-Yds	Player	UT	A	TT	PD	FR	FF	S-Yds	I-Yds
J. Rizzo	6	3	9	1	0	0	0-0	0-0	P. Smith	2	1	3	0	0	0	0-0	0-0
R. Carter	5	3	8	0	1	0	2-10	0-0	B. Chavous	2	0	2	0	0	0	0-0	0-0
R. Gradishar	6	3	8	1	0	0	0-0	0-0	J. Grant	2	0	2	0	0	0	0-0	0-0
T. Jackson	7	0	7	1	0	0	1-9	0-0	S. Foley	1	1	2	0	0	0	0-0	0-0
L. Alzado	6	1	7	0	0	0	2-16	0-0	R. Polli	1	1	2	0	0	0	0-0	0-0
B. Jackson	5	2	7	1	0	0	0-0	0-0	R. Rich	1	1	2	0	0	0	0-0	0-0
B. Swenson	4	2	6	1	0	0	0-0	0-0	R. Nairne	1	0	1	0	0	0	0-0	0-0
B. Thompson	3	2	5	2	0	0	0-0	0-0	B. Manor	1	0	1	0	0	0	0-0	0-0
L. Wright	3	2	5	2	0	0	0-0	0-0	Team Totals	56	21	77	9	2	0	5-35	0-0

FINAL INDIVIDUAL STATISTICS

Dallas Cowboys										Denver Broncos																	
RUSHING	ATT	YDS	AVG	LG	TD	RUSHING	ATT	YDS	AVG	LG	TD	RUSHING	ATT	YDS	AVG	LG	TD	RUSHING	ATT	YDS	AVG	LG	TD				
T. Dorsett	15	66	4.4	19	1	R. Lytle	10	35	3.5	16	1	R. Lytle	10	35	3.5	16	1	R. Lytle	10	35	3.5	16	1				
R. Newhouse	14	55	3.9	10	0	O. Armstrong	7	27	3.9	18	0	O. Armstrong	7	27	3.9	18	0	O. Armstrong	7	27	3.9	18	0				
D. White	1	13	13.0	13	0	N. Weese	3	26	8.7	10	0	N. Weese	3	26	8.7	10	0	N. Weese	3	26	8.7	10	0				
P. Pearson	3	11	3.7	5	0	J. Jensen	1	16	16.0	16	0	J. Jensen	1	16	16.0	16	0	J. Jensen	1	16	16.0	16	0				
R. Staubach	3	6	2.0	5	0	J. Keyworth	5	9	1.8	6	0	J. Keyworth	5	9	1.8	6	0	J. Keyworth	5	9	1.8	6	0				
S. Laidlaw	1	-9	-9.0	-9	0	L. Perrin	3	8	2.7	4	0	L. Perrin	3	8	2.7	4	0	L. Perrin	3	8	2.7	4	0				
B. Johnson	1	-9	-9.0	-9	0																						
Total	38	143	3.8	19	1	Total	29	121	4.2	18	1	Total	29	121	4.2	18	1	Total	29	121	4.2	18	1				
PASSING	ATT	CMP	YDS	TKD/YD	TD	LG	IN	PASSING	ATT	CMP	YDS	TKD/YD	TD	LG	IN	PASSING	ATT	CMP	YDS	TKD/YD	TD	LG	IN				
R. Staubach	25	17	183	5/35	1	45t	0	C. Morton	15	4	39	2/20	0	21	4	C. Morton	15	4	39	2/20	0	21	4				
D. White	2	1	5	0/0	0	5	0	N. Weese	10	4	22	2/6	0	9	0	N. Weese	10	4	22	2/6	0	9	0				
R. Newhouse	1	1	29	0/0	1	29t	0																				
Total	28	19	217	5/35	2	45t	0	Total	25	8	61	4/26	0	21	4	Total	25	8	61	4/26	0	21	4				
RECEIVING	NO	YDS	LG	TD	RECEIVING	NO	YDS	LG	TD	RECEIVING	NO	YDS	LG	TD	RECEIVING	NO	YDS	LG	TD	RECEIVING	NO	YDS	LG	TD			
P. Pearson	5	37	11	0	J. Dolbin	2	24	15	0	J. Dolbin	2	24	15	0	J. Dolbin	2	24	15	0	J. Dolbin	2	24	15	0			
B. DuPree	4	66	19	0	R. Odoms	2	9	10	0	R. Odoms	2	9	10	0	R. Odoms	2	9	10	0	R. Odoms	2	9	10	0			
R. Newhouse	3	-1	5	0	H. Moses	1	21	21	0	H. Moses	1	21	21	0	H. Moses	1	21	21	0	H. Moses	1	21	21	0			
B. Johnson	2	53	45t	1	R. Upchurch	1	9	9	0	R. Upchurch	1	9	9	0	R. Upchurch	1	9	9	0	R. Upchurch	1	9	9	0			
G. Richards	2	38	29t	1	J. Jensen	1	5	5	0	J. Jensen	1	5	5	0	J. Jensen	1	5	5	0	J. Jensen	1	5	5	0			
T. Dorsett	2	11	15	0	L. Perrin	1	-7	-7	0	L. Perrin	1	-7	-7	0	L. Perrin	1	-7	-7	0	L. Perrin	1	-7	-7	0			
D. Pearson	1	13	13	0																							
Total	19	217	45t	2	Total	8	61	21	0	Total	8	61	21	0	Total	8	61	21	0	Total	8	61	21	0			
INTERCEPTIONS	NO	YDS	LG	TD	INTERCEPTIONS	NO	YDS	LG	TD	INTERCEPTIONS	NO	YDS	LG	TD	INTERCEPTIONS	NO	YDS	LG	TD	INTERCEPTIONS	NO	YDS	LG	TD			
M. Washington	1	27	27	0	M. Washington	1	27	27	0	M. Washington	1	27	27	0	M. Washington	1	27	27	0	M. Washington	1	27	27	0			
A. Kyle	1	19	19	0	A. Kyle	1	19	19	0	A. Kyle	1	19	19	0	A. Kyle	1	19	19	0	A. Kyle	1	19	19	0			
B. Barnes	1	0	0	0	B. Barnes	1	0	0	0	B. Barnes	1	0	0	0	B. Barnes	1	0	0	0	B. Barnes	1	0	0	0			
R. Hughes	1	0	0	0	R. Hughes	1	0	0	0	R. Hughes	1	0	0	0	R. Hughes	1	0	0	0	R. Hughes	1	0	0	0			
Total	4	46	27	0	Total	0	0	0	0	Total	0	0	0	0	Total	0	0	0	0	Total	0	0	0	0			
PUNTING	NO	YDS	AVG	TB	IN20	LG	PUNTING	NO	YDS	AVG	TB	IN20	LG	PUNTING	NO	YDS	AVG	TB	IN20	LG	PUNTING	NO	YDS	AVG	TB	IN20	LG
D. White	5	208	41.6	0	0	53	B. Dilts	4	153	38.2	1	1	46	B. Dilts	4	153	38.2	1	1	46	B. Dilts	4	153	38.2	1	1	46
Total	5	208	41.6	0	0	53	Total	4	153	38.2	1	1	46	Total	4	153	38.2	1	1	46	Total	4	153	38.2	1	1	46
PUNT RETURNS	NO	FC	YDS	LG	TD	PUNT RETURNS	NO	FC	YDS	LG	TD	PUNT RETURNS	NO	FC	YDS	LG	TD	PUNT RETURNS	NO	FC	YDS	LG	TD				
T. Hill	1	1	0	0	0	R. Upchurch	3	0	22	8	0	R. Upchurch	3	0	22	8	0	R. Upchurch	3	0	22	8	0				
						J. Schultz	1	0	0	0	0	J. Schultz	1	0	0	0	0	J. Schultz	1	0	0	0	0				
Returns	1	0	0	0	0	Returns	3	22	8	0	0	Returns	3	22	8	0	0	Returns	3	22	8	0	0				
KICKOFF RETURNS	NO	FC	YDS	LG	TD	KICKOFF RETURNS	NO	FC	YDS	LG	TD	KICKOFF RETURNS	NO	FC	YDS	LG	TD	KICKOFF RETURNS	NO	FC	YDS	LG	TD				
B. Johnson	2	1	29	15	0	R. Upchurch	3	1	94	67	0	R. Upchurch	3	1	94	67	0	R. Upchurch	3	1	94	67	0				
L. Brinson	1	0	22	22	0	J. Schultz	2	2	62	37	0	J. Schultz	2	2	62	37	0	J. Schultz	2	2	62	37	0				
						J. Jensen	1	1	17	17	0	J. Jensen	1	1	17	17	0	J. Jensen	1	1	17	17	0				
Returns	3		51	22	0	Returns	6		173	67	0	Returns	6		173	67	0	Returns	6		173	67	0				
Dallas Cowboys	Fum	Own	Rec.	Yds	TD	FF	Opp. Rec.	Yds	TD	Out	Dnds	Dallas Cowboys	Fum	Own	Rec.	Yds	TD	FF	Opp. Rec.	Yds	TD	Out	Dnds				
B. Johnson	2	2	0	0	0	0	0	0	0	0	0	B. Johnson	2	2	0	0	0	0	0	0	0	0	0				
T. Hill	1	1	0	0	0	0	0	0	0	0	0	T. Hill	1	1	0	0	0	0	0	0	0	0	0				
T. Dorsett	1	0	0	0	0	0	0	0	0	0	0	T. Dorsett	1	0	0	0	0	0	0	0	0	0	0				
B. DuPree	1	0	0	0	0	0	0	0	0	0	0	B. DuPree	1	0	0	0	0	0	0	0	0	0	0				
R. Staubach	1	0	0	0	0	0	0	0	0	0	0	R. Staubach	1	0	0	0	0	0	0	0	0	0	0				
J. Fitzgerald	0	1	0	0	0	0	0	0	0	0	0	J. Fitzgerald	0	1	0	0	0	0	0	0	0	0	0				
B. Huther (1-0), R. Hughes (2-21) and A. Kyle (1-0): each had opponent recoveries												B. Huther (1-0), R. Hughes (2-21) and A. Kyle (1-0): each had opponent recoveries															
Total	6	4	0	0	0	0	0	0	0	0	0	Total	4	0	0	0	0	0	0	0	0	0	0				

1977 AFC CHAMPIONSHIP GAME

DENVER 20, OAKLAND 17

Jan. 1, 1978 • Mile High Stadium • Denver

Weather: Mostly Sunny, 18°, Wind NE 3 mph • Attendance: 74,982 • Time: 2:55

Denver quarterback Craig Morton threw two touchdown passes to Haven Moses as the Broncos defeated the defending NFL Champion Oakland Raiders 20-17 and moved into their first Super Bowl.

Morton, who was drafted and spent nine-and-a-half years with the Cowboys, would face his former Dallas teammates after completing 10 of 20 passes for 224 yards. It would be the second meeting in five weeks for these two teams — Dallas won 14-6 in the regular season finale as Morton played only the opening series due to a bruised hip.

On a sunny, 18-degree day before 74,982 Denver partisans, the Raiders scored on their initial possession as Errol Mann kicked a 20-yard field goal to climax an 18-play drive. Morton hit Moses for their first scoring hookup two plays later on a 74-yard touchdown bomb, and the Broncos were on top to stay.

Denver took advantage of two Oakland turnovers in the second half to win its second game in three meetings with Raiders during the 1977 season. Defensive end Brison Manor recovered running back Clarence Davis' fumble at the Oakland 17 and running back Jon Keyworth scored from the 1-yard line to increase the margin to 14-3 in the third quarter.

Oakland quarterback Ken Stabler hit tight end Dave Casper on the first of two scoring passes to narrow the lead to 14-10 with 39 seconds elapsed in the final period. But on Oakland's next possession, linebacker Bob Swenson intercepted a Stabler pass and ran to the Raiders' 14. Morton then threw 12 yards to Moses for the Broncos' final touchdown. Oakland finished the scoring on the next series as Stabler threw 17 yards to Casper for the game's last touchdown.

Denver controlled the ball for the final 3:08 and gave Red Miller the AFC title in his first year as head coach. Moses, a 10-year veteran, had 5 receptions for 168 yards. The Denver defense, which was No. 1 against the rush in the NFL during the regular season, held the Raiders to 94 yards on the ground.

OFFICIALS

Referee — Chuck Heberling (46); Umpire — Ralph Morcroft (15); Line Judge — Bruce Alford (24); Head Linesman — Ed Marion (26); Back Judge — Stan Javie (29); Field Judge — Arman Terzian (23)

STARTING LINEUPS

Oakland Raiders

Offense		Defense	
WR 21 C. Branch	LE 72 J. Matuszak		
LT 78 A. Shell	ME 74 D. Rowe		
LG 63 G. Upshaw	RE 60 O. Sistrunk		
C 50 D. Dalby	LB 52 F. Rice		
RG 64 G. Buehler	LB 58 M. Johnson		
RT 70 H. Lawrence	LB 39 W. Hall		
TE 87 D. Casper	LB 83 T. Hendricks		
WR 25 F. Biletnikoff	CB 37 L. Hayes		
QB 12 K. Stabler	CB 24 W. Brown		
RB 28 C. Davis	S 26 S. Thomas		
RB 30 M. van Eeghen	S 32 J. Tatum		

Denver Broncos

Offense		Defense	
WR 82 J. Dolbin	DE 79 B. Chavous		
LT 74 A. Maurer	NT 68 R. Carter		
LG 62 T. Glassic	DE 77 L. Alzado		
C 52 M. Montler	LB 53 R. Gradishar		
RG 60 P. Howard	LB 51 B. Swenson		
RT 71 C. Minor	LB 57 T. Jackson		
TE 88 R. Odoms	LB 59 J. Rizzo		
WR 25 H. Moses	LC 20 L. Wright		
QB 7 C. Morton	RC 43 S. Foley		
RB 41 R. Lytle	S 36 B. Thompson		
RB 32 J. Keyworth	S 29 B. Jackson		

DENVER SUBSTITUTIONS: 10 B. Dilts, 14 N. Weese, 15 J. Turner, 21 R. Polt, 24 O. Armstrong, 30 J. Jensen, 35 L. Perrin, 40 R. Rich, 50 B. Maples, 55 G. Turk, 56 L. Evans, 58 R. Nairne, 63 J. Grant, 65 G. Hyde, 66 B. Manor, 67 S. Schindler, 70 P. Smith, 80 R. Upchurch, 85 R. Egloff, 86 J. Schultz. DID NOT PLAY: 12 C. Penrose. INACTIVE: 26 L. Riley, 73 H. Allison.

FIELD GOALS (made () & missed)

E. Mann	(20)	19 hit upright	J. Turner	40WL	21 WR	44WL	
VISITOR	Oakland Raiders	1	2	3	4	OT	TOTAL
HOME	Denver Broncos	3	0	0	14	—	17
		7	0	7	6	—	20

Team	Qtr	Elapsed Time	SCORING PLAY	SCORE Visitor Home
RAIDERS	1	10:34	E. Mann 20 yd. Field Goal (18-54, 7:44)	3 0
BRONCOS	1	11:01	H. Moses 74 yd. pass from C. Morton (J. Turner, kick) (2-69, 0:27)	3 7
BRONCOS	3	6:23	J. Keyworth 1 yd. run (J. Turner, kick) (4-17, 1:48)	3 14
RAIDERS	4	0:39	D. Casper 7 yd. pass from K. Stabler (E. Mann, kick) (6-48, 2:25)	10 14
BRONCOS	4	7:17	H. Moses 12 yd. pass from C. Morton (pass failed) (3-17, 1:29)	10 20
RAIDERS	4	11:44	D. Casper 17 yd. pass from K. Stabler (E. Mann, kick) (8-74, 4:17)	17 20

BRONCOS DEFENSIVE LEADERS

(Based on unofficial press box totals)

Player	UT	A	TT	PD	FR	FF	S-Yds	I-Yds	Player	UT	A	TT	PD	FR	FF	S-Yds	I-Yds
R. Gradishar	4	4	8	2	0	0	0-0	0-0	T. Jackson	4	1	5	0	0	0	0-0	0-0
L. Alzado	5	2	7	0	0	0	0-0	0-0	L. Wright	3	0	3	0	0	0	0-0	0-0
B. Jackson	6	0	6	1	0	0	0-0	0-0	B. Chavous	2	1	3	1	0	0	0-0	0-0
J. Rizzo	4	2	6	1	0	0	0-0	0-0	S. Foley	2	0	2	7	0	0	0-0	0-0
B. Swenson	4	2	6	0	0	0	0-0	0-0	L. Evans	1	0	1	0	1	0	0-0	0-0
R. Carter	3	3	6	0	0	0	1-11	0-0	R. Nairne	0	1	1	0	0	0	0-0	0-0
J. Grant	5	0	5	0	0	0	0-0	0-0	B. Manor	0	0	0	1	1	0	0-0	0-0
B. Thompson	5	0	5	0	0	0	0-0	0-0	Team Totals	48	16	64	13	2	0	1-11	1-14

FINAL INDIVIDUAL STATISTICS

Oakland Raiders						
RUSHING	ATT	YDS	AVG	LG	TD	
M. van Eeghen	20	71	3.6	13	0	
P. Banaszak	7	22	3.1	9	0	
C. Davis	9	1	0.1	6	0	
Total	36	94	2.6	13	0	

PASSING	ATT	CMP	YDS	TKD/ YD	TD	LG	IN
K. Stabler	35	17	215	1/11	2	26	1
Total	35	17	215	1/11	2	26	1

RECEIVING	NO	YDS	LG	TD
D. Casper	5	71	26	2
F. Biletnikoff	4	38	15	0
C. Branch	3	59	24	0
M. van Eeghen	2	8	5	0
M. Bradshaw	1	25	25	0
M. Siani	1	12	12	0
P. Banaszak	1	2	2	0
Total	17	215	26	2

INTERCEPTIONS	NO	YDS	LG	TD
F. Rice	1	11	11	0
Total	1	11	11	0

PUNTING	NO	YDS	AVG	TB	IN20	LG
R. Guy	5	180	36.0	2	0	44
Total	5	180	36.0	2	0	44

PUNT RETURNS	NO	FC	YDS	LG	TD
C. Garrett	2	0	5	5	0
Returns	2	0	5	5	0

KICKOFF RETURNS	NO	FC	YDS	LG	TD
C. Garrett	3	0	111	62	0
C. Davis	1	0	25	25	0
Returns	4	0	136	62	0

Oakland Raiders	Fum	Own Rec.	Yds	TD	Opp. Rec.	Yds	TD	Out Bnds
C. Davis	1	0	0	0	0	0	0	0
C. Garrett	1	0	0	0	0	0	0	0
Total	2	0	0	0	0	0	0	0

Denver Broncos						
RUSHING	ATT	YDS	AVG	LG	TD	
L. Perrin	11	42	3.8	10	0	
R. Lytle	7	26	3.7	8	0	
J. Keyworth	8	19	2.4	7	1	
O. Armstrong	7	16	2.3	8	0	
J. Jensen	1	2	2.0	2	0	
C. Morton	2	-4	-2.0	-2	0	
H. Moses	1	-10	-10.0	-10	0	
Total	37	91	2.5	10	1	

PASSING	ATT	CMP	YDS	TKD/ YD	TD	LG	IN
C. Morton	20	10	224	1/7	2	74	1
Total	20	10	224	1/7	2	74	1

RECEIVING	NO	YDS	LG	TD
H. Moses	5	168	74	2
L. Perrin	2	20	16	0
J. Jensen	1	20	20	0
R. Odoms	1	13	13	0
J. Keyworth	1	3	3	0
Total	10	224	74	2

INTERCEPTIONS	NO	YDS	LG	TD
B. Swenson	1	14	14	0
Total	1	14	14	0

PUNTING	NO	YDS	AVG	TB	IN20	LG
B. Dilts	4	163	40.8	0	1	55
Total	4	163	40.8	0	1	55

PUNT RETURNS	NO	FC	YDS	LG	TD
R. Upchurch	2	0	12	9	0
Returns	2	0	12	9	0

KICKOFF RETURNS	NO	FC	YDS	LG	TD
R. Upchurch	2	0	33	18	0
J. Schultz	1	0	20	20	0
R. Lytle	1	0	14	14	0
Returns	4	0	67	20	0

Denver Broncos	Fum	Own Rec.	Yds	TD	Opp. Rec.	Yds	TD	Out Bnds
B. Manor	0	0	0	0	0	1	0	0
L. Evans	0	0	0	0	0	1	0	0
Total	0	0	0	0	0	2	0	0

FINAL TEAM STATISTICS

TOTAL FIRST DOWNS		VISITOR RAIDERS	HOME BRONCOS
By Rushing	20	20	16
By Passing	6	6	6
By Penalty	11	11	8
	3	3	2
THIRD DOWN EFFICIENCY	7-16-44%	5-13-39%	
FOURTH DOWN EFFICIENCY	1-1-100%	0-0-0%	
TOTAL NET YARDS	298	308	
Total Offensive Plays (inc. times thrown passing)	72	58	
Average gain per offensive play	4.1	5.3	
NET YARDS RUSHING	94	91	
Total Rushing Plays	36	37	
Average gain per rushing play	2.6	2.5	
NET YARDS PASSING	204	217	
Times thrown — yards lost attempting to pass	1-11	1-7	
Gross yards passing	215	224	
PASS ATTEMPTS-COMPLETIONS-HAD INTERCEPTED	35-17-1	20-10-1	
Average gain per pass play (inc. % thrown passing)	5.7	10.3	
PUNTS Number and Average	5-36	4-41	
Had Blocked	0	0	
FGs — PATs Had Blocked	0-0	0-0	
TOTAL RETURN YARDAGE (Not Including Kickoffs)	152	93	
No. and Yards Punt Returns	2-5	2-12	
No. and Yards Kickoff Returns	4-136	4-67	
No. and Yards Interception Returns	1-11	1-14	
PENALTIES Number and Yards	2-6	8-46	
FUMBLES Number and Lost	2-2	0-0	
TOUCHDOWNS	2	3	
Rushing	0	1	
Passing	2	2	
Returns	0	0	
EXTRA POINTS Made-Attempts	2-2	2-3	
FIELD GOALS Made-Attempts	1-2	0-3	
SAFETIES	0	0	
FINAL SCORE	17	20	
TIME OF POSSESSION	32:59	27:01	

1977 AFC DIVISIONAL PLAYOFF GAME

DENVER 34, PITTSBURGH 21

Dec. 24, 1977 • Mile High Stadium • Denver

Weather: Sunny, 43°, Wind E 9 mph • Attendance: 75,011 • Time: 3:15

After ties at 7, 14, and 21, veteran Jim Turner kicked a 44-yard field goal to put Denver ahead to stay as the Broncos — in their first playoff game ever — beat the perennial AFC Central Champion Steelers.

Leading 24-21, the Broncos capped their victory with two fourth-quarter interceptions by linebacker Tom Jackson, the last of which set up Craig Morton's 34-yard game-clinching touchdown pass to Jack Dolbin.

Denver capitalized on a blocked punt and a fumble recovery for two scores in the first half, which ended 14-14. Morton and Steeler quarterback Terry Bradshaw traded touchdown passes in the second half before Turner's kick, Jackson's interceptions, and Morton's arm kept Pittsburgh from the AFC title game for the first time in four years.

The Denver victory set up a third game between the AFC Western Champion Broncos and the AFC Wild Card Raiders, who split two regular season games.

OFFICIALS

Referee — Gene Barth (14); Umpire — Paul Trepinski (22); Line Judge — Royal Cathcart (16); Head Linesman — Frank Glover (85); Back Judge — Bob Rice (80); Field Judge — Ed Merrifield (76)

STARTING LINEUPS

Pittsburgh Steelers

Offense	Defense
WR 82 J. Stallworth	LE 64 S. Furness
LT 57 S. Davis	LT 75 J. Greene
LG 55 J. Kolb	RT 63 E. Holmes
C 52 M. Webster	RE 78 D. White
RG 50 J. Clack	LB 59 J. Ham
RT 74 R. Pinney	LB 58 J. Lambert
TE 79 L. Brown	LB 51 L. Toews
WR 88 L. Swann	CB 24 J.T. Thomas
QB 12 T. Bradshaw	CB 45 J. Allen
RB 20 R. Bleier	S 31 D. Shell
RB 32 F. Harris	S 27 G. Edwards

Denver Broncos

Offense	Defense
WR 25 H. Moses	LE 79 B. Chavous
LT 74 A. Maurer	NT 68 R. Carter
LG 62 T. Glassic	RE 77 L. Alzado
C 52 M. Montler	LB 51 B. Swenson
RG 60 P. Howard	LB 53 R. Gradishar
RT 71 C. Minor	LB 57 T. Jackson
TE 88 R. Odums	LB 59 J. Rizzo
WR 82 J. Dolbin	LCB 20 L. Wright
QB 7 C. Morton	RCB 43 S. Foley
RB 41 R. Lyle	S 36 B. Thompson
RB 32 J. Keyworth	S 29 B. Jackson

DENVER SUBSTITUTIONS: 10 B. Dilts, 14 N. Weese, 15 J. Turner, 21 R. Polli, 24 O. Armstrong, 30 J. Jensen, 40 R. Rich, 50 B. Maples, 55 G. Turk, 56 L. Evans, 58 R. Nairne, 63 J. Grant, 65 G. Hyde, 66 B. Manor, 67 S. Schindler, 70 P. Smith, 80 R. Upchurch, 85 R. Egloff, 86 J. Schultz. **DID NOT PLAY:** 35 L. Perrin. **INACTIVE:** 26 L. Riley, 73 H. Allison.

FIELD GOALS (made (___) & missed)

	J. Turner	(44)	(25)		
VISITOR	1	2	3	4	OT
HOME	0	14	0	7	21
	7	7	7	13	34

Team	Qtr	Elapsed Time	SCORING PLAY	SCORE
BRONCOS	1	8:47	R. Lyle 7 yd. run (J. Turner, kick) (4-17, 1:56)	0 7
STEELERS	2	5:59	T. Bradshaw 1 yd. run (R. Gerela, kick) (11-56, 5:10)	7 7
BRONCOS	2	10:45	O. Armstrong 10 yd. run (J. Turner, kick) (1-10, 0:04)	7 14
STEELERS	2	13:19	F. Harris 1 yd. run (R. Gerela, kick) (9-65, 2:35)	14 14
BRONCOS	3	13:36	R. Odums 30 yd. pass from C. Morton (J. Turner, kick) (4-41, 1:01)	14 21
STEELERS	4	4:05	L. Brown 1 yd. pass from T. Bradshaw (R. Gerela, kick) (4-61, 1:42)	21 21
BRONCOS	4	7:43	J. Turner 44 yd. Field Goal (7-39, 3:29)	21 24
BRONCOS	4	9:50	J. Turner 44 yd. Field Goal (4-2, 1:36)	21 27
BRONCOS	4	13:16	J. Dolbin 34 yd. pass from C. Morton (J. Turner, kick) (2-33, 0:13)	21 34

BRONCOS DEFENSIVE LEADERS

(Based on unofficial press box totals)

Player	UT	A	TT	PD	FR	FF	S-Yds	I-Yds	Player	UT	A	TT	PD	FR	FF	S-Yds	I-Yds
B. Thompson	10	3	13	0	0	0	0-0	0-0	R. Rich	1	2	3	0	0	0	0-0	0-0
R. Gradishar	5	5	10	1	1	0	0-0	0-0	R. Nairne	2	1	3	0	0	0	0-0	0-0
T. Jackson	7	1	8	2	0	0	0-0	2-49	P. Smith	1	1	2	0	0	0	0-0	0-0
J. Rizzo	5	2	7	1	0	0	0-0	0-0	G. Turk	1	1	2	0	0	0	0-0	0-0
B. Swenson	4	2	6	0	0	0	0-0	0-0	J. Grant	0	2	2	0	0	0	0-0	0-0
B. Jackson	4	1	5	1	0	0	0-0	1-15	R. Carter	1	0	1	0	0	0	0-0	0-0
L. Alzado	3	2	5	0	0	0	0-0	0-0	B. Manor	1	0	1	0	0	0	0-0	0-0
B. Chavous	4	0	4	0	0	0	0-0	0-0	R. Polli	1	0	1	1	0	0	0-0	0-0
L. Wright	3	0	3	2	0	0	0-0	0-0	Team Totals	53	23	76	8	1	0	0-0	3-64

FINAL INDIVIDUAL STATISTICS

Pittsburgh Steelers						
RUSHING	ATT	YDS	AVG	LG	TD	
F. Harris	28	92	3.3	20	1	
T. Bradshaw	4	21	5.3	11	1	
R. Bleier	7	14	2.0	5	0	
Total	39	127	3.3	20	2	

PASSING	ATT	CMP	YDS	TKD/	YD	TD	LG	IN
T. Bradshaw	37	19	177	0/0	1	48	3	
Total	37	19	177	0/0	1	48	3	

RECEIVING	NO	YDS	LG	TD
J. Stallworth	4	80	48	0
F. Harris	4	20	12	0
B. Cunningham	3	42	19	0
A. Maxson	3	11	10	0
R. Bleier	2	10	7	0
R. Grossman	1	7	7	0
L. Swann	1	6	6	0
L. Brown	1	1	1	1
Total	19	177	48	1

INTERCEPTIONS	NO	YDS	LG	TD
---------------	----	-----	----	----

Total	0	0	0	0
--------------	----------	----------	----------	----------

PUNTING	NO	YDS	AVG	TB	IN20	LG
R. Engles	5	204	40.8	0	0	55
Total	5	204	40.8	0	0	55

PUNT RETURNS	NO	FC	YDS	LG	TD
J. Smith	4	1	31	17	0

Returns	4	1	31	17	0
---------	----------	----------	-----------	-----------	----------

KICKOFF RETURNS	NO	FC	YDS	LG	TD
J. Smith	4	0	80	34	0
A. Maxson	1	0	24	24	0
Returns	5	0	104	34	0

Pittsburgh Steelers	Own	Fum	Rec.	Yds	TD	FF	Opp.	Rec.	Yds	TD	Bnds
F. Harris	1	0	0	0	0	0	0	0	0	0	0
J. Greene	0	0	0	0	0	0	1	0	0	0	0

Total	2	1	0	0	0	0	1	0	0	0	0
--------------	----------	----------	----------	----------	----------	----------	----------	----------	----------	----------	----------

Denver Broncos						
RUSHING	ATT	YDS	AVG	LG	TD	
O. Armstrong	11	44	4.0	29	1	
R. Lyle	12	26	2.2	7	1	
J. Keyworth	5	20	4.4	6	0	
J. Jensen	4	13	3.3	5	0	
C. Morton	5	0	0.0	6	0	
Total	37	103	2.8	29	2	

PASSING	ATT	CMP	YDS	TKD/	YD	TD	LG	IN
C. Morton	23	11	164	1/9	2	34	0	
Total	23	11	164	1/9	2	34	0	

RECEIVING	NO	YDS	LG	TD
R. Odums	5	43	30	1
H. Moses	2	45	27	0
J. Jensen	2	33	29	0
J. Dolbin	1	34	34	1
O. Armstrong	1	9	9	0

Total	11	164	34	2
--------------	-----------	------------	-----------	----------

INTERCEPTIONS	NO	YDS	LG	TD
---------------	----	-----	----	----

T. Jackson	2	49	32	0
B. Jackson	1	15	15	0

Total	3	64	32	0
--------------	----------	-----------	-----------	----------

PUNTING	NO	YDS	AVG	TB	IN20	LG
B. Dilts	5	188	37.6	0	1	41
Total	5	188	37.6	0	1	41

PUNT RETURNS	NO	FC	YDS	LG	TD
B. Thompson	2	0	5	3	0
J. Schultz	1	0	4	4	0
R. Upchurch	1	1	3	3	0

Returns	4	1	12	4	0
----------------	----------	----------	-----------	----------	----------

KICKOFF RETURNS	NO	FC	YDS	LG	TD
-----------------	----	----	-----	----	----

R. Upchurch	3	0	58	26	0
J. Schultz	1	0	27	27	0
Returns	4	0	85	27	0

Denver Broncos	Own	Fum	Rec.	Yds	TD	FF	Opp.	Rec.	Yds	TD	Bnds
R. Gradishar	1	0	0	0	0	0	0	0	0	0	0
T. Jackson	0	1	25	0	0	0	0	0	0	0	0
J. Keyworth	1	0	0	0	0	0	0	0	0	0	0
B. Thompson	1	0	0	0	0	0	0	0	0	0	0
S. Foley	0	1	0	0	0	0	0	0	0	0	0

Total	3	2	25	0	0	0	1	5	0	0	0
--------------	----------	----------	-----------	----------	----------	----------	----------	----------	----------	----------	----------

FINAL TEAM STATISTICS

TOTAL FIRST DOWNS

By Rushing	18
By Passing	10
By Penalty	0

THIRD DOWN EFFICIENCY

FOURTH DOWN EFFICIENCY

TOTAL NET YARDS

Total Offensive Plays (inc. times thrown passing)	304
Average gain per offensive play	4.0

NET YARDS RUSHING

Total Rushing Plays	127
Average gain per rushing play	3.3

NET YARDS PASSING

Times thrown — yards lost attempting to pass	0-0
Gross yards passing	177

PASS ATTEMPTS-COMPLETIONS-HAD INTERCEPTED

Average gain per pass play (inc. # thrown passing)	37-19-3
--	---------

PUNTS Number and Average

Had Blocked	6-34
-------------	------

FGs — PATs Had Blocked

TOTAL RETURN YARDAGE (Not Including Kickoffs)

No. and Yards Punt Returns	135
No. and Yards Kickoff Returns	4-31
No. and Yards Interception Returns	5-104

PENALTIES Number and Yards

FUMBLES Number and Lost

TOUCHDOWNS

Rushing	3
Passing	2
Returns	1

EXTRA POINTS Made-Attempts

FIELD GOALS Made-Attempts

SAFETIES

FINAL SCORE

TIME OF POSSESSION

VISITOR

STEELERS

HOME

BRONCOS

18

15

10

5

8

9

0

1

11-22-50%

4-13-31%

1-2-50%

0-1-0%

304

258

76

61

4.0

4.2

127

103

39

37

3.3

2.8

177

155

0-0

1-9

177

164

37-19-3

23-11-0

4.8

6.5

6-34

5-38

INDIVIDUAL AND TEAM RECORDS



Ed McCaffrey
1998 Pro Bowl Selection

BRONCOS HEAD COACHING HISTORY

Season	Coach	W	L	T	Pct.
1960	Frank Filchok	4	9	1	
1961	Frank Filchok	3	11	0	
	Filchok's totals	7	20	1	.268
1962	Jack Faulkner	7	7	0	
1963	Jack Faulkner	2	11	1	
1964	Jack Faulkner	0	4	0	
	Faulkner's totals	9	22	1	.297
1964	Mac Speedie	2	7	1	
1965	Mac Speedie	4	10	0	
1966	Mac Speedie	0	2	0	
	Speedie's totals	6	19	1	.250
1966	Ray Malavasi	4	8	0	
	Malavasi's totals	4	8	0	.333
1967	Lou Saban	3	11	0	
1968	Lou Saban	5	9	0	
1969	Lou Saban	5	8	1	
1970	Lou Saban	5	8	1	
1971	Lou Saban	2	6	1	
	Saban's totals	20	42	3	.331
1971	Jerry Smith	2	3	0	
	Smith's totals	2	3	0	.400
1972	John Ralston	5	9	0	
1973	John Ralston	7	5	2	
1974	John Ralston	7	6	1	
1975	John Ralston	6	8	0	
1976	John Ralston	9	5	0	
	Ralston's totals	34	33	3	.507
1977	Red Miller	12	2	0	
	Playoffs	2	1	0	
1978	Red Miller	10	6	0	
	Playoffs	0	1	0	
1979	Red Miller	10	6	0	
	Playoffs	0	1	0	
1980	Red Miller	8	8	0	
	Miller's regular season totals	40	22	0	.645
	Miller's overall totals	42	25	0	.627
1981	Dan Reeves	10	6	0	
1982	Dan Reeves	2	7	0	
1983	Dan Reeves	9	7	0	
	Playoffs	0	1	0	
1984	Dan Reeves	13	3	0	
	Playoffs	0	1	0	
1985	Dan Reeves	11	5	0	
1986	Dan Reeves	11	5	0	
	Playoffs	2	1	0	
1987	Dan Reeves	10	4	1	
	Playoffs	2	1	0	
1988	Dan Reeves	8	8	0	
1989	Dan Reeves	11	5	0	
	Playoffs	2	1	0	
1990	Dan Reeves	5	11	0	
1991	Dan Reeves	12	4	0	
	Playoffs	1	1	0	
1992	Dan Reeves	8	8	0	
	Reeves' regular season totals	110	73	1	.600
	Reeves' overall totals	117	79	1	.596
1993	Wade Phillips	9	7	0	
	Playoffs	0	1	0	
1994	Wade Phillips	7	9	0	
	Phillips' regular season totals	16	16	0	.500
	Phillips' overall totals	16	17	0	.485
1995	Mike Shanahan	8	8	0	
1996	Mike Shanahan	13	3	0	
	Playoffs	0	1	0	
1997	Mike Shanahan	12	4	0	
	Playoffs	4	0	0	
1998	Mike Shanahan	14	2	0	
	Playoffs	3	0	0	
	Shanahan's regular season totals	47	17	0	.734
	Shanahan's overall totals	54	18	0	.750

ALL-TIME COACHES ROSTER

Vernon Banks.....1993-94	Strength & Conditioning
Marvin Bass.....1982-83, 1985-92	Special Assistant
1984	Offensive Line
Raymond Berry.....1992	Quarterbacks
Marv Braden.....1977-80	Special Teams
Frank Bush.....1995-98	Linebackers
Ken Carpenter.....1961	Assistant
Rubin Carter.....1987-88	Asst. Defensive Line
Jim Cason.....1960	Backfield
Barney Chavous.....1989	Asst. Strength & Cond.
1990-92	Defensive Assistant
1993-94	Asst. Strength/Asst. Defensive Line
1995-98	Asst. Strength/Asst. Offensive Line
Max Coley.....1972-76	Offensive Coordinator
Joe Collier.....1969-71	Defensive Backfield
1972-81	Defensive Coordinator
1982-88	Asst. Head Coach/Def.
Dick Coury.....1972-73	Wide Receivers
Kay Dalton.....1974-76	Wide Receivers
1986	Special Offensive Asst.
Joe DeCamillis.....1991-92	Def. Quality Control
Rick Dennison.....1995-96	Offensive Assistant
1997-98	Special Teams
George Dickson.....1964-65	Defensive Backs
Dale Dodrill.....1960-63, 1966	Defensive Line
Ed Donatelli.....1995-98	Defensive Backs
Whitely Dovell.....1967-70, 1979-80	Offensive Line
1971	Spec. Teams/Tight Ends
Rod Dowhower.....1980	Offensive Coordinator
1981-82	Off. Coord./Wide Rec.
George Dyer.....1995-98	Defensive Line
Hunter Enis.....1967-71	Offensive Backs
Jim Fassel.....1993	Off. Coord./Quarterbacks
1994	Asst. H.C./Off. Coord.
Jack Faulkner.....1962-64	Head Coach
Frank Filchock.....1960-61	Head Coach
Mo Forte.....1988-92	Running Backs
1993-94	Wide Receivers
Jerry Frei.....1972-75, 1981-82	Offensive Line
Leon Fuller.....1994	Defensive Backs
Chan Gailey.....1985-86	Spec. Teams/Tight Ends
1987	Tight Ends/Receivers
1988	Quarterbacks
1989-90	Off. Coord./Receivers
Bob Gambold.....1972-73	Linebackers
1974-77	Defensive Backs
Alex Gibbs.....1984-87	Offensive Line
1995-98	Asst. H.C./Off. Line
Mike Giddings.....1976	Asst. Offensive Line
Gary Glick.....1962	Defensive Backs
I.J. Gorman.....1983-84	Strength & Conditioning
Ken Gray.....1977-78	Offensive Line
Bob Griffin.....1966	Assistant
John Hadl.....1983	Quarterbacks/Receivers
Bishop Harris.....1993-94	Running Backs
Mike Heimerdinger.....1995-98	Wide Receivers
George Henshaw.....1988-90	Offensive Line
1991	Wide Receivers
1992	Off. Coord./Receivers
Ed Hughes.....1963	Defensive Backs
Charley Johnson.....1976	Quarterbacks
Reed Johnson.....1981	Special Teams
Stan Jones.....1967-71, 1976-68	Defensive Line
Larry Kennan.....1988	Wide Receivers
Gary Kubiak.....1995-98	Off. Coordinator/QBs
Charlie Lee.....1981	Running Backs
Earl Leggett.....1989-90	Defensive Line
John Levra.....1993-94	Offensive Line

Dick MacPherson.....1967-68	Defensive Backs
1969-70	Linebackers
Ray Malavasi.....1964-65	Defensive Line
1966	Head Coach/Off. Line
Pete Mangurian.....1988-90	Tight Ends/Asst. O. Line
1991-92	Offensive Line
Jim Martin.....1962	Offensive Line
Marv Matuszak.....1966	Defensive Backs
Richie McCabe.....1978-82	Defensive Backs
Pat McPherson.....1998	Defensive Assistant
Bus Mertes.....1965-66	Offensive Back
Al Miller.....1985-92	Strength & Conditioning
Red Miller.....1963-65	Offensive Line
1977-80	Head Coach
Myrel Moore.....1972	Off. Line/Special Teams
1973-77, 1983-88	Linebackers
1982	Offensive Line
Nick Nicolau.....1981	Special Assistant
1982-87	Running Backs
Mike Nolan.....1987	Special Teams
1988	Spec. Teams/Def. Asst.
1989-92	Linebackers
Rex Norris.....1994	Defensive Line
Dwain Painter.....1997	Offensive Assistant
Brian Pariani.....1995-98	Tight Ends
Babe Parilli.....1977-79	Quarterbacks
Wade Phillips.....1989-92	Defensive Coordinator
1993-94	Head Coach
Fran Poltfoot.....1977-80	Wide Receivers
1981-84	Tight Ends/Special Teams
Ricky Porter.....1997-98	Offensive Assistant
Dan Radakovich.....1983	Offensive Line
John Ralston.....1972-76	Head Coach
Dan Reeves.....1981-92	Head Coach
Alvin Reynolds.....1993-94	Asst. DBs/Quality Control
1995	Def. Asst./Asst. Def. Backs
Harold Richardson.....1989-90	Special Teams
1991-92	Spec. Teams/Tight Ends
1993-94	Spec. Asst. to H.C./Offense
Paul Roach.....1977-80	Offensive Backs
Greg Robinson.....1995-98	Defensive Coordinator
Sam Rutigliano.....1967-70	Wide Receivers
Lou Saban.....1967-71	Head Coach
Greg Saporta.....1995-98	Asst. Strength & Cond.
Mike Shanahan.....1984	Wide Receivers
1985-87	Offensive Coordinator
1989-90	Quarterbacks
1991	Offensive Coordinator
1995-98	Head Coach
Jerry Smith.....1971	Off. Line/Head Coach
Richard Smith.....1993-94	Spec. Tms./Asst. LBs
1995-96	Special Teams
Rick Smith.....1996-98	Defensive Assistant
Mac Speedie.....1962-64	Offensive Ends
1964-66	Head Coach
Ernie Stautner.....1991-93	Defensive Line
Les Steckel.....1993-94	Tight Ends
John Teerlinck.....1997-98	Pass Rush Specialist
Bobby Turner.....1995-98	Running Backs
Rich Tuten.....1995-98	Strength & Cond.
Doc Ulrich.....1972-75	Defensive Line
1976	Offensive Line
1984	Special Teams
1985	Tight Ends/Asst. Off. Line
Doak Walker.....1966	Special Assignments
Charlie Waters.....1988	Special Teams
1989-92	Defensive Backs
1993-94	Defensive Coordinator
1983-88	Defensive Backs
John-Paul Young.....1993-94	Linebackers
Bob Zeman.....1978-82	Linebackers

ATTENDANCE MARKS

BRONCOS LARGEST CROWDS

AT HOME—MILE HIGH STADIUM

76,105	vs. New England (Playoffs)	Jan. 4, 1987
76,089	vs. Seattle	Oct. 26, 1986
76,082	vs. Dallas	Oct. 5, 1986
76,005	vs. Cleveland (Playoffs)	Jan. 14, 1990
75,999	vs. Seattle	Sept. 13, 1987
75,993	vs. Cleveland (Playoffs)	Jan. 17, 1988
75,986	vs. Seattle	Sept. 4, 1988
75,968	vs. Houston (Playoffs)	Jan. 10, 1988
75,964	vs. Los Angeles Raiders	Sept. 26, 1988
75,905	vs. Washington	Dec. 13, 1986
75,896	vs. Los Angeles Raiders	Nov. 19, 1991
75,868	vs. Pittsburgh (Playoffs)	Jan. 7, 1990
75,866	vs. Kansas City	Oct. 20, 1991
75,822	vs. Kansas City	Dec. 12, 1993
75,821	vs. New England	Oct. 6, 1997
75,804	vs. New England	Sept. 28, 1986
75,806	vs. Cleveland	Nov. 13, 1988

ON THE ROAD

101,063	at Pasadena (Super Bowl XXI)	Jan. 25, 1987
91,020	at Los Angeles Raiders	Oct. 28, 1984
90,153	at Los Angeles Raiders	Nov. 2, 1986
87,560	at Los Angeles Raiders	Dec. 3, 1989
81,065	at Cleveland	Oct. 5, 1980
80,272	at Buffalo (Playoffs)	Jan. 12, 1992
79,915	at Cleveland (Playoffs)	Jan. 11, 1987
79,864	at Buffalo	Oct. 5, 1975
79,439	at Kansas City	Sept. 22, 1996
78,637	at Cleveland	Oct. 1, 1989
78,458	at Buffalo	Oct. 26, 1997
78,453	at Kansas City	Sept. 20, 1993
78,176	at Buffalo	Sept. 18, 1989
78,100	at Kansas City	Nov. 16, 1998
78,084	at Cleveland	Sept. 27, 1992
77,963	at Kansas City	Nov. 16, 1997
77,818	at Cleveland	Nov. 7, 1993
77,757	at Buffalo	Oct. 25, 1981

REGULAR SEASON ATTENDANCE BY SEASON

Year	Home	Road	Total	Year	Home	Road	Total
1960	91,333	115,994	207,327	1980	593,084	473,680	1,066,764
1961	74,508	122,315	196,823	1981	598,224	475,360	1,073,584
1962	178,485	146,442	324,927	1982	369,555	183,046	552,601
1963	132,218	165,995	298,213	1983	592,493	385,022	977,515
1964	118,259	166,744	285,003	1984	585,233	450,442	1,035,675
1965	219,786	215,992	435,778	1985	589,500	452,847	1,042,347
1966	192,198	203,799	395,997	1986	589,037	526,550	1,115,587
1967	231,801	247,696	479,497	1987	498,715	370,586	869,301
1968	281,374	278,008	559,382	1988	597,680	487,571	1,085,251
1969	326,851	276,755	603,606	1989	588,144	542,541	1,130,685
1970	355,739	330,184	685,923	1990	560,703	509,425	1,070,128
1971	358,400	377,642	736,042	1991	584,214	466,818	1,051,032
1972	361,414	412,073	773,487	1992	597,704	503,447	1,101,151
1973	356,327	351,334	707,661	1993	590,808	521,349	1,112,157
1974	347,322	354,367	701,689	1994	574,180	524,941	1,099,121
1975	342,375	347,944	690,319	1995	583,510	455,634	1,039,144
1976	436,468	349,126	785,594	1996	589,296	462,194	1,051,490
1977	524,595	370,917	895,512	1997	590,189	499,942	1,090,131
1978	598,085	470,756	1,068,841	1998	597,462	546,021	1,143,483
1979	597,521	427,040	1,024,561	Total	16,949,790	14,568,539	31,518,329

*Broncos records

BRONCOS SEASON TICKET SALES

1960.....2,675	1970.....43,580	*1980.....73,298	*1990.....73,966
1961.....5,775	*1971.....47,500	*1981.....73,380	*1991.....73,682
1962.....5,042	*1972.....48,000	*1982.....73,380	*1992.....73,592
1963.....7,624	*1973.....48,000	*1983.....73,377	*1993.....73,182
1964.....8,002	*1974.....49,000	*1984.....73,347	*1994.....73,072
1965.....22,905	*1975.....49,000	*1985.....73,309	*1995.....73,222
1966.....18,898	*1976.....62,215	*1986.....73,348	*1996.....73,180
1967.....24,650	*1977.....73,089	*1987.....74,147	*1997.....73,275
1968.....27,348	*1978.....73,092	*1988.....74,147	*1998.....73,972
1969.....31,936	*1979.....73,313	*1989.....73,952	*1999.....73,997

*Season tickets sold out. Every Bronco game at Mile High Stadium has been a sell-out since the beginning of the 1970 season, with the exception of two replacement games played during the 1987 strike (both games were sold out before the strike). The Broncos have sold out 219 consecutive non-strike regular season games, and with postseason games the total reaches 232.

BRONCOS STATISTICAL HISTORY

TEAM OFFENSE YEAR-BY-YEAR

	Total Plays	First Downs	Rush Yards	League Rank	Pass Yards	League Rank	Total Yards	League Rank	Total Points
1960	958	248	1,195.....8th		3,247.....3rd		4,442.....6th		309
1961	934	219	1,091.....8th		2,720.....3rd		3,811.....7th		251
1962	885	270	1,298.....7th		3,404.....1st		4,702.....4th		353
1963	832	230	1,508.....6th		2,487.....8th		3,995.....7th		301
1964	905	211	1,311.....8th		2,021.....8th		3,332.....8th		240
1965	959	255	1,829.....2nd		2,640.....3rd		4,469.....2nd		303
1966	816	171	1,173.....8th		1,995.....9th		3,168.....9th		196
1967	852	172	1,265.....9th		1,682.....8th		2,947.....9th		256
1968	897	217	1,614.....7th		2,357.....6th		3,971.....7th		255
1969	841	243	1,637.....6th		2,524.....5th		4,161.....6th		297
1970	883	217	1,802.....9th		2,025.....19th		3,827.....16th		253
1971	891	217	2,093.....10th		2,065.....17th		4,158.....11th		203
1972	831	237	1,838.....18th		2,634.....8th		4,472.....5th		325
1973	893	253	1,954.....14th		2,519.....3rd		4,473.....6th		354
1974	861	258	2,157.....5th		2,328.....9th		4,485.....5th		302
1975	964	268	1,993.....13th		2,541.....7th		4,534.....10th		254
1976	901	239	1,932.....19th		2,204.....12th		4,136.....16th		315
1977	887	223	2,043.....11th		1,863.....15th		3,906.....17th		274
1978	1,039	294	2,451.....8th		2,378.....17th		4,829.....14th		282
1979	1,044	306	2,040.....18th		3,102.....13th		5,142.....12th		289
1980	992	286	1,865.....20th		2,777.....18th		4,642.....25th		310
1981	1,062	306	1,895.....21st		3,531.....8th		5,426.....14th		321
1982	592	170	1,018.....17th		1,819.....15th		2,837.....15th		148
1983	1,025	292	1,784.....23rd		3,027.....20th		4,811.....26th		302
1984	1,018	298	2,076.....10th		2,859.....24th		4,935.....22nd		353
1985	1,152	339	1,851.....16th		3,645.....6th		5,496.....10th		380
1986	1,042	319	1,678.....20th		3,538.....10th		5,216.....15th		378
1987	1,070	331	1,970.....12th		3,654.....3rd		5,624.....2nd		379
1988	1,077	338	1,815.....19th		3,691.....6th		5,506.....8th		327
1989	1,071	308	2,092.....6th		3,001.....23rd		5,093.....15th		362
1990	1,035	323	1,872.....14th		3,341.....7th		5,213.....8th		331
1991	1,012	284	2,018.....8th		2,994.....17th		5,012.....12th		304
1992	928	234	1,500.....25th		2,930.....19th		4,430.....21st		262
1993	1,060	327	1,693.....18th		3,768.....4th		5,461.....5th		373
1994	1,112	346	1,470.....23rd		4,017.....4th		5,487.....6th		347
1995	1,060	344	1,995.....5th		4,045.....7th		6,040.....3rd		388
1996	1,092	336	2,362.....1st		3,429.....13th		5,791.....1st		391
1997	1,068	340	2,378.....4th		3,494.....9th		5,872.....1st		472
1998	1,041	347	2,468.....2nd		3,624.....7th		6,092.....3rd		501

League rankings for 1960-69 reflect American Football League ranking.
The AFL had eight teams from 1960-65, nine teams from 1966-67 and 10 teams from 1968-69.
The NFL had 26 teams from 1970-75, 28 teams from 1976-94 and 30 teams from 1995-97.

TEAM DEFENSE YEAR-BY-YEAR

	Total Plays	First Downs	Rush Yards	League Rank	Pass Yards	League Rank	Total Yards	League Rank	Total Points
1960	927	254	2,145.....8th		2,987.....5th		5,132.....8th		393
1961	899	233	1,633.....5th		2,785.....5th		4,418.....6th		432
1962	862	234	1,868.....5th		2,670.....4th		4,538.....6th		332
1963	828	254	1,687.....5th		3,394.....8th		5,081.....6th		473
1964	902	270	2,064.....8th		2,906.....3rd		4,970.....7th		438
1965	850	244	1,337.....3rd		2,960.....7th		4,297.....7th		392
1966	871	251	2,029.....8th		2,515.....3rd		4,544.....3rd		381
1967	921	276	2,076.....8th		3,125.....8th		5,201.....9th		409
1968	916	251	1,861.....7th		3,163.....10th		5,024.....10th		404
1969	918	278	1,709.....7th		2,932.....10th		4,641.....8th		344
1970	838	199	1,351.....3rd		2,354.....18th		3,705.....7th		264
1971	825	206	1,834.....14th		1,985.....5th		3,819.....10th		275
1972	876	251	1,668.....4th		2,183.....16th		3,851.....9th		350
1973	872	239	1,795.....6th		2,440.....24th		4,235.....19th		296
1974	945	265	1,808.....13th		2,583.....24th		4,391.....21st		294
1975	901	247	1,974.....13th		2,032.....7th		4,006.....9th		307
1976	903	222	1,709.....3rd		2,026.....12th		3,735.....8th		206
1977	941	217	1,530.....1st		2,244.....25th		3,774.....9th		148
1978	1,016	251	1,979.....6th		2,469.....8th		4,448.....6th		198
1979	1,033	273	1,693.....1st		3,159.....23rd		4,852.....10th		262
1980	1,043	303	2,117.....20th		3,125.....15th		5,242.....15th		323
1981	999	268	1,992.....13th		2,868.....5th		4,860.....6th		289
1982*	616	176	935.....7th		2,234.....26th		3,169.....24th		226
1983	1,099	321	1,938.....10th		3,673.....23rd		5,611.....21st		327
1984	1,123	308	1,664.....5th		4,023.....27th		5,687.....25th		241
1985	1,069	290	1,973.....14th		3,206.....14th		5,179.....13th		329
1986	1,026	291	1,651.....5th		3,296.....16th		4,947.....9th		327
1987	941	277	2,017.....20th		2,796.....5th		4,813.....9th		288
1988	1,055	316	2,538.....27th		2,933.....7th		5,471.....22nd		352
1989	977	246	1,580.....6th		2,827.....3rd		4,407.....3rd		226
1990	969	306	1,963.....17th		3,382.....21st		5,345.....20th		374
1991	939	242	1,794.....19th		2,755.....3rd		4,549.....5th		235
1992	1,001	283	1,963.....23rd		3,120.....14th		5,083.....22nd		329
1993	1,005	280	1,418.....4th		3,731.....27th		5,149.....19th		284
1994	1,023	303	1,752.....16th		4,155.....28th		5,907.....28th		396
1995	1,010	322	1,895.....23rd		3,298.....9th		5,193.....15th		345
1996	951	261	1,331.....1st		3,139.....10th		4,470.....4th		275
1997	951	258	1,803.....16th		2,868.....5th		4,671.....5th		287
1998	999	283	1,287.....3rd		3,648.....26th		4,935.....11th		309

*players strike; nine-game season

League rankings for 1960-69 reflect American Football League ranking.
The AFL had eight teams from 1960-65, nine teams from 1966-67 and 10 teams from 1968-69.
The NFL had 26 teams from 1970-75, 28 teams from 1976-94 and 30 teams from 1995-97.

INDIVIDUAL YEAR-BY-YEAR LEADERS

Rushing

Yards	Attempts	Average	Touchdowns
1960	Rolle—501	Rolle—3.9	Mingo—4
1961	Stone—505	Stone—4.0	Bukaty—5
1962	Stone—360	Stone—3.8	Mingo—4
1963	Joe—649	Joe—4.2	Joe—4
1964	Mitchell—590	Joe—3.7	Mitchell—5
1965	Gilchrist—954	Hayes—4.1	Gilchrist—6
1966	Hayes—411	Hayes—3.9	Haynes/Chobian—2
1967	Little—381	Mitchell—3.8	Hickey/Hayes—4
1968	Little—584	Little—1.58	Lynch—4
1969	Little—729	Little—1.46	Little—6
1970	Little—901	Little—2.09	Crenshaw—5
1971	Little—1,133	Little—2.84	Little—6
1972	Little—859	Little—2.16	Little—9
1973	Little—979	Little—2.56	Little—12
1974	Armstrong—1,407	Armstrong—263	Keyworth—10
1975	Keyworth—725	Keyworth—182	Keyworth/Lynch—3
1976	Armstrong—1,008	Armstrong—247	Armstrong—5
1977	Armstrong—489	Armstrong—130	Armstrong—4
1978	Perrin—455	Armstrong/Keyworth—112	Perrin—4
1979	Armstrong—453	Armstrong—108	Lyle—4
1980	Jensen—476	Preston—111	Armstrong/Preston—4
1981	Parros—749	Parros—77	Lyle—4
1982	Willhite—347	Parros—77	Willhite—2
1983	Winder—757	Winder—196	Pole—4
1984	Winder—1,153	Winder—296	Winder—4
1985	Winder—714	Winder—199	Winder—8
1986	Winder—789	Winder—240	Winder—9
1987	Winder—741	Winder—196	Winder—6
1988	Dorsett—703	Dorsett—181	Dorsett—5
1989	Humphrey—1,151	Humphrey—294	Humphrey—7
1990	Humphrey—1,202	Humphrey—288	Humphrey—7
1991	Green—1,037	Green—261	Elway—6
1992	Green—648	Green—161	Lewis—4
1993	Bernstine—816	Bernstine—223	Delapino—8
1994	L. Russell—690	L. Russell—190	L. Russell—9
1995	Davis—1,117	Davis—237	Davis—7
1996	Davis—1,538	Davis—345	Davis—13
1997	Davis—1,750	Davis—369	Davis—15
1998	Davis—2,008	Davis—392	Davis—21

Passing

Yards	Attempts	Completions
1960	Tripucka—3,038	Tripucka—248
1961	Tripucka—1,690	Tripucka—167
1962	Tripucka—2,917	Tripucka—240
1963	Slaughter—1,689	Slaughter—112
1964	Lee—1,611	Lee—133
1965	McCormick—1,292	McCormick—103
1966	Chobolan—1,110	Chobolan—82
1967	Tensi—1,915	Tensi—131
1968	Briscoe—1,589	Briscoe—93
1969	Tensi—1,990	Tensi—131
1970	Liske—1,340	Liske—112
1971	Ramsey—1,120	Horn—89
1972	Johnson—1,783	Johnson—132
1973	Johnson—2,465	Johnson—184
1974	Johnson—1,969	Johnson—136
1975	Ramsey—1,562	Ramsey—128
1976	Ramsey—1,931	Ramsey—128
1977	Morton—1,929	Morton—131
1978	Morton—1,802	Morton—146
1979	Morton—2,626	Morton—204
1980	Morton—2,150	Morton—183
1981	Morton—3,195	Morton—225
1982	DeBerg—1,405	DeBerg—131
1983	Elway—1,663	Elway—123
1984	Elway—2,596	Elway—214
1985	Elway—3,891	Elway—327
1986	Elway—3,485	Elway—280
1987	Elway—3,198	Elway—224
1988	Elway—3,309	Elway—274
1989	Elway—3,051	Elway—223
1990	Elway—3,526	Elway—294
1991	Elway—3,253	Elway—242
1992	Elway—2,242	Elway—174
1993	Elway—4,030	Elway—348
1994	Elway—3,490	Elway—307
1995	Elway—3,970	Elway—316
1996	Elway—3,328	Elway—287
1997	Elway—3,635	Elway—280
1998	Elway—2,806	Elway—210

Passing, cont.

Completion Pct.	Touchdowns	Interceptions
1960	Tripucka—519	Tripucka—24
1961	Tripucka—486	Tripucka—10
1962	Tripucka—545	Tripucka—17
1963	Slaughter—502	Slaughter—12
1964	Slaughter—513	Lee—11
1965	Slaughter—510	McCormick—7
1966	Chobolan—503	McCormick—6
1967	Tensi—403	Tensi—16
1968	Briscoe—415	Briscoe—14
1969	Tensi—458	Tensi—14
1970	Liske—471	Liske—7
1971	Horn—514	Ramsey—5
1972	Johnson—555	Johnson—14
1973	Johnson—532	Johnson—20
1974	Johnson—557	Johnson—13
1975	Ramsey—549	Ramsey—9
1976	Ramsey—474	Ramsey—11
1977	Morton—516	Morton—14
1978	Weese—632	Morton—11
1979	Morton—551	Morton—16
1980	Morton—608	Morton—12
1981	Morton—598	Morton—21
1982	DeBerg—587	DeBerg—7
1983	DeBerg—553	DeBerg—9
1984	Kubiak—587	Elway—18
1985	Elway—540	Elway—22
1986	Kubiak—605	Elway—19
1987	Karcher—549	Elway—17
1988	Kubiak—623	Elway—18
1989	Kubiak—582	Elway—15
1990	Elway—586	Elway—13
1991	Elway—537	Elway—10
1992	Elway—551	Elway—25
1993	Elway—632	Elway—16
1994	Elway—621	Elway—26
1995	Elway—583	Elway—26
1996	Elway—616	Elway—27
1997	Elway—558	Elway—22
1998	Elway—590	

Receiving

Receptions	Yards	Average	Touchdowns
1960	Taylor—92	Carmichael—19.3	Taylor—12
1961	Taylor—100	Frazier—17.0	Frazier—6
1962	Taylor—77	Scarpitto—19.0	Scarpitto—6
1963	Taylor—78	Scarpitto—22.0	Taylor—10
1964	Taylor—76	Dixon—15.4	Taylor—7
1965	Taylor—85	Scarpitto—18.3	Taylor—6
1966	Haynes—46	Denson—20.1	Scarpitto—4
1967	Crabtree/Denson—46	Denson—19.5	Denson—11
1968	Crabtree—35	Denson—17.2	Crabtree/Denson—5
1969	Denson—53	Embree—16.2	Denson—10
1970	Denson—47	Whalen—14.0	Whalen—3
1971	Anderson—37	Simmons—16.1	Harrison—2
1972	Sherman—38	Sherman—17.4	Moses—5
1973	Odoms—43	Moses—18.5	Moses—8
1974	Odoms—42	Moses—16.4	Odoms—6
1975	Keyworth—42	Moses—17.4	Dolbin/Odoms—3
1976	Armstrong—39	Moses—19.9	Moses—7
1977	Odoms—37	Moses—20.0	Moses—4
1978	Odoms—54	Moses—20.1	Odoms—6
1979	Upchurch—64	Moses—17.5	Upchurch—7
1980	Jensen—49	Moses—17.7	Odoms—6
1981	Watson—60	Watson—20.7	Watson—13
1982	Parros—37	Upchurch—15.7	Upchurch—3
1983	Watson—59	Watson—19.2	Watson—5
1984	Watson—69	Watson—17.0	Watson—7
1985	Watson—61	Watson—915	Watson—5
1986	Willhite—64	Jackson—19.4	Winder—5
1987	V. Johnson—42	V. Johnson—684	Nattiel—20.3
1988	V. Johnson—68	V. Johnson—896	Jackson—18.5
1989	V. Johnson—76	V. Johnson—1,095	Young—18.3
1990	Jackson—57	Jackson—926	Nattiel—16.5
1991	Young—44	Young—629	Jackson—18.3
1992	Sharpe—53	Jackson—745	Marshall—19.0
1993	Sharpe—81	Sharpe—995	Russell—16.3
1994	Sharpe—87	Miller—1,107	Miller—5
1995	Sharpe—63	Miller—1,079	Miller—14
1996	Sharpe—80	R. Smith—1,062	Sharpe—10
1997	Sharpe—72	R. Smith—1,180	R. Smith—12
1998	R. Smith—86	R. Smith—1,222	McCaffrey/Sharpe—10

Interceptions

No.	Return Yards
1960	Gonsoulin—11
1961	Nugent—7
1962	Gonsoulin—7
1963	Gonsoulin—6
1964	Brown—9
1965	Gonsoulin—6
1966	Brown/Sellers—3
1967	Sellers—7
1968	Jaquess—5
1969	Thompson—3
1970	Martha—6
1971	Thompson—5
1972	Mitchell—3
1973	Jones—4
1974	Jones/Thompson—5
1975	Gradishar—3
1976	Jackson—7
1977	Thompson—5
1978	B. Jackson/Foley—6
1979	Foley—6
1980	Foley—4
1981	Foley—5
1982	Kyle—3
1983	Wright—6
1984	Foley/Harden—6
1985	Harden/L. Wright—5
1986	Harden—6
1987	Harden—4
1988	Harden—4
1989	Braxton—6
1990	Atwater/Henderson/Montgomery—2
1991	Atwater/Smith—5
1992	Henderson/Smith—4
1993	Smith/Braxton—3
1994	Crockett/Hilliard/R. Jones—2
1995	Atwater—3
1996	Braxton—9
1997	Braxton/Crockett/Gordon—4
1998	Gordon—4

Punt Returns

No.	Yards	Average
1960	Carmichael—15	Carmichael—6.7
1961	Frazier—18	Frazier—12.8
1962	Mingo—7	Zeman—11.8
1963	Mitchell—12	Mingo—12.1
1964	Barry—16	Mitchell—12.0
1965	Barry—21	Barry—10.0
1966	Haynes—10	Haynes—11.9
1967	Little—16	Little—16.9
1968	Little—24	Little—10.9
1969	Thompson—25	Thompson—11.5
1970	Thompson—23	Thompson—10.1
1971	Thompson—29	Thompson—9.4
1972	Sherman—10	Sherman—8.9
1973	Thompson—30	Thompson—13.2
1974	Thompson—26	Thompson—13.5
1975	Upchurch—27	Thompson—12.2
1976	Upchurch—39	Upchurch—13.7
1977	Upchurch—51	Upchurch—12.8
1978	Upchurch—36	Upchurch—13.7
1979	Upchurch—30	Upchurch—10.1
1980	Upchurch—37	Upchurch—9.5
1981	Manning—41	Manning—9.2
1982	Upchurch—15	Upchurch—16.1
1983	Thomas—33	Thomas—11.2
1984	Willhite/Thomas—20	Willhite—10.0
1985	V. Johnson—30	Willhite—10.4
1986	Willhite—42	Willhite—11.1
1987	Clark—18	Swanson—14.7
1988	Nattiel—22	Nattiel—9.9
1989	Bell—21	V. Johnson—9.8
1990	Clark—21	V. Johnson—8.4
1991	V. Johnson—24	V. Johnson—7.3
1992	Marshall—33	Marshall—10.6
1993	Milburn—40	Milburn—9.2
1994	Milburn—41	Milburn—11.4
1995	Milburn—31	Milburn—12.3
1996	Kinchen—26	R. Smith—13.6
1997	Gordon—40	Gordon—11.1
1998	Gordon—34	Gordon—11.1

Kickoff Returns

No.	Yards	Average
1960	Carmichael—22	Carmichael—26.4
1961	Frazier—18	Frazier—28.0
1962	Frazier—19	Frazier—20.4
1963	Mitchell—37	Mitchell—25.7
1964	Barry—1,245	Barry—26.5
1965	Haynes—34	Haynes—26.5
1966	Sellers—19	Sellers—28.4
1967	Little—35	Little—26.9
1968	Little—26	Little—25.0
1969	Williams—23	Thompson—28.5
1970	Anderson—21	Anderson—24.8
1971	Anderson—8	Little—28.3
1972	Montgomery—29	Montgomery—26.1
1973	Armstrong—20	Armstrong—23.6
1974	Armstrong—16	Armstrong—24.1
1975	Upchurch—40	Upchurch—27.1
1976	Upchurch—22	Perrin—27.9
1977	Upchurch—20	Upchurch—22.8
1978	Perrin—12	Upchurch—27.8
1979	Pane—18	Pane—19.7
1980	Brunson—40	Brunson—23.1
1981	Manning—26	Manning—19.8
1982	Willhite—17	Manning—23.1
1983	Thomas—24	Thomas—20.5
1984	Lang—19	Lang—21.3
1985	V. Johnson—30	V. Johnson—24.7
1986	Bell—23	Bell—23.1
1987	Bell—15	Swanson—26.0
1988	Bell—36	Bell—21.2
1989	Bell—30	Bell—20.1
1990	Clark—20	Clark—25.3
1991	Montgomery—26	Montgomery—18.8
1992	Montgomery—21	Montgomery—22.2
1993	Russell—18	Russell—20.8
1994	Milburn—37	By no'e—22.7
1995	Milburn—47	Milburn—27.0
1996	Hebron—45	Hebron—24.4
1997	Hebron—43	Hebron—23.5
1998	Hebron—46	Hebron—26.4

Scoring

Touchdowns	Field Goals	Points
Taylor—12	Mingo 18-28, 643	Mingo—123
Frazier/Stone—8	Hill 5-15, 333	Frazier—50
Scarpitto—6	Mingo 27-39, 692	Mingo—137
Taylor—10	Mingo 16-30, 533	Mingo—83
Taylor—7	Mingo 8-12, 667	Taylor—42
Hayes/Gilchrist—7	Kroner 13-29, 448	Kroner—71
Scarpitto—5	Kroner 14-25, 560	Kroner—62
Denson—11	Humphreys 7-15, 467	Denson—66
Cabtree/Little/Denson—5	Howfield 9-18, 500	Howfield—57
Denson—10	Howfield 13-29, 448	Howfield—75
Crenshaw—6	Howfield 18-32, 563	Howfield—81
Little—6	Turner 25-38, 658	Turner—93
Little—13	Turner 20-29, 690	Turner—97
Little—13	Turner 22-33, 667	Turner—106
Armstrong—12	Turner 11-21, 524	Armstrong—72
*5 players—4	Turner 21-29, 724	Turner—86
Moses—7	Turner 15-21, 714	Turner—81
**5 players—4	Turner 13-19, 684	Turner—76
Odoms—6	Turner 11-22, 500	Turner—64
Upchurch—7	Turner 13-21, 619	Turner—71
Odoms—6	Steinfert 26-34, 765	Steinfert—110
Watson—13	Steinfert 17-30, 567	Steinfert—87
Upchurch—5	Karlis 11-13, 846	Karlis—48
Watson—5	Karlis 21-25, 840	Karlis—96
Watson—7	Karlis 21-28, 750	Karlis—101
Winder—8	Karlis 23-38, 605	Karlis—110
Winder—14	Karlis 20-28, 715	Karlis—104
V. Johnson/Winder—7	Karlis 18-25, 720	Karlis—91
Jackson/Sewell—6	Karlis 23-36, 639	Karlis—105
Humphrey—8	Treadwell—27-33, 818	Treadwell—120
Humphrey—7	Treadwell—25-34, 735	Treadwell—109
Elway—6	Treadwell—27-36, 750	Treadwell—112
Jackson—8	Treadwell—20-24, 833	Treadwell—88
Sharpe—9	Elam—26-35, 743	Elam—119
L. Russell—9	Elam—30-37, 841	Elam—119
Miller—14	Elam—31-38, 816	Elam—132
Davis—15	Elam—21-28, 750	Elam—109
Davis—15	Elam—26-36, 722	Elam—124
Davis—23	Elam—23-27, 852	Davis—138

*Keyworth, Dolbin, Little, Lynch, Odams.

**Armstrong, Moses, Morton, Perrin, Upchurch.

Defense

Quarterback Sacks

1968	R. Jackson—10.5
1969	R. Jackson—12.5
1970	P. Smith—11.5
1971	P. Smith—12
1972	Alzado—10.5
1973	P. Smith—11
1974	Alzado—13
1975	Alzado—7
1976	Chavous—8
1977	Alzado—8
1978	Alzado—9
1979	Manor—6.5
1980	R. Jones—11.5
1981	R. Jones—9.5
1982	Chavous—5
1983	T. Jackson—5.5
1984	R. Jones—11
1985	Mecklenburg—13
1986	R. Jones—13.5
1987	R. Jones—7
1988	Fletcher—9
1989	Fletcher—12
1990	Fletcher—11
1991	Fletcher—13.5
1992	Fletcher—16
1993	Fletcher—13.5
1994	Fletcher—7
1995	Perry—6
1996	A. Williams—13
1997	Tanuvasa/A. Williams—8.5
1998	Pryce/Tanuvasa—8.5

Total Tackles

1968	R. Jackson—91
1969	R. Jackson—69*
1970	R. Jackson—84*
1971	Forsberg—98
1972	Alzado/Graham—91
1973	P. Smith—106
1974	T. Jackson—116
1975	Gradishar—177
1976	Gradishar—198
1977	Gradishar—219
1978	Gradishar—286
1979	Gradishar—235
1980	Gradishar—250
1981	Gradishar—258
1982	Gradishar—151
1983	Gradishar—224
1984	Busick—195
1985	Harden—82
1986	Hunley—164
1987	Ryan—125
1988	Kragen—140
1989	Mecklenburg—143
1990	Brooks—175
1991	Brooks—153
1992	Brooks—170
1993	Atwater—141
1994	Alexander—172
1995	Atwater—148
1996	Romanowski—128
1997	Mobley—162
1998	Mobley—132

BRONCOS ALL-TIME SERVICE RECORDS (REGULAR SEASON)

Most Seasons with Denver

16	John Elway, 1983-98
14	Tom Jackson, 1973-86
14	Dennis Smith, 1981-94
13	Barney Chavous, 1973-85
13	Paul Howard, 1973-75, 1977-86
13	Ken Lanier, 1981-92, 1994
13	Bill Thompson, 1969-81
12	Billy Bryan, 1977-88
12	Rubin Carter, 1975-86
12	Riley Odoms, 1972-83
12	Louis Wright, 1975-86
12	Karl Mecklenburg, 1983-94

Most Games Played with Denver

234	John Elway, 1983-98
191	Tom Jackson, 1973-86
187	Paul Howard, 1973-75, 1977-86
184	Dennis Smith, 1981-94
182	Barney Chavous, 1973-85
179	Bill Thompson, 1968-81
173	Ken Lanier, 1981-92, 1994
172	Simon Fletcher, 1985-95
170	Karl Mecklenburg, 1983-94
166	Rubin Carter, 1975-86
166	Louis Wright, 1975-86

Most Games Started with Denver

231	John Elway, 1983-98
178	Bill Thompson, 1968-81
177	Tom Jackson, 1973-86
177	Barney Chavous, 1973-85
170	Dennis Smith, 1981-94
165	Ken Lanier, 1981-92, 1994
163	Louis Wright, 1975-86
155	Steve Atwater, 1989-98
151	Billy Bryan, 1977-88
151	Rubin Carter, 1975-86

Most Consecutive Games Played

172	Simon Fletcher (1st in '85 through 16th in '95)
166	Ken Lanier (13th in '81 through 16th in '92)
156	Bill Thompson (1st in '71 through 16th in '81)

Most Consecutive Games Started

156	Bill Thompson (1st in '71 through 16th in '81)
140	Simon Fletcher (1st in '87 through 16th in '95)
131	Ken Lanier (9th in '84 through 16th in '92)

BRONCOS ALL-TIME RECORDS

INDIVIDUAL RECORDS — OFFENSE

TOTAL OFFENSE

Most TOTAL PLAYS

Career	
8,662	John Elway, 1983-98
1,693	Craig Morton, 1977-82
1,650	Floyd Little, 1967-75
1,496	Sammy Winder, 1982-90
1,495	Terrell Davis, 1995-98
1,283	Frank Tripucka, 1960-63
1,023	Otis Armstrong, 1973-80
994	Charley Johnson, 1972-75
952	Steve Ramsey, 1971-76
856	Steve Tensi, 1967-70

Season

656	John Elway, 1985
605	John Elway, 1995
595	John Elway, 1993
586	John Elway, 1997
556	John Elway, 1986
552	John Elway, 1994
552	John Elway, 1990
550	John Elway, 1988
542	John Elway, 1996
515	Frank Tripucka, 1960

Game

64	Elway, at Green Bay, 10/10/93
56	Slaughter, at Houston, 12/20/64
56	Tripucka, at Buffalo, 9/15/62
55	Elway, at N.Y. Giants, 11/23/86

Most YARDS TOTAL OFFENSE

(COMBINED RUSHING AND PASSING YARDS)

Career	
54,882	John Elway, 1983-98 (3,407/51,475)
12,155	Craig Morton, 1977-82 (260/11,895)
7,651	Frank Tripucka, 1960-63 (-25/7,676)
7,255	Charley Johnson, 1972-75 (14/7,238)
6,437	Steve Ramsey, 1971-76 (-108/6,545)
6,413	Terrell Davis, 1995-98 (6,413/0)
6,366	Floyd Little, 1967-75 (6,323/43)
5,428	Sammy Winder, 1982-90 (5,428/0)
4,453	Otis Armstrong, 1973-80 (4,453/0)
2,685	Jon Keyworth, 1974-80 (2,653/32)

Season

4,183	John Elway, 1993
4,146	John Elway, 1995
4,144	John Elway, 1985
3,853	John Elway, 1997
3,784	John Elway, 1990
3,742	John Elway, 1986
3,725	John Elway, 1994
3,577	John Elway, 1996
3,543	John Elway, 1988
3,511	John Elway, 1991

Game

447	Tripucka, at Buffalo, 9/15/62
445	C. Johnson, vs. Kansas City, 11/24/74
432	Elway, at Seattle, 12/20/85
405	Elway, vs. Kansas City, 12/6/98
399	Elway, vs. Atlanta, 11/20/94

394	Elway, at Green Bay, 10/10/93
387	Elway, at San Diego, 11/29/87
387	Elway, at N.Y. Giants, 11/23/86
382	Elway, at Los Angeles, 1/2/94
376	Elway, vs. Chicago, 11/16/87
376	Tripucka, vs. San Diego, 9/17/62

Most TOTAL YARDS FROM SCRIMMAGE
(RUSHING AND RECEIVING)

Career	
8,741	Floyd Little, 1967-75 (6,323/2,418)
7,451	Terrell Davis, 1995-98 (6,413/1,038)
6,824	Lionel Taylor, 1960-66 (12/6,812)
6,768	Shannon Sharpe, 1990-98 (9/6,759)
6,730	Sammy Winder, 1982-90 (5,428/1,302)
6,131	Steve Watson, 1979-87 (19/6,112)
Season	
2,225	Terrell Davis, 1998 (2,008/217)
2,037	Terrell Davis, 1997 (1,750/287)
1,848	Terrell Davis, 1996 (1,538/310)
1,812	Otis Armstrong, 1974 (1,407/405)
1,484	Terrell Davis, 1995 (1,117/367)

Game

236	Davis, at Buffalo, 10/26/97 (207/29)
228	Davis, vs. Cincinnati, 9/21/97 (215/13)
214	Davis, at San Diego, 11/30/97 (178/36)
213	Davis, vs. Baltimore, 10/20/96 (194/19)
212	Davis, vs. Jacksonville, 10/25/98 (136/76)

Most TOTAL YARDS FROM SCRIMMAGE
BY A ROOKIE (RUSHING AND RECEIVING)

Season	
1,484	Terrell Davis, 1995 (1,117/367)
1,307	Bobby Humphrey, 1989 (1,151/156)
1,229	Lionel Taylor, 1960 (-6/1,235)

Game

199	Taylor, vs. Buffalo, 11/27/60 (0/199)
196	Davis, vs. San Diego, 11/19/95 (176/20)
173	Frazier, vs. Oakland, 10/15/61 (27/146)

Most COMBINED YARDAGE
(RUSHING/RECEIVING/RETURNS)

Career	
12,157	Floyd Little, 1967-75 (6,323/2,418/3,416)
10,081	Rick Upchurch, 1975-83 (349/4,369/5,363)
7,451	Terrell Davis, 1995-98 (6,413/1,38/0)
7,329	V. Johnson, 1985-93, '95 (44/5,695/1,590)
6,824	Lionel Taylor, 1960-66 (12/6,812/0)
6,768	Shannon Sharpe, 1990-98 (9/6,759/0)

Season

2,225	Terrell Davis, 1998 (2,008/217/0)
2,080	Glyn Milburn, 1995 (266/191/1,623)
2,037	Terrell Davis, 1997 (1,750/287/0)

Game

*404	Milburn, vs. Seattle, 12/10/95 (131/45/228)
284	Upchurch, vs. K. City, 9/21/75 (13/153/118)
236	Davis, at Buffalo, 10/26/97 (207/29/0)

* - NFL Record

INDIVIDUAL RECORDS — OFFENSE

**MOST COMBINED YARDAGE BY A ROOKIE
(RUSHING/RECEIVING/RETURNS)**

Season	
1,929	Upchurch, 1975 (97/436/1,396)
1,484	Davis, 1995 (1,117/367/0)
1,430	Barry, 1964 (7/311/392)
Game	
284	Upchurch, vs. K. City, 9/21/75 (13/153/118)
225	Upchurch, vs. Cleveland, 10/19/75 (7/21/197)
196	Davis, vs. San Diego, 11/19/95 (176/20/0)

BEST AVERAGE GAIN PER PLAY**Career (min. 200 plays)**

7.30	Craig Morton, 1977-82
7.30	Charley Johnson, 1972-75
7.16	Marlin Briscoe, 1968
7.03	Norris Weese, 1976-79
6.88	Steve Ramsey, 1971-76
6.34	John Elway, 1983-98
6.34	Jacky Lee, 1964-65
6.15	Pete Liske, 1969-70
6.12	Steve Tensi, 1967-70
5.89	Mickey Slaughter, 1963-66

Season (min. 125 plays)

8.37	Craig Morton, 1981
7.93	Charley Johnson, 1974
7.53	Don Breaux, 1963
7.49	Charley Johnson, 1972
7.45	Steve Ramsey, 1976
7.36	John Elway, 1987
7.21	Steve Deberg, 1983
7.21	Craig Morton, 1977
7.16	Pete Liske, 1969
7.16	Marlin Briscoe, 1968

Game (min. 10 plays)

15.70	Morton, vs. San Diego, 9/27/81
14.20	Morton, vs. Detroit, 10/11/81
13.58	C. Johnson, vs. Kansas City, 9/21/75
12.45	C. Johnson, at Oakland, 10/22/72
12.39	Morton, vs. Kansas City, 12/10/78
12.37	Weese, vs. Pittsburgh, 12/16/78
12.17	C. Johnson, vs. San Diego, 10/20/74

RUSHING**MOST ATTEMPTS**

Career	
1,641	Floyd Little, 1967-75
1,493	Sammy Winder, 1982-90
1,343	Terrell Davis, 1995-98
1,023	Otis Armstrong, 1973-80
774	John Elway, 1983-98
699	Jon Keyworth, 1974-80
593	Bobby Humphrey, 1989-91
479	Dave Preston, 1978-83
422	Gaston Green, 1991-92
380	Gerald Willhite, 1982-88

Season

392	Terrell Davis, 1998
369	Terrell Davis, 1997
345	Terrell Davis, 1996
296	Sammy Winder, 1984
294	Bobby Humphrey, 1989
288	Bobby Humphrey, 1990

284	Floyd Little, 1971
263	Otis Armstrong, 1974
261	Gaston Green, 1991
256	Floyd Little, 1973

Game

42	Davis, at Buffalo (OT), 10/26/97
34	Davis, at Kansas City, 11/16/97
34	Humphrey, at Buffalo, 9/30/90
34	Winder, at L. A. Raiders, 10/28/84
32	Davis, vs. New England, 10/6/97
32	Davis, at New England, 11/17/96
32	Dorsett, vs. LA Raiders, 9/26/88
32	Gilchrist, at Boston, 9/24/65
31	Davis, vs. Oakland, 11/22/98
31	Davis, vs. Jacksonville, 10/25/98
31	Humphrey, at L.A. Raiders, 12/3/89
31	Humphrey, at Washington, 11/20/89
31	Winder, vs. Kansas City, 9/23/84
31	Armstrong, vs. Houston, 12/8/74

MOST ATTEMPTS BY A ROOKIE**Season**

294	Bobby Humphrey, 1989
237	Terrell Davis, 1995
154	Billy Joe, 1963

Game

31	Humphrey, at L.A. Raiders, 12/3/89
31	Humphrey, at Washington, 11/20/89
30	Davis, vs. San Diego, 11/19/95

MOST RUSHING YARDS**Career**

6,413	Terrell Davis, 1995-98
6,323	Floyd Little, 1967-75
5,428	Sammy Winder, 1982-90
4,453	Otis Armstrong, 1973-80
3,407	John Elway, 1983-98
2,653	Jon Keyworth, 1974-80
2,386	Bobby Humphrey, 1989-91
1,793	Dave Preston, 1978-83
1,688	Gerald Willhite, 1982-88
1,685	Gaston Green, 1991-92

Season

2,008	Terrell Davis, 1998
1,750	Terrell Davis, 1997
1,538	Terrell Davis, 1996
1,407	Otis Armstrong, 1974
1,202	Bobby Humphrey, 1990
1,153	Sammy Winder, 1984
1,151	Bobby Humphrey, 1989
1,133	Floyd Little, 1971
1,117	Terrell Davis, 1995
1,037	Gaston Green, 1991
1,008	Otis Armstrong, 1976

Game

215	Davis, vs. Cincinnati, 9/21/97
208	Davis, at Seattle, 10/11/98
207	Davis, at Buffalo (OT), 10/26/97
194	Davis, vs. Baltimore, 10/20/96
191	Davis, vs. Dallas, 9/13/98
183	Armstrong, vs. Houston, 12/8/74
178	Davis, vs. Seattle, 12/27/98
178	Davis, at San Diego, 11/30/97
177	Humphrey, at Buffalo, 9/30/90
176	Davis, vs. San Diego, 11/19/95

INDIVIDUAL RECORDS — OFFENSE

MOST RUSHING YARDS BY A ROOKIE**Season**

1,151	Bobby Humphrey, 1989
1,117	Terrell Davis, 1995
649	Billy Joe, 1963

Game

176	Davis, vs. San Diego, 11/19/95
148	Keyworth, at Oakland, 11/24/74
135	Davis, vs. Arizona, 11/5/95

BEST RUSHING AVERAGE**Career (min. 100 carries)**

4.81	Vaughn Hebron, 1996-98
4.78	Terrell Davis, 1995-98
4.44	Gerald Willhite, 1982-88
4.40	John Elway, 1983-98
4.35	Otis Armstrong, 1973-80
4.30	Joe Dawkins, 1971-73
4.20	Gene Mingo, 1960-64
4.20	Larry Canada, 1978-79, 1981
4.14	Fran Lynch, 1967-75
4.12	Jim Jensen, 1977, 1979-80

Season (min. 100 carries)

5.35	Otis Armstrong, 1974
5.12	Terrell Davis, 1998
4.99	Floyd Little, 1969
4.82	Gerald Willhite, 1984
4.74	Terrell Davis, 1997
4.71	Terrell Davis, 1995
4.71	Jim Jensen, 1980
4.62	Larry Canada, 1978
4.62	Jon Keyworth, 1974
4.46	Terrell Davis, 1996

Game (min. 8 rushes)

11.00	Rolle, vs. Oakland, 10/2/60
10.38	Joe, at Boston, 10/18/63
10.33	Dawkins, at Kansas City, 10/7/73
10.00	Weese, at Chicago, 12/12/76
9.87	Keyworth, at Oakland, 11/24/74
8.86	Little, at N.Y. Giants, 11/5/72
8.80	Russell, vs. San Diego, 9/4/94
8.75	Keyworth, at Seattle, 10/29/78 (OT)
8.75	Little, at San Francisco, 10/25/70
8.67	Armstrong, vs. San Diego, 10/7/79

BEST RUSHING AVERAGE BY A ROOKIE**Season (min. 100 carries)**

4.71	Terrell Davis, 1995
4.62	Larry Canada, 1978
4.62	Jon Keyworth, 1974

Game (min. 8 rushes)

10.38	Joe, at Boston, 10/18/63
10.00	Weese, at Chicago, 12/12/76
9.87	Keyworth, at Oakland, 11/24/74

MOST RUSHING TOUCHDOWNS**Career**

56	Terrell Davis, 1995-98
43	Floyd Little, 1967-75
39	Sammy Winder, 1982-90
33	John Elway, 1983-98
25	Otis Armstrong, 1973-80
22	Jon Keyworth, 1973-80
17	Gerald Willhite, 1982-88
14	Bobby Humphrey, 1989-91
13	Steve Sewell, 1985-92
12	Rob Lytle, 1977-83
12	Fran Lynch, 1967-76

Season

21	Terrell Davis, 1998
15	Terrell Davis, 1997
13	Terrell Davis, 1996
12	Floyd Little, 1973
10	Jon Keyworth, 1974
9	Leonard Russell, 1994
9	Sammy Winder, 1986
9	Otis Armstrong, 1974
9	Floyd Little, 1972

Game

3	Davis, vs. Kansas City, 12/6/98
3	Davis, vs. Jacksonville, 10/25/98
3	Davis, vs. Dallas, 9/13/98
3	Davis, vs. Oakland, 11/24/97
3	Green, vs. San Diego, 9/22/91
3	Armstrong, vs. Houston, 12/8/74
3	Keyworth, vs. Kansas City, 11/18/74
3	Little, vs. Cincinnati, 9/16/73

MOST RUSHING TDs BY A ROOKIE**Season**

7	Terrell Davis, 1995
7	Bobby Humphrey, 1989
4	4 times (last by Greg Lewis, 1991)

Game

3	Keyworth, vs. K.C., 11/18/74
2	many (last by Davis vs. Wash, 9/17/95)

MOST CONSECUTIVE GAMES SCORING BY RUSH

8	Davis, 1998
6	Davis, 1997-98 (last four, first two)
5	Davis, 1997 / Winder, 1985

LONGEST SCORING RUN

82	Gene Mingo, vs. Oakland, 10/5/62
80	Floyd Little, at San Francisco, 10/25/70
72	Joe Dawkins, at Kansas City, 10/7/73
71	Terrell Davis, vs. Baltimore, 10/20/96
68	Billy Joe, at Boston, 10/18/63
67	Gaston Green, vs. Houston, 10/18/91
66	Billy Van Heusen, vs. Houston, 9/17/72
65	Terrell Davis, at Kansas City, 9/22/96
63	Terrell Davis, vs. Dallas, 9/13/98
63	Gaston Green, vs. San Diego, 9/22/91
63	Bob Scarpitto, at San Diego, 10/30/66

LONGEST SCORING RUN BY A ROOKIE

68	Billy Joe, at Boston, 10/18/63
60	Terrell Davis, at Houston, 11/26/95
57	Dave Rolle, vs. Oakland, 10/2/60

LONGEST NON-SCORING RUN

70	Terrell Davis, at Seattle, 10/11/98
68	Henry Bell, vs. Los Angeles, 10/16/60
63	Jim Krieg, vs. San Diego, 12/10/72
62	Lonnie Perrin, vs. Baltimore, 11/27/77
52	Gerald Willhite, vs. Kansas City, 9/23/84
51	Billy Joe, vs. New York, 11/15/64
48	Reggie Rivers, at Cleveland, 9/27/92
47	Vaughn Hebron, vs. Kansas City, 10/27/96
47	Larry Canada, vs. Kansas City, 12/10/78
47	Floyd Little, at Houston, 10/14/73
47	Abner Haynes, at Kansas City, 12/19/65

LONGEST NON-SCORING RUN BY A ROOKIE

68	Henry Bell, vs. Los Angeles, 10/16/60
63	Jim Krieg, vs. San Diego, 12/10/72
47	Larry Canada, vs. Kansas City, 12/10/78

INDIVIDUAL RECORDS — OFFENSE

PASSING

MOST PASSING YARDS

Career	
51,475	John Elway, 1983-98
11,895	Craig Morton, 1977-82
7,676	Frank Tripucka, 1960-63
7,238	Charley Johnson, 1972-75
6,437	Steve Ramsey, 1971-76
5,153	Steve Tensi, 1967-70
3,819	Steve DeBerg, 1981-83
3,607	Mickey Slaughter, 1963-66
2,791	J. McCormick, 1963, 1965-66, '68
2,303	Jacky Lee, 1964-65

Season	
4,030	John Elway, 1993
3,970	John Elway, 1995
3,891	John Elway, 1985
3,635	John Elway, 1997
3,526	John Elway, 1990
3,490	John Elway, 1994
3,485	John Elway, 1986
3,328	John Elway, 1996
3,309	John Elway, 1988
3,253	John Elway, 1991
3,198	John Elway, 1987

Game	
447	Tripucka, at Buffalo, 9/15/62
445	C. Johnson, vs. Kansas City, 11/18/74
432	Elway, at Seattle, 12/20/85
400	Elway, vs. Kansas City, 12/6/98
382	Elway, vs. Atlanta, 10/23/94
376	Tripucka, vs. San Diego, 9/7/62
375	Tripucka, vs. Houston, 11/6/60
371	Elway, vs. San Diego, 9/4/94
370	Lee, at Oakland, 12/5/65
367	Elway, at Green Bay, 10/10/93

MOST PASSING YARDS BY A ROOKIE

Season	
1,689	Mickey Slaughter, 1963
1,663	John Elway, 1983
1,589	Marlin Briscoe, 1968

Game	
345	Elway, vs. Baltimore, 12/11/83 (23-34)
335	Briscoe vs. Buffalo, 11/24/68 (12-29)

MOST ATTEMPTS

Career	
7,250	John Elway, 1983-98
1,594	Craig Morton, 1977-82
1,277	Frank Tripucka, 1960-63
970	Charley Johnson, 1972-75
919	Steve Ramsey, 1971-76
810	Steve Tensi, 1967-70
584	Mickey Slaughter, 1963-66
546	Steve DeBerg, 1981-83
537	John McCormick, 1963, 1965-66, '68
353	Pete Liske, 1969-70

Season	
605	John Elway, 1985
551	John Elway, 1993
542	John Elway, 1995
504	John Elway, 1986
502	John Elway, 1997

502	John Elway, 1990
496	John Elway, 1988
494	John Elway, 1994
478	Frank Tripucka, 1962
466	John Elway, 1996

Game	
59	Elway, at Green Bay, 10/10/93
56	Tripucka, at Buffalo, 9/15/62
53	Slaughter, at Houston, 12/20/64
52	Tripucka, at Houston, 11/20/60
52	Tripucka, vs. Houston, 11/6/60
50	Elway, vs. San Diego, 11/17/85
49	Elway, at Los Angeles Raiders, 12/4/88
47	Elway, vs. Washington, 9/17/95
46	Elway, at Oakland, 10/19/97
46	Elway, vs. Oakland, 10/16/95
46	Elway, vs. San Diego, 9/4/94

MOST ATTEMPTS BY A ROOKIE

Season	
259	John Elway, 1983
224	Marlin Briscoe, 1968
223	Mickey Slaughter, 1963

Game	
44	Elway, vs. Baltimore, 12/11/83
29	Briscoe vs. Buffalo, 11/24/68
28	Maddox, at Buffalo, 12/12/92

MOST COMPLETIONS

Career	
4,123	John Elway, 1983-98
907	Craig Morton, 1977-82
662	Frank Tripucka, 1960-63
517	Chaley Johnson, 1972-75
456	Steve Ramsey, 1971-76
348	Steve Tensi, 1967-70
314	Steve DeBerg, 1981-83
291	Mickey Slaughter, 1963-66
207	John McCormick, 1963, 1965-66, '68
177	Jacky Lee, 1964-65

Season	
348	John Elway, 1993
327	John Elway, 1985
316	John Elway, 1995
307	John Elway, 1994
294	John Elway, 1990
287	John Elway, 1996
280	John Elway, 1997
280	John Elway, 1986
274	John Elway, 1988
248	Frank Tripucka, 1960

Game	
36	Elway vs. San Diego, 9/4/94
34	Slaughter, at Houston, 12/20/64
33	Elway, at Green Bay, 10/10/93
30	Elway, vs. Washington, 9/17/95
30	Elway, vs. Cleveland, 10/30/94
30	Elway, vs. Minnesota, 11/14/93
30	Elway, vs. Seattle, 9/23/90
30	Elway, at Green Bay (at Milwaukee), 9/20/87
30	Tripucka, vs. Houston, 11/6/60
29	Elway, at New York Jets, 9/11/94
29	Elway, vs. L.A. Raiders, 12/4/88
29	Tripucka, at Buffalo, 9/15/62

INDIVIDUAL RECORDS — OFFENSE

MOST COMPLETIONS BY A ROOKIE

Season	
123	John Elway, 1983
112	Mickey Slaughter, 1963
93	Marlin Briscoe, 1968

Game	
23	Elway, vs. Baltimore, 12/11/83
18	Maddox, at L.A. Raiders, 11/22/92

BEST COMPLETION PERCENTAGE

Career (min. 100 passes)	
.626	Hugh Millen, 1994-95
.600	Bubby Brister, 1997-98
.581	Gary Kubiak, 1983-91
.570	Norris Weese, 1976-79
.569	John Elway, 1983-98
.569	Craig Morton, 1977-82
.545	Tommy Maddox, 1992
.533	Charley Johnson, 1972-75
.518	Frank Tripucka, 1960-63
.514	Don Horn, 1971

Season (min. 50 passes)

.632	John Elway, 1983
.632	Norris Weese, 1978
.623	Gary Kubiak, 1988
.621	John Elway, 1994
.618	Hugh Millen, 1994
.616	John Elway, 1996
.608	Craig Morton, 1980
.598	Craig Morton, 1981
.595	Bubby Brister, 1998
.593	Steve DeBerg, 1981

Game (min. 10 passes)

.944	Morton, vs. San Diego, 9/27/81
.917	Elway, at L.A. Raiders, 11/2/86
.863	Morton, vs. Kansas City, 12/20/78
.842	Elway, vs. Minnesota, 11/18/84
.833	Ramsey, vs. Cleveland, 10/19/75
.826	Millen, at San Francisco, 12/17/94
.818	Elway, at Kansas City, 10/4/94
.800	Elway, at Minnesota, 11/4/90
.783	Elway, vs. San Diego, 9/4/94
.773	Morton, vs. Houston, 11/2/80

MOST TOUCHDOWN PASSES

Career	
300	John Elway, 1983-98
74	Craig Morton, 1977-82
52	Charley Johnson, 1972-75
51	Frank Tripucka, 1960-63
38	Steve Tensi, 1967-70
35	Steve Ramsey, 1971-76
22	Steve DeBerg, 1981-83
22	Mickey Slaughter, 1963-66
17	John McCormick, 1963, 1965-66, '68
16	Pete Liske, 1969-70
16	Jacky Lee, 1964-65

Season	
27	John Elway, 1997
26	John Elway, 1996
26	John Elway, 1995
25	John Elway, 1993
24	Frank Tripucka, 1960
22	John Elway, 1998
22	John Elway, 1985

21	Craig Morton, 1981
20	Charley Johnson, 1973
19	John Elway, 1987
19	John Elway, 1986

Game	
5	Elway, vs. Minnesota, 11/18/84
5	Tripucka, vs. Buffalo, 10/28/62
4	16 times, most recently, John Elway, vs. Seattle, 12/27/98

MOST TOUCHDOWN PASSES BY A ROOKIE

Season	
14	Marlin Briscoe, 1968
12	Mickey Slaughter, 1963
7	John Elway, 1983

Game	
4	Elway, vs. Baltimore, 12/11/83
4	Briscoe, vs. Buffalo, 11/24/68
3	Maddox, vs. Dallas, 12/6/92
3	Briscoe, at San Diego, 10/20/68
3	Briscoe, vs. San Diego, 12/1/68

MOST INTERCEPTIONS THROWN

Career	
226	John Elway, 1983-98
85	Frank Tripucka, 1960-63
65	Craig Morton, 1977-82
58	Steve Ramsey, 1971-76
52	Charley Johnson, 1972-75
45	Steve Tensi, 1967-70
37	Mickey Slaughter, 1963-66
33	John McCormick, 1963, 1965-66, '68
24	Steve DeBerg, 1981-83

Season	
34	Frank Tripucka, 1960
25	Frank Tripucka, 1962
23	John Elway, 1985
22	George Herring, 1961
21	Frank Tripucka, 1961
20	Jacky Lee, 1964
19	John Elway, 1988
19	Craig Morton, 1979
18	John Elway, 1989
17	John Elway, 1992
17	Charley Johnson, 1973
17	Steve Tensi, 1967

Game	
6	Horn, at Green Bay, 9/26/71
6	Herring, at Houston, 11/26/61
5	8 times, most recently, John Elway, vs. Kansas City, 12/14/85

MOST INTERCEPTIONS THROWN BY A ROOKIE

Season	
14	John Elway, 1983
14	Mickey Slaughter, 1963
13	Marlin Briscoe, 1968

Game	
5	Slaughter, vs. Houston, 10/13/63
4	Maddox, vs. Dallas, 12/6/92
4	Elway, at Kansas City, 12/18/83

INDIVIDUAL RECORDS — OFFENSE

BEST INTERCEPTION AVOIDANCE**Career (min. 100 passes)**

.018	Hugh Millen, 1994-95
.021	Bubby Brister, 1997-98
.031	John Elway, 1983-98
.039	Craig Morton, 1977-82
.043	Don Breaux, 1963
.047	Steve Deberg, 1981-83
.054	Gary Kubiak, 1983-91
.054	Charley Johnson, 1972-75
.056	Norris Weese, 1976-79
.056	Steve Tensi, 1967-70

Season (min. 50 passes)

.013	Gary Kubiak, 1984
.018	John Elway, 1993
.020	John Elway, 1994
.022	John Elway, 1997
.023	Bubby Brister, 1998
.023	Hugh Millen, 1994
.026	John Elway, 1995
.026	John Elway, 1986
.027	John Elway, 1991
.028	John Elway, 1998
.028	John Elway, 1990

BEST AVERAGE GAIN PER ATTEMPT**Career (min. 100 attempts)**

7.52	Norris Weese, 1976-79
7.46	Charley Johnson, 1972-75
7.46	Craig Morton, 1977-82
7.12	George Shaw, 1962
7.10	John Elway, 1983-98
7.09	Bubby Brister, 1997-98
7.09	Marlin Briscoe, 1968
7.00	Steve Ramsey, 1971-76
6.99	Steve DeBerg, 1981-83
6.81	Max Chobolan, 1966

Season (min. 50 attempts)

8.65	Jacky Lee, 1965
8.50	Craig Morton, 1981
8.31	Norris Weese, 1978
8.07	Charley Johnson, 1974
7.88	John Elway, 1998
7.84	Steve Ramsey, 1974
7.80	John Elway, 1987
7.66	Steve Ramsey, 1972
7.59	Craig Morton, 1977
7.57	Mickey Slaughter, 1963

Game (min. 12 attempts)

17.10	Morton vs. San Diego, 9/27/81
16.45	Johnson vs. Kansas City
15.70	Morton vs. Detroit, 10/11/81
13.41	Weese vs. Pittsburgh, 12/16/78

BEST AVERAGE GAIN PER COMPLETION**Career (min. 100 passes)**

17.09	Marlin Briscoe, 1968
15.98	George Shaw, 1962
15.09	Steve Tensi, 1976-70
14.12	Steve Ramsey, 1971-76
14.00	Charley Johnson, 1972-75
13.54	Max Chobolan, 1966
13.48	John McCormack, 1963, 1965-66, '68
13.36	Don Breaux, 1963
13.20	Norris Weese, 1976-79
13.11	Craig Morton, 1977-82

Season (min. 50 passes)

17.93	John Hufnagel, 1975
17.09	Marlin Briscoe, 1968
16.15	Steve Ramsey, 1972
15.98	George Shaw, 1962
15.73	Jacky Lee, 1965
15.71	Charley Johnson, 1975
15.47	Don Breaux, 1963
15.19	Steve Tensi, 1969
15.09	Steve Ramsey, 1976
15.08	Mickey Slaughter, 1963

Game (min. 12 passes)

33.64	Lee at Oakland, 12/5/65
33.00	Elway at Cleveland, 10/1/89
27.92	Briscoe vs. Buffalo 11/24/68

HIGHEST PASSER RATING**Career (min. 500 passes)**

79.9	John Elway, 1983-98
78.8	Craig Morton, 1977-82
73.1	Charley Johnson, 1972-75

Season (min. 200 passes)

93.0	John Elway, 1998
92.8	John Elway, 1993
90.5	Craig Morton, 1981

HIGHEST PASSER RATING BY A ROOKIE**Season (min. 200 passes)**

67.2	Mickey Slaughter, 1963
63.1	Marlin Briscoe, 1968
54.9	John Elway, 1983

MOST CONSECUTIVE GAMES WITH A TD

15	Elway, 1995-96 (last 12 games of 1995, first three of 1996)
13	Elway 1985-86 (last 7 games of 1985, first 6 of 1986)
12	Elway 1992-93 (last game of 1992, first 11 games of 1993)
10	Elway, 1996 (5th through 15th; did not play in one game)
10	Johnson 1973-74 (last 8 games of 1973, first 2 games of 1974)
9	Elway, 1987 (6th through 14th)
9	Morton, 1977 (5th through 13th)
9	Tripucka, 1962 (span of 10 games, did not play 1 game)
8	Tensi, 1967 (last 8 games)
8	Tripucka, 1962 (last 5 in 1960, first 3 in 1961)

Most Consecutive Completions

20	Millen, last 7 at L.A. Raiders, 12/11/94 and first 13 at S.F., 12/17/94
18	DeBerg, at L.A. Rams (17), 12/12/82 and vs. Kansas City (1) 12/19/82
16	Morton, vs. Kansas City, 12/10/78
14	Elway, vs. Seattle (last 5), 11/2/97 and vs. Carolina (first 9), 11/9/97
11	Elway, vs. L.A. Raiders, 11/2/86
11	Elway, vs. Kansas City, (8), 12/14/85 and at Seattle (3), 12/20/85

INDIVIDUAL RECORDS — OFFENSE

MOST CONSECUTIVE COMPLETIONS, CONT.

11	Morton, vs. San Diego, 9/27/81
11	Tensi, at San Diego, 11/23/69
10	Elway, vs. Seattle, 12/27/98
10	Elway at Minnesota, 11/24/96
10	Elway, at Seattle, 11/28/93
10	Tripucka, vs. Dallas, 1/8/61

LONGEST SCORING PASS

97	George Shaw to Jerry Tarr, at Boston, 9/21/63
96	Frank Tripucka to Al Frazier, at Buffalo, 9/15/62
95	Craig Morton to Steve Watson, vs. Detroit, 10/11/81
93	Craig Morton to Steve Watson, vs. San Diego, 9/27/81
90	Charley Johnson to Rick Upchurch, vs. Kansas City, 9/21/75
90	John McCormick to Bob Scarpitto, vs. Houston, 10/17/65
87	Frank Tripucka to Al Frazier, vs. San Diego, 11/12/61
82	Jacky Lee to Al Denson, at Kansas City, 11/1/64
81	Arthur Marshall to Cedric Tillman, vs. Dallas, 12/6/92
81	Craig Morton to Jack Dolbin, at Cincinnati, 10/23/77

LONGEST NON-SCORING PASS

86	John Elway to Vance Johnson, vs. L.A. Raiders, 9/26/88
86	Craig Morton to Steve Watson, vs. Kansas City, 12/6/81
78	John Elway to Rod Smith, vs. Kansas City, 8/31/97
76	Hugh Millen to Anthony Miller, vs. San Francisco 12/17/94
74	Don Horn to Floyd Little, vs. Oakland, 10/10/71
74	Pete Liske to Billy Van Heusen, at New Orleans, 11/22/70
73	John Elway to Steve Watson, at Seattle, 12/15/84
72	Charley Johnson to Floyd Little, vs. San Diego, 10/29/74
71	John Elway to Mark Jackson, vs. Kansas City, 10/20/91
71	Pete Liske to Frank Quayle, vs. Cincinnati, 12/14/69

LONGEST COMPLETION BY A ROOKIE

81	Arthur Marshall - Cedric Tillman vs. Dallas, 12/6/92 (TD)
----	---

RECEIVING**MOST RECEPTIONS****Career**

543	Lionel Taylor, 1960-65
529	Shannon Sharpe, 1990-98
415	Vance Johnson, 1985-93, 1995
396	Riley Odums, 1972-83
353	Steve Watson, 1979-87
302	Haven Moses, 1972-81
276	Mark Jackson, 1986-92
267	Rick Upchurch, 1975-83
250	Al Denson, 1964-70
215	Floyd Little, 1967-76

Season

100	Lionel Taylor, 1961
92	Lionel Taylor, 1960
87	Shannon Sharpe, 1994
86	Rod Smith, 1998
85	Lionel Taylor, 1965
81	Shannon Sharpe, 1993
80	Shannon Sharpe, 1996
78	Lionel Taylor, 1963
77	Glyn Milburn, 1994
77	Lionel Taylor, 1962

Game

13	Sharpe, vs. San Diego, 10/6/96
13	Anderson, vs. Chicago, 9/30/73
13	Taylor, vs. Oakland, 11/29/64
12	Taylor, at Boston, 9/21/62
11	Taylor, vs. Oakland, 11/21/65
11	Scarpitto, at Houston, 12/20/64
11	Taylor, at New York, 9/24/61
11	Taylor, vs. New York, 12/4/60

MOST RECEPTIONS BY A ROOKIE**Season**

92	Lionel Taylor, 1960
51	Vance Johnson, 1985
47	Al Frazier, 1961

Game

11	Taylor, vs. New York, 12/4/60
10	Taylor, vs. Boston, 10/13/60
10	Taylor, at Houston, 11/20/60
10	Taylor, vs. Houston, 11/6/60

MOST RECEIVING YARDS**Career**

6,872	Lionel Taylor, 1960-66
6,759	Shannon Sharpe, 1990-98
6,112	Steve Watson, 1979-87
5,755	Riley Odums, 1972-83
5,695	Vance Johnson, 1985-93, 1995
5,450	Haven Moses, 1972-81
4,746	Mark Jackson, 1986-92
4,369	Rick Upchurch, 1975-83
4,150	Al Denson, 1964-70
2,921	Anthony Miller, 1994-96

Season

1,244	Steve Watson, 1981
1,235	Lionel Taylor, 1960
1,222	Rod Smith, 1998
1,180	Rod Smith, 1997
1,176	Lionel Taylor, 1961
1,170	Steve Watson, 1984

INDIVIDUAL RECORDS — OFFENSE / SPECIAL TEAMS

MOST RECEIVING YARDS, CONT.

Season, cont.

1,133	Steve Watson, 1983
1,131	Lionel Taylor, 1965
1,107	Shannon Sharpe, 1997
1,107	Anthony Miller, 1994

Game

199	Taylor, vs. Buffalo, 11/27/60
183	Watson, at L.A. Rams, 12/12/82
182	Watson, vs. Detroit, 10/11/81
180	Sharpe, vs. Buffalo, 9/3/95
178	Watson, vs. San Diego, 9/27/81
175	Tillman, vs. Atlanta, 11/20/94
174	Sharpe, vs. Carolina, 11/9/97
172	Taylor, vs. Buffalo, 9/18/65
171	Taylor, at Los Angeles, 12/10/60
169	Taylor, vs. Boston, 9/29/63

MOST RECEIVING YARDS BY A ROOKIE

Season

1,235	Lionel Taylor, 1960
799	Al Frazier, 1961
738	Mark Jackson, 1986

Game

199	Taylor, vs. Buffalo, 11/27/60
171	Taylor, at Los Angeles, 12/10/60
146	Al Frazier, vs. Oakland, 10/15/61

MOST TOUCHDOWN RECEPTIONS

Career

44	Shannon Sharpe, 1990-98
44	Lionel Taylor, 1960-66
44	Haven Moses, 1972-81
41	Riley Odoms, 1972-81
37	Vance Johnson, 1985-93, 1995
36	Steve Watson, 1979-87
32	Al Denson, 1964-70
27	Ed McCaffrey, 1995-98
24	Mark Jackson, 1986-92
24	Bob Scarpitto, 1962-67
24	Rick Upchurch, 1975-83

Season

14	Anthony Miller, 1995
13	Steve Watson, 1981
12	Rod Smith, 1997
12	Lionel Taylor, 1960
11	Al Denson, 1967
10	Ed McCaffrey, 1998
10	Shannon Sharpe, 1998
10	Shannon Sharpe, 1996
10	Al Denson, 1969
10	Lionel Taylor, 1963

Game

3	McCaffrey, vs. Baltimore, 10/20/96
3	Sharpe, vs. San Diego, 10/6/96
3	Miller, at Dallas, 9/10/95
3	Sharpe, vs. Kansas City, 12/12/93
3	Watson, vs. Baltimore, 9/20/81
3	Moses, at Houston, 10/14/73
3	Scarpitto, at Buffalo, 12/18/66
3	Taylor, vs. Buffalo, 11/27/60

MOST TD RECEPTIONS BY A ROOKIE

Season

12	Lionel Taylor, 1960
6	Al Frazier, 1961
4	Rick Massie, 1987

Game

3	Taylor, vs. Buffalo, 11/27/60
1	many (last by Davis, vs. Wash., 9/17/95)

BEST AVERAGE GAIN PER RECEPTION

Career (min. 50 receptions)

20.54	Bill Van Heusen, 1968-76
18.05	Haven Moses, 1972-81
17.41	Al Frazier, 1961-63
17.31	Steve Watson, 1979-1987
17.20	Mark Jackson, 1986-92
16.82	Bob Scarpitto, 1962-67
16.80	Mike Haffner, 1968-70
16.77	Jack Dolbin, 1975-79
16.69	Anthony Miller, 1994-96
15.68	Rod Smith, 1995-98

Season (min. 20 receptions)

22.05	Bob Scarpitto, 1963
20.73	Steve Watson, 1981
20.32	Ricky Nattiel, 1987
20.14	Al Denson, 1966
20.11	Haven Moses, 1974
19.96	Haven Moses, 1977
19.92	Haven Moses, 1976
19.54	Al Denson, 1967
19.42	Mark Jackson, 1986
19.25	Al Carmichael, 1960

Game (min. 4 receptions)

41.3	Little vs. Buffalo, 11/24/68
38.0	Tarr at Boston, 9/12/62
36.4	Watson vs. Detroit, 10/11/81

BEST AVG. GAIN PER REC. BY A ROOKIE

Season (min. 20 receptions)

20.32	Ricky Nattiel, 1987
19.42	Mark Jackson, 1986
17.00	Al Frazier, 1961

Game (min. 4 receptions)

24.00	Johnson, at Atlanta, 9/22/85
23.25	Nattiel, vs. Chicago, 11/6/87
22.11	Taylor, vs. Buffalo, 11/27/60

MOST CONSECUTIVE GAMES WITH TD

6	Anthony Miller, 1995
6	Lionel Taylor, 1960-61 (last 4 games of 1960, first 2 of '61)
6	Vance Johnson, 1987
6	Al Denson, 1969
5	Steve Watson, 1981
4	Bob Scarpitto, 1963
4	Al Denson, 1967
4	Riley Odoms, 1973
4	Rick Upchurch, 1979

INDIVIDUAL RECORDS — SPECIAL TEAMS

MOST CONSEC. GAMES WITH RECEPTION

62	Lionel Taylor, 1960-64
56	Shannon Sharpe, 1995-98
49	Steve Watson, 1983-86
47	Mark Jackson, 1989-92
41	Anthony Miller, 1994-96
41	Riley Odoms, 1976-79
36	Rod Smith, 1996-98
33	Riley Odoms, 1973-76
29	Dave Preston, 1980-82
28	Steve Watson, 1980-82

LONGEST RECEPTION BY A ROOKIE

90	Upchurch, (from Charley Johnson), vs. Kansas City, 9/21/75
87	Frazier (from Frank Tripucka), vs. San Diego, 11/12/61 (TD)
71	Quayle (from Pete Liske), vs. Cincinnati, 12/14/69

PUNTING

MOST PUNTS

Career

574	Bill Van Heusen, 1968-76
386	Tom Rouen, 1993-98
377	Luke Prestridge, 1979-83
374	Mike Horan, 1986-92
248	Bob Scarpitto, 1965-67
202	Jim Fraser, 1962-64

Season

105	Bob Scarpitto, 1967
96	Chris Norman, 1984
96	Bucky Dilts, 1978
92	Chris Norman, 1985
90	Bucky Dilts, 1977
89	Luke Prestridge, 1979
88	Bill Van Heusen, 1970
87	Luke Prestridge, 1983
87	Bill Van Heusen, 1970
86	Luke Prestridge, 1981

Game

12	Prestridge, at Buffalo, 10/25/81
12	Van Heusen, vs. Cincinnati, 10/6/68
12	Scarpitto, at Oakland, 9/19/67
11	Rodriguez, vs. Seattle, 11/30/92
11	Norman, vs. Seattle, 10/20/85
11	Scarpitto, vs. Oakland, 11/5/67
10	Prestridge, at Baltimore, 9/11/83
10	Prestridge, vs. Los Angeles, 9/6/79
10	Dilts, at Oakland, 10/16/77
10	Van Heusen, at Cincinnati, 9/12/76
10	Janik, vs. Buffalo, 12/13/64
10	Fraser, vs. N.Y. Jets, 11/15/64

BEST AVERAGE PER PUNT

Career (min. 50 punts)

45.2	Jim Fraser, 1962-64
44.4	Bob Scarpitto, 1965-67
43.7	Tom Rouen, 1993-98
42.5	Mike Horan, 1986-92
41.9	Bill Van Heusen, 1968-76
41.8	Luke Prestridge, 1979-83

Season (min. 50 punts)

46.92	Tom Rouen, 1998
46.09	Jim Fraser, 1963
45.79	Bob Scarpitto, 1966
45.13	Bill Van Heusen, 1973
45.00	Tom Rouen, 1993
44.89	Bob Scarpitto, 1967
44.79	Jim Fraser, 1964
44.44	Jim Fraser, 1962
44.40	Mike Horan, 1990
44.02	Mike Horan, 1988

Game (min. 4 punts)

57.20	Horan, vs. L.A. Raiders, 9/26/88
56.60	Norman, vs. Seattle, 11/25/84
55.80	Horan, vs. San Diego, 12/16/90
55.00	Horan, at New England, 10/27/91
54.40	Rouen, at Oakland, 9/20/98
53.75	Scarpitto, vs. San Diego, 10/22/67
53.50	Fraser, vs. N.Y. Jets, 11/17/63
52.50	Fraser, vs. Kansas City, 10/11/64
52.50	Fraser, at San Diego, 12/22/63

LONGEST PUNT

83	Norman, vs. Kansas City, 9/23/84
78	Van Heusen, vs. Dallas, 12/2/73
76	Rouen, at Oakland, 9/20/98
75	Fraser, at Oakland, 10/14/62
75	Fraser, vs. Boston, 11/11/62
73	Dilts, vs. New York Jets, 11/5/78
72	Scarpitto, vs. Boston, 9/3/67
72	Van Heusen, vs. Oakland, 10/22/73
72	Scarpitto, vs. San Diego, 10/22/67
71	Horan, at New England, 10/27/91
70	Horan, vs. L.A. Raiders, 9/26/88

PUNT RETURNS

MOST PUNT RETURNS

Career

248	Rick Upchurch, 1975-83
157	Bill Thompson, 1969-81
101	Gerald Willhite, 1982-88
81	Vance Johnson, 1985-91
81	Floyd Little, 1967-75
74	Darrien Gordon, 1997-98
71	Glyn Milburn, 1993-95
55	Charles Greer, 1968-74
55	Ricky Nattiel, 1987-91
54	Kevin Clark, 1987-88, 1990-91

Season

51	Rick Upchurch, 1977
42	Gerald Willhite, 1986
41	Glyn Milburn, 1994
41	Wade Manning, 1981
40	Darrien Gordon, 1997
40	Glyn Milburn, 1993
39	Rick Upchurch, 1976
37	Rick Upchurch, 1980
36	Rick Upchurch, 1978
34	Darrien Gordon, 1998

INDIVIDUAL RECORDS — SPECIAL TEAMS

MOST PUNT RETURNS, CONT

Game, cont.

8	Upchurch, vs. Baltimore, 10/22/78
7	R. Smith, vs. Kansas City, 10/27/96
7	Nattiel, vs. L.A. Raiders, 9/26/88
7	Willhite, vs. Kansas City, 11/16/86
7	Upchurch, vs. San Diego, 11/30/75
7	Thompson, at Kansas City, 10/6/74
6	11 times, most recently, Todd Kinchen, vs. N.Y. Jets, 9/1/96

MOST YARDS ON PUNT RETURNS

Career

3,008	Rick Upchurch, 1975-83
1,814	Bill Thompson, 1969-81
1,010	Gerald Willhite, 1982-88
922	Darrien Gordon, 1997-98
893	Floyd Little, 1967-75
779	Glyn Milburn, 1993-95
689	Vance Johnson, 1985-91
546	Kevin Clark, 1987-88, 1990-91
543	Darrien Gordon, 1997
486	Zach Thomas, 1983-84

Season

653	Rick Upchurch, 1977
543	Darrien Gordon, 1997
536	Rick Upchurch, 1976
493	Rick Upchurch, 1978
425	Glyn Milburn, 1993
379	Darrien Gordon, 1998
379	Glyn Milburn, 1994
378	Wade Manning, 1981
368	Zach Thomas, 1983
366	Bill Thompson, 1973

Game

168	Darrien Gordon, vs. Carolina, 11/9/97
167	Upchurch, vs. Pittsburgh, 11/6/77
144	Clark, vs. San Diego, 12/27/87
125	Upchurch, vs. Cleveland, 9/26/76
112	Swanson, at Kansas City, 10/18/87
105	Upchurch, vs. Buffalo, 9/25/77
103	Thompson, at Kansas City, 10/6/74
102	Little, at New York, 12/3/67
100	Upchurch, vs. San Diego, 10/3/76
99	Smith, vs. Kansas City, 10/27/96

BEST AVERAGE PER PUNT RETURN

Career (min. 15 punts)

12.46	Darrien Gordon, 1998
12.29	Rod Smith, 1995-97
12.13	Rick Upchurch, 1975-83
11.89	Gene Mingo, 1960-64
11.55	Bill Thompson, 1969-81
11.54	Todd Kinchen, 1996
11.02	Floyd Little, 1967-75
10.97	Glyn Milburn, 1993-95
10.58	Arthur Marshall, 1992
10.46	Charlie Mitchell, 1963-67

Season (min. 10 punt returns)

16.88	Floyd Little, 1967
16.13	Rick Upchurch, 1982
13.74	Rick Upchurch, 1976
13.69	Rick Upchurch, 1978
13.58	Darrien Gordon, 1997
13.46	Bill Thompson, 1974
12.94	Kevin Clark, 1987
12.83	Al Frazier, 1961

12.80	Rick Upchurch, 1977
12.30	Rod Smith, 1996

LONGEST SCORING PUNT RETURN

94	Gordon, vs. St. Louis Rams, 9/14/97
92	Upchurch, vs. San Diego, 10/3/76
87	Upchurch, vs. Pittsburgh, 11/6/77
82	Gordon, vs. Carolina, 11/9/97
78	Upchurch, vs. Kansas City, 12/19/82
76	Mingo, at Boston, 9/9/60
75	Gordon, vs. Carolina, 11/9/97
75	Upchurch, vs. San Diego, 9/17/78
73	Upchurch, vs. Cleveland, 9/26/76
72	Little, at New York Jets, 12/3/67

LONGEST NON-SCORING PUNT RETURN

60	Thompson, at Baltimore, 11/10/74
59	Thompson, vs. New England, 12/17/72
54	Milburn, vs. Tampa Bay, 12/26/93
54	Mitchell, at Buffalo, 9/20/64
53	Upchurch, at Kansas City, 9/24/78 (OT)
53	Upchurch, at Seattle, 10/29/78 (OT)
53	Thompson, at New York Jets, 10/28/73
52	Little, vs. New York, 9/21/69
51	Upchurch, vs. Philadelphia, 12/14/75
49	Upchurch, at Detroit, 11/23/78
48	Gonsoulin, at New York, 9/30/62 (after lateral)

KICKOFF RETURNS

MOST KICKOFF RETURNS

Career

134	Vaughn Hebron, 1996-98
104	Ken Bell, 1986-89
104	Floyd Little, 1967-75
96	Glyn Milburn, 1993-95
95	Rick Upchurch, 1975-83
73	Odell Barry, 1964-65
61	Alton Montgomery, 1990-92
61	Gene Lang, 1984-87
58	Charlie Mitchell, 1963-67
46	Bill Thompson, 1969-81

Season

47	Glyn Milburn, 1995
47	Odell Barry, 1964
46	Vaughn Hebron, 1998
45	Vaughn Hebron, 1996
43	Vaughn Hebron, 1997
40	Rick Upchurch, 1975
40	Larry Brunson, 1980
37	Glyn Milburn, 1994
37	Charlie Mitchell, 1963
36	Ken Bell, 1988

Game

7	Milburn, at Houston, 1/26/95
7	Milburn, at L.A. Raiders, 12/11/94
7	Bell, at Pittsburgh, 10/23/88
7	Barry, at Kansas City, 11/1/64
6	Hebron, at Cincinnati, 11/1/98
6	Hebron, at Pittsburgh, 12/7/97
6	Hebron, vs. Seattle, 11/2/97
6	Hebron, at Green Bay, 12/8/96
6	Hebron, vs. Baltimore, 10/20/96
6	Johnson, vs. Miami, 9/29/85
6	Upchurch, vs. Cleveland, 10/19/75
6	Montgomery, at San Diego, 9/24/72

INDIVIDUAL RECORDS — SPECIAL TEAMS / DEFENSE

MOST YARDS ON KICKOFF RETURNS

Career

3,324	Vaughn Hebron, 1996-98
2,523	Floyd Little, 1967-75
2,355	Rick Upchurch, 1975-83
2,250	Glyn Milburn, 1993-95
2,218	Ken Bell, 1986-89
1,856	Odell Barry, 1964-65
1,394	Charlie Mitchell, 1963-67
1,323	Gene Lang, 1984-87
1,240	Alton Montgomery, 1990-92
1,156	Bill Thompson, 1969-81

Season

1,269	Glyn Milburn, 1995
1,245	Odell Barry, 1964
1,216	Vaughn Hebron, 1998
1,099	Vaughn Hebron, 1996
1,084	Rick Upchurch, 1975
1,009	Vaughn Hebron, 1997
954	Charlie Mitchell, 1963
942	Floyd Little, 1967
923	Larry Brunson, 1980
901	Abner Haynes, 1965

Game

201	Montgomery, at San Diego, 9/24/72
197	Upchurch, vs. Cleveland, 10/19/75
185	Little, at Miami, 9/17/67
178	Milburn, at Houston, 11/26/95
177	Milburn, vs. San Diego, 11/19/95
161	Hebron, at Cincinnati, 11/1/98
161	Barry, vs. Boston, 10/4/64
161	Frazier, vs. Kansas City, 9/7/63
158	Hebron, at Miami, 12/21/98
152	Little, vs. Oakland, 11/10/68

BEST AVERAGE PER KICKOFF RETURN

Career (min. 40 returns)

26.28	Abner Haynes, 1965-66
25.42	Odell Barry, 1964-65
25.13	Bill Thompson, 1969-81
24.81	Vaughn Hebron, 1996-98
24.79	Rick Upchurch, 1975-83
24.48	Al Frazier, 1961-63
24.26	Floyd Little, 1967-75
24.03	Charlie Mitchell, 1963-67

Season (min. 14 returns)

28.50	Bill Thompson, 1969
28.47	Goldie Sellers, 1966
28.00	Al Frazier, 1961
27.93	Lonnie Perrin, 1976
27.10	Rick Upchurch, 1975
27.00	Glyn Milburn, 1995
26.91	Floyd Little, 1967
26.50	Abner Haynes, 1965
26.49	Odell Barry, 1964
26.43	Vaughn Hebron, 1998

LONGEST SCORING KICKOFF RETURN

100	Sellers, vs. Houston, 9/3/66
100	Wilson, at Kansas City, 10/8/66
95	Hebron, at Miami, 12/21/98
94	Montgomery, at San Diego, 9/24/72
90	Mitchell, at Houston, 9/14/63
90	Frazier, vs. Boston, 12/3/61

LONGEST NON-SCORING KICKOFF RETURN

89	Little, vs. Oakland, 11/10/68
88	Montgomery, at Oakland, 10/22/72
86	Milburn, vs. San Diego, 11/19/95
77	Scott, vs. Kansas City, 10/23/66
76	Stone, at San Diego, 10/29/61
75	Clark, at Minnesota, 11/4/90
68	Carrington, at Kansas City, 11/12/89
68	Carmichael, at Buffalo, 9/18/60
67	Hollomon, vs. Buffalo, 11/24/68

INTERCEPTIONS

MOST INTERCEPTIONS

Career

44	Steve Foley, 1976-86
43	Goose Gonsoulin, 1960-66
40	Bill Thompson, 1969-81
34	Tyrone Braxton, 1987-93, 1995-98
33	Mike Harden, 1980-88
30	Dennis Smith, 1981-92
26	Louis Wright, 1975-86
24	Steve Atwater, 1989-98
20	Randy Gradishar, 1974-83
20	Tom Jackson, 1973-86

Season

11	Goose Gonsoulin, 1960
9	Tyrone Braxton, 1996
9	Willie Brown, 1964
7	Tom Jackson, 1976
7	Goldie Sellers, 1967
7	Goose Gonsoulin, 1964
7	Goose Gonsoulin, 1962
7	Phil Nugent, 1961

Game

4	Brown, vs. New York, 11/15/64
4	Gonsoulin, at Buffalo, 9/18/60
3	Wilson, vs. Seattle, 11/20/83
3	Smith, vs. L.A. Raiders, 12/8/85
3	Foley, vs. San Diego, 9/27/81
3	Rizzo, at Oakland, 10/16/77
3	Martha, vs. Atlanta, 10/18/70
3	Gonsoulin, vs. Kansas City, 10/11/64
2	53 times

MOST INTERCEPTIONS BY A ROOKIE

Season

11	Goose Gonsoulin, 1960
3	Bill Thompson, 1969

Game

4	Gonsoulin, at Buffalo, 9/18/60
---	--------------------------------

MOST YARDS ON INTERCEPTION RETURNS

Career

784	Bill Thompson, 1969-81
643	Mike Harden, 1980-88
623	Tyrone Braxton, 1987-93, 1995-98
622	Steve Foley, 1976-86
542	Goose Gonsoulin, 1960-66
431	Dennis Smith, 1981-93
388	Steve Atwater, 1989-98
360	Louis Wright, 1975-86
355	Tom Jackson, 1973-86
335	Randy Gradishar, 1974-83

INDIVIDUAL RECORDS — DEFENSE

MOST YARDS ON INTERCEPTION RETURNS, CONT.

Season	
179	Mike Harden, 1986
153	Nemiah Wilson, 1967
140	Willie Brown, 1964
136	Tom Jackson, 1976
133	Bob Zeman, 1962
128	Tyrone Braxton, 1996
128	Bernard Jackson, 1978
128	Louis Wright, 1977
127	Mike Harden, 1983
125	Darrien Gordon, 1998
125	Goose Gonsoulin, 1964

Game

105	Crockett, at Oakland, 9/20/98
93	Gradishar, at Cleveland, 10/5/80
91	Brown, vs. New York, 11/15/64
73	Jackson, vs. Baltimore, 11/27/77
72	Braxton, vs. Oakland, 11/22/98
70	Moore, at Boston, 11/20/64
70	Wilson, vs. Kansas City, 12/17/67
69	Braxton, vs. Tampa Bay, 9/15/96
68	Atwater, vs. San Diego, 9/12/93
67	McMillin, vs. N.Y. Titans, 11/22/62

BEST INTERCEPTION RETURN AVERAGE

Career (min. 10 returns)

23.73	Wymon Henderson, 1989-92
19.60	Bill Thompson, 1969-81
19.48	Mike Harden, 1980-88
18.32	Tyrone Braxton, 1987-93, 1995-98
17.75	Tom Jackson, 1973-86
17.60	Jim McMillin, 1960-62, 1964-65
17.55	Randy Robbins, 1984-91
16.75	Randy Gradishar, 1974-83
16.17	Steve Atwater, 1989-98
14.36	Dennis Smith, 1981-93

MOST CONSECUTIVE GAMES WITH AN INT

4	Tyrone Braxton (gms. 12-15 in '96)
3	many times (last by Braxton, '96)

LONGEST SCORING INTERCEPTION RETURN

93	Gradishar, at Cleveland, 10/5/80
80	Crockett, at Oakland, 9/20/98
73	Jackson, vs. Baltimore, 11/27/77
70	Wilson, vs. Kansas City, 12/17/67
69	Braxton, vs. Tampa Bay, 9/15/96
65	Wilson, vs. San Diego, 11/7/65
64	Gonsoulin, vs. Oakland, 10/5/62
62	Traylor, at Buffalo, 10/26/97
62	Robbins, at Cleveland, 9/16/84
59	Thompson, at Houston, 10/14/73
59	McMillin, vs. N.Y. Titans, 11/22/62 (48 after lateral from McDaniel)

LONGEST NON-SCORING INTERCEPTION RETURN

72	Braxton, vs. Oakland, 11/22/98
70	Moore, at Boston, 11/20/64
68	Atwater, vs. San Diego, 9/12/93
65	Smith, at Chicago, 12/20/81
65	Foley (23), lateral to Gradishar (10), lateral to Wright (32), vs. N.Y. Giants, 11/21/76
65	Alliston, at Buffalo, 9/18/60
63	Mecklenburg, at Detroit, 10/7/84
59	Wright, vs. Baltimore, 11/27/77
56	Wright, vs. Dallas, 10/5/86
53	Henderson, at Kansas City, 11/17/91

ALL INTERCEPTION RETURNS FOR TDs

9/27/98	Gordon, at Washington, 9/27/98
9/20/98	Crockett, at Oakland, 9/20/98
11/30/97	Atwater, at San Diego (22 yds.)
11/9/97	Braxton, vs. Carolina (27)
10/26/97	Traylor, at Buffalo (62)
10/6/97	Mobley, vs. New England (13)
9/7/97	Gordon, at Seattle, (32)
9/15/96	Braxton, vs. Tampa Bay, (69)
11/8/92	Henderson, vs. N.Y. Jets (46)
11/17/91	Dimry, at Kansas City (26)
9/1/91	Braxton, vs. Cincinnati (52)
11/22/90	Henderson, at Detroit (49)
9/10/89	Braxton, vs. Kansas City (34)
9/10/89	Robbins, vs. Kansas City (18)
12/27/87	Hunley, vs. San Diego (52)
12/6/87	Haynes, vs. New England (14)
11/2/86	Harden, at L.A. Raiders (40)
9/21/86	Harden, at Philadelphia (32)
12/1/85	Harden, at Pittsburgh (42)
12/15/84	Foley, at Seattle (40)
10/7/84	Woodard, at Detroit (27)
9/23/84	Harden, vs. Kansas City (45)
9/16/84	Robbins, at Cleveland (62)
11/23/80	Latimer, vs. Seattle (15)
10/5/80	Gradishar, at Cleveland (93)
11/5/78	T. Jackson, vs. N.Y. Jets (28)
11/27/77	T. Jackson, vs. Baltimore (73)
10/16/77	Wright, at Oakland (18)
11/14/76	Jackson, at San Diego (46)
11/7/76	Rowser, vs. Tampa Bay (32)
11/7/76	Gradishar, vs. Tampa Bay (31)
9/19/76	Rowser, vs. N.Y. Jets (41)
9/29/75	Gradishar, vs. Green Bay (44)
10/13/74	Thompson, vs. New Orleans (38)
10/28/73	Mitchell, at N.Y. Jets (40)
10/14/73	Thompson, at Houston (59)
10/24/71	Forsberg, at Cleveland (40)
12/7/69	Burrell, at Miami (38)
11/16/69	Thompson, vs. Houston (57)
12/17/67	Wilson, vs. Kansas City (70)
10/22/67	Wilson, vs. San Diego (40)
9/3/67	Sellers, vs. Boston (24)
11/14/65	Bramlett, at Houston (25)
11/7/65	Wilson, vs. San Diego (65)
10/17/65	Griffin, vs. Houston (44)
11/1/64	Janik, at Kansas City (22)
10/6/63	Gonsoulin, vs. San Diego (43)
11/22/62	McMillin, vs. New York (59)
10/5/62	McGeever, vs. Oakland (48)
10/5/62	Gonsoulin, vs. Oakland (64)
9/30/62	Zeman, at New York (30)
10/2/60	Yelverton, vs. Oakland (20)
9/18/60	Pyeatt, at Buffalo (40)

FUMBLE RETURNS

LONGEST SCORING FUMBLE RETURN

88	Swenson, at San Fran., 11/18/79
86	Wright, at Buffalo, 12/2/79 (78 after lateral from Gradishar)
80	Thompson, vs. Oakland, 10/22/73
69	McFadin, vs. New York, 11/22/62
64	Smith, vs. New England, 11/4/84
54	Brooks, vs. L.A. Raiders, 9/6/92
51	Williams, vs. Cincinnati, 9/21/97
50	Crockett, at Kansas City, 12/17/95
48	Cooke, at Kansas City, 11/1/64
43	Jones, vs. Cleveland, 9/26/76

INDIVIDUAL RECORDS — DEFENSE / SCORING

ALL DEFENSIVE RETURNS FOR TOUCHDOWNS

11/2/97	Johnson (FKO) vs. Seattle (6)
9/21/97	Williams (F), vs. Cincinnati (51)
12/17/95	Crockett (F), at Kansas City (50)
9/6/92	Brooks (F), vs. L.A. Raiders (54)
11/24/91	Powers (F), at Seattle (22)
9/23/90	Mecklenburg (F), vs. Seattle (2)
12/16/89	Mecklenburg (F), at Phoenix (23)
12/9/90	Kragen (F), at Kansas City (17)
11/16/86	Townsend (F), vs. Kansas City (7)
9/7/86	Woodard (F), vs. L.A. Raiders (12)
11/17/85	Wright (BFG), vs. San Diego (60)
11/4/84	Smith (F), vs. New England (64)
10/15/84	Wright (F), vs. Green Bay (27)
10/15/84	Foley (F), vs. Green Bay (22)
10/7/84	Jones (F), at Detroit (5)
11/13/83	Chavous (F), at L.A. Raiders (0)
9/14/80	Thompson (F), vs. Dallas (32)
12/2/79	Wright (F*), at Buffalo (86)
11/18/79	Swenson (F), at San Fran. (86)
11/11/79	Nairne (BP), vs. New Eng. (22)
11/11/79	Carlier (F), vs. New England (2)
10/14/79	Thompson (F**), at K.C. (2)
12/3/78	Gradishar (F), at Oakland (30)
11/5/78	Thompson (F), vs. N.Y. Jets (4)
11/7/76	Polt (F***), vs. Tampa Bay (26)
9/23/76	Jones (F), vs. Cleveland (43)
11/23/75	Smith (F), at Atlanta (38)
10/22/73	Thompson (F), vs. Oakland (80)
11/27/66	Bramlett (BFG), vs. S. Diego (86)
10/17/65	Griffin (BP), vs. Houston (10)
9/24/65	Bramlett (F), at Boston (0)
11/8/64	McMillin (F), vs. San Diego (0)
11/1/64	Cooke (F), at Kansas City (46)
10/13/63	McFadin (F), vs. Houston (6)
12/9/62	McMillin (F), at Dallas (9)
11/22/62	McFadin (F), vs. New York (69)
12/10/61	Gavin (BP), at Dallas (23)

F—fumble; FKO—fumble on kickoff; BP—blocked punt; BFG—blocked field goal; *lateral from Gradishar; **lateral from Swenson; ***lateral from Swenson.

SACKS

MOST SACKS

Career	
97.5	Simon Fletcher, 1985-95
79.0	Karl Mecklenburg, 1983-94
75.0	Barney Chavous, 1973-85
73.5	Rulon Jones, 1980-88
64.5	Lyle Alzado, 1971-78
55.0	Paul Smith, 1968-78
44.0	Tom Jackson, 1973-86
43.0	Rich Jackson, 1967-72
37.5	Dave Costa, 1967-71
32.5	Pete Duranko, 1967-70, 72-74

Season

16.0	Simon Fletcher, 1992
13.5	Simon Fletcher, 1993
13.5	Simon Fletcher, 1991
13.5	Rulon Jones, 1986
13.0	Alfred Williams, 1996
13.0	Karl Mecklenburg, 1985
13.0	Lyle Alzado, 1974
12.5	Rich Jackson, 1969
12.0	Simon Fletcher, 1989
12.0	Paul Smith, 1971

Game

4	Rich Jackson, at Cincinnati, 10/19/69
4	Dave Costa, at Buffalo, 9/7/70
4	Barney Chavous, at Seattle, 12/21/80
4	Karl Mecklenburg, vs. New Orleans, 9/15/85
4	Karl Mecklenburg, at Pittsburgh, 12/1/85
4	Simon Fletcher, at San Diego, 11/11/90

MOST SACKS BY A ROOKIE

Season

11.5	Rulon Jones, 1980
10.0	Mike Croel, 1991

Game

3	Jones, vs. Oakland, 12/14/80
---	------------------------------

MOST MULTI-SACK GAMES

Career

20	Simon Fletcher
16	Barney Chavous
15	Paul Smith
13	Lyle Alzado
11	Rulon Jones
11	Karl Mecklenburg
10	Rich Jackson
9	Dave Costa
8	Tom Jackson
6	Alfred Williams

MOST CONSECUTIVE GAMES WITH A SACK

10	Fletcher (games 10-16 '92; 1-3 '93)
10	Fletcher (games 9-16, 1991)
7	Alzado (games 9-14 '74; gm. 1 '75)
6	Chavous (games 7-12, '74)
6	Jones (games 4-9, '85)
6	Jones (games 3-8, '86)

SCORING

MOST TOUCHDOWNS SCORED

Career

61	Terrell Davis, 1995-98
54	Floyd Little, 1967-75
48	Sammy Winder, 1982-90
45	Haven Moses, 1972-81
44	Shannon Sharpe, 1990-98
44	Riley Odums, 1972-83
44	Lionel Taylor, 1960-66
37	Vance Johnson, 1985-93, 1995
36	Steve Watson, 1979-87
35	Rick Upchurch, 1975-83
34	John Elway, 1983-98

Season

23	Terrell Davis, 1998
15	Terrell Davis, 1997
15	Terrell Davis, 1996
14	Anthony Miller, 1995
14	Sammy Winder, 1986
13	Steve Watson, 1981
13	Floyd Little, 1973
13	Floyd Little, 1972
12	Rod Smith, 1997
12	Otis Armstrong, 1974
12	Lionel Taylor, 1960

INDIVIDUAL RECORDS — SCORING

MOST TOUCHDOWNS SCORED, CONT.

Game	
3	22 times (last by Davis, vs. K.C., 12/6/98)

MOST TDs SCORED BY A ROOKIE

Season	
12	Lionel Taylor, 1960 (12 pass)
10	Jon Keyworth, 1974 (10 rush)
8	Terrell Davis, 1995 (7 rush, 1 pass)
8	Bobby Humphrey, 1989, (7 r, 1 p)

Game	
3	Davis, vs. Washington, 9/17/95 (2 r, 1 p)
3	Taylor, vs. Buffalo, 11/27/60 (3 pass)

MOST CONSEC. GAMES SCORING, NON-KICKER

8	Davis, 1998
6	Taylor, 1960-61; Denson, '69; Little '72, V. Johnson, '87, Davis, '97-98

MOST POINTS SCORED

Career	
742	Jim Turner, 1971-79
730	Jason Elam, 1993-98
655	Rich Karlis, 1982-88
429	David Treadwell, 1989-92
408	Gene Mingo, 1960-64
372	Terrell Davis, 1995-98
324	Floyd Little, 1967-75
288	Sammy Winder, 1982-90
270	Haven Moses, 1972-81
264	Riley Odums, 1972-81
264	Lionel Taylor, 1960-66

Season	
138	Terrell Davis, 1998
137	Gene Mingo, 1962
132	Jason Elam, 1995
127	Jason Elam, 1998
124	Jason Elam, 1997
123	Gene Mingo, 1960
120	David Treadwell, 1989
119	Jason Elam, 1994
119	Jason Elam, 1993
112	David Treadwell, 1991

Game	
21	Mingo, at L.A., 12/10/60
20	Scarpitto, at Buffalo, 12/18/66
20	Mingo, vs. San Diego, 10/6/63
19	Mingo, vs. Oakland, 10/5/62
18	26 times (last, Davis, vs. K.C., 12/6/98)

MOST POINTS SCORED BY A ROOKIE

Season	
123	Gene Mingo, 1960
120	David Treadwell, 1989
119	Jason Elam, 1993

Game	
21	Mingo, at L.A. Chargers, 12/10/60

MOST PAT ATTEMPTS

Career	
304	Jim Turner, 1971-79
260	Jason Elam, 1993-98
253	Rich Karlis, 1982-88
136	David Treadwell, 1989-92
126	Gene Mingo, 1960-64
95	Bobby Howfield, 1968-70
70	Fred Steinfort, 1979-81

Season

58	Jason Elam, 1998
46	Jason Elam, 1997
46	Jason Elam, 1996
45	Rich Karlis, 1986
44	Rich Karlis, 1985
42	Jason Elam, 1993
41	Rich Karlis, 1984
40	David Treadwell, 1989
40	Jim Turner, 1973
39	Jason Elam, 1995
39	Jim Turner, 1976

Game

6	Elam, vs. Dallas, 9/13/98
6	Elam, vs. Baltimore, 10/20/96
6	Treadwell, vs. Cincinnati, 9/1/91
6	Karlis, vs. Minnesota, 11/18/84
6	Steinfort, vs. San Diego, 9/27/81
6	Turner, (6 times: vs. New England, 11/11/79, vs. Tampa Bay, 11/7/76, vs. Cleveland, 9/26/76, vs. N.Y. Jets, 9/19/76, at Houston, 10/14/73, vs. New England, 12/17/72)
5	21 times (last by Elam, vs. Phil., 10/4/98)

MOST PATS MADE

Career	
283	Jim Turner, 1971-79
259	Jason Elam, 1993-98
244	Rich Karlis, 1982-88
132	David Treadwell, 1989-92
120	Gene Mingo, 1960-64

Season

58	Jason Elam, 1998
46	Jason Elam, 1997
46	Jason Elam, 1996
44	Rich Karlis, 1986
41	Jason Elam, 1993
41	Rich Karlis, 1985
40	Jim Turner, 1973
39	Jason Elam, 1995
39	David Treadwell, 1989
38	Rich Karlis, 1984

Game

6	Elam, vs. Dallas, 9/13/98
6	Elam, vs. Baltimore, 10/20/96
6	Treadwell, vs. Cincinnati, 9/1/91
6	Karlis, vs. Minnesota, 11/18/84
6	Steinfort, vs. San Diego, 9/27/81
6	Turner, New England, 11/11/79
6	Turner, vs. Tampa Bay, 11/7/76
6	Turner, at Houston, 10/14/73
6	Turner, vs. New England, 12/17/72
5	9 times (last by Elam, vs. Phil., 10/4/98)

MOST PATS MADE BY A ROOKIE

Season	
41	Jason Elam, 1993 (42 attempts)
39	David Treadwell, 1989 (40 att.)
33	Gene Mingo, 1960 (36 att.)

BEST PAT PERCENTAGE

Career (min. 20 attempts)	
.996	Jason Elam, 1993-98
.983	Gary Kroner, 1965-67
.979	Bobby Howfield, 1968-70
.971	David Treadwell, 1989-92
.971	Fred Steinfort, 1979-81
.961	Rich Karlis, 1982-88

.952	Gene Mingo, 1960-64
.931	Jim Turner, 1971-79

* - NFL Record

Season (min. 14 attempts)

1.000	13 times, last by Jason Elam, 1998 (58 of 58)
-------	---

MOST CONSECUTIVE PATS MADE

235	Jason Elam (9th gm. in '93-current)
82	Rich Karlis (5th gm. '86-9th '88)
82	Jim Turner (1st gm. '71-9th '73)

MOST FIELD GOALS ATTEMPTED

Career	
233	Jim Turner, 1971-79
201	Jason Elam, 1993-98
193	Rich Karlis, 1982-88
127	David Treadwell, 1989-92
119	Gene Mingo, 1960-64
79	Bobby Howfield, 1968-70
64	Fred Steinfort, 1979-81
56	Gary Kroner, 1965-67

Season

39	Gene Mingo, 1962
38	Jason Elam, 1995
38	Rich Karlis, 1985
38	Jim Turner, 1971
37	Jason Elam, 1994
36	Jason Elam, 1997
36	David Treadwell, 1991
36	Rich Karlis, 1988
35	Jason Elam, 1993
34	David Treadwell, 1990 / Fred Steinfort, 1980

Game

7	Karlis, at San Diego, 10/2/88
7	Mingo, vs. San Diego, 10/6/63
6	Elam, at Kansas City, 11/16/97
6	Elam, vs. Buffalo, 9/3/95
6	Steinfort, vs. Oakland, 9/6/81
6	Kroner, vs. Houston, 10/2/66
6	Guesman, vs. Oakland, 11/29/64
5	15 times (last by Elam, vs. Cin., 11/27/94)

MOST FIELD GOALS MADE

Career	
157	Jason Elam, 1993-98
151	Jim Turner, 1971-79
137	Rich Karlis, 1982-88
99	David Treadwell, 1989-92
72	Gene Mingo, 1960-64
43	Fred Steinfort, 1979-81
40	Bobby Howfield, 168-70
29	Gary Kroner, 1965-67

Season

31	Jason Elam, 1995
30	Jason Elam, 1994
27	David Treadwell, 1991
27	David Treadwell, 1989
27	Gene Mingo, 1962
26	Jason Elam, 1997
26	Jason Elam, 1993
26	Fred Steinfort, 1980
25	David Treadwell, 1990 / Jim Turner, 1971

Game

5	Elam, at Kansas City, 11/16/97
5	Elam, vs. Buffalo, 9/3/95
5	Karlis, vs. Seattle, 11/20/83

INDIVIDUAL RECORDS — SCORING

5	Mingo, vs. San Diego, 10/6/63
4	17 times, last by Elam, vs. K.C., 8/31/97

MOST FIELD GOALS MADE BY A ROOKIE

Season	
27	David Treadwell, 1989
26	Jason Elam, 1993
18	Gene Mingo, 1960

Game

4	Elam, at N.Y. Jets, 9/5/93
4	Treadwell, at Buffalo, 9/18/89

BEST FIELD GOAL PERCENTAGE

Career (min. 20 attempts)	
.781	Jason Elam, 1993-98
.780	David Treadwell, 1989-92
.710	Rich Karlis, 1982-88
.672	Fred Steinfort, 1979-81
.648	Jim Turner, 1971-79
.605	Gene Mingo, 1960-64
.518	Gary Kroner, 1965-67
.506	Bobby Howfield, 1968-70

Season (min. 10 attempts)

.852	Jason Elam, 1998 (23 of 27)
.846	Rich Karlis, 1982 (11 of 13)
.840	Rich Karlis, 1983 (21 of 25)
.833	David Treadwell, 1992 (20 of 24)
.818	David Treadwell, 1989 (27 of 33)
.816	Jason Elam, 1995 (31 of 38)
.811	Jason Elam, 1994 (30 of 37)
.765	Fred Steinfort, 1980 (26 of 34)
.750	Jason Elam, 1996 (21 of 28)
.750	David Treadwell, 1991 (27 of 36)
.750	Rich Karlis, 1984 (21 of 28)

LONGEST FIELD GOALS

63*	Elam, vs. Jacksonville, 10/25/98
57	Steinfort, vs. Washington, 10/13/80
56	Elam, at Houston, 11/26/95
55	Steinfort, at Seattle, 12/21/80
55	Steinfort, vs. Dallas, 9/14/80
54	Elam, at San Diego, 10/23/94
54	Elam, vs. San Diego, 9/12/93
53	11 times (Elam, vs. Kansas City, 8/31/97; Elam, vs. Arizona, 11/5/95; Elam, vs. Minnesota, 11/14/93; Elam, vs. Kansas City, 12/12/93; Steinfort, at Seattle, 12/21/80; Turner, vs. Oakland, 11/2/75; Turner, vs. Cleveland, 10/19/75; Howfield, vs. San Diego, 12/13/70; Mingo, vs. San Diego, 9/7/62; Howfield, vs. San Diego, 12/13/70; Mingo, vs. San Diego, 9/7/62)

* - NFL record

MOST CONSECUTIVE GAMES WITH A FIELD GOAL

15	Rich Karlis (13th in '84 - 11th in '85)
12	David Treadwell (7th in '91 - 1st in '92)

MOST CONSECUTIVE FIELD GOALS MADE

19	Jason Elam (last 1 in '97 & first 18 in '98)
13	Rich Karlis (last 4 in '84 - first 9 in '85)
11	Jason Elam (last 8 in '94 - first 3 in '95)
11	David Treadwell (13th - 23rd in '89)
11	David Treadwell (first 11 in '89)

MOST CONSECUTIVE GAMES SCORING

95	Jason Elam, 1993-current
69	Rich Karlis, 1984-88

TEAM RECORDS — GENERAL

CHAMPIONSHIPS

SUPER BOWL

- 2 1997, 1998 (XXXII and XXXIII)

AMERICAN FOOTBALL CONFERENCE

- 6 1977, 1986, 1987, 1989, 1997, 1998

AFC WESTERN DIVISION

- 9 1977, 1978, 1984, 1986, 1987, 1989, 1991, 1996, 1998

PLAYOFF BERTHS

- 13 1977, 1978, 1979, 1983, 1984, 1986, 1987, 1989, 1991, 1993, 1996, 1997, 1998

STREAKS

MOST WINS, ONE SEASON

- 14 1998
13 1996
13 1984
12 1997
12 1991
12 1977
11 1989
11 1986
11 1985
10 1987
10 1981
10 1979
10 1978

MOST CONSECUTIVE WINS

- 14 1997-98 (last one of '97, first 13 of '98)
10 1984 (games 3-12)
9 1996 (games 5-13)
8 1985-1986 (last two '85, first 6 '86)
8 1976-1977 (last two '76, first 6 '77)
6 1997 (games 1-6)
6 1991-92 (last four '91, first 2 '92)
6 1977 (games 1-6)

MOST CONSECUTIVE GAMES WITHOUT A LOSS

- 14 1997-98 (last one of '97, first 13 of '98)
10 1984
9 1996
8 1985-1986 (last two of '85, first six of '86)
8 1976-1977 (last two of '76, first six of '77)
7 1973
6 1997
6 1991-92 (last four of '91, first two of '92)
6 1977

MOST CONSECUTIVE HOME WINS

- 24 9/1/96 through 12/27/98 (current)
12 10/16/83 through 11/18/84
9 10/16/88 through 10/15/89
8 12/1/91 through 11/15/92
8 9/6/81 through 12/13/81
7 12/16/90 through 11/3/91
6 10/12/87 through 12/27/87
6 11/7/76 through 10/9/77

MOST CONSECUTIVE ROAD WINS

- 7 12/12/76 through 12/4/77
6 9/20/98 through 11/29/98
4 9/29/96 through 11/24/96
3 9/30/62 through 11/4/62
2 many (last 9/7/97 through 9/28/97)

MOST CONSECUTIVE PRESEASON WINS

- 9 8/22/81 through 8/20/83
7 8/14/76 through 8/20/77
4 many (last 8/23/97 through 8/24/98)

MOST CONSECUTIVE PRESEASON HOME WINS

- 6 8/22/81 through 8/20/83
4 thrice (last 7/26/97 through 8/24/98) current

MOST CONSEC. PRESEASON ROAD WINS

- 3 many (last 8/15/87 through 8/3/88)

MOST CONSECUTIVE POSTSEASON HOME WINS

- 6 (1/4/87 through 1/4/92)

MOST CONSECUTIVE LOSSES

- 11 1963-1964
9 1967

MOST CONSECUTIVE GAMES WITHOUT WIN

- 14 1963-1964
9 1967

MOST CONSECUTIVE HOME LOSSES

- 7 9/24/67 through 9/29/68
3 three times (last 11/21/65 through 9/25/66)

MOST CONSECUTIVE ROAD LOSSES

- 12 11/9/63 through 9/11/65
6 three times (last 10/12/92 through 12/27/92)
5 many (last 10/23/88 through 12/11/88)

MOST CONSECUTIVE PRESEASON LOSSES

- 6 twice (last 8/17/68 through 8/16/69)
5 twice (last 8/21/65 through 8/12/66)
4 8/23/63 through 8/14/64

MOST CONSECUTIVE PRESEASON HOME LOSSES

- 4 8/7/65 through 8/28/66
3 8/17/68 through 8/9/69
2 many (last 8/17/68 through 8/23/68)

MOST CONSECUTIVE PRESEASON ROAD LOSSES

- 7 8/25/90 through 8/16/93
6 twice (last 8/30/68 through 8/29/70)
5 twice (last 8/14/71 through 8/19/72)

MOST CONSECUTIVE HOME GAMES W/O WIN

- 7 9/24/67 through 9/29/68
7 11/1/70 through 10/10/71
6 three times (last 11/21/65 through 9/25/66)

MOST CONSECUTIVE ROAD GAMES W/O WIN

- 17 12/2/62 through 9/11/65
6 three times (last 10/12/92 through 12/27/92)
5 many (last 10/23/88 through 12/11/88)

TEAM RECORDS — SCORING

SCORING

MOST POINTS SCORED

- Season
501 1998
472 1997
391 1996
388 1995
380 1985
379 1987
378 1986
373 1993
362 1989
354 1973

Game

- 50 vs. San Diego, 10/6/63
48 vs. Tampa Bay, 11/7/76
48 at Houston, 10/14/73
46 vs. New York Jets, 9/19/76
45 vs. Baltimore, 10/20/96
45 vs. Cincinnati, 9/1/91
45 vs. New England, 11/11/79
45 vs. New England, 12/17/72
45 vs. New York Titans, 11/22/62
44 at Atlanta, 9/22/85
44 vs. Cleveland, 9/26/76
44 vs. Oakland, 10/5/62

LARGEST MARGIN OF VICTORY

- 43 vs. New York Jets, 9/19/76 (46-3)
37 at Phoenix, 12/16/89 (37-0)
37 vs. Oakland, 10/5/62 (44-7)
35 vs. San Diego, 12/21/97 (38-3)
35 vs. New England, 11/11/79 (45-10)
35 vs. Tampa Bay, 11/7/76 (48-13)
34 vs. Carolina, 11/9/97 (34-0)
34 vs. Detroit, 11/1/87 (34-0)
31 vs. Cincinnati, 9/1/91 (45-14)
31 vs. San Diego, 9/11/88 (34-3)
31 vs. Cleveland, 9/26/76 (44-13)

MOST POINTS, ONE HALF

- 38 vs. Seattle, 11/26/89
38 vs. New England, 11/11/79
38 vs. Tampa Bay, 11/7/76
35 vs. Philadelphia, 10/4/98
35 vs. Dallas, 9/13/98
35 vs. Minnesota, 11/18/84
33 vs. San Diego, 10/6/63
32 vs. New York Titans, 11/22/62
31 vs. New York Jets, 9/1/96
31 vs. Kansas City, 11/16/86
31 vs. Boston, 10/23/63

MOST POINTS, ONE QUARTER

- 28 vs. Philadelphia, 10/4/98
26 at New York Jets, 12/3/67
24 vs. Jacksonville, 10/25/98
24 vs. New York Jets, 9/1/96
24 vs. Washington, 9/17/95
24 vs. Seattle, 11/26/89
24 vs. New England, 11/11/79
24 vs. Tampa Bay, 11/7/76
24 vs. San Diego, 10/6/63
24 vs. Buffalo, 11/27/60

MOST TOUCHDOWNS SCORED

- Season
62 1998
55 1997
47 1996
45 1987
45 1986
45 1985
42 1995
42 1993
42 1984
41 1973

Game

- 6 13 times (last vs. Phil., 10/4/98)

MOST FIELD GOALS MADE

- Season
31 1995
30 1994
27 1991
27 1989
27 1962
28 1997
26 1993
26 1980
25 1990
25 1971

Game

- 5 at Kansas City, 11/16/97
5 vs. Buffalo, 9/3/95
5 vs. Seattle, 11/20/83
4 20 times (last vs. Kansas City, 8/31/97)

BEST PERCENTAGE ON PAT ATTEMPTS

- 1.000 1997 (50 of 50)
1.000 1996 (46 of 46)
1.000 1995 (39 of 39)
1.000 1994 (29 of 29)
1.000 1973 (40 of 40)
1.000 1972 (37 of 37)
1.000 1971 (18 of 18)
1.000 1968 (31 of 31)
1.000 1966 (20 of 20)
1.000 1965 (32 of 32)
1.000 1963 (35 of 35)
1.000 1961 (27 of 27)

FEWEST POINTS SCORED

- Season
148 1982*
196 1966
203 1971
240 1964
251 1961
253 1970
254 1975
255 1968
256 1967
292 1992

*(players' strike; nine-game season)

Game (times Denver shutout: 9)

- 0 at L.A. Raiders (24-0) 11/22/92
0 at Philadelphia (30-0) 9/20/92
0 at New Orleans (42-0) 11/20/88
0 at Chicago (27-0) 9/9/84
0 at San Diego (23-0) 10/8/78
0 at San Diego (17-0) 12/15/74
0 at Kansas City (16-0) 12/6/70
0 at Oakland (51-0) 9/10/67
0 at San Diego (37-0) 10/29/61

TEAM RECORDS — OFFENSE

TOTAL OFFENSE

MOST TOTAL PLAYS

Season

1,152	1985
1,092	1996
1,077	1988
1,071	1989
1,070	1987
1,068	1997
1,060	1993
1,062	1981
1,057	1994

Game

95	at Green Bay (Milw.), 9/20/87
88	at Seattle, 10/29/78 (OT)
86	at Chicago, 12/12/76
86	vs. San Diego, 11/30/75
84	vs. Oakland, 10/16/95
84	at Kansas City 12/4/94
84	at L.A. Raiders, 10/28/84 (OT)
84	vs. Boston, 12/3/61
83	at Phoenix, 12/16/89
83	at Seattle, 12/8/79
83	at Houston, 12/20/64
83	at Houston, 11/20/60

MOST YARDS TOTAL OFFENSE

Season

6,092	1998
6,040	1995
5,872	1997
5,791	1996
5,624	1987
5,506	1988
5,496	1985
5,487	1994
5,461	1993
5,426	1981

Game

548	vs. Baltimore, 10/20/96
543	vs. New York Jets, 9/19/76
532	vs. Kansas City, 11/18/74
522	at San Diego, 11/29/87
515	vs. Dallas, 9/13/98
511	vs. Seattle, 12/27/98
507	vs. Oakland, 12/14/80
505	vs. San Diego, 9/7/62
504	vs. Seattle, 9/13/87
492	vs. Houston, 11/6/60

HIGHEST AVERAGE GAIN PER PLAY

Season

5.85	1998
5.70	1995
5.50	1997
5.38	1972
5.30	1996
5.26	1987
5.21	1974
5.20	1962
5.15	1993
5.11	1988

Game

9.53	vs. Dallas, 9/13/98
8.56	vs. San Diego, 9/7/62

8.21	at Houston, 10/14/73
7.77	vs. New England, 12/17/72
7.73	vs. Kansas City, 9/21/75
7.66	vs. Arizona, 11/5/95
7.64	at Oakland, 10/22/72
7.56	vs. Kansas City, 12/6/98
7.54	vs. New York Jets, 9/19/76
7.51	vs. Baltimore, 10/20/96

FEWEST YARDS TOTAL OFFENSE

Season

2,837	1982*
3,168	1966
3,332	1964
3,811	1961
3,827	1970
3,906	1977
3,971	1968
3,995	1963
4,136	1976
4,158	1971

*(players' strike; nine-game season)

Game

-5	at Oakland, 9/10/67
26	at Houston, 9/3/66
82	at Philadelphia, 9/20/92
117	vs. Buffalo, 12/13/64
128	at Washington, 10/12/92
130	at Chicago, 9/9/84
132	vs. Boston, 10/4/64
139	at Pittsburgh, 9/4/83
148	at Kansas City, 12/6/70
152	vs. Oakland, 9/3/78

RUSHING

MOST RUSHES

Season

601	1978
554	1989
525	1998
525	1996
524	1979
523	1977
520	1997
515	1981
512	1971
510	1987

Game

60	vs. San Diego, 11/30/75
59	at Kansas City, 9/24/78
59	at Chicago, 12/12/76
57	at Seattle, 10/29/78 (OT)
57	at Cleveland, 10/24/71
55	vs. San Diego, 10/17/71
53	at Kansas City, 11/20/77
50	at New York Jets, 10/28/73
49	vs. L.A. Raiders, 9/30/84
49	vs. Philadelphia, 12/14/75

MOST YARDS RUSHING

Season

2,468	1998
2,451	1978
2,378	1997
2,362	1996

TEAM RECORDS — OFFENSE

2,157	1974
2,093	1971
2,092	1989
2,076	1984
2,043	1977
2,040	1979

Game

356	at Chicago, 12/12/76
328	vs. San Diego, 11/30/75
292	at Oakland, 11/24/74
280	at Cleveland, 10/24/71
278	at Seattle, 10/29/78 (OT)
272	at Cincinnati, 10/19/69
253	at Houston, 10/9/83
251	vs. New York Jets, 9/19/76
249	at Kansas City, 4/20/77
243	vs. Houston, 12/8/74

BEST AVERAGE GAIN PER RUSH

Season

4.70	1998
4.57	1997
4.53	1995
4.50	1996, 1972
4.44	1974
4.15	1971
4.13	1970
4.09	1984
4.09	1971

Game (min. 10 rushes)

7.66	vs. Cincinnati, 9/21/97
7.17	vs. San Diego 9/4/94
6.83	at San Diego, 11/30/97
6.74	vs. Dallas, 9/13/98
6.68	vs. Dallas, 10/30/60
6.64	vs. Houston, 9/17/72
6.60	at Philadelphia, 11/12/95
6.59	vs. Buffalo, 11/19/61
6.55	at Indianapolis, 10/31/88
6.53	vs. Baltimore, 10/20/96

MOST RUSHING TOUCHDOWNS

Season

26	1998
20	1996, 1985, 1974
19	1994, 1990
18	1997, 1987
17	1986, 1972, 1970

Game

4	vs. Dallas, 9/13/98
4	vs. Houston, 12/8/74
4	vs. Cincinnati, 9/16/73
3	many times (last vs. Kansas City, 12/6/98)

FEWEST YARDS RUSHING

Season

1,018	1982*
1,104	1961
1,173	1966
1,195	1960
1,265	1967
1,298	1962
1,311	1964
1,470	1994
1,500	1992
1,508	1963

*(players' strike; nine-game season)

Game

13	at Oakland, 10/22/72
----	----------------------

20	at Dallas, 12/10/61
26	at Washington, 10/12/92
27	at Buffalo, 9/15/62
28	vs. New England, 11/4/84
28	vs. Kansas City, 10/23/66
29	vs. Oakland, 11/28/63
33	at Los Angeles Raiders, 9/8/91
33	at Houston, 12/2/62
34	at San Diego, 11/23/69

PASSING

MOST PASS ATTEMPTS

Season

626	1994
617	1985
594	1995
581	1988
568	1961
559	1962
553	1993
549	1986
536	1996
530	1987

Game

59	at Green Bay, 10/10/93
56	at Los Angeles Raiders, 12/26/82
56	at Buffalo, 9/15/62
56	at Boston, 9/21/62
55	at Houston, 12/20/64
54	at New York Titans, 9/24/61
54	vs. Houston, 11/6/60

MOST COMPLETIONS

Season

388	1994
350	1995
350	1993
329	1985
327	1996
324	1988
306	1986
305	1990
292	1962
290	1998

Game

36	vs. San Diego 9/4/94
35	at Houston, 12/20/64
33	at Green Bay, 10/10/93
32	vs. San Diego, 10/6/96
32	vs. Kansas City, 11/18/74
31	vs. Houston, 11/6/60
30	vs. Washington, 9/17/95
30	vs. Minnesota, 11/14/93
30	vs. Seattle, 9/23/90
30	at Green Bay (at Milwaukee), 9/20/87

BEST COMPLETION PERCENTAGE

Season

.633	1993
.620	1994
.610	1996
.596	1981
.591	1998
.579	1990
.589	1995
.582	1982
.561	1980
.559	1997
.559	1974

TEAM RECORDS — OFFENSE

BEST COMPLETION PERCENTAGE, CONT.

Game (min. 10 attempts)

.917	at L.A. Raiders, 11/2/86 (11 of 12)
.875	vs. San Diego, 9/27/81 (21 of 24)
.870	vs. K. City, 12/10/78 (20 of 23)
.826	at San Fran., 12/17/94 (19 of 23)
.818	at Kansas City, 12/4/94 (18 of 22)
.783	vs. San Diego, 9/4/94 (36 of 46)
.783	vs. Minnesota, 11/18/84 (18 of 23)
.780	vs. San Diego, 10/6/96 (32 of 41)
.773	vs. Arizona, 11/5/95 (17 of 22)
.773	vs. Houston, 11/2/80 (17 of 22)
.765	vs. Cincinnati, 12/14/69 (13 of 17)

MOST YARDS PASSING (NET YARDS)

Season

4,045	1995
4,017	1994
3,768	1993
3,704	1997
3,691	1988
3,654	1987
3,645	1985
3,624	1998
3,538	1986
3,531	1981

Game

459	vs. Kansas City, 11/18/74
431	vs. Oakland, 12/14/80
428	at Buffalo, 9/15/62
396	at Oakland, 10/22/72
385	at Seattle, 12/20/85
384	vs. San Diego, 9/7/62
383	vs. Kansas City, 12/6/98
382	vs. Atlanta 11/20/94
373	at Boston, 9/21/62
371	vs. San Diego 9/4/94
371	vs. Houston, 11/6/60

FEWEST YARDS PASSING (NET YARDS)

Season

1,682	1967
1,995	1966
1,819	1982*
2,021	1964
2,025	1970
2,065	1971
2,204	1976
2,328	1974
2,357	1968
2,378	1978

*(players' strike; nine-game season)

Game

-53	at Oakland, 9/10/67
-7	at Houston, 9/3/66
1	at Pittsburgh, 9/4/83
6	vs. New York, 11/15/64
8	vs. Oakland, 9/3/78
8	vs. San Diego, 11/30/75
18	at New York, 12/3/67
20	at Houston, 11/14/65
30	at Philadelphia, 9/20/92
33	vs. San Diego, 10/7/79

MOST TOUCHDOWN PASSES THROWN

Season

32	1998
27	1997
27	1995
27	1993
27	1981
26	1996
24	1988
24	1987
24	1960
23	1985
23	1969
23	1963

Game

5	vs. Minnesota, 11/18/84
5	vs. Buffalo, 10/28/62
4	19 times (last vs. Seattle, 12/27/98)

MOST INTERCEPTIONS THROWN

Season

45	1961
40	1962
35	1960
34	1975

Game

8	at Houston, 12/2/62
6	vs. San Diego, 9/21/80
6	vs. San Diego, 11/30/75
6	at San Diego, 9/24/72
6	vs. Buffalo, 11/19/61
6	at Houston, 11/26/61
6	at Green Bay (at Milwaukee), 9/26/71
5	15 times (last vs. Kansas City 12/14/85)

BEST INTERCEPTION AVOIDANCE PERCENTAGE

Season

.018	1993
.021	1997
.021	1994
.024	1995
.029	1998
.029	1986
.032	1996
.034	1990
.036	1987
.036	1984

Game

.000	many times
------	------------

HIGHEST AVERAGE GAIN PER ATTEMPT

Season

8.23	1981
8.09	1974
7.76	1998
7.34	1993
7.31	1987
7.22	1997
7.21	1991
7.21	1979
7.21	1977
7.17	1995

TEAM RECORDS — OFFENSE

HIGHEST AVERAGE GAIN PER COMPLETION

Season

14.94	1976
14.56	1984
14.46	1974
14.18	1963
14.16	1966
13.90	1977
13.81	1981
13.81	1975
13.81	1973
13.65	1983

FEWEST TIMES DENVER PASSER SACKED

Season

22	1971
24	1982*
24	1965
25	1998
26	1995
27	1973

*(players' strike; nine-game season)

Game

0	many times
---	------------

MOST TIMES DENVER PASSER SACKED

Season

63	1963
61	1981
61	1964
58	1967
55	1994
55	1983
52	1992
51	1969
50	1977
48	1978
48	1976

Game

11	vs. Oakland, 11/5/67
11	vs. Buffalo, 12/13/64
10	at Oakland, 10/31/76
10	at Oakland, 12/8/75
9	at Chicago, 10/2/83
8	vs. Oakland, 10/30/77
8	vs. Boston, 10/4/64
8	vs. Kansas City, 10/1/72

MOST YARDAGE LOST ON SACKS

Season

590	1963
520	1964
508	1967

Game

95	vs. Oakland, 11/5/67
84	vs. Buffalo, 12/13/64
78	vs. Kansas City, 12/14/68
78	vs. Boston, 9/29/63
77	at Boston, 9/21/62
47	at Cincinnati, 9/20/96
46	at L.A. Raiders, 12/3/89
46	at Cleveland, 10/24/71
44	at Boston, 9/24/65
44	vs. Boston, 9/29/63

FIRST DOWNS

MOST FIRST DOWNS

Season

347	1998
346	1994
344	1995
340	1997
339	1985
338	1988
336	1996
331	1987
327	1993
323	1990

Game

34	vs. Kansas City, 11/18/74
31	vs. Seattle, 12/1/96
31	at San Diego, 11/29/87
31	vs. Houston, 10/6/85
31	vs. New York Jets, 9/19/76
30	at Oakland, 12/24/95
30	vs. San Diego, 9/4/94
29	vs. Cleveland, 10/30/94
29	at Green Bay (at Milwaukee), 9/20/87
29	vs. New York Jets, 11/16/80

MOST FIRST DOWNS RUSHING

Season

138	1997
135	1998
134	1996
132	1987
130	1979
129	1978
126	1990
125	1989
121	1984
120	1974

Game

19	at Chicago, 12/12/76
19	vs. San Diego, 11/30/75
17	at Seattle, 10/29/78 (OT)
16	at Kansas City, 10/27/85
16	vs. New York Giants, 10/26/80
16	at Kansas City, 9/24/78
16	at Boston, 9/24/65
15	vs. New England, 10/6/97
15	vs. Detroit, 11/1/87
15	at Detroit, 11/28/74
15	at Oakland, 11/24/74

MOST FIRST DOWNS PASSING

Season

205	1995
202	1994
196	1988
192	1985
187	1993
186	1998
184	1986
181	1981
180	1996
177	1962

TEAM RECORDS — OFFENSE / SPECIAL TEAMS

MOST FIRST DOWNS PASSING, CONT.

Game	
25	vs. Kansas City, 11/24/74
23	at Houston, 12/20/64
22	vs. Oakland, 12/14/80
20	at Buffalo, 9/15/62
19	at Seattle, 12/20/85
19	at Los Angeles Raiders, 12/26/82
19	vs. San Diego, 9/27/81
18	vs. Seattle, 12/27/98
18	at Oakland, 12/24/95
18	vs. San Diego, 9/4/94
18	vs. Seattle, 9/23/90
18	vs. New England, 11/4/84
18	vs. Baltimore, 9/20/81
18	at San Diego, 11/23/69
18	vs. Houston, 11/6/60

MOST FIRST DOWNS BY PENALTY

Season	
43	1994
41	1986
38	1983
36	1988
35	1993
34	1985
34	1981
30	1997
28	1978
27	1990
27	1979
27	1965

Game	
11	vs. Houston, 10/6/85
7	at Kansas City, 11/16/98
7	vs. Los Angeles Raiders, 9/7/86
6	at Kansas City, 11/16/97
6	vs. Houston, 9/7/64
5	14 times (most recently at Oak., 9/20/98)

FEWEST FIRST DOWNS

Season	
170	1982*
171	1966
172	1967
211	1964
217	1971
217	1970
217	1968
219	1961
223	1977
230	1963

*(players' strike; nine-game season)

Game	
0	at Houston, 9/3/66
3	at Oakland, 9/10/67
4	at Philadelphia, 9/20/92
7	at Washington, 10/12/92
7	at Kansas City, 12/6/70
7	vs. Buffalo, 12/13/64
8	at Chicago, 9/9/84
8	at New England, 10/29/80
8	at Oakland, 10/16/77
8	at Houston, 10/10/76
8	vs. Houston, 11/16/69

PUNTING

MOST PUNTS

Season	
105	1967
96	1984
96	1978
96	1969
95	1985
91	1977
89	1979
87	1983
87	1970
86	1981

Game

12	at Buffalo, 10/25/81
12	vs. Cincinnati, 10/6/68
12	at Oakland, 9/10/67
11	vs. Seattle, 10/20/85
11	at Seattle, 11/30/92
10	seven times (most recently at Balt., 9/11/83)

FEWEST PUNTS

Season

45	1982*
54	1995
59	1962
60	1997
60	1990
60	1972
63	1975
65	1996
65	1987
67	1998

*(players' strike; nine-game season)

Game

0	at Minnesota, 11/4/90
0	vs. Dallas, 10/8/61
1	7 times (last at San Diego, 11/30/97)

BEST PUNTING AVERAGE

Season

46.2	1998
45.2	1966
45.1	1973
45.0	1982
44.9	1967
44.4	1993
44.3	1963
43.9	1980
43.8	1988
43.6	1992

Game (min. 4 punts)

57.2	vs. Los Angeles Raiders, 9/26/88
56.6	vs. Seattle, 11/24/84
55.8	vs. San Diego, 12/16/90
55.0	at New England, 10/27/91
54.4	at Oakland, 9/20/98
53.8	vs. San Diego, 10/22/67
53.5	vs. New York Jets, 11/17/63
52.5	at San Diego, 12/22/63
52.5	vs. Kansas City, 10/11/64
51.5	vs. Kansas City, 12/29/87
51.5	at San Diego, 12/9/73

TEAM RECORDS — SPECIAL TEAMS

LOWEST PUNTING AVERAGE

35.1	1976
36.4	1978
37.3	1960
39.2	1977
39.4	1961
39.7	1986
39.9	1989
39.9	1987
39.9	1979
39.9	1975

BEST NET PUNTING AVERAGE

Season (category started in 1976)

38.5	1990
38.1	1997
37.9	1988
37.8	1982
37.7	1992
37.6	1998
37.3	1995
37.1	1994
37.1	1993
36.4	1991

Game (min. 4 punts)

52.8	vs. Los Angeles Raiders, 9/26/88
52.3	at Houston, 12/4/77
48.3	vs. San Francisco, 9/19/82
47.5	at Indianapolis, 10/21/90
47.0	vs. Seattle, 11/25/84
46.0	vs. San Diego, 11/9/86
45.8	vs. Pittsburgh, 10/14/90
44.8	at Cleveland, 9/27/92
44.5	vs. San Diego, 9/12/93
44.4	vs. San Diego, 9/13/92

PUNT RETURNS

MOST PUNT RETURNS

Season	
63	1970
58	1977
53	1988
51	1981
51	1978
51	1976
49	1996
48	1987
48	1986
46	1985

Game

8	vs. San Diego, 12/27/87
8	vs. Baltimore, 10/22/78
8	vs. San Diego, 11/30/75
8	at Kansas City, 10/6/74
8	at Buffalo, 9/20/70
7	seven times (last vs. Kansas City, 10/27/96)

MOST PUNT RETURN YARDS

Season	
712	1977
640	1976
583	1996
582	1978
556	1970
555	1997
552	1986

486	1987
474	1974
470	1975

Game

168	vs. Carolina, 11/9/97
167	vs. Pittsburgh, 11/6/77
150	vs. San Diego, 12/27/88
128	San Francisco, 9/19/82
126	at New York Jets, 12/3/67
125	vs. Cleveland, 9/26/76
121	vs. St. Louis Rams, 9/14/97
121	at Buffalo, 9/20/70
116	at Houston, 11/14/65
113	vs. New York Jets, 11/17/63

BEST PUNT RETURN AVERAGE

14.5	1982
13.5	1967
12.9	1963
12.5	1976
12.3	1977
12.2	1969
11.9	1996
11.5	1995
11.5	1986
11.5	1975

KICKOFF RETURNS

MOST KICKOFF RETURNS

Season

78	1963
76	1974
75	1994

Game

10	at Indianapolis, 10/31/88
10	vs. Boston, 10/4/64
10	at San Diego, 12/22/63
9	at Kansas City, 12/18/83
9	at Boston, 10/18/63
9	vs. Kansas City, 9/7/63

BEST KICKOFF RETURN AVERAGE

26.9	1966
25.3	1967
24.5	1975
24.4	1965
24.2	1998
23.9	1996
23.6	1969
23.4	1976
23.2	1995

MOST KICKOFF RETURN YARDS

Season

1,801	1963
1,758	1964
1,731	1965

Game

295	vs. Boston, 10/4/64
289	vs. Kansas City, 9/7/63
238	at Kansas City, 10/8/63
219	at Indianapolis, 10/31/88
217	at San Diego, 10/29/61
215	at Houston, 9/3/66
215	at San Diego, 10/29/61

TEAM RECORDS — MISCELLANEOUS

FUMBLES

MOST FUMBLES

Season
40 1961
36 1984
36 1966
35 1979
34 1988
34 1983
34 1963
Game
6 vs. Philadelphia, 11/29/89
6 vs. Cleveland, 10/19/75
6 at Boston Patriots, 11/6/66
6 vs. L.A. Chargers, 10/16/60
5 12 times (last vs. Oakland, 10/16/95)

MOST FUMBLES LOST

Season
23 1961
19 1983
18 1994
18 1993
18 1981
18 1979
17 1987
17 1984
17 1982
17 1978
17 1966
17 1960

Game
5 vs. Cleveland, 10/19/75
5 vs. Chicago, 9/30/73
4 at Indianapolis, 10/31/88
4 vs. San Diego, 9/12/82
4 vs. Kansas City, 12/7/80
4 at Minnesota, 9/11/78
4 vs. Kansas City, 10/10/65
4 at San Diego, 12/22/63
4 at Boston, 9/16/61
4 at Boston, 10/23/60

FEWEST FUMBLES

Season
15 1969
16 1995
17 1998
21 1973
23 1976
23 1974
23 1970
23 1967
24 1986
24 1985
24 1982*
24 1971

*(players' strike; nine-game season)

Game
0 many times

FEWEST FUMBLES LOST

Season
6 1998
8 1985
8 1964
9 1969
9 1973
10 1997
11 1972
12 1989
12 1988
12 1976

Game
0 many times

PENALTIES

MOST PENALTIES

Season
132 1978
116 1997
116 1979
115 1998
112 1993
109 1996
109 1995
108 1990
105 1976
104 1986

Game
15 vs. Tampa Bay, 11/7/76
14 at Kansas City, 9/20/93
14 vs. Oakland, 10/17/76
14 at New York Jets, 10/28/73
13 at San Diego, 9/24/95
13 at Green Bay, 10/10/93
13 at Seattle, 11/30/92
12 8 times (last at San Diego, 11/30/97)

MOST YARDS PENALIZED

Season
1,097 1978
1,023 1998
1,006 1997
1,006 1979
986 1976
949 1996
910 1986
899 1980
887 1970
883 1977

Game
160 vs. Tampa Bay, 11/7/76
134 vs. Pittsburgh, 11/6/77
132 at Oakland, 10/17/76
130 vs. New York Titans, 11/22/62
128 at Minnesota, 10/26/87
128 Seattle, 10/8/79
123 New York Jets, 10/28/73
123 at Oakland, 11/9/69
121 at New York Jets, 12/3/67
113 at Buffalo, 10/26/97
112 at Green Bay, 10/10/93

TEAM RECORDS — MISCELLANEOUS / DEFENSE

FEWEST PENALTIES

Season
48 1967
54 1982*
60 1961

*(players' strike; nine-game season)

Game
0 at Chicago, 12/18/93
0 vs. Kansas City, 12/17/67
1 14 (last vs. Seattle, 11/13/94)

FEWEST YARDS PENALIZED

Season
501 1960
512 1967
516 1982*
548 1963

*(players' strike; nine-game season)

Game
0 at Chicago, 12/18/93
0 vs. Kansas City, 12/17/67
0 at Boston, 9/21/62
5 vs. Atlanta, 10/16/88
5 at Kansas City, 10/27/85
5 vs. Kansas City, 9/7/63
5 vs. Boston, 11/11/62
5 vs. Dallas, 10/30/60

GIVEAWAY/TAKEAWAY RATIO (1970-98)

+21 1984
+12 1977
+11 1989
+11 1987
+10 1998
+10 1997
+10 1978
+ 8 1991
+ 7 1983
+ 7 1981
+ 6 1986
+ 5 1985
+ 3 1993
+ 3 1974
+ 1 1971
0 1996
- 1 1976
- 3 1979
- 5 1994
- 5 1988
- 7 1990
- 9 1970
- 9 1995
-10 1980
-12 1972
-13 1992
-16 1975
-17 1982

TOTAL DEFENSE

FEWEST POINTS ALLOWED

Season
148 1977
198 1978
206 1976
226 1989
226 1982*
235 1991

241 1984
262 1979
264 1970
275 1996, '71

*(players' strike; nine-game season)

Game (List of Denver Shutouts)

Denver 34, Carolina 0, 11/9/97
Denver 27, Oakland 0, 10/16/95
Denver 12, at Cleveland 0, 9/27/92
Denver 37, at Phoenix 0, 12/16/89
Denver 12, at San Diego 0, 10/2/88
Denver 24, San Diego 0, 12/27/87
Denver 34, Detroit 0, 11/1/87
Denver 21, Kansas City 0, 10/23/84
Denver 17, at Oakland 0, 10/4/81
Denver 7, San Diego 0, 10/7/79
Denver 10, Cincinnati 0, 9/2/79
Denver 7, St. Louis 0, 9/18/77
Denver 17, at San Diego 0, 11/14/76
Denver 26, San Diego 0, 10/3/76
Denver 27, Cleveland 0, 10/24/71
Denver 13, San Diego 0, 11/2/69

MOST POINTS ALLOWED

Season
473 1963
438 1964
432 1961
409 1967

Game
59 vs. Kansas City, 9/7/63
58 at San Diego, 12/22/63
56 vs. Kansas City, 10/23/66
55 vs. Houston, 11/5/61
55 at San Diego, 10/20/68

FEWEST TOUCHDOWNS ALLOWED

Season
18 1977
21 1978
22 1991
25 1989
25 1982*
25 1976
26 1984
27 1993
28 1970
31 1996, 1979, 1973

*(players' strike; nine-game season)

Game
0 many times

FEWEST FIELD GOALS ALLOWED

Season
8 1977
12 1976
13 1995
13 1961
14 1998
14 1997
14 1987
14 1965
15 1989
15 1981
15 1979
15 1967

Game
0 many times

TEAM RECORDS — DEFENSE

FEWEST TOTAL PLAYS ALLOWED

Season
616 1982*
826 1971
838 1970
847 1963
850 1965
870 1966
871 1966
872 1973
876 1972
899 1961

*(players' strike; nine-game season)

Game

40	vs. San Diego, 10/6/63
42	vs. Green Bay, 12/30/90
42	vs. San Diego, 11/30/75
44	at Boston, 9/24/65
44	vs. Boston, 9/29/63
46	at Oakland, 10/19/97
46	at Los Angeles Raiders, 12/3/89
46	at Cleveland, 10/24/71
47	7 times (last vs. Carolina, 11/9/97)

FEWEST TOTAL YARDS ALLOWED

Season
3,169 1982*
3,705 1970
3,722 1976
3,774 1977
3,819 1971
3,851 1972
4,006 1975
4,235 1973
4,297 1965
4,391 1974

*(players' strike; nine-game season)

Game

60	at Cleveland, 10/24/71
66	vs. Chicago, 12/5/71
70	vs. San Diego, 11/2/69
92	vs. New England, 11/11/79
101	at Phoenix, 12/16/89
110	at Boston, 11/6/66
121	vs. Kansas City, 10/4/70
123	vs. San Diego, 11/30/75
123	at Philadelphia, 10/31/71
125	at Boston, 9/24/65

LOWEST AVERAGE YIELD PER PLAY

Season
4.01 1977
4.14 1976
4.38 1978
4.39 1972
4.42 1970
4.45 1975
4.51 1989
4.62 1971
4.65 1974
4.69 1979, 1961

Game

1.12	vs. Chicago, 12/5/71
1.25	vs. San Diego, 11/2/69
1.30	at Cleveland, 10/24/71

1.61	vs. New England, 11/11/79
2.06	at Phoenix, 12/16/89
2.16	vs. Kansas City, 10/4/70
2.16	at Boston, 11/6/66
2.25	at San Diego, 11/14/76
2.30	vs. Buffalo, 9/25/77

RUSHING DEFENSE

FEWEST RUSHES ALLOWED

Season
293 1982*
345 1996
356 1998
381 1997
384 1965
397 1993
409 1970
411 1991
420 1963
423 1964

*(players' strike; nine-game season)

Game

9	at New England, 11/17/96
10	at San Diego, 12/29/87
10	at San Diego, 10/12/86
11	at New York Jets, 12/3/67
12	vs. Kansas City, 10/27/96
12	at Phoenix, 12/16/89
13	vs. Oakland, 12/15/96
13	vs. Oakland, 10/16/95
13	at San Diego, 10/2/88
14	five times (last vs. Carolina, 11/9/97)

FEWEST RUSHING YARDS ALLOWED

Season
935 1982*
1,287 1998
1,331 1996
1,337 1965
1,351 1970
1,418 1993
1,530 1977
1,580 1989
1,633 1961
1,651 1986

*(players' strike; nine-game season)

Game

0	at Kansas City, 12/19/65
17	at New England, 11/17/96
18	vs. Pittsburgh, 9/27/70
20	at San Diego, 10/2/88
21	vs. Oakland, 10/16/95
22	at Phoenix, 12/16/89
24	vs. Kansas City, 10/27/96
24	at Cleveland, 10/24/71
28	vs. Cincinnati, 12/14/69
30	at Pittsburgh, 9/15/86

LOWEST AVERAGE YIELD PER RUSH

Season
3.19 1982
3.26 1977
3.30 1970
3.37 1979

TEAM RECORDS — DEFENSE

3.45 1976
3.57 1993
3.60 1978
3.62 1998
3.71 1989
3.71 1974

Game

0.00	at Kansas City, 12/19/65
0.64	vs. Pittsburgh, 9/27/70
1.29	at Miami, 12/21/98
1.47	vs. Cincinnati, 12/14/69
1.50	at San Diego, 11/14/76
1.54	at San Diego, 10/2/88
1.60	at Cleveland, 10/24/71
1.62	vs. Oakland, 10/16/95
1.63	at Kansas City, 11/16/98
1.68	vs. Boston, 9/29/68

PASSING DEFENSE

FEWEST PASS ATTEMPTS ALLOWED

Season
307 1982*
348 1975
356 1971
379 1970
386 1960
391 1976
397 1972
397 1966

*(players' strike; nine-game season)

Game

10	at Kansas City, 9/24/78 (OT)
12	at Oakland, 10/19/97
12	at Kansas City, 10/18/81
13	at Minnesota, 11/4/90
14	vs. NY Giants, 11/15/92
14	vs. Oakland, 10/30/77
14	at New England, 11/28/76
14	at Kansas City, 11/27/69
14	at Houston, 11/20/60
15	at Indianapolis, 10/31/88

FEWEST COMPLETIONS ALLOWED

Season
150 1971
172 1982*
181 1975
189 1960
191 1970
192 1966
194 1961

*(players' strike; nine-game season)

Game

2	at Chicago, 12/12/76
5	at Green Bay, 9/26/71
5	vs. Dallas, 10/8/61
6	at Minnesota, 11/4/90
6	at Kansas City, 10/18/81
6	vs. Oakland, 11/20/66
6	vs. Buffalo, 12/13/64
7	10 (last vs. L.A. Raiders, 9/6/92)

LOWEST COMPLETION PCT. ALLOWED

Season

.421 1971
.448 1961
.459 1965
.466 1967
.478 1962

Game

.118	at Chicago, 12/12/76 (2 of 17)
.226	vs. Chicago, 12/5/71 (7 of 31)
.259	at Cleveland, 10/24/71 (7 of 27)
.263	at G.B. (Milw.), 9/26/71 (5 of 19)
.275	vs. Chicago, 9/30/73 (8 of 22)
.281	vs. Seattle, 10/20/85 (9 of 32)
.286	vs. Buffalo, 12/13/64 (6 of 21)
.289	vs. N.Y. Jets, 11/15/64 (11 of 38)
.292	vs. L.A. Raiders, 9/6/92 (7 of 24)
.294	vs. Dallas, 10/8/62 (5 of 17)

FEWEST NET YARDS ALLOWED

Season

1,985 1971
2,026 1976
2,032 1975
2,183 1972
2,234 1982*
2,244 1977
2,354 1970
2,440 1973
2,469 1978
2,515 1960

*(players' strike; nine-game season)

Game

-7	vs. Chicago, 12/5/71
18	at Kansas City, 12/6/70
33	vs. Kansas City, 10/4/70
34	vs. New England, 11/11/79
36	at Cleveland, 10/24/71
39	vs. NY Giants, 11/15/92
39	vs. Dallas, 10/8/61
48	vs. Baltimore, 9/20/81
50	vs. Seattle, 10/26/86
51	at Oakland, 12/1/80

FEWEST TOUCHDOWN PASSES ALLOWED

Season

8 1976
9 1978
11 1979
11 1977
12 1991
13 1989, 1981
14 1982*, 1975, 1974

*(players' strike; nine-game season)

Game

0	many times
---	------------

MOST OPPONENT PASSES INTERCEPTED

Season

32 1964
31 1984
31 1978
28 1987
28 1967
27 1983
27 1962
26 1961

TEAM RECORDS — DEFENSE / SPECIAL TEAMS

MOST OPPONENT PASSES INTERCEPTED, CONT.

Game	
7	at Detroit, 10/7/84
7	at Oakland, 10/16/77
6	vs. Boston, 9/3/67
6	at Houston, 11/14/65
6	vs. New York Jets, 11/15/64
6	at Buffalo, 9/18/60
5	9 times (last at San Diego, 11/29/98)

HIGHEST PCT. OF OPPONENT PASSES INT.

Season	
.073	1964
.071	1978
.070	1960
.063	1962
.061	1987
.061	1967
.061	1976

MOST YARDS ON INTERCEPTION RETURNS

Season	
510	1984
491	1977
483	1962
465	1965
459	1964
457	1976
439	1998
417	1960

Game	
133	at Buffalo, 9/18/60
123	at Oakland, 9/20/98
117	vs. Oakland, 10/5/62
111	vs. San Diego, 12/27/87
111	at Detroit, 10/7/84
110	vs. Kansas City, 10/9/77
108	vs. Dallas, 10/5/86
104	at Houston, 11/14/65
103	vs. New York, 11/15/64
103	at Boston, 11/20/64

MOST SACKS

Season	
57	1984
52	1991
50	1992
50	1970
49	1986
47	1998
47	1989
47	1985
46	1993
45	1969

Game	
10	at Cincinnati, 10/19/69
9	vs. New York Jets, 9/1/96
9	vs. Chicago, 12/5/71
9	vs. Buffalo, 11/19/61
8	vs. Seattle, 12/20/92
8	vs. Seattle, 11/26/89
8	vs. New York, 11/15/64
8	vs. Oakland, 11/29/64
7	8 times (last vs. Jacksonville, 10/25/98)

MOST YARDAGE ON SACKS

Season	
459	1986
456	1970
447	1964
435	1971
430	1984
378	1985
374	1989
363	1969

Game	
95	vs. New York Jets, 11/15/64
86	vs. Seattle, 11/26/89
76	vs. Kansas City, 10/4/70
75	vs. New England, 12/17/72
73	at Cincinnati, 10/19/69
72	at Seattle, 12/21/80
72	at Houston, 10/14/73
71	vs. Jacksonville, 10/25/98
70	vs. Chicago, 12/5/71
70	vs. Atlanta, 10/18/70

LOWEST AVERAGE YIELD PER PASS ATTEMPT

Season	
5.00	1964
5.49	1961
5.52	1972
5.58	1971
5.80	1976
5.94	1962

LOWEST AVG. YIELD PER COMPLETION

Season	
10.60	1976
10.64	1972
10.67	1979
10.71	1987
10.88	1977
10.92	1997
11.02	1978
11.19	1988
11.30	1996
11.54	1998

PUNTING

LOWEST OPPONENT PUNTING AVERAGE

Season	
37.3	1973
39.0	1960
39.4	1982
39.9	1978
40.7	1977
40.8	1961
41.0	1989
41.4	1990
41.4	1964
41.5	1984
41.5	1962
41.5	1967

Game (min. 4 punts)

24.3	at Cincinnati, 11/1/98
30.0	vs. Buffalo, 11/27/60
30.3	at Minnesota, 9/11/78 (OT)
30.4	at Houston, 10/26/69
30.8	at Dallas, 12/10/61
31.0	at Kansas City, 12/18/83

TEAM RECORDS — SPECIAL TEAMS

31.0	vs. San Diego, 11/27/66
31.4	vs. Houston, 11/6/60
31.6	at Buffalo, 12/2/79
31.7	at Seattle, 10/22/89

PUNT RETURNS

LOWEST OPPONENT PUNT RETURN AVG.

Season	
4.81	1978
5.48	1995
6.07	1991
6.13	1968
7.03	1969
7.10	1994
7.23	1990
7.35	1977
7.43	1970
7.45	1960

KICKOFF RETURNS

LOWEST OPPONENT KICKOFF RET. AVG.

Season	
17.14	1961
17.44	1989
17.68	1991
17.76	1993
17.91	1983
19.12	1990
19.15	1987
19.54	1992
19.90	1994
19.90	1988

FUMBLES

MOST OPPONENT FUMBLES RECOVERED

Season	
24	1984
23	1981
22	1989
21	1983
21	1964
20	1963
20	1971
19	1987, 1979, 1962

Game	
6	at Buffalo, 12/2/79
5	at Boston, 11/6/66
5	vs. Buffalo, 12/13/64
5	at Oakland, 10/14/62
4	11 (last at L.A. Raiders, 10/28/84)

MOST TOTAL OPPONENT FUMBLES

Season	
46	1983
44	1984
43	1989
40	1964
37	1975
36	1990
36	1981
36	1970
35	1987
35	1969

Game

7	vs. Green Bay, 10/15/84
7	vs. Seattle, 11/20/83
7	at Oakland, 10/4/81
7	vs. Buffalo, 12/13/64
6	vs. L.A. Raiders, 9/24/89
6	vs. Cincinnati, 11/30/86
6	at L.A. Raiders, 10/28/84
6	vs. Philadelphia, 9/18/83
6	vs. Seattle, 12/13/81
6	at Buffalo, 12/2/79
6	at Boston, 11/6/66
6	vs. San Diego, 11/30/75

FEWEST OPPONENT FUMBLES RECOVERED

Season	
7	1982*
9	1996
10	1991
11	1998
11	1974
12	1985
12	1980
12	1972
12	1968
12	1967

*(players' strike; nine-game season)

Game

0 many times

FIRST DOWNS

FEWEST OPPONENT FIRST DOWNS

Season	
176	1982*
199	1970
206	1971
217	1977
222	1976
233	1961
234	1962
239	1973
242	1991
244	1965

*(players' strike; nine-game season)

Game

3	vs. San Diego, 11/30/75
5	at Chicago, 12/12/76
6	vs. Oakland, 11/20/66
6	at Cleveland, 10/24/71
7	vs. Carolina, 11/9/97
7	at Phoenix, 12/16/89
7	vs. Pittsburgh, 11/5/89
7	vs. Indianapolis, 10/15/89
7	vs. San Diego, 12/27/87
8	5 (last vs. New England, 11/11/79)

FEWEST OPP. RUSHING FIRST DOWNS

Season	
53	1982*
67	1996
67	1970
77	1977
80	1998
81	1991

TEAM RECORDS — DEFENSE / MISCELLANEOUS

FEWEST OPP. RUSHING FIRST DOWNS, CONT.

Season	cont.
83	1997
83	1971
86	1993
87	1965

*(players' strike; nine-game season)

Game

0	vs. Carolina, 11/9/97
0	vs. Kansas City, 10/27/96
0	vs. Oakland, 10/16/95
1	11 times (last at Miami, 12/21/98)

FEWEST OPPONENT PASSING FIRST DOWNS

Season

91	1971
104	1982*
104	1976
106	1975
118	1970
120	1978
121	1973
122	1966
123	1960, 1972, 1977

*(players' strike; nine-game season)

Game

1	vs. San Diego, 11/30/75
1	at Chicago, 12/12/76
2	vs. Dallas, 10/8/61

FEWEST OPP. FIRST DOWNS BY PENALTY

Season

12	1968
13	1993
13	1984
14	1991
14	1989
14	1970
15	1990, 1988, 1962

Game

0	many times
---	------------

PENALTIES

MOST OPPONENT PENALTIES

Season

138	1983
134	1994
130	1997
128	1993
126	1986
119	1996
118	1979
116	1988
114	1978
113	1998

Game

20	vs. Oakland, 12/15/96
16	vs. Baltimore, 12/11/83
16	vs. Chicago, 9/26/78
15	vs. Houston, 10/6/85
14	vs. Kansas City, 12/4/94
14	at San Francisco, 10/9/88

14	vs. San Diego, 10/23/83
13	7 times (last at Kansas City, 11/16/98)

MOST OPPONENT PENALTY YARDS

Season

1,118	1997
1,096	1983
1,034	1986
1,033	1979
1,031	1994
1,019	1993
966	1988
953	1985
949	1981
901	1969

Game

188	vs. Houston, 10/6/85
157	vs. Oakland, 12/15/96
147	vs. Chicago, 10/16/78
145	at Seattle, 12/8/79
140	at Houston, 10/26/69
137	at Kansas City, 11/1/6/98
134	at Seattle, 9/7/97
132	vs. Chicago, 9/30/73
124	vs. New York, 9/21/69
123	vs. Cincinnati, 9/21/97

FEWEST OPPONENT PENALTY YARDS

Season

516	1963
571	1982*
571	1966
573	1964
585	1974
628	1967
633	1960
678	1962
715	1976, '92

*(players' strike; nine-game season)

Game

0	at Oakland, 12/19/71
4	at Miami, 12/20/75
5	at Kansas City, 12/7/86
5	vs. Kansas City, 12/14/85
5	at Houston, 9/3/66
5	vs. Boston, 11/11/62
6	vs. San Diego, 12/1/68
10	7 (last vs. Tampa Bay, 12/26/93)

OPPONENT INDIVIDUAL RECORDS

INDIVIDUAL TOTAL OFFENSE

MOST TOTAL PLAYS

60	Joe Namath, at N.Y. Jets, 12/3/67
59	Drew Bledsoe, at New England, 10/8/95
58	Mark Brunell, vs. Jacksonville, 10/25/98
57	Craig Whelihan, at San Diego, 11/29/98
55	Dave Krieg, at Seattle, 12/15/84
54	Craig Whelihan, at San Diego, 11/30/97
54	Joe Montana, vs. Kansas City, 10/17/94
54	George Blanda, Houston, 10/17/65
53	Jeff Kemp, Seattle, 9/15/91
53	Bill Kenney, Kansas City, 10/30/63
53	Jack Kemp, Buffalo, 9/16/65

MOST YARDS GAINED

448	Len Dawson, at Kansas City, 11/1/64
428	Dave Krieg, Seattle, 11/20/83
419	Cotton Davidson, at Oakland, 10/25/64
407	Ken Anderson, at Cincinnati, 11/22/81
405	Dave Krieg, Seattle, 11/25/84
399	Joe Namath, N.Y. Jets, 9/24/67
395	Steve DeBerg, Kansas City, 9/17/90
393	Joe Montana, Kansas City, 10/17/94
388	Dan Marino, Miami, 9/29/85
374	Bill Kenney, Kansas City, 10/30/83

BEST AVG. GAIN PER PLAY (MIN. 10 ATT.)

21.62	Jacky Lee, at Houston, 11/29/60
18.53	Len Dawson, Kansas City, 9/7/63
17.16	John Hadl, at San Diego, 10/20/68
14.12	Len Dawson, Dallas, 11/18/62
12.73	Jack Kemp, at Buffalo, 10/24/65
12.70	Jim Everett, vs. New Orleans, 12/24/94
12.67	Tobin Rote, San Diego, 10/6/63
12.39	Ken Stabler, Oakland, 10/22/73

RUSHING

MOST CARRIES

36	Earl Campbell, Houston, 11/2/80
35	Corey Dillon, at Cincinnati, 11/1/98
28	Napoleon Kaufman, at Oakland, 10/19/97
28	Neal Anderson, Chicago, 11/18/90
28	Billy Sims, Detroit, 10/11/81
27	Natrone Means, at San Diego, 11/19/95
27	Roger Craig, at L.A. Raiders, 9/8/91
27	Curt Warner, Seattle, 10/20/85
27	Abner Haynes, Dallas, 10/30/60
26	8 (last T. Thomas, at Buffalo, 12/12/92)

MOST RUSHING YARDS

227	Napoleon Kaufman, at Oakland, 10/19/97
192	Curt Warner, at Seattle, 12/20/86
185	Billy Sims, Detroit, 10/11/81
183	Paul Lowe, at San Diego, 12/22/63
179	Walter Payton, at Chicago, 9/9/84
177	Don Calhoun, at New England, 11/28/76
173	Marcus Allen, at L.A. Raiders, 11/24/85
169	Mike Garrett, Kansas City, 12/17/67
167	Clem Daniels, at Oakland, 10/25/64
159	Eric Dickerson, at Indianapolis, 10/31/88

BEST AVG. GAIN PER RUSH (MIN. 8 ATT.)

12.50	Booker Russell, vs. Oakland, 11/25/79
12.50	Abner Haynes, at Miami, 9/17/67
11.58	Ed Podolak, at Kansas City, 12/6/70
11.00	Dick Post, at San Diego, 10/20/68
10.76	Paul Lowe, at San Diego, 11/22/63
10.73	Billy Cannon, Houston, 11/5/61
10.33	Johnny Robinson, at Dallas, 11/13/60
10.11	Abner Haynes, at Kansas City, 11/1/64
10.08	J.D. Garrett, Boston, 10/4/64

LONGEST SCORING RUN

83	Napoleon Kaufman, at Oakland, 10/19/97
82	Joe Delaney, at Kansas City, 10/18/81
79	Ki-Jana Carter, vs. Cincinnati, 9/21/97
74	Rodney Thomas, at Houston, 11/26/95
72	Walter Payton, at Chicago, 9/9/84
69	Curtis Clinton, at Dallas, 12/9/62
66	Paul Lowe, at San Diego, 12/22/63
65	Charlie Smith, at Oakland, 12/8/68
65	Abner Haynes, at Miami, 9/17/67
65	Elbert Dubenion, at Buffalo, 9/10/61
65	Ed Podolak, at Kansas City, 12/6/70

LONGEST NON-SCORING RUN

76	Walter Payton, Chicago, 10/16/78
76	Willmer Fowler, Buffalo, 11/27/60
72	Darren Nelson, at Minnesota, 10/26/87
72	Booker Russell, vs. Oakland, 11/25/79
60	Ed Podolak, Kansas City, 10/4/70
59	Noland Smith, at Kansas City, 10/29/67
57	Napoleon Kaufman, at Oakland, 10/19/97
56	Reggie Brooks, Tampa Bay, 9/15/96
55	Ted Burgmeier, Kansas City, 12/10/78
54	Larry Carwell, at Houston, 10/1/67

MOST RUSHING TOUCHDOWNS

4	Curt Warner, at Seattle, 12/11/88
4	Eric Dickerson, at Indianapolis, 10/31/88
4	Chuck Muncie, at San Diego, 11/29/81

PASSING

MOST PASSES ATTEMPTED

60	Joe Namath, at N.Y. Jets, 12/3/67
56	Drew Bledsoe, at New England, 10/1/95
54	Joe Montana, Kansas City, 10/17/94
54	George Blanda, Houston, 10/17/65
53	Craig Whelihan, at San Diego, 11/29/98
52	Bill Kenney, Kansas City, 10/30/83
51	Craig Whelihan, at San Diego, 11/30/97
50	Jeff Kemp, Seattle, 9/15/91
50	Dave Krieg, at Seattle, 12/15/84
50	Joe Gilliam Pittsburgh, 9/22/74 (OT)

MOST PASSES COMPLETED

34	Joe Montana, Kansas City, 10/17/94
31	Dave Krieg, Seattle, 11/20/83
31	Joe Gilliam, Pittsburgh, 9/22/74 (OT)
30	Craig Whelihan, at San Diego, 11/29/98
30	Dave Krieg, at Seattle, 12/15/84
30	Dave Krieg, Seattle, 11/25/84
29	Boomer Esiason, at N.Y. Jets, 9/5/93
29	Dan Fouts, at San Diego, 11/9/80
28	Mark Brunell, vs. Jacksonville, 10/25/98
28	Warren Moon, vs. Seattle, 11/2/97
28	Stan Humphries, San Diego, 9/12/93

OPPONENT INDIVIDUAL RECORDS

MOST PASSES HAD INTERCEPTED

7	Ken Stabler, at Oakland, 10/16/77
6	Babe Parilli, Boston, 9/3/67
6	George Blanda, at Houston, 11/14/65
5	Craig Wheelihan, at San Diego, 1/29/98
5	Wade Wilson, at Minnesota, 10/26/87
5	Joe Namath, at N.Y. Jets, 10/13/68
5	George Blanda, Houston, 10/17/65
5	Babe Parilli, at Boston, 11/20/64
5	George Blanda, at Houston, 12/2/62
5	Tommy O'Connell, at Buffalo, 9/18/60

MOST YARDS PASSING

435	Len Dawson, at Kansas City, 11/1/64
427	Cotton Davidson, at Oakland, 10/25/64
420	Dave Krieg, Seattle, 11/20/83
406	Dave Krieg, Seattle, 11/25/84
399	Joe Namath, N.Y. Jets, 9/24/67
396	Ken Anderson, at Cincinnati, 11/22/81
395	Steve DeBerg, Kansas City, 9/17/90
393	Joe Montana, Kansas City, 10/17/94
371	Boomer Esiason, at N.Y. Jets, 9/5/93
371	Lynn Dickey, Green Bay, 10/15/84

BEST COMPLETION PCT. (MIN. 10 ATT.)

.870	Bobby Hebert, at New Orleans, 11/20/88
.864	Dave Krieg, at Seattle, 12/11/88
.851	Jim Everett, New Orleans, 12/24/94
.813	Bob Berry, at Atlanta, 11/26/72
.800	Ken Stabler, Oakland, 10/17/76
.800	Len Dawson, Kansas City, 9/7/63
.783	Joe Theismann, Washington, 10/13/80
.778	Roger Staubach, Dallas, 12/2/73
.760	Chris Chandler, L.A. Rams, 11/6/94
.750	Jeff George, at Oakland, 10/19/97
.750	Bubby Brister, Pittsburgh, 10/14/90
.750	Terry Bradshaw, at Pittsburgh, 10/22/79

MOST TOUCHDOWN PASSES

6	Len Dawson, at Kansas City, 11/1/64
5	John Hadl, San Diego, 12/1/68
5	George Blanda, Houston, 10/2/66
5	Cotton Davidson, at Oakland, 10/25/64
5	Tom Flores, at Oakland, 12/15/63
5	Johnny Green, N.Y. Jets, 11/22/63

LONGEST SCORING PASS PLAY

92	Len Dawson - Tom Brooker, Dallas, 11/18/62
92	Jack Lee - Bill Groman, at Houston, 11/20/60
91	Jack Kemp - Keith Lincoln, San Diego, 11/20/60
86	Steve Bartkowski, William Andrews, vs. Atlanta, 12/5/82
86	Pete Beathard - Jerry Levias, Houston, 11/16/69
85	Tobin Rote - Lance Alworth, San Diego, 10/6/63
81	Len Dawson - Frank Jackson, Kansas City, 9/7/63
80	Dave Krieg - Daryl Turner, Seattle, 11/25/84
80	Ken Stabler - Mike Siani, Oakland, 10/22/73

LONGEST NON-SCORING PASS PLAY

90	Bubby Brister - Dwight Stone, Pittsburgh, 10/14/90
77	Tom Flores - Art Powell, Oakland, 11/29/64
76	Warren Rabb - Cookie Gilchrist, Buffalo, 10/28/62
75	George Blanda - Bill Groman, Houston, 11/6/60
73	Dan Marino - Tony Nathan, Miami, 9/29/85
73	Pete Beathard - Frank Jackson, Kansas City, 10/10/65

RECEIVING

MOST RECEPTIONS

13	Andre Reed, at Buffalo, 9/18/89
12	Steve Largent, Seattle, 11/25/84
12	Ken Payne, Green Bay, 9/29/75
12	Ed Podolak, at Kansas City, 10/7/73
12	Art Powell, New York, 10/22/61
11	Terrell Fletcher, at San Diego, 11/29/98
11	Tim Brown, at L.A. Raiders, 1/2/94
11	Henry Ellard, L.A. Rams, 11/27/88
11	T. Christensen, at L.A. Raiders, 11/2/86
11	Lionel James, San Diego, 11/17/85
11	James Lofton, Green Bay, 10/15/84
11	Don McCauley, Baltimore, 11/27/77
11	Fred Willis, at Houston, 10/14/73
11	Charlie Hennigan, Houston, 9/27/64

MOST RECEIVING YARDS

213	Curtis McClinton, at Kansas City, 12/19/65
211	Lance Alworth, at San Diego, 9/11/65
206	Stepone Paige, Kansas City, 9/17/90
206	James Lofton, Green Bay, 10/15/84
200	Torrence Small, New Orleans, 12/24/94
198	Warren Wells, at Oakland, 10/11/70
191	Steve Largent, Seattle, 11/25/84
191	George Sauer, at N.Y. Jets, 10/13/68
188	Charlie Hennigan, Houston, 9/27/64
182	Bill Groman, at Houston, 11/20/60

MOST RECEIVING TOUCHDOWNS

4	Lance Alworth, San Diego, 12/1/68
3	13 times (last by Lamar Thomas, at Miami, 12/21/98)

PUNTING

MOST PUNTS

11	Bob Parsons, at Chicago, 12/12/76
11	Dennis Pardee, San Diego, 11/20/75
10	7 (last, Rohn Stark, at Baltimore, 9/11/83)

BEST PUNTING AVERAGE (MIN. 4 PUNTS)

57.40	Steve O'Neal, N.Y. Jets, 9/21/69
56.67	Darren Bennett, San Diego, 10/6/96
56.20	Rohn Stark, at Indianapolis, 10/13/85
55.20	Rick Tuten, Seattle, 12/1/96
54.71	Curley Johnson, N.Y. Jets, 10/3/65
54.40	Jarrell Wilson, at Kansas City, 12/19/65
53.33	Lee Johnson, at Cincinnati, 9/29/96
53.33	Ray Guy, Oakland, 9/6/81

OPPONENT INDIVIDUAL RECORDS

53.00	Matt Turk, at Washington, 9/27/98
52.75	Rick Tuten, at Seattle, 9/8/96

LONGEST PUNT

98	Steve O'Neal, New York, 9/21/69
87	Bob Scarpitto, Boston, 9/29/68
80	Jim Miller, San Francisco, 9/19/82
73	Tom Tupa, vs. New England, 10/6/97
73	Brian Hansen, at Cleveland, 9/27/92
73	Dennis Pardee, San Diego, 10/17/71
73	Curley Johnson, N.Y., 10/2/65
72	Mike Eischeid, Oakland, 11/10/68
72	Wayne Crow, Oakland, 10/1/60
71	Maury Buford, vs. San Diego, 9/12/82
71	Greg Cater, at Buffalo, 10/25/81
71	John Hadl, San Diego, 11/8/64

PUNT RETURNS

MOST PUNT RETURNS

9	Rodger Bird, at Oakland, 9/10/67
7	Larry Anderson, at Baltimore, 9/11/83
7	Greg Pruitt, at L.A. Raiders, 12/26/82
6	Cliff Hicks, Atlanta, 10/16/88
6	Ira Matthews, at Oakland, 10/4/81
6	Eddie Brown, vs. L.A. Rams, 9/6/79
6	Tony Hill, at Dallas, 12/18/77
6	Jerry Levias, Houston, 11/16/69
6	Buth Byrd, at Buffalo, 11/19/67
5	20 times (last, Terrell Buckley, at Miami, 12/21/98)

MOST YARDS ON PUNT RETURNS

148	Rodger Byrd, at Oakland, 9/10/67
137	Dick Christy, at New York, 9/24/61
127	Neal Colzie, Oakland, 11/2/75
123	Jitter Fields, at Kansas City, 10/18/87
106	Tom Casanova, at Cincinnati, 10/8/72
99	Mike Haynes, at New England, 11/28/76
94	Darrien Gordon, at San Diego, 12/5/93
92	Lance Alworth, at San Diego, 10/18/64
88	Joey Galloway, at Seattle, 9/8/96
88	Will Lewis, Seattle, 11/23/80
88	Tony Hill, at Dallas, 12/18/77

LONGEST SCORING PUNT RETURN

88	Joey Galloway, at Seattle, 9/8/96
85	Jitter Fields, at Kansas City, 10/18/87
83	Eric Metcalf, at San Diego, 11/30/97
82	Bobby Jancik, at Houston, 12/20/64
75	Will Lewis, Seattle, 11/23/80
71	Willie Mitchell, at Kansas City, 12/19/65
70	Dick Christy, at N.Y. Titans, 9/24/61
66	Mel Gray, at New Orleans, 11/20/88
64	Dick Christy, at New York, 9/24/61
62	Mike Haynes, at New England, 11/28/76
62	Mark Johnson, at Houston, 11/26/61

LONGEST NON-SCORING PUNT RETURN

72	Greg Pruitt, at Cleveland, 10/27/74
64	Neal Colzie, Oakland, 11/2/75
64	Emmitt Thomas, at Kansas City, 10/8/66
63	Dick Christy, N.Y. Titans, 10/22/61
60	Ed Podolak, Kansas City, 10/4/70
59	Noland Smith, at Kansas City, 10/29/67
55	Ted Bergmeier, Kansas City, 12/10/78
54	Larry Carwell, at Houston, 10/1/67

53	Roger Bird, at Oakland, 9/10/67
52	Brian Mitchell, vs. Washington, 9/17/95

KICKOFF RETURNS

MOST KICKOFF RETURNS

7	Tremain Mack, at Cincinnati, 11/1/98
7	Kenny Bynum, at San Diego, 11/30/97
7	Mel Gray, at Houston, 11/26/95
6	12 times (last Tamarick Vanover, vs. K.C., 12/6/98)

MOST YARDS ON KICKOFF RETURNS

212	Tremain Mack, at Cincinnati, 11/1/98
206	Reggie Barlow, vs. Jacksonville, 10/25/98
199	Tamarick Vanover, at Kansas City, 11/16/97
188	Brian Mitchell, Washington, 9/17/95
175	Andre Coleman, San Diego, 11/19/95
170	Derrick Cullors, vs. New England, 9/7/98
166	Michael Bates, vs. Carolina, 11/9/97
164	Dave Grayson, Kansas City, 10/11/64
163	Tamarick Vanover, Kansas City, 10/27/96
158	Kenny Bynum, at San Diego, 11/30/97

LONGEST SCORING KICKOFF RETURN

106	Noland Smith, Kansas City, 12/17/67
99	Dave Grayson, Kansas City, 9/7/63
97	Tamarick Vanover, Kansas City, 10/27/96
91	Andre Coleman, vs. San Diego, 11/19/95
88	Leon Burton, at New York, 9/23/60
85	James Owens, at San Francisco, 11/18/79
84	Cullen Bryant, L.A. Rams, 9/15/74

LONGEST NON-SCORING KICKOFF RETURN

91	Reggie Barlow, vs. Jacksonville, 10/25/98
80	Dave Grayson, Kansas City, 10/11/64
77	Tamarick Vanover, at Kansas City, 11/16/97
70	Ron Smith, at San Diego, 12/9/73
68	Derrick Cullors, vs. New England, 9/7/98
68	Robert Brooks, at Green Bay, 10/10/93
68	A. Hancock, vs. Kansas City, 12/19/82
64	Lawrence Williams, Kansas City, 12/5/76
64	Willie West, N.Y. Jets, 11/15/64
62	Ron Dickerson, vs. Kansas City, 10/17/94
62	Frank Jackson, at Kansas City, 12/19/65

INTERCEPTIONS

MOST INTERCEPTIONS

3	Mark Kelso, at Buffalo, 12/12/92
3	Ross Brupbacher, at Chicago, 12/12/76
3	Charlie Phillips, at Oakland, 12/8/75
3	Chris Fletcher, San Diego, 11/30/75
3	Joe Beauchamp, at San Diego, 9/24/72
3	Ken Ellis, at Green Bay, 9/26/71
3	Johnny Robinson, at Kansas City, 12/6/70
3	Charley Warner, Buffalo, 9/19/65
3	Bobby Ply, at Dallas, 12/9/62
3	Jim Norton, at Houston, 12/2/62

MOST YARDS ON INTERCEPTION RETURNS

134	T. McDaniel, at L.A. Raiders, 11/22/92
103	Vencie Glenn, at San Diego, 11/29/87
99	Stanley Richard, vs. San Diego, 9/4/94
99	Bobby Hunt, at Kansas City, 12/8/63
95	Joe Beauchamp, at San Diego, 9/24/72



OPPONENT INDIVIDUAL / TEAM RECORDS

MOST YARDS ON INTERCEPTION RETURNS, CONT.

94	Eric Turner, at Oakland, 9/20/88
88	Glen Edwards, San Diego, 9/21/80
87	Ron Hall, Boston, 9/18/66
86	Greg Townsend, at Raiders, 12/4/88
80	Coy Bacon, San Diego, 11/11/73
80	Don Webb, Boston, 12/3/61

LONGEST SCORING INTERCEPTION RETURN

103	Vencie Glenn, at San Diego, 11/29/87
99	Stanley Richard vs. San Diego, 9/4/94
94	Eric Turner, at Oakland, 9/20/88
86	G. Townsend, at L.A. Raiders, 12/4/88
80	Coy Bacon, San Diego, 11/11/73
78	George Martin, at N.Y. Giants, 11/23/86
69	Gary Fencik, at Chicago, 12/20/81
68	Glen Edwards, San Diego, 9/21/80
68	Aaron Brown, Kansas City, 10/3/71
68	Gus Otto, Oakland, 11/21/65

LONGEST NON-SCORING INTERCEPTION RETURN

87	Ron Hall, Boston, 9/18/66
69	Robert Blackmon, at Seattle, 11/30/92
69	Doug Hart, at Green Bay, 9/26/71
67	T. McDaniel, at L.A. Raiders, 11/22/92 (1)
67	T. McDaniel, at L.A. Raiders, 11/22/92 (2)
66	Ken Riley, at Cincinnati, 10/19/69
66	Bobby Hunt, at Kansas City, 12/8/63
62	Lester Hayes, at Oakland, 12/1/80
62	Jim Norton, at Houston, 12/20/64
61	Tim Gray, at Kansas City, 9/24/78
61	Bob Suci, at Boston, 10/18/63

SCORING

MOST TOUCHDOWNS

4	Curt Warner, at Seattle, 12/11/88
4	Eric Dickerson, at Indianapolis, 10/31/88
4	Chuck Muncie, at San Diego, 11/29/81
4	Lance Alworth, San Diego, 2/1/68
4	Bert Coan, Kansas City, 10/23/66
4	Frank Jackson, at Dallas, 12/10/62
3	18 times (last by Lamar Thomas, at Miami, 12/21/98)

MOST FIELD GOALS

6	Gary Anderson, at Pittsburgh, 10/23/88
6	Gino Cappelletti, Boston, 10/4/64
6	Jeff Jaeger, at L.A. Raiders, 12/11/94
5	John Carney, at San Diego, 10/23/94
5	Nick Lowery, at Kansas City, 9/20/93
5	Don Cockroft, Cleveland, 10/19/75
5	Bruce Gossett, S.F., 9/23/73
4	16 (last, Jeff Jaeger, at L.A. Raid., 10/18/93)

LONGEST FIELD GOAL

58	Steve Cox, Cleveland, 12/4/83
57	Don Cockroft, Cleveland, 10/29/72
55	Steve Christie, at Buffalo, 10/26/97
55	Dean Biasucci, Indianapolis, 10/15/89
55	Raul Allegre, Baltimore, 12/11/83
55	Jan Stenerud, Kansas City, 10/4/70
54	Richie Cunningham, vs. Dallas, 9/13/98
54	Pete Stoyanovich, at Kansas City, 11/16/97
54	Jan Stenerud, Kansas City, 10/5/69
54	George Fleming, at Oakland, 10/1/61

MOST POINTS SCORED

24	Curt Warner, at Seattle, 12/11/88
24	Eric Dickerson, at Indianapolis, 10/31/88
24	Chuck Muncie, at San Diego, 11/29/81
24	Lance Alworth, San Diego, 12/1/68
24	Bert Coan, Kansas City, 10/23/66
24	Frank Jackson, at Dallas, 12/10/61
22	Gino Cappelletti, at Boston, 10/18/63
21	Gino Cappelletti, Boston, 10/4/64
18	11 players (last by Lamar Thomas, at Miami, 12/21/98)

OPPONENT TEAM RECORDS

SCORING

MOST POINTS SCORED

59	vs. Kansas City, 9/7/63
58	at San Diego, 12/22/63
56	vs. Kansas City, 10/23/66
55	at Indianapolis, 10/31/88
55	at San Diego, 10/20/68
55	vs. Houston, 11/5/61
52	at Kansas City, 10/29/67
52	at Kansas City, 12/8/63
51	at Oakland, 9/10/67

TOTAL OFFENSE

MOST TOTAL PLAYS

93	vs. Pittsburgh, 9/22/74
92	vs. Cincinnati, 9/2/84
87	at Baltimore, 11/10/74
87	at Oakland, 10/16/77
85	at Oakland, 12/17/60
84	at Kansas City, 10/24/76
84	vs. Houston, 10/13/63
83	vs. San Diego, 9/12/93
83	at Seattle, 10/29/89 (OT)
83	at Buffalo, 12/2/79

MOST YARDS OF TOTAL OFFENSE

Season	
5,907	1994
5,687	1984
5,609	1983
5,471	1988
5,345	1990
5,242	1980
5,201	1967
5,193	1995
5,179	1985
5,149	1993

Game

634	at Oakland, 10/25/64
614	vs. Kansas City, 10/23/66
582	vs. Houston, 11/5/61
581	at San Diego, 10/20/66
571	at Cincinnati, 11/22/81
536	at Seattle, 12/20/86
532	at Oakland, 12/17/60
530	at Pittsburgh, 10/22/79
520	at Kansas City, 11/1/64



OPPONENT TEAM RECORDS

BEST AVERAGE GAIN PER PLAY

10.30	vs. San Diego, 10/6/63
10.02	at San Diego, 10/20/68
9.74	vs. Kansas City, 10/23/66
8.79	at Seattle, 12/20/86
8.34	at Oakland, 10/25/64
8.20	vs. Houston, 11/5/61
8.19	vs. Cincinnati, 11/30/86
8.13	vs. Houston, 11/6/60

FEWEST YARDS OF TOTAL OFFENSE

Season	
3,169	1982*
3,705	1970
3,735	1976
3,774	1977
3,819	1971
3,851	1972
4,006	1975
4,235	1973
4,297	1965
4,391	1974
4,418	1961

* (players' strike; nine-game season)

Game

60	at Cleveland, 10/24/71
66	vs. Chicago, 12/5/71
70	vs. San Diego, 11/2/69
92	vs. New England, 11/11/79
101	at Phoenix, 12/16/89
110	at Boston, 11/6/66
121	vs. Kansas City, 10/4/70
123	vs. San Diego, 11/30/71
123	at Philadelphia, 10/31/71
128	vs. Indianapolis, 10/15/89
128	at San Diego, 11/14/76

RUSHING

MOST RUSHES

Season	
554	1980
552	1988
549	1978
541	1960
526	1975
509	1983
502	1979
495	1976
489	1992
487	1974

Game

62	at New England, 11/28/76
58	at Buffalo, 11/8/87
52	vs. Chicago, 9/30/73
50	at Chicago, 9/9/84
50	vs. Dallas, 10/8/61
49	at Kansas City, 12/7/80
49	vs. Buffalo, 11/27/60
48	at Oakland, 12/17/60
47	7 (last at Pittsburgh, 10/23/88)

MOST YARDS RUSHING

Season	
2,538	1988
2,144	1960

2,117	1980
2,076	1967
2,072	1964
2,029	1966
2,017	1987
1,992	1981
1,979	1978
1,974	1975

Game

380	vs. Kansas City, 10/23/66
332	at New England, 11/28/76
302	at Chicago, 9/9/84
298	at Seattle, 12/20/86
272	at San Diego, 10/18/64
271	at Dallas, 11/13/60
270	at San Diego, 12/22/63

BEST AVERAGE GAIN PER RUSH

Season	
4.95	1964
4.73	1997
4.68	1967
4.60	1988
4.60	1966
4.44	1987
4.36	1991
4.31	1971
4.30	1990
4.27	1981

Game

9.27	vs. Kansas City, 10/23/66
8.55	at San Diego, 12/22/63
8.05	at Seattle, 12/20/86
7.95	vs. New York Jets, 11/8/92
7.81	at Minnesota, 9/29/91
7.80	vs. Cincinnati, 9/21/97
7.59	at Oakland, 10/19/97
7.21	at Kansas City, 11/1/64
7.13	at Dallas, 11/13/60

PASSING

MOST PASS ATTEMPTS

Season	
632	1984
596	1998
568	1994
566	1996
562	1993
552	1983
547	1985
545	1986
529	1995
526	1997

Game

62	at New York Jets, 12/3/63
59	at New England, 10/8/95
56	vs. Houston, 10/17/65
55	vs. San Diego, 9/12/93
54	vs. Kansas City, 10/17/94
54	vs. Kansas City, 11/16/86
53	at San Diego, 11/29/98
52	vs. Kansas City, 10/30/83
52	vs. Buffalo, 9/19/65
51	at San Diego, 11/30/97
51	at Seattle, 12/15/84
51	vs. Houston, 11/16/69

OPPONENT TEAM RECORDS

MOST COMPLETIONS

Season
346 1984
345 1998
322 1994
314 1993
307 1983
302 1996
301 1986
297 1995
296 1979
290 1997

Game

31	vs. San Diego, 9/12/93
31	vs. Seattle, 11/20/83
31	vs. Pittsburgh, 9/22/74 (OT)
30	at San Diego, 11/29/98
30	at Seattle, 12/15/84
30	vs. Seattle, 11/25/84
29	at New York Jets, 9/5/93
29	at San Diego, 11/9/80
28	vs. Jacksonville, 10/25/98
28	vs. Seattle, 9/7/97
28	at Buffalo, 9/18/89

MOST PASSING YARDS

Season
4,155 1994
4,023 1984
3,983 1998
3,731 1993
3,671 1983
3,382 1990
3,298 1995
3,296 1986
3,206 1985
3,163 1968

Game

427	at Oakland, 10/25/64
406	vs. Seattle, 11/25/84
399	vs. New York Jets, 9/24/67
395	vs. Kansas City, 9/17/90
393	vs. Kansas City, 10/17/94
387	at San Diego, 11/29/81
387	at San Diego, 10/20/68
386	at San Francisco, 12/17/94
383	at Kansas City, 11/1/64
382	vs. Seattle, 11/20/83

BEST COMPLETION PERCENTAGE

Season
.601 1980
.593 1990
.580 1992
.579 1998
.578 1979
.572 1987
.567 1994
.562 1978
.561 1995
.561 1988

Game

.870	at New Orleans, 11/20/88
.864	at Seattle, 12/11/88
.813	at Atlanta, 11/26/72
.800	vs. New Orleans, 12/24/94
.800	vs. Oakland, 10/17/76
.783	vs. Washington, 10/13/80

.778	at Pittsburgh, 10/22/79
.778	at Houston, 10/14/73
.759	at L.A. Rams, 11/16/94
.750	at Oakland, 10/19/97
.750	vs. Pittsburgh, 10/14/90
.750	at Dallas, 12/18/77

MOST TOUCHDOWN PASSES

Season
40 1963
30 1961
29 1964
28 1998
28 1994
27 1967
26 1966
25 1968
25 1960
24 1962

Game

6	at San Francisco, 12/17/94
6	vs. L.A. Raiders, 9/18/94
6	at Kansas City, 11/1/64
5	9 times (last by John Hadl, vs. San Diego, 12/1/68)

FIRST DOWNS

MOST FIRST DOWNS

Season
322 1995
321 1983
316 1988
311 1984
306 1990
303 1994
303 1980
291 1986
290 1985
283 1998, 1992

Game

33	vs. Pittsburgh, 9/22/74 (OT)
29	at Buffalo, 9/18/89
29	vs. Cincinnati, 9/2/84
29	vs. Seattle, 10/20/83
29	vs. Kansas City, 10/24/76
29	at Oakland, 10/25/64
29	at Oakland, 12/17/60
28	vs. L.A. Rams, 11/27/88
28	at New Orleans, 11/20/88
28	at Buffalo, 9/28/69
28	at Houston, 9/3/66

MOST FIRST DOWNS RUSHING

Season
140 1988
125 1980
121 1975
119 1983
115 1967
114 1995
112 1960
110 1990
109 1974
106 1978

Game

21	at New England, 11/28/76
16	at Seattle, 12/11/88
16	at Indianapolis, 10/31/88

OPPONENT TEAM RECORDS

16	at Kansas City, 12/7/80
16	vs. Pittsburgh, 9/22/74 (OT)
16	vs. Houston, 11/12/67
15	6 times (last vs. Kansas City, 10/22/95)

MOST FIRST DOWNS PASSING

Season
217 1968
206 1984
186 1995
185 1983
183 1998
182 1994
181 1993
181 1990
177 1986
168 1985

Game

22	at San Diego, 11/28/82
21	vs. Kansas City, 10/17/94
21	vs. L.A. Rams, 11/27/88
21	vs. Seattle, 11/20/83
21	vs. San Diego, 12/1/68
20	at Seattle, 12/15/84
20	vs. Green Bay, 10/15/84
19	7 (last vs. San Diego, 9/5/93)

MOST FIRST DOWNS BY PENALTY

Season
30 1997
30 1969
29 1996
28 1976
28 1966
27 1979
26 1987
26 1972
25 1978
25 1971

Game

7	at San Diego, 11/30/97
6	at Buffalo, 10/26/97 (OT)
6	vs. Cincinnati, 9/21/97
6	vs. Oakland, 12/15/96
6	at Oakland, 11/9/69
6	vs. Miami, 12/4/66
5	8 times (last at Cincinnati, 11/1/98)

PUNTING

MOST PUNTS

Season
95 1977
94 1997
94 1985
91 1976
89 1970
88 1998
87 1981
87 1979
86 1986
86 1978

Game

11	at Chicago, 12/12/76
11	vs. San Diego, 11/30/75
10	at Baltimore, 9/11/83
10	at Buffalo, 9/25/77
10	at Buffalo, 9/20/70
10	vs. San Diego, 11/2/69
10	vs. Cincinnati, 10/6/68
10	vs. Oakland, 11/20/66

BEST PUNTING AVERAGE (MIN. 4 ATT.)

Season
46.1 1996
45.8 1965
45.7 1971
45.2 1972
44.9 1970
44.5 1991
44.2 1983
43.9 1988
43.7 1993
43.7 1963

Game (min. 4 punts)

57.40	vs. New York Jets, 9/21/69
56.67	vs. San Diego, 10/6/96
56.20	at Indianapolis, 10/13/85
55.20	vs. Seattle, 12/1/96
54.71	vs. New York Jets, 10/3/65
54.40	at Kansas City, 12/19/65
53.33	at Cincinnati, 9/29/96
53.33	vs. Oakland, 9/6/81
53.00	at Washington, 9/27/98
52.75	at Seattle, 9/8/96

PUNT RETURNS

MOST PUNT RETURNS

Season
61 1967
56 1970
55 1983
54 1977
52 1980
52 1979
47 1978
46 1981
46 1968
45 1974

Game

9	at Oakland, 9/10/67
8	at Buffalo, 11/19/67
7	at Chicago, 9/9/84
7	at Baltimore, 9/11/83
7	at Los Angeles Raiders, 12/26/82
7	at San Diego, 11/14/76
7	at Cincinnati, 9/12/76
7	vs. Houston, 11/16/69
6	12 times (last at Miami, 12/21/98)

MOST YARDS ON PUNT RETURNS

Season
726 1967
545 1964
534 1975
529 1974
524 1983
508 1961
480 1979
468 1971
466 1963
443 1980

Game

143	at Oakland, 9/10/67
142	at New York Titans, 9/24/61
134	at Cleveland, 10/27/74
134	at Cincinnati, 10/8/72
123	at Kansas City, 10/18/87
118	at Kansas City, 12/19/65
101	at New England, 11/28/76
94	at San Diego, 12/5/93
92	vs. San Diego, 11/30/75; at S.D., 10/18/64

OPPONENT TEAM RECORDS

KICKOFF RETURNS

MOST KICKOFF RETURNS

Season	
89	1998
89	1997
77	1995
76	1996
72	1989
70	1994
69	1990
65	1986
64	1985, 1962

Game

9	at San Diego, 12/9/73
9	at Houston, 10/14/73
8	eight times; last at New England, 10/1/95

MOST YARDS ON KICKOFF RETURNS

Season	
2,006	1998
1,827	1997
1,671	1995
1,602	1996
1,396	1994
1,369	1974
1,346	1985
1,319	1990
1,310	1963
1,299	1986

Game

238	at Kansas City, 10/8/66
223	vs. Jacksonville, 10/25/98
215	at Houston, 9/3/66
214	vs. Kansas City, 10/11/64
212	at Cincinnati, 11/1/98
202	vs. Kansas City, 10/23/66
201	vs. LA Raiders, 9/7/86
200	vs. Kansas City, 10/27/96
199	at Kansas City, 11/16/97
198	vs. San Diego, 10/6/63

FUMBLES

MOST FUMBLES

Season	
46	1983
44	1984
43	1989
40	1963
37	1975
36	1990, 1981, 1970
35	1987, 1989

Game

7	vs. Green Bay, 10/15/84
7	vs. Seattle, 11/20/83
7	at Oakland, 10/4/81
7	vs. Buffalo, 12/13/64
7	vs. Cincinnati, 11/30/86
6	7 (last vs. L.A. Raiders, 9/24/89)

MOST FUMBLES LOST TO DENVER

Season	
24	1984
23	1981
22	1989
21	1964
20	1983

20	1971
20	1963
19	1987, 1979, 1962

Game

6	at Buffalo, 12/2/79
5	vs. Seattle, 12/13/81
5	at Boston, 11/6/66
5	vs. Buffalo, 12/13/64
5	at Oakland, 10/14/62
4	11 (last at L.A. Raiders, 10/28/84)

PENALTIES

MOST PENALTIES

Season	
138	1983
134	1994
130	1997
128	1993
126	1986
119	1996
118	1979
116	1988
114	1978
113	1998

Game

20	vs. Oakland, 12/15/96
16	vs. Baltimore, 12/11/83
16	vs. Chicago, 9/26/78
15	vs. Houston, 10/6/85
14	vs. Kansas City, 12/4/94
14	at San Francisco, 10/9/88
14	vs. San Diego, 10/23/83
13	7 times (last at Kansas City, 11/16/98)

MOST PENALTY YARDS

Season	
1,118	1997
1,096	1983
1,034	1986
1,033	1979
1,031	1994
1,019	1993
966	1988
953	1985
949	1981
901	1969

Game

188	vs. Houston, 10/6/85
157	vs. Oakland, 12/15/96
147	vs. Chicago, 10/16/78
145	at Seattle, 12/8/79
140	at Houston, 10/26/69
137	at Kansas City, 11/16/98
134	at Seattle, 9/7/97
132	vs. Chicago, 9/30/73
124	vs. New York, 9/21/69
123	vs. Cincinnati, 9/21/97

FEWEST YARDS PENALIZED

0	at Miami, 12/21/98
0	at Oakland, 12/19/71
4	at Miami, 12/20/75
5	at Kansas City, 12/7/86
5	vs. Kansas City, 12/14/85
5	at Houston, 9/3/66
5	vs. Boston, 11/1/62
6	vs. San Diego, 12/1/69

POSTSEASON INDIVIDUAL RECORDS — SERVICE / OFFENSE

SERVICE

MOST POSTSEASON GAMES

22	John Elway
17	Tyrone Braxton
14	Steve Atwater
14	Ken Lanier
14	Karl Mecklenburg
13	Dennis Smith
12	Simon Fletcher
12	Greg Kragen
12	Randy Robbins
11	Keith Bishop
11	Rick Dennison
11	Mike Horan
11	Clarence Kay
11	Gary Kubiak
11	Steve Sewell
11	Shannon Sharpe
11	Sammy Winder

MOST POSTSEASON STARTS

21	John Elway
14	Steve Atwater
13	Tyrone Braxton
13	Ken Lanier
13	Karl Mecklenburg
13	Dennis Smith
12	Greg Kragen
12	Keith Bishop
11	Shannon Sharpe
10	Steve Foley
10	Tom Jackson
10	Louis Wright

TOTAL OFFENSE

MOST TOTAL PLAYS

Career	
752	John Elway
223	Terrell Davis
144	Sammy Winder
80	Craig Morton

Game

52	Elway at L.A. Raiders, 1/9/94
43	Elway vs. Jacksonville, 1/4/97
43	Elway vs. N.Y. Giants, 1/25/87
42	Elway at Cleveland, 1/11/87
41	Elway vs. Cleveland, 1/14/90
41	Elway vs. Washington, 1/31/88
41	Elway vs. Pittsburgh, 12/30/84

MOST YARDS TOTAL OFFENSE

(COMBINED RUSHING AND PASSING YARDS)

Career	
5,425	John Elway
1,140	Terrell Davis
605	Craig Morton
461	Sammy Winder
231	Gary Kubiak

Game

424	Elway vs. Cleveland, 1/14/90
338	Elway vs. Atlanta, 1/31/99
331	Elway vs. N.Y. Giants, 1/25/87
325	Elway vs. L.A. Raiders, 1/9/94

317	Elway vs. Cleveland, 1/17/88
300	Elway at Cleveland, 1/11/87
296	Elway vs. Houston, 1/4/92
289	Elway vs. Washington, 1/31/88
283	Elway vs. Pittsburgh, 1/7/90

BEST AVERAGE GAIN PER PLAY

Career	
9.63	Gary Kubiak
7.56	Craig Morton
7.21	John Elway
6.89	Steve DeBerg

Game (min. 20 attempts)

10.56	John Elway vs. Atlanta, 1/31/99
10.34	John Elway vs. Cleveland, 1/14/90
10.00	Craig Morton vs. Oakland, 1/1/78
9.21	John Elway vs. Houston, 1/10/88
8.92	John Elway vs. Jacksonville, 12/27/97
8.57	John Elway vs. Cleveland, 1/17/88
8.45	John Elway at Kansas City, 1/4/98
8.05	Norris Weese at Pittsburgh, 12/30/78

RUSHING

MOST RUSHES

Career	
204	Terrell Davis
144	Sammy Winder
94	John Elway
38	Bobby Humphrey
36	Gaston Green

Game

32	Davis vs. New York Jets, 1/17/99
31	Davis vs. Jacksonville, 12/27/97
30	Davis vs. Green Bay, 1/25/98
26	Winder at Cleveland, 1/11/87
26	Davis at Pittsburgh, 1/11/98
25	Davis vs. Atlanta, 1/31/99
25	Davis at Kansas City, 1/4/98
21	Davis vs. Miami, 1/9/99
21	Winder vs. Cleveland, 1/14/90
20	Winder vs. Cleveland, 1/17/88

MOST RUSHING YARDS

Career	
1,140	Terrell Davis
461	John Elway
461	Sammy Winder
169	Bobby Humphrey
152	Derek Loville
138	Gene Lang

Game

199	Davis vs. Miami, 1/9/99
184	Davis vs. Jacksonville, 12/27/97
167	Davis vs. New York Jets, 1/17/99
157	Davis vs. Green Bay, 1/25/98
139	Davis at Pittsburgh, 1/11/98
103	Loville vs. Jacksonville, 12/27/97
102	Davis vs. Atlanta, 1/31/99
102	Winder vs. New England, 1/4/87
101	Davis at Kansas City, 1/4/98
91	Davis vs. Jacksonville, 1/4/97

POSTSEASON INDIVIDUAL RECORDS — OFFENSE

BEST AVERAGE GAIN PER RUSH

Career (min. 10 attempts)

6.1	Derek Loville
5.6	Terrell Davis
4.9	John Elway
4.8	Gene Lang
4.4	Bobby Humphrey
4.2	Otis Armstrong

Game (min. 10 attempts)

9.5	Davis vs. Miami, 1/9/99 (21-199)
9.4	Loville vs. Jacksonville, 12/27/97
6.5	Davis vs. Jacksonville, 1/4/97
5.9	Davis vs. Jacksonville, 12/27/97
5.4	Winder vs. New England, 1/4/87
5.3	Davis at Pittsburgh, 1/11/98
5.2	Davis vs. New York Jets, 1/17/99
5.2	Davis vs. Green Bay, 1/25/98
5.1	Humphrey vs. San Francisco, 1/28/90

MOST RUSHING TOUCHDOWNS

Career

12	Terrell Davis
6	John Elway
3	Derek Loville
2	G. Lewis, M. Bratton, H. Griffith, G. Lang, R. Lytle

Game

3	Terrell Davis, vs. Green Bay (1/25/98)
2	Howard Griffith, vs. Atlanta (1/31/99)
2	Terrell Davis, vs. Miami (1/9/99)
2	Terrell Davis, at Kansas City (1/4/98)
2	Terrell Davis, vs. Jacksonville (12/27/97)
2	Derek Loville, vs. Jacksonville (12/27/97)
2	Melvin Bratton, vs. Pittsburgh (1/7/90)
2	Greg Lewis, vs. Houston (1/4/92)

LONGEST RUN FROM SCRIMMAGE

62	Davis vs. Miami, 1/9/99
59	Davis vs. Jacksonville, 12/27/97
47	Davis vs. Jacksonville, 1/4/97
44	Loville vs. Jacksonville, 12/27/97
43	Davis at Pittsburgh, 1/11/98
42	Lang vs. Cleveland, 1/17/88
41	Davis at Kansas City, 1/4/98
35	Winder at Seattle, 12/24/83
34	Humphrey vs. San Francisco, 1/28/90
34	Elway at Cleveland, 1/11/87

PASSING

MOST PASS ATTEMPTS

Career

651	John Elway
80	Craig Morton
26	Norris Weese
19	Steve DeBerg
19	Gary Kubiak

Game

47	Elway at L.A. Raiders, 1/9/94
38	Elway vs. Jacksonville, 1/4/97
38	Elway vs. Washington, 1/31/88
38	Elway at Cleveland, 1/11/87
37	Elway vs. N.Y. Giants, 1/25/87
37	Elway vs. Pittsburgh, 12/30/84
36	Elway vs. Cleveland, 1/14/90
34	Elway vs. New York Jets, 1/17/99

MOST COMPLETIONS

Career

355	John Elway
42	Craig Morton

16	Gary Kubiak
14	Steve DeBerg

Game

29	Elway at L.A. Raiders, 1/9/94
25	Elway vs. Jacksonville, 1/4/97
22	Elway vs. N.Y. Giants, 1/25/87
22	Elway at Cleveland, 1/11/87
20	Elway vs. Cleveland, 1/14/90
19	Elway vs. Hou., 1/4/92 & at Pitt., 12/30/94

BEST COMPLETION PERCENTAGE

Career (min. 15 attempts)

.842	Gary Kubiak
.737	Steve DeBerg
.545	John Elway
.525	Craig Morton

Game (min. 15 attempts)

.917	Kubiak at Buffalo, 1/12/92 (11-12)
.737	DeBerg at Seattle, 12/24/83 (14-19)
.667	Elway vs. Jacksonville, 12/27/97 (16-24)
.667	Elway at Seattle, 12/24/83 (10-15)
.658	Elway vs. Jacksonville, 1/4/97 (25-38)
.621	Elway vs. Atlanta, 1/31/99 (18-29)
.617	Elway at L.A. Raiders, (1/9/94) (29-47)
.600	Elway vs. Pittsburgh, 1/7/90 (12-20)
.595	Elway vs. N.Y. Giants, 1/25/87 (22-37)

MOST PASSING YARDS

Career

4,964	John Elway
605	Craig Morton
212	Gary Kubiak
140	Norris Weese

Game

385	Elway vs. Cleveland, 1/14/90
336	Elway vs. Atlanta, 1/31/99
304	Elway vs. N.Y. Giants, 1/25/87
302	Elway at L.A. Raiders, 1/9/94
281	Elway vs. Cleveland, 1/17/88
259	Elway vs. Houston, 1/10/88
257	Elway vs. Houston, 1/4/92
257	Elway vs. Washington, 1/31/88
257	Elway vs. New England, 1/4/87

MOST TOUCHDOWN PASSES THROWN

Career

27	John Elway
5	Craig Morton
1	Steve DeBerg

Game

3	Elway at L.A. Raiders, 1/9/94
3	Elway vs. Cleveland, 1/14/90
3	Elway vs. Cleveland, 1/17/88
2	Elway at Pittsburgh, 1/11/98
2	Elway vs. Jacksonville, 1/4/97
2	Elway vs. Houston, 1/10/88
2	Elway vs. Pittsburgh, 12/30/84
2	Morton vs. Oakland, 1/1/78
2	Morton vs. Pittsburgh, 12/24/77

MOST INTERCEPTIONS THROWN

Career

21	John Elway
6	Craig Morton
1	Steve DeBerg

Game

4	Morton vs. Dallas, 1/15/78
3	Elway vs. Washington, 1/31/88
2	Elway vs. San Francisco, 1/28/90
2	Elway vs. New England, 1/4/87

POSTSEASON INDIVIDUAL RECORDS — OFFENSE / SPECIAL TEAMS

2	Elway vs. Pittsburgh, 12/30/84
1	14 times

BEST INTERCEPTION AVOIDANCE PCT.

Career (min. 15 attempts)

.000	Gary Kubiak
.000	Norris Weese
.032	John Elway
.053	Steve DeBerg

BEST AVERAGE GAIN PER ATTEMPT

Career (min. 15 attempts)

11.16	Gary Kubiak
7.63	John Elway
7.56	Craig Morton
6.89	Steve DeBerg
5.38	Norris Weese

BEST AVERAGE GAIN PER COMPLETION

Career (min. 15 attempts)

14.07	Craig Morton
13.98	John Elway
13.25	Gary Kubiak
11.67	Norris Weese

HIGHEST POSTSEASON PASSER RATING

Career

87.8	Steve DeBerg
79.7	John Elway
67.1	Craig Morton
63.0	Norris Weese

LONGEST POSTSEASON PASS PLAYS

80t	Elway to R. Smith, vs. Atlanta, 1/31/99
80t	Elway to Jackson, vs. Cleveland, 1/17/88
74t	Morton to Moses, vs. Oakland, 1/1/78
70t	Elway to Young, vs. Cleveland, 1/14/90
56t	Elway to Nattiel, vs. Washington, 1/31/88
55	Elway to Johnson, vs. Houston, 1/10/88
54	Elway to Johnson, vs. N.Y. Giants, 1/25/87
53	Elway to Young, vs. Cleveland, 1/14/90
52	Willhite to Watson, vs. Pittsburgh, 12/30/84
51	Elway to Jackson, vs. Pittsburgh, 1/7/90

RECEIVING

MOST RECEPTIONS

Career

42	Shannon Sharpe
40	Vance Johnson
31	Steve Sewell
28	Ed McCaffrey
24	Rod Smith
21	Mark Jackson, Steve Watson
20	Sammy Winder
19	Terrell Davis

Game

13	Sharpe at L.A. Raiders, 1/9/94
11	Watson vs. Pittsburgh, 12/30/84
7	Davis vs. Jacksonville, 1/4/97
7	Johnson at Buffalo, 1/12/92
7	Sewell at Buffalo, 1/12/92
7	Johnson vs. Cleveland, 1/14/90
7	Myles at Seattle, 12/24/83
6	Smith at Pittsburgh, 1/11/98

MOST RECEIVING YARDS

Career

715	Vance Johnson
480	Rod Smith
474	Shannon Sharpe
426	Mark Jackson
415	Ed McCaffrey
375	Steve Sewell
358	Steve Watson
314	Haven Moses
255	Michael Young
251	Ricky Nattiel

Game

177	Watson vs. Pittsburgh, 12/30/84
168	Moses vs. Oakland, 1/1/78
156	Sharpe at L.A. Raiders, 1/9/94
152	R. Smith vs. Atlanta, 1/31/99
134	Jackson vs. Cleveland, 1/17/88
123	Young vs. Cleveland, 1/14/90
121	Johnson vs. NY Giants, 1/25/87
111	Jackson vs. Pittsburgh, 1/7/90
105	Johnson vs. Houston, 1/10/88
100	Johnson at Buffalo, 1/12/92

HIGHEST AVERAGE GAIN PER RECEPTION

Career (min. 5 receptions)

24.2	Haven Moses
23.2	Michael Young
20.3	Mark Jackson
20.0	Rod Smith
19.3	Jack Dolbin
19.3	Ricky Nattiel
17.9	Vance Johnson

Game (min. 4 receptions)

33.60	Moses vs. Oakland, 1/1/78
33.50	Jackson vs. Cleveland, 1/17/88
30.40	R. Smith vs. Atlanta, 1/31/99
26.25	Johnson vs. Houston, 1/10/88
24.20	Johnson vs. NY Giants, 1/25/87
22.25	Johnson vs. New England, 1/4/87
22.20	Jackson vs. Pittsburgh, 1/7/90

MOST RECEIVING TOUCHDOWNS

Career

4	Vance Johnson
3	Rod Smith
2	Howard Griffith, Mark Jackson, Clarence Kay, Ed McCaffrey, Haven Moses, Shannon Sharpe, Sammy Winder

Game

2	Clarence Kay, vs. Houston, 1/10/88
2	Haven Moses, vs. Oakland, 1/1/78

PUNTING

MOST PUNTS

Career

46	Mike Horan
36	Tom Rouen
19	Bucky Dilts
10	Luke Prestridge

Game

7	Rouen vs. New York Jets, 1/17/99
7	Horan vs. Washington, 1/31/88
6	Rouen at Kansas City, 1/4/88
6	Horan at Buffalo, 1/12/92
6	Horan vs. San Francisco, 1/28/90
6	Horan at Cleveland, 1/11/87
6	Prestridge at Houston, 12/23/79
6	Dilts vs. Pittsburgh, 12/30/78

POSTSEASON INDIVIDUAL RECORDS — SPECIAL TEAMS / DEFENSE

BEST AVERAGE PER PUNT

Career	
45.70	Luke Prestridge
42.25	Chris Norman
42.13	Mike Horan
Game	
49.00	Horan vs. New England, 1/4/87
48.50	Rouen vs. Miami, 1/9/99
47.75	Prestridge at Seattle, 12/24/83
46.40	Horan vs. Cleveland, 1/14/90
45.29	Rouen vs. New York Jets, 1/17/99
44.33	Prestridge at Houston, 12/23/79
43.67	Horan at Buffalo, 1/12/92

LONGEST PUNT

76	Mike Horan at Buffalo, 1/12/92
----	--------------------------------

INTERCEPTIONS

MOST INTERCEPTIONS

Career	
5	Darrien Gordon
3	Tyrone Braxton
3	Bob Swenson
2	Tom Jackson
2	Darius Johnson
2	Dennis Smith
Game	
2	Gordon vs. Atlanta, 1/31/99
2	Gordon vs. New York Jets, 1/17/99
2	D. Smith vs. Cleveland, 1/14/90
2	T. Jackson, vs. Pittsburgh, 12/24/77

MOST YARDS ON INTERCEPTION RETURNS

Career	
156	Darrien Gordon
76	Darius Johnson
57	Mark Haynes
49	Tom Jackson
26	Jim Ryan
18	Karl Mecklenburg
18	Bob Swenson
18	Bill Thompson (includes six yards on a lateral from Swenson)
Game	
108	Gordon vs. Atlanta, 1/31/99
57	Haynes vs. Houston, 1/10/88
49	T. Jackson vs. Pittsburgh, 12/24/77
48	Gordon vs. New York Jets, 1/17/99
48	D. Johnson vs. Miami, 1/9/99
28	D. Johnson vs. Atlanta, 1/31/99
26	Ryan at Cleveland, 1/11/87
18	Mecklenburg vs. Houston, 1/10/88
15	B. Jackson vs. Pittsburgh, 12/24/77

LONGEST INTERCEPTION RETURN

58	Gordon vs. Atlanta, 1/31/99
57	Haynes vs. Houston, 1/10/88
50	Gordon vs. Atlanta, 1/31/99
48	D. Johnson vs. Miami, 1/9/99
32	T. Jackson vs. Pittsburgh, 12/24/77
30	Gordon vs. New York Jets, 1/17/99
28	D. Johnson vs. Atlanta, 1/31/99
26	Ryan at Cleveland, 1/11/87
18	Mecklenburg vs. Houston, 1/10/88
17	T. Jackson, vs. Pittsburgh, 12/24/77

SACKS

MOST SACKS

Career	
6	Simon Fletcher
6	Rulon Jones
3	Rubin Carter
3	Neil Smith
2	Lyle Alzado
2	Karl Mecklenburg
2	Jim Ryan
2	Alfred Williams
1.5	Ken Woodard
Game	
2	N. Smith at Kansas City, 1/4/98
2	A. Williams at Kansas City, 1/4/98
2	Fletcher at L.A. Raiders, 1/9/94
2	Fletcher vs. Cleveland, 1/14/90
2	R. Jones vs. New England, 1/4/87
2	Alzado vs. Dallas, 1/15/78
2	Carter vs. Dallas, 1/15/78

PUNT RETURNS

MOST PUNT RETURNS

Career	
13	Vance Johnson
11	Darrien Gordon
10	Rick Upchurch
7	Gerald Willhite
6	Kevin Clark
3	Glyn Milburn
3	Zach Thomas
Game	
5	Gordon vs. New York Jets, 1/17/99
4	V. Johnson vs. Cleveland, 1/14/90
3	Milburn at L.A. Raiders, 1/9/94
3	V. Johnson at Buffalo, 1/12/92
3	Willhite at Cleveland, 1/11/87
3	V. Johnson vs. New England, 1/4/87
3	Z. Thomas at Seattle, 12/24/83
3	Upchurch vs. Dallas, 1/15/78

MOST YARDS ON PUNT RETURNS

Career	
162	Darrien Gordon
115	Vance Johnson
92	Rick Upchurch
46	Kevin Clark
45	Gerald Willhite
38	Glyn Milburn
Game	
79	Gordon vs. New York Jets, 1/17/99
38	Milburn at L.A. Raiders, 1/9/94
36	Gordon at Kansas City, 1/4/98
36	V. Johnson at Buffalo, 1/12/92
36	V. Johnson vs. Cleveland, 1/14/90
30	Upchurch at Pittsburgh, 12/30/78
26	V. Johnson vs. New England, 1/4/87
25	Upchurch at Houston, 12/23/79

BEST AVERAGE PER RETURN

Career (min. 2 returns)

14.7	Darrien Gordon
12.7	Glyn Milburn
9.2	Rick Upchurch
8.8	Vance Johnson
7.6	Kevin Clark
6.4	Gerald Willhite

POSTSEASON INDIVIDUAL RECORDS — SPECIAL TEAMS / SCORING

Game (min. 2 returns)

15.8	Gordon vs. New York Jets, 1/17/99
15.0	Upchurch at Pittsburgh, 12/30/78
12.7	Milburn at L.A. Raiders, 1/9/94
12.5	Upchurch at Houston, 12/23/79
12.0	V. Johnson at Buffalo, 1/12/92
9.5	Gordon at Pittsburgh, 1/11/98
9.0	V. Johnson vs. Cleveland, 1/14/90
9.0	K. Clark vs. Washington, 1/31/88

LONGEST PUNT RETURN

36	Gordon vs. New York Jets, 1/17/99
36	Gordon at Kansas City, 1/4/98
22	Upchurch at Pittsburgh, 12/30/78
19	Gordon at Pittsburgh, 1/11/98
18	Milburn at L.A. Raiders, 1/9/94
17	Willhite vs. Pittsburgh, 12/30/84
17	Upchurch at Houston, 12/23/79
14	Gordon vs. Jacksonville, 12/27/97

KICKOFF RETURNS

MOST KICKOFF RETURNS

Career	
21	Ken Bell
20	Vaughn Hebron
12	Rick Upchurch
8	Darren Carrington
6	Glyn Milburn
6	Alton Montgomery
Game	
6	Milburn at L.A. Raiders, 1/9/94
6	Carrington vs. San Fran., 1/28/90
5	Bell vs. Washington, 1/31/88
4	Hebron vs. Green Bay, 1/25/98
4	Hebron at Pittsburgh, 1/11/98
4	Montgomery vs. Houston, 1/4/92
4	Z. Thomas at Seattle, 12/24/83

MOST YARDS ON KICKOFF RETURNS

Career	
460	Vaughn Hebron
383	Ken Bell
259	Rick Upchurch
197	Darren Carrington
122	Alton Montgomery
85	Glyn Milburn
Game	
146	Carrington vs. San Fran., 1/28/90
94	Upchurch vs. Dallas, 1/15/78
88	Montgomery vs. Houston, 1/4/92
88	Bell vs. Washington, 1/31/88
87	Hebron vs. Jacksonville, 12/27/97
85	Hebron vs. Jacksonville, 1/4/97
85	Milburn at L.A. Raiders, 1/9/94
81	Z. Thomas at Seattle, 12/23/83

BEST AVERAGE PER KICKOFF RETURN

Career (min. 3 returns)

27.25	John Schultz
24.63	Darren Carrington
23.00	Vaughn Hebron
22.00	Alton Montgomery
21.58	Rick Upchurch
20.75	Zach Thomas

Game (min. 2 returns)

31.33	Upchurch vs. Dallas, 1/15/78
29.00	Hebron vs. Jacksonville, 12/27/97
28.33	Hebron vs. Jacksonville, 1/4/97

25.50	Hebron at Kansas City, 1/4/98
24.33	Carrington vs. San Fran., 1/28/90
22.00	Montgomery vs. Houston, 1/4/88
21.00	Hebron vs. Atlanta, 1/31/99
21.00	Bell vs. New England, 1/4/87
20.25*	Z. Thomas at Seattle, 12/24/83

LONGEST KICKOFF RETURN

67	Upchurch vs. Dallas, 1/15/78
51	Hebron vs. Jacksonville, 12/27/97
39	Carrington vs. San Fran., 1/28/90
38	Hebron vs. Jacksonville, 1/4/97
37	Schultz vs. Dallas, 1/15/78
35	Bell vs. New England, 1/4/87
32	Hebron vs. Green Bay, 1/25/98
31	Bell vs. Pittsburgh, 1/7/90
31	Willhite vs. Pittsburgh, 12/30/84

SCORING

MOST TOUCHDOWNS SCORED

Career	
12	Terrell Davis
6	John Elway
4	Howard Griffith
4	Vance Johnson
3	Derek Loville
3	Rod Smith
3	Sammy Winder
Game	
3	Davis vs. Green Bay, 1/25/98
2	Griffith vs. Atlanta, 1/31/99
2	Davis vs. Miami, 1/9/99
2	Davis at Kansas City, 1/4/98
2	Davis vs. Jacksonville, 12/27/97
2	Loville vs. Jacksonville, 12/27/97
2	G. Lewis vs. Houston, 1/4/92
2	Winder vs. Cleveland, 1/14/90
2	Bratton vs. Pittsburgh, 1/7/90
2	Kay vs. Houston, 1/10/88
2	Moses vs. Oakland, 1/1/78

MOST PAT ATTEMPTS

Career	
31	Jason Elam
19	Rich Karlis
12	David Treadwell
9	Jim Turner
Game	
6	Elam vs. Jacksonville, 12/27/97
5	Elam vs. Miami, 1/9/99
5	Karlis vs. Cleveland, 1/17/88
4	Elam vs. Atlanta, 1/31/99
4	Elam vs. Green Bay, 1/25/98
4	Treadwell vs. Cleveland, 1/14/90
4	Karlis vs. Houston, 1/10/88
4	Turner vs. Pittsburgh, 12/24/77

BEST PAT PERCENTAGE

Career	
1.000	Rich Karlis (19/19)
1.000	Jim Turner (9/9)
.968	Jason Elam (30/31)

MOST FIELD GOALS ATTEMPTED

Career	
18	Rich Karlis
11	Jason Elam
11	David Treadwell
9	Jim Turner

POSTSEASON INDIVIDUAL RECORDS / POSTSEASON TEAM RECORDS

Game	
4	Elam vs. Atlanta, 1/31/99
4	Treadwell vs. Cleveland, 1/28/90
4	Karlis vs. N.Y. Giants, 1/25/87
3	Elam vs. N.Y. Jets, 1/17/99
3	Treadwell at Buffalo, 1/12/92
3	Karlis at Cleveland, 1/11/87
3	Karlis vs. Pittsburgh, 12/30/84
3	Turner vs. Oakland, 1/1/78

MOST FIELD GOALS MADE

Career	
12	Rich Karlis
9	Jason Elam
7	David Treadwell
4	Jim Turner

Game	
3	Elam vs. N.Y. Jets, 1/17/99
3	Treadwell vs. Cleveland, 1/14/90
3	Karlis at Cleveland, 1/11/87
2	Elam vs. Atlanta, 1/31/99
2	Treadwell vs. Houston, 1/4/92
2	Karlis vs. Houston, 1/10/88
2	Karlis vs. N.Y. Giants, 1/25/87
2	Karlis vs. New England, 1/4/87
2	Turner vs. Pittsburgh, 12/24/77

BEST FIELD GOAL PERCENTAGE

Career	
.818	Jason Elam (9/11)
.667	Rich Karlis (12/18)
.636	David Treadwell (7/11)
.444	Jim Turner (4/9)

LONGEST FIELD GOALS

51	Elam vs. Green Bay, 1/25/98
49	Treadwell vs. Houston, 1/4/92
48	Elam vs. N.Y. Jets, 1/17/99
48	Karlis vs. N.Y. Giants, 1/25/87
47	Turner vs. Dallas, 1/15/78
44	Turner vs. Pittsburgh, 12/24/77
43	Elam at Pittsburgh, 1/11/98
43	Treadwell vs. Pittsburgh, 1/7/90
43	Karlis vs. Houston, 1/10/88

MOST POINTS SCORED

Career	
74	Terrell Davis
57	Jason Elam
55	Rich Karlis
36	John Elway
32	David Treadwell
24	Howard Griffith
24	Vance Johnson
21	Jim Turner
18	Derek Loville
18	Rod Smith
18	Sammy Winder

Game	
18	Davis vs. Green Bay, 1/25/98
13	Treadwell vs. Cleveland, 1/14/90
12	Griffith vs. Atlanta, 1/31/99
12	Davis vs. Miami, 1/9/99
12	Davis at Kansas City, 1/4/98
12	Davis vs. Jacksonville, 12/27/97
12	Loville vs. Jacksonville, 12/27/97
12	G. Lewis vs. Houston, 1/4/92
12	Winder vs. Cleveland, 1/14/90
12	Bratton vs. Pittsburgh, 1/7/90
12	Kay vs. Houston, 1/10/88
12	Moses vs. Oakland, 1/1/78

POSTSEASON GAME-BY-GAME

WON-LOST RECORD: 16-11

1/31/99	Denver 34, Atlanta 19 (Super Bowl XXXIII (Pro Player Stadium; att.: 74,803)
1/17/99	Denver 23, New York Jets 10 (AFC Championship Game (Mile High Stadium; att.: 75,482)
1/9/99	Denver 38, Miami 3 (AFC Divisional Playoff Game (Mile High Stadium; att.: 75,729)
1/25/98	Denver 31, Green Bay 24 (Super Bowl XXXII (Qualcomm Stadium; att.: 68,912)
1/11/98	Denver 24, Pittsburgh 21 (AFC Championship Game (Three Rivers Stadium; att.: 61,382)
1/4/98	Denver 14, Kansas City 10 (AFC Divisional Playoff (Arrowhead Stadium; att.: 76,965)
12/27/97	Denver 42, Jacksonville 17 (AFC Wild Card Playoff (Mile High Stadium; att.: 74,481)
1/4/97	Jacksonville 30, Denver 27 (AFC Divisional Playoff (Mile High Stadium; att.: 75,678)
1/9/94	L.A. Raiders 42, Denver 24 (AFC Wild Card Playoff (L.A. Coliseum; att.: 65,314)
1/12/92	Buffalo 10, Denver 7 (AFC Championship Game (Rich Stadium; att.: 80,272)
1/4/92	Denver 26, Houston 24 (AFC Divisional Playoff (Mile High Stadium; att.: 75,301)
1/28/90	San Francisco 55, Denver 10 (Super Bowl XXIV (Superdome; att.: 72,919)
1/14/90	Denver 37, Cleveland 21 (AFC Championship Game (Mile High Stadium; att.: 76,005)
1/7/90	Denver 24, Pittsburgh 23 (AFC Divisional Playoff (Mile High Stadium; att.: 75,868)
1/31/88	Washington 42, Denver 10 (Super Bowl XXII (Jack Murphy Stadium; att.: 73,302)
1/17/88	Denver 38, Cleveland 33 (AFC Championship Game (Mile High Stadium; att.: 75,993)
1/10/88	Denver 34, Houston 10 (AFC Divisional Playoff (Mile High Stadium; att.: 75,968)
1/25/87	N.Y. Giants 39, Denver 20 (Super Bowl XXI (Rose Bowl; att.: 101,063)
1/11/87	Denver 23, Cleveland 20 (OT) (AFC Championship Game (Cleveland Stadium; att.: 79,915)
1/4/87	Denver 22, New England 17 (AFC Divisional Playoff (Mile High Stadium; att.: 76,105)
12/30/84	Pittsburgh 24, Denver 17 (AFC Divisional Playoff (Mile High Stadium; att.: 76,105)
12/24/83	Seattle 31, Denver 7 (AFC Wild Card Playoff (Kingdome; att.: 60,752)
12/23/79	Houston 13, Denver 7 (AFC Wild Card Playoff (Astrodome; att.: 48,776)

POSTSEASON TEAM RECORDS — OFFENSE

12/30/78	Pittsburgh 33, Denver 10 (AFC Divisional Playoff (Three Rivers; att.: 48,921)
1/15/78	Dallas 27, Denver 10 (Super Bowl XII (Superdome; att.: 76,400)
1/1/78	Denver 20, Oakland 17 (AFC Championship Game (Mile High Stadium; att.: 74,982)
12/24/77	Denver 34, Pittsburgh 17 (AFC Divisional Playoff (Mile High Stadium; att.: 75,011)

HIGHEST AVERAGE GAIN PER PLAY

7.0	vs. Atlanta, 1/31/99
7.0	vs. Pittsburgh, 1/7/90
6.8	vs. Miami, 1/9/99
6.7	vs. Jacksonville, 12/27/97
6.5	vs. Cleveland, 1/14/90
6.4	vs. Houston, 1/4/92
6.1	vs. Cleveland, 1/17/88
5.9	vs. Jacksonville, 1/4/97
5.8	vs. NY Giants, 1/25/87

RUSHING

MOST RUSHES

49	vs. Jacksonville, 12/27/97
42	vs. New England, 1/4/87
39	vs. Green Bay, 1/25/98
39	vs. Cleveland, 1/14/90
39	vs. Cleveland, 1/17/88
38	vs. New York Jets, 1/17/99
38	vs. Miami, 1/9/99
37	(three times; last at Cleveland, 1/11/87)

MOST RUSHING YARDS

310	vs. Jacksonville, 12/27/97
250	vs. Miami, 1/9/99
188	vs. New England, 1/4/87
179	vs. Green Bay, 1/25/98
178	vs. New York Jets, 1/17/99
156	vs. Cleveland, 1/17/88
151	vs. Houston, 1/4/92
150	at Pittsburgh, 1/11/98
149	at Cleveland, 1/11/87
138	vs. Pittsburgh, 1/7/90

BEST AVERAGE GAIN PER RUSH

6.6	vs. Miami, 1/9/99
6.3	vs. Jacksonville, 12/27/97
6.0	vs. Jacksonville, 1/4/97
5.7	vs. Washington, 1/31/88
5.0	at Pittsburgh, 1/11/98
4.9	vs. Houston, 1/4/92
4.7	vs. New York Jets, 1/17/99
4.6	vs. Green Bay, 1/25/98
4.5	vs. Pittsburgh, 1/7/90
4.5	vs. New England, 1/4/87

MOST RUSHING TOUCHDOWNS

5	vs. Jacksonville, 12/27/97
4	vs. Green Bay, 1/25/98
3	vs. Atlanta, 1/31/99
3	vs. Miami, 1/9/99
2	(six times; last vs. Jacksonville, 1/4/97)

SCORING

MOST POINTS SCORED

42	vs. Jacksonville, 12/27/97
38	vs. Miami, 1/9/99
38	vs. Cleveland, 1/17/88
37	vs. Cleveland, 1/14/90
34	vs. Atlanta, 1/31/99
34	vs. Houston, 1/10/88
34	vs. Pittsburgh, 12/24/77
31	vs. Green Bay, 1/25/98
27	vs. Jacksonville, 1/4/97
26	vs. Houston, 1/4/92

MOST POINTS SCORED, ONE HALF

27	vs. Cleveland, 1/14/90 (2nd)
24	at Pittsburgh, 1/11/98 (1st)
23	vs. New York Jets, 1/17/99 (2nd)
21	vs. Miami, 1/9/99 (1st)
21	vs. Jacksonville, 12/27/97 (2nd)
21	vs. Jacksonville, 12/27/97 (1st)
21	at L.A. Raiders, 1/9/94 (1st)
21	vs. Cleveland, 1/17/88 (1st)
20	vs. Pittsburgh, 12/24/77 (2nd)

MOST POINTS SCORED, ONE QUARTER

21	vs. Jacksonville, 12/27/97 (4th)
20	vs. New York Jets, 1/17/99 (3rd)
17	vs. Atlanta, 1/31/99 (4th)
17	at Pittsburgh, 1/11/98 (2nd)
15	vs. Jacksonville, 1/4/97 (4th)
14	vs. Miami, 1/9/99 (4th)
14	vs. Miami, 1/9/99 (1st)
14	vs. Jacksonville, 12/27/97 (1st)
14	at LA Raiders, 1/9/94 (2nd)
14	vs. Cleveland, 1/14/90 (3rd)
14	vs. Cleveland, 1/17/88 (1st)

TOTAL OFFENSE

MOST TOTAL PLAYS

77	at Cleveland, 1/11/87
76	vs. Jacksonville, 12/27/97
76	vs. Cleveland, 1/14/90
75	vs. New York Jets, 1/17/99
75	vs. New England, 1/4/87
73	at LA Raiders, 1/9/94
69	at Buffalo, 1/12/92 & at Seattle, 12/24/83

MOST TOTAL YARDS

511	vs. Jacksonville, 12/27/97
497	vs. Cleveland, 1/14/90
457	vs. Atlanta, 1/31/99
441	vs. New England, 1/4/87
424	vs. Miami, 1/9/99
418	vs. Houston, 1/4/92
412	vs. Cleveland, 1/17/88
387	at LA Raiders, 1/9/94
374	at Cleveland, 1/11/87

PASSING

MOST PASS ATTEMPTS

54	at Los Angeles Raiders, 1/9/94
41	vs. New York Giants, 1/25/87
39	vs. Washington, 1/31/88
38	vs. Jacksonville, 1/4/97
38	at Cleveland, 1/11/87
38	vs. Pittsburgh, 12/24/77

MOST COMPLETIONS

32	at Los Angeles Raiders, 1/9/94
26	vs. New York Giants, 1/25/87
25	vs. Jacksonville, 1/4/97
24	at Seattle, 12/24/83
22	at Buffalo, 1/12/92
22	at Cleveland, 1/11/87

POSTSEASON TEAM RECORDS — OFFENSE / SPECIAL TEAMS / MISC.

BEST COMPLETION PERCENTAGE

706 (24/34) at Seattle, 12/24/83
667 (16/24) vs. Jacksonville, 12/27/97
667 (22/33) at Buffalo, 1/12/92
658 (25/38) vs. Jacksonville, 1/4/97
634 (26/41) vs. New York Giants, 1/25/87
621 (18/29) vs. Atlanta, 1/31/99
609 (14/23) vs. Miami, 1/9/99
600 (12/20) vs. Pittsburgh, 1/7/90

MOST NET PASSING YARDS

377 vs. Cleveland, 1/14/90
336 vs. Atlanta, 1/31/99
331 at Los Angeles Raiders, 1/9/94
320 vs. New York Giants, 1/25/87
267 vs. Houston, 1/4/92
256 vs. Cleveland, 1/17/88

MOST TOUCHDOWN PASSES

3 at Los Angeles Raiders, 1/9/94
3 vs. Cleveland, 1/14/90
3 vs. Cleveland, 1/17/88
2 (six times; last at Pittsburgh, 1/11/98)

MOST INTERCEPTIONS THROWN

4 vs. Dallas, 1/15/78
3 vs. Washington, 1/31/88
2 vs. New England, 1/4/87
2 vs. Pittsburgh, 12/30/84
2 at Seattle, 12/24/83

MOST TIMES SACKED

6 at Houston, 12/23/79
6 at Pittsburgh, 12/30/78
5 vs. Washington, 1/31/88
4 at Buffalo, 1/12/92
4 vs. New York Giants, 1/25/87
4 vs. Pittsburgh, 12/30/84
4 vs. Dallas, 1/15/78

MOST YARDAGE LOST ON SACKS

50 vs. Washington, 1/31/88
40 at Houston, 12/23/79
37 vs. Pittsburgh, 12/30/84
37 at Pittsburgh, 12/30/78

FIRST DOWNS

MOST FIRST DOWNS

28 vs. Jacksonville, 12/27/97
26 at Los Angeles Raiders, 1/9/94
26 vs. Houston, 1/4/92
24 vs. Miami, 1/9/99
24 vs. Cleveland, 1/17/88
23 at Pittsburgh, 1/11/98
23 vs. New York Giants, 1/25/87
23 vs. New England, 1/4/87

MOST FIRST DOWNS RUSHING

18 vs. Jacksonville, 12/27/97
14 vs. Green Bay, 1/25/98
13 vs. Miami, 1/9/99
13 vs. Houston, 1/4/92
12 vs. New England, 1/4/87
10 vs. Cleveland, 1/17/88
9 vs. Houston, 1/10/88

MOST FIRST DOWNS PASSING

18 at Los Angeles Raiders, 1/9/94
16 vs. New York Giants, 1/25/87
15 at Pittsburgh, 1/11/98
14 vs. Atlanta, 1/31/99

14 vs. Cleveland, 1/14/90
14 at Seattle, 12/24/83
13 vs. Jacksonville, 1/4/97
13 at Buffalo, 1/12/92
13 at Cleveland, 1/11/87

MOST FIRST DOWNS BY PENALTY

4 at Los Angeles Raiders, 1/9/94
3 at Kansas City, 1/4/98
3 vs. Cleveland, 1/17/88
3 at Cleveland, 1/11/87
2 (11 times)

PUNTS

MOST PUNTS

8 vs. New York Jets, 1/17/99
7 vs. Washington, 1/31/88
7 at Cleveland, 1/11/87
6 at Kansas City, 1/4/98
6 at Buffalo, 1/12/92
6 vs. New England, 1/4/87
6 at Pittsburgh, 12/30/78

BEST PUNTING AVERAGE

48.5 vs. Miami, 1/9/99 (2 punts)
47.8 at Seattle, 12/24/83 (4 punts)
46.4 vs. Cleveland, 1/14/90 (5 punts)
46.0 vs. New England, 1/4/87 (6 punts)
45.2 at Houston, 12/23/79 (5 punts)

BEST NET PUNTING AVERAGE

40.3 at Buffalo, 1/12/92
40.0 vs. Pittsburgh, 12/30/84
39.5 vs. Oakland, 1/1/78

PUNT RETURNS

MOST PUNT RETURNS

5 vs. New York Jets, 1/17/99
4 vs. Cleveland, 1/14/90
4 vs. New England, 1/4/87
4 vs. Dallas, 1/15/78
4 vs. Oakland, 1/1/78

MOST YARDS PUNT RETURNS

79 vs. New York Jets, 1/17/99
38 at Los Angeles Raiders, 1/9/94
36 at Kansas City, 1/4/98
36 at Buffalo, 1/12/92
36 vs. Cleveland, 1/14/90
35 vs. New England, 1/4/87
30 at Pittsburgh, 12/30/78

KICKOFF RETURNS

MOST KICKOFF RETURNS

6 vs. Jacksonville, 1/4/97
6 at Los Angeles Raiders, 1/9/94
6 at Seattle, 12/24/83
6 at Pittsburgh, 12/30/78
6 vs. Dallas, 1/15/78

MOST YARDS ON KICKOFF RETURNS

173 vs. Dallas, 1/15/78
123 vs. Jacksonville, 1/4/97
119 vs. Pittsburgh, 1/7/90
118 at Seattle, 12/24/83
95 vs. Green Bay, 1/25/98
88 vs. Houston, 1/4/92
88 vs. Washington, 1/31/88
87 vs. Jacksonville, 12/27/97

POSTSEASON TEAM RECORDS — MISCELLANEOUS / DEFENSE

FUMBLES

MOST FUMBLES

4 at Kansas City, 1/4/98
4 at Buffalo, 1/12/92
4 vs. Dallas, 1/15/78
3 vs. Jacksonville, 12/27/97
3 vs. Houston, 1/4/92
3 vs. Pittsburgh, 12/24/77

MOST FUMBLES LOST

4 vs. Dallas, 1/15/78
2 at Kansas City, 1/4/98
2 vs. Jacksonville, 12/27/97
2 vs. Cleveland, 1/14/90
2 at Pittsburgh, 12/30/78
1 (six times)

PENALTIES

MOST PENALTIES

10 at Los Angeles Raiders, 1/9/94
9 vs. Jacksonville, 12/27/97
8 at Kansas City, 1/4/98
8 vs. Jacksonville, 1/4/97
8 at Pittsburgh, 12/30/78
8 vs. Dallas, 1/15/78
8 vs. Oakland, 1/1/78

MOST YARDS PENALIZED

104 at Pittsburgh, 12/30/78
97 at Los Angeles Raiders, 1/9/94
94 vs. Jacksonville, 12/27/97
70 vs. Houston, 1/4/92
70 at Houston, 12/23/79
65 vs. Green Bay, 1/25/98
64 at Kansas City, 1/4/98
64 vs. Jacksonville, 1/4/97
60 vs. Dallas, 1/15/78

FEWEST PENALTIES

1 vs. Cleveland, 1/14/90
1 vs. Pittsburgh, 12/30/84
2 vs. Pittsburgh, 1/7/90
3 vs. New England, 1/4/87
3 vs. Pittsburgh, 12/24/77

FEWEST YARDS PENALIZED

5 vs. Cleveland, 1/14/90
5 vs. Pittsburgh, 12/30/84
19 vs. Pittsburgh, 1/7/90
20 three games

FIELD GOALS

MOST FIELD GOALS ATTEMPTED

4 vs. Atlanta, 1/31/99
4 vs. Cleveland, 1/14/90
4 vs. New York Giants, 1/25/87
3 vs. New York Jets, 1/17/99
3 at Buffalo, 1/12/92
3 at Cleveland, 1/11/87
3 vs. Pittsburgh, 12/30/84
3 vs. Oakland, 1/1/78

MOST FIELD GOALS MADE

3 vs. New York Jets, 1/17/99
3 vs. Cleveland, 1/14/90
3 at Cleveland, 1/11/87
2 vs. Atlanta, 1/31/99
2 vs. Houston, 1/4/91
2 vs. Houston, 1/10/88

2 vs. New York Giants, 1/25/87
2 vs. Pittsburgh, 12/24/77

TOTAL DEFENSE

FEWEST TOTAL PLAYS ALLOWED

49 vs. Jacksonville, 12/27/97
51 vs. Miami, 1/9/99
53 at Los Angeles Raiders, 1/9/94
53 at Seattle, 12/24/83
54 vs. New England, 1/4/87
55 vs. Houston, 1/4/92
60 vs. Atlanta, 1/31/99
61 at Buffalo, 1/12/92; vs. Pittsburgh, 1/7/90

FEWEST TOTAL YARDS ALLOWED

213 at Buffalo, 1/12/92
237 vs. Jacksonville, 12/27/97
252 vs. Miami, 1/9/99
256 vs. Cleveland, 1/14/90
271 vs. New England, 1/4/87
282 at Houston, 12/23/79

LOWEST AVERAGE YIELD PER PLAY

3.5 at Buffalo, 1/12/92
4.0 vs. Pittsburgh, 12/24/77
4.1 vs. Cleveland, 1/14/90
4.1 vs. Oakland, 1/1/78

RUSHING DEFENSE

FEWEST RUSHING PLAYS ALLOWED

13 vs. New York Jets, 1/17/99
13 vs. Miami, 1/9/99
14 vs. Jacksonville, 12/27/97
14 vs. Cleveland, 1/14/90
19 vs. Houston, 1/4/92
20 vs. Green Bay, 1/25/98
23 vs. Atlanta, 1/31/99
24 at Kansas City, 1/4/98
24 vs. New England, 1/4/87
26 vs. Houston, 1/10/88

FEWEST RUSHING YARDS ALLOWED

14 vs. New York Jets, 1/17/99
14 vs. Miami, 1/9/99
50 vs. Jacksonville, 12/27/97
66 vs. Cleveland, 1/14/90
73 vs. Houston, 1/10/88
77 at Kansas City, 1/4/98
94 vs. Oakland, 1/1/78
95 vs. Green Bay, 1/25/98
97 vs. Houston, 1/4/92
100 at Cleveland, 1/11/87

LOWEST AVERAGE YIELD PER RUSH

1.1 vs. New York Jets, 1/17/99
1.1 vs. Miami, 1/9/99
2.6 vs. Oakland, 1/1/78
3.0 at Buffalo, 1/12/92
3.0 at Cleveland, 1/11/87
3.2 at Kansas City, 1/4/98
3.2 at Houston, 12/23/79

PASSING DEFENSE

FEWEST OPPONENT PASSES ALLOWED

13 at Seattle, 12/24/83
19 at Los Angeles Raiders, 1/9/94
22 at Houston, 12/23/79
24 vs. New England, 1/4/87

POSTSEASON TEAM RECORDS — DEFENSE / SPECIAL TEAMS

FEWEST OPPONENT PASSES COMPLETED

10	at Houston, 12/23/79
12	at Seattle, 12/24/83
13	at Los Angeles Raiders, 1/9/94
13	at Buffalo, 1/12/92
13	vs. New England, 1/4/87

FEWEST OPPONENT NET YARDS PASSING

109	at Buffalo, 1/12/92
147	at Houston, 12/23/79
150	vs. New England, 1/4/87
177	vs. Pittsburgh, 12/24/77

LOWEST % OF OPPONENT PASSES COMPLETED

.432	vs. Cleveland, 1/14/90 (19/44)
.455	at Houston, 12/23/79 (10/22)
.486	vs. Oakland, 1/1/78 (17/35)
.514	vs. Pittsburgh, 12/24/77 (19/37)

MOST OPPONENT PASSES INTERCEPTED

3	vs. Atlanta, 1/31/99
3	at Pittsburgh, 1/11/98
3	vs. Pittsburgh, 12/24/77
2	vs. New York Jets, 1/17/99; vs. Miami, 1/9/99
	at Buffalo, 1/12/92; vs. Houston, 1/10/88
	at Cleveland, 1/11/87; at Houston, 12/23/79

MOST YARDS ON INTERCEPTION RETURNS

136	vs. Atlanta, 1/31/99
75	vs. Houston, 1/10/88
64	vs. Pittsburgh, 12/24/77
48	vs. New York Jets, 1/17/99
48	vs. Miami, 1/9/99
40	at Cleveland, 1/11/87
14	at Cleveland, 1/14/90; vs. Oakland, 1/1/78

MOST SACKS

6	vs. New England, 1/4/87
5	vs. Dallas, 1/15/78
4	at Kansas City, 1/4/98
4	vs. Cleveland, 1/14/90
3	at Pittsburgh, 1/11/98; vs. Jacksonville, 12/27/97

MOST OPPONENT YARDAGE LOST ON SACKS

44	vs. New England, 1/4/87
35	vs. Dallas, 1/15/78
34	at Kansas City, 1/4/98
21	at Seattle, 12/24/83

FIRST DOWNS

FEWEST OPPONENT FIRST DOWNS

12	at Buffalo, 1/12/92
12	vs. New England, 1/4/87
14	vs. Miami, 1/9/99
14	vs. Jacksonville, 12/27/97
14	vs. Cleveland, 1/14/90
17	at Cleveland, 1/11/87
17	vs. Dallas, 1/15/78

FEWEST OPPONENT RUSHING FIRST DOWNS

1	vs. New York Jets, 1/17/99
1	vs. Miami, 1/9/99
3	vs. Jacksonville, 12/27/97
3	vs. Cleveland, 1/14/90
4	at Kansas City, 1/4/98
4	at Cleveland, 1/11/87
5	three times; last at Buffalo, 1/12/92

FEWEST OPPONENT PASSING FIRST DOWNS

5	at Buffalo, 1/12/92
6	vs. New England, 1/4/87
6	at Houston, 12/23/79

8	vs. Dallas, 1/15/78
8	vs. Pittsburgh, 12/24/77
9	vs. Jacksonville, 12/27/97

FEWEST OPPONENT FIRST DOWNS BY PENALTY

0	vs. New York Jets, 1/17/99
0	vs. San Francisco, 1/28/90
0	vs. Cleveland, 1/14/90
0	vs. Pittsburgh, 1/7/90
0	vs. New England, 1/4/87
0	vs. Pittsburgh, 12/30/84
0	vs. Pittsburgh, 12/24/77

PUNTING

MOST OPPONENT PUNTS

9	vs. New England 1/4/87
8	at Buffalo, 1/12/92
8	vs. Cleveland, 1/14/90

LOWEST OPPONENT PUNTING AVERAGE

28.3	at Houston, 12/23/79 (3 punts)
29.5	vs. Jacksonville, 12/27/97 (4 punts)
34.0	vs. Pittsburgh, 12/24/77 (6 punts)
36.0	vs. Oakland, 1/1/78 (5 punts)

FUMBLES

MOST OPPONENT FUMBLES

6	vs. Dallas, 1/15/78
4	vs. New York Jets, 1/17/99
4	at Pittsburgh, 12/30/78
3	vs. Cleveland, 1/14/90; Cleveland, 1/17/88
	Cleveland, 1/11/87; Pittsburgh, 12/30/84

MOST OPP. FUMBLES RECOVERED BY DENVER

4	vs. New York Jets, 1/17/99
3	vs. Cleveland, 1/17/88
2	vs. Green Bay, 1/25/98; vs. Pittsburgh, 1/7/90
	Pittsburgh, 12/30/84; vs. Dallas, 1/15/78
	vs. Oakland, 1/1/78

PENALTIES

MOST OPPONENT PENALTIES

17	at L.A. Raiders, 1/9/94
13	vs. Houston, 1/4/92
12	vs. Dallas, 1/15/78
11	at Pittsburgh, 12/30/78
10	vs. Miami, 1/9/99; vs. Houston, 1/10/88
	vs. Pittsburgh, 12/24/77

MOST YARDS OPPONENT PENALIZED

130	at L.A. Raiders, 1/9/94
94	vs. Dallas, 1/15/78
88	at Pittsburgh, 12/30/78
85	vs. Houston, 1/4/92
76	at Cleveland, 1/11/87

SCORING DEFENSE

FEWEST POINTS ALLOWED

3	vs. Miami, 1/9/99
10	vs. New York Jets, 1/17/99
10	at Kansas City, 1/4/98
10	at Buffalo, 1/12/92
10	vs. Houston, 1/10/88
13	at Houston, 12/23/79
17	vs. Jacksonville, 12/27/97
17	vs. New England, 1/4/87
17	vs. Oakland, 1/1/78

OUTSTANDING PERFORMANCES

A COMPLETE LIST OF DENVER'S 100-YARD RUSHING, 100-YARD RECEIVING AND 300-YARD PASSING PERFORMANCES

100-YARD RUSHING GAMES — 111 TOTAL (103 REGULAR SEASON / 8 POSTSEASON)

Player	Performance	Date, Opponent
Don Stone	17-104, 1 TD	Oct. 6, 1963 vs. San Diego
Billy Joe	20-105, 0 TD	Nov. 17, 1963 vs. New York
Billy Joe	16-108, 1 TD	Nov. 15, 1964 vs. New York
Cookie Gilchrist	32-142, 0 TD	Sept. 24, 1965 at Boston
Cookie Gilchrist	16-119, 0 TD	Nov. 14, 1965 at Houston
Floyd Little	25-126, 1 TD	Oct. 27, 1968 vs. Miami
Floyd Little	30-147, 1 TD	Nov. 3, 1968 at Boston
Floyd Little	21-105, 1 TD	Sept. 14, 1969 vs. Boston
Floyd Little	15-104, 1 TD	Sept. 21, 1969 vs. New York Jets
Floyd Little	29-166, 1 TD	Oct. 19, 1969 at Cincinnati
Floyd Little	16-140, 1 TD	Oct. 25, 1970 at San Francisco
Bobby Anderson	25-106, 1 TD	Oct. 17, 1971 vs. San Diego
Floyd Little	25-113, 1 TD	Oct. 24, 1971 at Cleveland
Floyd Little	24-123, 1 TD	Oct. 31, 1971 at Philadelphia
Floyd Little	22-101, 0 TD	Nov. 14, 1971 vs. Cincinnati
Floyd Little	29-125, 0 TD	Dec. 5, 1971 vs. Chicago
Floyd Little	22-101, 0 TD	Sept. 17, 1972 vs. Houston
Floyd Little	18-100, 2 TD	Oct. 15, 1972 vs. Minnesota
Floyd Little	14-124, 1 TD	Nov. 5, 1972 at New York Giants
Floyd Little	19-123, 1 TD	Oct. 14, 1973 at Houston
Joe Dawkins	30-117, 0 TD	Oct. 28, 1973 at New York Jets
Floyd Little	22-109, 2 TD	Nov. 11, 1973 vs. San Diego
Otis Armstrong	19-131, 0 TD	Sept. 22, 1974 vs. Pittsburgh
Otis Armstrong	17-142, 1 TD	Oct. 27, 1974 at Cleveland
Otis Armstrong	19-110, 1 TD	Nov. 10, 1974 at Baltimore
Otis Armstrong	29-146, 0 TD	Nov. 24, 1974 at Oakland
Jon Keyworth	15-148, 1 TD	Nov. 24, 1974 at Oakland
Otis Armstrong	24-144, 1 TD	Nov. 28, 1974 at Detroit
Otis Armstrong	31-183, 3 TD	Dec. 8, 1974 vs. Houston
Otis Armstrong	18-142, 0 TD	Dec. 15, 1974 at San Diego
Jon Keyworth	20-132, 0 TD	Nov. 30, 1975 vs. San Diego
Otis Armstrong	16-101, 1 TD	Oct. 24, 1976 at Kansas City
Otis Armstrong	18-116, 0 TD	Nov. 7, 1976 vs. Tampa Bay
Otis Armstrong	26-116, 1 TD	Dec. 12, 1976 at Chicago
Norris Weese	12-120, 0 TD	Dec. 12, 1976 at Chicago
Otis Armstrong	21-120, 0 TD	Nov. 20, 1977 at Kansas City
Rob Lytle	16-110, 1 TD	Nov. 19, 1978 vs. Green Bay
Rob Lytle	18-102, 1 TD	Nov. 25, 1979 vs. Oakland
Otis Armstrong	22-107, 1 TD	Oct. 13, 1980 vs. Washington
Otis Armstrong	25-106, 1 TD	Oct. 26, 1980 at New York Giants
Sammy Winder	20-119, 0 TD	Sept. 25, 1983 vs. L.A. Raiders
Sammy Winder	29-165, 0 TD	Oct. 9, 1983 at Houston
Sammy Winder	31-139, 1 TD	Sept. 23, 1984 vs. Kansas City
Sammy Winder	34-126, 0 TD	Oct. 28, 1984 at L.A. Raiders
Sammy Winder	20-103, 2 TD	Sept. 29, 1985 vs. Miami
Sammy Winder	20-104, 2 TD	Sept. 21, 1986 at Philadelphia
Sammy Winder	19-102, 0 TD	Jan. 4, 1987 vs. New England*
Joe Dudek	23-128, 2 TD	Oct. 12, 1987 vs. L.A. Raiders
Tony Dorsett	23-113, 1 TD	Sept. 11, 1988 vs. San Diego
Tony Dorsett	32-119, 2 TD	Sept. 26, 1988 vs. L.A. Raiders
Sammy Winder	17-100, 0 TD	Oct. 9, 1988 at San Francisco
Bobby Humphrey	23-102, 1 TD	Oct. 8, 1989 vs. San Diego
Bobby Humphrey	25-105, 2 TD	Nov. 5, 1989 vs. Pittsburgh
Bobby Humphrey	31-110, 0 TD	Nov. 20, 1989 at Washington
Bobby Humphrey	31-125, 0 TD	Dec. 3, 1989 at L.A. Raiders
Bobby Humphrey	23-128, 0 TD	Dec. 16, 1989 at Phoenix
Bobby Humphrey	19-132, 2 TD	Sept. 17, 1990 vs. Kansas City
Bobby Humphrey	25-129, 0 TD	Sept. 23, 1990 vs. Seattle
Bobby Humphrey	34-177, 1 TD	Sept. 30, 1990 at Buffalo
Bobby Humphrey	20-106, 1 TD	Oct. 8, 1990 vs. Cleveland
Gaston Green	24-116, 0 TD	Sept. 1, 1991 vs. Cincinnati
Gaston Green	24-127, 3 TD	Sept. 22, 1991 vs. San Diego
Gaston Green	26-158, 0 TD	Sept. 29, 1991 at Minnesota
Greg Lewis	19-111, 1 TD	Nov. 3, 1991 vs. Pittsburgh

OUTSTANDING PERFORMANCES, CONT.

100-YARD RUSHING GAMES, CONT.

Player	Performance	Date, Opponent
Gaston Green	18-103, 0 TD	Nov. 10, 1991 vs. L.A. Raiders
Gaston Green	24-133, 1 TD	Nov. 17, 1991 at Kansas City
Rod Bernstein	23-101, 0 TD	Oct. 18, 1993 vs. L.A. Raiders
Rod Bernstein	21-103, 0 TD	Dec. 18, 1993 at Chicago
Leonard Russell	24-103, 0 TD	Oct. 9, 1994 at Seattle
Leonard Russell	19-109, 1 TD	Nov. 13, 1994 vs. Seattle
Terrell Davis	22-135, 1 TD	Nov. 5, 1995 vs. Arizona
Terrell Davis	30-176, 1 TD	Nov. 19, 1995 vs. San Diego
Terrell Davis	19-110, 1 TD	Nov. 26, 1995 at Houston
Glyn Milburn	18-131, 0 TD	Dec. 10, 1995 vs. Seattle
Aaron Craver	20-108, 1 TD	Dec. 24, 1995 at Oakland
Terrell Davis	28-111, 0 TD	Sept. 8, 1996 at Seattle
Terrell Davis	22-137, 1 TD	Sept. 15, 1996 vs. Tampa Bay
Terrell Davis	19-141, 2 TD	Sept. 22, 1996 at Kansas City
Terrell Davis	24-112, 0 TD	Sept. 29, 1996 at Cincinnati
Terrell Davis	28-194, 2 TD	Oct. 20, 1996 vs. Baltimore
Terrell Davis	32-154, 2 TD	Nov. 17, 1996 at New England
Terrell Davis	26-106, 1 TD	Dec. 1, 1996 at Seattle
Terrell Davis	26-101, 1 TD	Aug. 31, 1997 vs. Kansas City
Terrell Davis	21-107, 1 TD	Sept. 7, 1997 at Seattle
Terrell Davis	21-103, 0 TD	Sept. 14, 1997 vs. St. Louis
Terrell Davis	27-215, 1 TD	Sept. 21, 1997 vs. Cincinnati
Terrell Davis	32-171, 2 TD	Oct. 6, 1997 at New England
Terrell Davis	42-207, 1 TD	Oct. 26, 1997 at Buffalo
Terrell Davis	21-101, 0 TD	Nov. 2, 1997 vs. Seattle
Terrell Davis	21-104, 0 TD	Nov. 9, 1997 vs. Carolina
Terrell Davis	34-127, 0 TD	Nov. 16, 1997 at Kansas City
Terrell Davis	26-178, 1 TD	Nov. 30, 1997 at San Diego
Terrell Davis	31-184, 2 TD	Dec. 27, 1997 vs. Jacksonville*
Derek Loville	11-103, 2 TD	Dec. 27, 1997 vs. Jacksonville*
Terrell Davis	25-101, 2 TD	Jan. 4, 1998 at Kansas City*
Terrell Davis	26-139, 1 TD	Jan. 11, 1998 at Pittsburgh*
Terrell Davis	30-157, 3 TD	Jan. 25, 1998 vs. Green Bay†
Terrell Davis	23-191, 3 TD	Sept. 13, 1998 vs. Dallas
Terrell Davis	28-104, 0 TD	Sept. 20, 1998 at Oakland
Terrell Davis	21-119, 1 TD	Sept. 27, 1998 at Washington
Terrell Davis	20-168, 2 TD	Oct. 4, 1998 vs. Philadelphia
Terrell Davis	30-208, 1 TD	Oct. 11, 1998 at Seattle
Terrell Davis	31-136, 3 TD	Oct. 25, 1998 vs. Jacksonville
Terrell Davis	27-149, 2 TD	Nov. 1, 1998 at Cincinnati
Terrell Davis	18-111, 1 TD	Nov. 16, 1998 at Kansas City
Terrell Davis	31-162, 1 TD	Nov. 22, 1998 vs. Oakland
Terrell Davis	28-147, 1 TD	Dec. 13, 1998 at New York Giants
Terrell Davis	29-178, 0 TD	Dec. 27, 1998 vs. Seattle
Terrell Davis	21-199, 2 TD	Jan. 9, 1999 vs. Miami*
Terrell Davis	32-167, 1 TD	Jan. 17, 1999 vs. New York Jets*
Terrell Davis	25-102, 0 TD	Jan. 31, 1999 vs. Atlanta‡

(*Denotes post-season game; †Denotes Super Bowl XXXII; ‡Denotes Super Bowl XXXIII)

TOTALS — Terrell Davis 38 (includes seven postseason games), Floyd Little 15, Otis Armstrong 13, Bobby Humphrey 9, Sammy Winder 8 (includes one postseason game), Gaston Green 5, Rod Bernstein 2, Tony Dorsett 2, Cookie Gilchrist 2, Billy Joe 2, Jon Keyworth 2, Rob Lytle 2, Leonard Russell 2, Bobby Anderson 1, Aaron Craver 1, Joe Dawkins 1, Joe Dudek 1, Greg Lewis 1, Derek Loville 1 (postseason), Glyn Milburn 1, Donnie Stone 1, Norris Weese 1.

Most 100-yard games, regular season

- 11—Terrell Davis, 1998
- 10—Terrell Davis, 1997
- 7—Terrell Davis, 1996
- 7—Otis Armstrong, 1974
- 5—Gaston Green, 1991
- 5—Bobby Humphrey, 1989
- 4—Bobby Humphrey, 1990
- 4—Floyd Little, 1971

Most Consecutive 100-yard games

- 7—Terrell Davis, 1998
- 4—Terrell Davis, 1997 (three times)
- 4—Terrell Davis, 1996
- 4—Bobby Humphrey, 1990
- 4—Otis Armstrong, 1974

Most 100-yard games by a rookie

- 3—Terrell Davis, 1995
- 1—Jon Keyworth, 1974/Billy Joe, 1963

100-YARD RECEIVING GAMES — 178 TOTAL (168 REGULAR SEASON / 10 POSTSEASON)

Player	Performance	Date, Opponent
Al Carmichael	6-130, 1 TD	Sept. 9, 1960 at Boston
Lionel Taylor	6-125, 1 TD	Sept. 23, 1960 at New York
Lionel Taylor	7-101, 2 TD	Oct. 2, 1960 vs. Oakland
Al Carmichael	3-109, 2 TD	Oct. 23, 1960 vs. Boston
Lionel Taylor	10-106, 1 TD	Oct. 23, 1960 vs. Boston
Lionel Taylor	10-140, 1 TD	Nov. 6, 1960 vs. Houston
Al Carmichael	7-117, 2 TD	Nov. 6, 1960 vs. Houston
Lionel Taylor	10-138, 0 TD	Nov. 20, 1960 at Houston
Lionel Taylor	9-199, 3 TD	Nov. 27, 1960 vs. Buffalo
Lionel Taylor	9-171, 1 TD	Dec. 10, 1960 at Los Angeles
Lionel Taylor	7-132, 2 TD	Sept. 10, 1961 at Buffalo
Lionel Taylor	11-126, 0 TD	Sept. 24, 1961 at New York
Lionel Taylor	9-118, 0 TD	Oct. 1, 1961 at Oakland
Lionel Taylor	7-120, 1 TD	Oct. 8, 1961 vs. Dallas
Al Frazier	7-166, 1 TD	Oct. 15, 1961 vs. Oakland
Al Frazier	6-126, 1 TD	Oct. 22, 1961 vs. New York
Al Frazier	5-125, 1 TD	Nov. 12, 1961 vs. San Diego
Lionel Taylor	10-119, 0 TD	Nov. 12, 1961 vs. San Diego
Donnie Stone	9-137, 1 TD	Dec. 3, 1961 vs. Boston
Lionel Taylor	9-133, 0 TD	Sept. 15, 1962 at Buffalo
Al Frazier	4-125, 1 TD	Sept. 15, 1962 at Buffalo
Lionel Taylor	12-119, 0 TD	Sept. 21, 1962 at Boston
Jerry Tarr	4-152, 2 TD	Sept. 21, 1962 at Boston
Lionel Taylor	7-110, 0 TD	Dec. 9, 1962 at Dallas
Lionel Taylor	7-169, 1 TD	Sept. 29, 1963 vs. Boston
Lionel Taylor	7-142, 2 TD	Oct. 6, 1963 vs. San Diego
Bob Scarpitto	4-134, 2 TD	Oct. 13, 1963 vs. Houston
Lionel Taylor	10-116, 1 TD	Dec. 15, 1963 at Oakland
Gene Prebola	4-106, 1 TD	Dec. 15, 1963 at Oakland
Lionel Taylor	8-149, 0 TD	Sept. 27, 1964 vs. Houston
Hewritt Dixon	4-109, 0 TD	Oct. 25, 1964 at Oakland
Hewritt Dixon	5-121, 1 TD	Nov. 1, 1964 at Kansas City
Al Denison	3-113, 1 TD	Nov. 1, 1964 at Kansas City
Lionel Taylor	13-112, 0 TD	Nov. 29, 1964 vs. Oakland
Bob Scarpitto	11-111, 1 TD	Dec. 20, 1964 at Houston
Bob Scarpitto	5-108, 2 TD	Sept. 11, 1965 at San Diego
Lionel Taylor	9-172, 1 TD	Sept. 19, 1965 vs. Buffalo
Lionel Taylor	7-114, 0 TD	Nov. 7, 1965 vs. San Diego
Lionel Taylor	11-141, 2 TD	Nov. 21, 1965 vs. Oakland
Lionel Taylor	8-164, 0 TD	Dec. 5, 1965 at Oakland
Wendell Hayes	5-126, 1 TD	Dec. 5, 1965 at Oakland
Al Denison	5-158, 1 TD	Oct. 2, 1966 vs. Houston
Charlie Mitchell	4-126, 1 TD	Dec. 4, 1966 vs. Miami
Bob Scarpitto	5-123, 3 TD	Dec. 18, 1966 at Buffalo
Al Denison	4-131, 2 TD	Sept. 3, 1967 vs. Boston
Al Denison	7-134, 1 TD	Sept. 24, 1967 vs. New York Jets
Eric Crabtree	6-123, 1 TD	Oct. 22, 1967 vs. San Diego
Al Denison	4-107, 1 TD	Oct. 29, 1967 at Kansas City
Al Denison	7-102, 2 TD	Nov. 19, 1967 at Buffalo
Eric Crabtree	8-107, 1 TD	Nov. 23, 1967 at San Diego
Eric Crabtree	6-129, 1 TD	Dec. 17, 1967 vs. Kansas City
Al Denison	8-115, 0 TD	Sept. 15, 1968 at Cincinnati
Eric Crabtree	7-113, 0 TD	Sept. 22, 1968 at Kansas City
Eric Crabtree	5-148, 1 TD	Oct. 13, 1968 at New York Jets
Jimmy Jones	8-128, 2 TD	Oct. 20, 1968 at San Diego
Floyd Little	4-165, 1 TD	Nov. 24, 1968 vs. Buffalo
Al Denison	6-131, 2 TD	Dec. 8, 1968 at Oakland
Mike Haffner	4-122, 0 TD	Dec. 14, 1968 vs. Kansas City
Al Denison	6-138, 1 TD	Sept. 28, 1969 at Buffalo
Mike Haffner	6-102, 1 TD	Oct. 26, 1969 at Houston
Al Denison	6-140, 2 TD	Nov. 23, 1969 at San Diego
John Embree	9-122, 1 TD	Nov. 23, 1969 at San Diego
Jerry Simmons	6-153, 0 TD	Nov. 21, 1971 at Kansas
Rod Sherman	4-110, 0 TD	Sept. 17, 1972 vs. Houston
Jerry Simmons	6-118, 1 TD	Oct. 22, 1972 at Oakland
Bobby Anderson	13-143, 0 TD	Sept. 10, 1973 vs. Chicago
Riley Odoms	5-114, 1 TD	Nov. 4, 1973 at St. Louis
Haven Moses	5-108, 2 TD	Nov. 25, 1973 vs. Kansas City
Haven Moses	5-132, 0 TD	Oct. 13, 1974 vs. New Orleans

OUTSTANDING PERFORMANCES, CONT.

100-YARD RECEIVING GAMES, CONT.

Player	Performance	Date, Opponent
Floyd Little	7-127, 0 TD	Oct. 20, 1974 vs. San Diego
Riley Odums	7-125, 0 TD	Nov. 18, 1974 vs. Kansas City
Rick Upchurch	3-153, 1 TD	Sept. 21, 1975 vs. Kansas City
Haven Moses	5-168, 2 TD	Jan. 1, 1978 vs. Oakland*
Haven Moses	5-115, 0 TD	Nov. 12, 1978 at Cleveland
Haven Moses	5-101, 1 TD	Nov. 19, 1978 vs. Green Bay
Riley Odums	7-165, 2 TD	Dec. 10, 1978 vs. Kansas City
Haven Moses	5-116, 1 TD	Dec. 16, 1978 vs. Pittsburgh
Riley Odums	5-125, 0 TD	Sept. 23, 1979 vs. Seattle
Haven Moses	4-107, 1 TD	Oct. 14, 1979 at Kansas City
Haven Moses	5-133, 1 TD	Oct. 22, 1979 at Pittsburgh
Riley Odums	7-114, 0 TD	Oct. 28, 1979 vs. Kansas City
Haven Moses	5-103, 1 TD	Sept. 21, 1980 vs. San Diego
Haven Moses	6-141, 0 TD	Dec. 14, 1980 vs. Oakland
Riley Odums	8-128, 1 TD	Dec. 14, 1980 vs. Oakland
Steve Watson	7-143, 3 TD	Sept. 20, 1981 vs. Baltimore
Steve Watson	8-178, 2 TD	Sept. 27, 1981 vs. San Diego
Steve Watson	5-182, 2 TD	Oct. 11, 1981 vs. Detroit
Rick Upchurch	5-138, 0 TD	Oct. 18, 1981 at Kansas City
Steve Watson	5-102, 1 TD	Nov. 22, 1981 at Cincinnati
Steve Watson	2-103, 0 TD	Dec. 6, 1981 vs. Kansas City
Rick Upchurch	6-102, 2 TD	Dec. 20, 1981 at Chicago
Steve Watson	5-101, 1 TD	Dec. 5, 1982 vs. Atlanta
Steve Watson	10-183, 0 TD	Dec. 12, 1982 at Los Angeles Rams
Steve Watson	6-161, 1 TD	Sept. 11, 1983 at Baltimore
Steve Watson	8-119, 0 TD	Oct. 16, 1983 vs. Cincinnati
Steve Watson	6-121, 1 TD	Oct. 30, 1983 vs. Kansas City
Rick Upchurch	6-143, 0 TD	Oct. 30, 1983 vs. Kansas City
Steve Watson	7-110, 1 TD	Nov. 6, 1983 at Seattle
Steve Watson	4-119, 1 TD	Nov. 20, 1983 vs. Seattle
Clint Sampson	3-101, 2 TD	Dec. 4, 1983 vs. Cleveland
Steve Watson	7-111, 1 TD	Oct. 7, 1984 at Detroit
Butch Johnson	9-156, 2 TD	Nov. 4, 1984 vs. New England
Steve Watson	8-134, 1 TD	Nov. 4, 1984 vs. New England
Steve Watson	5-123, 2 TD	Nov. 18, 1984 vs. Minnesota
Steve Watson	11-177, 1 TD	Dec. 30, 1984 vs. Pittsburgh*
Vance Johnson	6-116, 1 TD	Dec. 14, 1985 vs. Kansas City
Vance Johnson	5-121, 1 TD	Jan. 25, 1987 vs. N.Y. Giants*
Bobby Micho	9-105, 2 TD	Oct. 18, 1987 at Kansas City
Vance Johnson	5-115, 1 TD	Nov. 22, 1987 at L.A. Raiders
Ricky Nattiel	4-118, 1 TD	Nov. 29, 1987 at San Diego
Vance Johnson	4-105, 0 TD	Jan. 10, 1988 vs. Houston*
Mark Jackson	4-134, 1 TD	Jan. 17, 1988 vs. Cleveland*
Vance Johnson	7-134, 0 TD	Sept. 26, 1988 vs. L.A. Raiders
Ricky Nattiel	3-102, 1 TD	Oct. 23, 1988 at Pittsburgh
Mark Jackson	6-140, 2 TD	Nov. 27, 1988 vs. L.A. Rams
Mark Jackson	7-145, 0 TD	Dec. 4, 1988 at L.A. Raiders
Mark Jackson	7-137, 1 TD	Dec. 11, 1988 at Seattle
Vance Johnson	5-145, 1 TD	Oct. 1, 1989 at Cleveland
Vance Johnson	5-145, 1 TD	Oct. 1, 1989 at Cleveland
Michael Young	6-137, 0 TD	Oct. 22, 1989 at Seattle
Vance Johnson	9-148, 1 TD	Oct. 29, 1989 vs. Philadelphia
Vance Johnson	6-154, 2 TD	Nov. 26, 1989 vs. Seattle
Mark Jackson	5-111, 0 TD	Jan. 7, 1990 vs. Pittsburgh*
Michael Young	2-123, 1 TD	Jan. 14, 1990 vs. Cleveland*
Vance Johnson	6-150, 0 TD	Sept. 17, 1990 vs. Kansas City
Vance Johnson	9-120, 0 TD	Sept. 23, 1990 vs. Seattle
Mark Jackson	6-127, 1 TD	Oct. 21, 1990 at Indianapolis
Mark Jackson	7-111, 0 TD	Oct. 6, 1991 at Houston
Vance Johnson	7-100, 0 TD	Jan. 12, 1991 at Buffalo*
Shannon Sharpe	9-118, 0 TD	Oct. 4, 1992 vs. Kansas City
Mark Jackson	5-113, 2 TD	Oct. 25, 1992 at San Diego
Arthur Marshall	5-134, 1 TD	Nov. 8, 1992 vs. N.Y. Jets
Mark Jackson	3-108, 1 TD	Nov. 15, 1992 vs. N.Y. Giants
Shannon Sharpe	7-109, 1 TD	Dec. 12, 1992 at Buffalo
Derek Russell	6-104, 0 TD	Sept. 12, 1993 at Kansas City
Vance Johnson	10-148, 1 TD	Oct. 10, 1993 at Green Bay

OUTSTANDING PERFORMANCES, CONT.

100-YARD RECEIVING GAMES, CONT.

Player	Performance	Date, Opponent
Derek Russell	5-111, 0 TD	Oct. 18, 1993 vs. L.A. Raiders
Shannon Sharpe	7-104, 0 TD	Nov. 14, 1993 vs. Minnesota
Shannon Sharpe	6-115, 2 TD	Jan. 2, 1994 at L.A. Raiders
Shannon Sharpe	13-156, 1 TD	Jan. 9, 1994 at L.A. Raiders*
Mike Pritchard	5-119, 1 TD	Sept. 4, 1994 vs. San Diego
Mike Pritchard	9-100, 0 TD	Sept. 11, 1994 at New York Jets
Anthony Miller	6-105, 1 TD	Sept. 11, 1994 at New York Jets
Shannon Sharpe	6-121, 1 TD	Oct. 23, 1994 at San Diego
Anthony Miller	6-102, 1 TD	Nov. 20, 1994 vs. Atlanta
Cedric Tillman	8-175, 0 TD	Nov. 20, 1994 vs. Atlanta
Anthony Miller	5-116, 1 TD	Nov. 27, 1994 vs. Cincinnati
Anthony Miller	6-153, 0 TD	Dec. 4, 1994 at Kansas City
Anthony Miller	3-118, 0 TD	Dec. 17, 1994 at San Francisco
Shannon Sharpe	10-180, 0 TD	Sept. 3, 1995 vs. Buffalo
Anthony Miller	6-108, 3 TD	Sept. 10, 1995 at Dallas
Anthony Miller	7-149, 2 TD	Oct. 16, 1995 vs. Oakland
Shannon Sharpe	8-137, 1 TD	Nov. 19, 1995 vs. San Diego
Anthony Miller	6-152, 2 TD	Nov. 26, 1995 at Houston
Shannon Sharpe	9-131, 0 TD	Sept. 22, 1996 at Kansas City
Anthony Miller	5-131, 1 TD	Sept. 29, 1996 at Cincinnati
Shannon Sharpe	13-153, 3 TD	Oct. 6, 1996 vs. San Diego
Shannon Sharpe	9-161, 0 TD	Oct. 20, 1996 vs. Baltimore
Rod Smith	5-122, 0 TD	Aug. 31, 1997 vs. Kansas City
Rod Smith	4-126, 2 TD	Sept. 14, 1997 vs. St. Louis
Shannon Sharpe	6-119, 1 TD	Sept. 28, 1997 at Atlanta
Rod Smith	5-130, 0 TD	Oct. 6, 1997 vs. New England
Rod Smith	5-114, 1 TD	Nov. 2, 1997 vs. Seattle
Shannon Sharpe	8-174, 0 TD	Nov. 9, 1997 vs. Carolina
Rod Smith	7-114, 0 TD	Nov. 16, 1997 at Kansas City
Shannon Sharpe	10-142, 0 TD	Nov. 24, 1997 vs. Oakland
Ed McCaffrey	7-111, 2 TD	Nov. 30, 1997 at San Diego
Rod Smith	4-115, 2 TD	Dec. 7, 1997 at Pittsburgh
Shannon Sharpe	8-162, 1 TD	Dec. 21, 1997 vs. San Diego
Ed McCaffrey	5-117, 0 TD	Sept. 13, 1998 vs. Dallas
Rod Smith	8-136, 1 TD	Oct. 11, 1998 at Seattle
Ed McCaffrey	7-133, 1 TD	Nov. 1, 1998 at Cincinnati
Ed McCaffrey	9-133, 1 TD	Nov. 8, 1998 vs. San Diego
Rod Smith	8-101, 1 TD	Nov. 29, 1998 at San Diego
Ed McCaffrey	6-103, 1 TD	Dec. 6, 1998 vs. Kansas City
Rod Smith	8-165, 0 TD	Dec. 6, 1998 vs. Kansas City
Rod Smith	9-158, 1 TD	Dec. 27, 1998 vs. Seattle
Rod Smith	5-152, 1 TD	Jan. 31, 1999 vs. Atlanta Δ

(*Denotes Postseason; Δ Denotes Super Bowl XXXIII)

TOTALS — Lionel Taylor 24, Steve Watson 16 (includes one postseason game), Shannon Sharpe 15 (includes one postseason game), Vance Johnson 12 (includes three postseason games), Rod Smith 11 (includes one postseason game), Al Denson 10, Mark Jackson 10 (includes two postseason games), Haven Moses 10 (includes one postseason game), Anthony Miller 9, Riley Odums 6, Eric Crabtree 5, Ed McCaffrey 5, Al Frazier 4, Bob Scarpitto 4, Rick Upchurch 4, Al Carmichael 3, Floyd Little 2, Ricky Nattiel 2, Mike Pritchard 2, Derek Russell 2, Jerry Simmons 2, Michael Young 2 (includes one postseason game), Bobby Anderson 1, John Embree 1, Wendell Jones 1, Arthur Marshall 1, Bobby Micho 1, Charlie Mitchell 1, Gene Prebola 1, Clint Sampson 1, Rod Sherman 1, Donnie Stone 1, Jerry Tarr 1, Cedric Tillman 1.

Most 100-yard games, regular season

- 7 — Lionel Taylor, 1960
- 6 — Rod Smith, 1997
- 5 — Anthony Miller, 1994
- 5 — Steve Watson, 1983
- 5 — Steve Watson, 1981
- 4 — Ed McCaffrey, 1998
- 4 — Rod Smith, 1998
- 4 — Shannon Sharpe, 1997
- 4 — Mark Jackson, 1988
- 4 — Al Denson, 1967
- 4 — Lionel Taylor, 1965

Most consecutive 100-yard games

- 3 — Anthony Miller, 11/20/94, 11/27/94 and 12/4/94
- 3 — Mark Jackson, 11/27/88, 12/4/88 and 12/11/88
- 3 — Lionel Taylor, 9/24/61, 10/1/61 and 10/8/61

Most 100-yard games by a rookie

- 7 — Lionel Taylor, 1960
- 3 — Al Frazier, 1961

OUTSTANDING PERFORMANCES, CONT.

300-YARD PASSING GAMES — 60 TOTAL (56 REGULAR SEASON / 4 POSTSEASON)

Player	Performance	Opponent
Frank Tripucka	30-52-2, 375 yds., 3 TD	Nov. 6, 1960 vs. Houston
Frank Tripucka	19-41-5, 328 yds., 3 TD	Nov. 27, 1960 vs. Buffalo
Frank Tripucka	28-47-2, 376 yds., 2 TD	Sept. 7, 1962 vs. San Diego
Frank Tripucka	29-56-3, 447 yds., 2 TD	Sept. 15, 1962 at Buffalo
Frank Tripucka	26-40-1, 308 yds., 1 TD	Oct. 21, 1962 vs. Houston
Jacky Lee	11-36-1, 370 yds., 1 TD	Dec. 5, 1965 at Oakland
John McCormick	13-37-3, 328 yds., 3 TD	Dec. 18, 1966 at Buffalo
Marlin Briscoe	12-29-2, 335 yds., 4 TD	Nov. 24, 1968 vs. Buffalo
Steve Tensi	19-26-1, 301 yds., 3 TD	Nov. 23, 1969 at San Diego
Charley Johnson	20-28-0, 361 yds., 2 TD	Oct. 22, 1972 at Oakland
Charley Johnson	24-39-2, 326 yds., 1 TD	Sept. 20, 1973 vs. Chicago
Charley Johnson	28-42-2, 445 yds., 2 TD	Nov. 18, 1974 vs. Kansas City
Charley Johnson	12-20-2, 329 yds., 3 TD	Sept. 21, 1975 vs. Kansas City
Craig Morton	27-39-2, 306 yds., 2 TD	Nov. 16, 1980 vs. New York Jets
Craig Morton	18-30-1, 338 yds., 1 TD	Dec. 14, 1980 vs. Oakland
Craig Morton	17-18-0, 308 yds., 4 TD	Sept. 27, 1981 vs. San Diego
Craig Morton	25-38-1, 342 yds., 2 TD	Oct. 18, 1981 at Kansas City
Steve DeBerg	21-34-2, 305 yds., 2 TD	Nov. 22, 1981 at Cincinnati
Steve DeBerg	23-31-1, 307 yds., 2 TD	Dec. 12, 1982 at L.A. Rams
Steve DeBerg	21-41-0, 350 yds., 1 TD	Oct. 30, 1983 vs. Kansas City
John Elway	23-44-0, 345 yds., 3 TD	Dec. 11, 1983 vs. Baltimore
John Elway	25-40-1, 315 yds., 3 TD	Nov. 4, 1984 vs. New England
John Elway	28-43-1, 353 yds., 4 TD	Sept. 15, 1985 vs. New Orleans
John Elway	22-37-5, 301 yds., 1 TD	Dec. 14, 1985 vs. Kansas City
John Elway	24-42-0, 432 yds., 1 TD	Dec. 20, 1985 at Seattle
John Elway	18-32-1, 321 yds., 1 TD	Oct. 26, 1986 vs. Seattle
John Elway	29-47-2, 336 yds., 0 TD	Nov. 23, 1986 at N.Y. Giants
John Elway	22-37-1, 304 yds., 1 TD	Jan. 25, 1987 vs. N.Y. Giants*
John Elway	22-32-1, 338 yds., 4 TD	Sept. 13, 1987 vs. Seattle
John Elway	21-40-2, 341 yds., 3 TD	Nov. 16, 1987 vs. Chicago
John Elway	21-32-1, 347 yds., 3 TD	Nov. 29, 1987 at San Diego
John Elway	21-42-2, 335 yds., 1 TD	Dec. 13, 1987 at Seattle
John Elway	29-49-3, 324 yds., 2 TD	Dec. 4, 1988 at L.A. Raiders
John Elway	18-35-0, 344 yds., 2 TD	Oct. 22, 1989 at Seattle
John Elway	20-36-0, 385 yds., 3 TD	Jan. 14, 1990 vs. Cleveland*
John Elway	21-30-0, 317 yds., 2 TD	Oct. 21, 1990 at Indianapolis
John Elway	24-36-1, 328 yds., 2 TD	Dec. 9, 1990 at Kansas City
John Elway	24-42-1, 301 yds., 2 TD	Oct. 6, 1991 at Houston
John Elway	23-38-0, 311 yds., 2 TD	Oct. 4, 1992 vs. Kansas City
John Elway	28-45-1, 300 yds., 1 TD	Sept. 20, 1993 at Kansas City
John Elway	33-59-1, 367 yds., 1 TD	Oct. 10, 1993 at Green Bay
John Elway	25-36-0, 361 yds., 3 TD	Jan. 2, 1994 at L.A. Raiders
John Elway	29-47-1, 302 yds., 3 TD	Jan. 9, 1994 at L.A. Raiders*
John Elway	36-46-2, 371 yds., 3 TD	Sept. 4, 1994 vs. San Diego
John Elway	29-41-1, 319 yds., 1 TD	Sept. 11, 1994 at N.Y. Jets
John Elway	30-41-0, 349 yds., 2 TD	Oct. 30, 1994 vs. Cleveland
John Elway	27-42-1, 382 yds., 2 TD	Nov. 20, 1994 vs. Atlanta
John Elway	22-41-1, 317 yds., 0 TD	Sept. 3, 1995 vs. Buffalo
John Elway	30-47-0, 327 yds., 2 TD	Sept. 17, 1995 vs. Washington
John Elway	23-46-0, 324 yds., 2 TD	Oct. 16, 1995 vs. Oakland
John Elway	27-41-2, 332 yds., 2 TD	Nov. 26, 1995 at Houston
John Elway	24-41-1, 320 yds., 2 TD	Dec. 24, 1995 at Oakland
John Elway	23-37-1, 335 yds., 2 TD	Sept. 29, 1996 at Cincinnati
John Elway	32-41-1, 323 yds., 4 TD	Oct. 6, 1996 vs. San Diego
John Elway	25-39-1, 326 yds., 3 TD	Oct. 20, 1996 vs. Baltimore
John Elway	27-36-1, 334 yds., 2 TD	Nov. 24, 1996 at Minnesota
John Elway	26-46-0, 309 yds., 1 TD	Oct. 19, 1997 at Oakland
John Elway	22-32-1, 400 yds., 2 TD	Dec. 6, 1998 vs. Kansas City
John Elway	26-36-0, 338 yds., 4 TD	Dec. 27, 1998 vs. Seattle
John Elway	18-29-1, 336 yds., 1 TD	Jan. 31, 1999 vs. Atlanta

(*Denotes Postseason; ΔDenotes Super Bowl XXXIII)

TOTALS—John Elway 40 (includes four postseason games), Frank Tripucka 5, Charley Johnson 4, Craig Morton 4, Steve DeBerg 3, Jacky Lee 1, John McCormick 1, Marlin Briscoe 1, Steve Tensi 1.

Most 300-yard games, season

- 6—John Elway, 1994
- 5—John Elway, 1995
- 4—John Elway, 1987, '93, '96
- 3—John Elway, 1985-86/Frank Tripucka, 1962

Most consecutive 300-yard games

- 3—John Elway, 1996, 1993-94
- 2—John Elway, 1985/Frank Tripucka, 1962

Most 300-yard games by a rookie

- 1—John Elway, 1983/Marlin Briscoe, 1968

PLAYER AWARDS AND HISTORY



Howard Griffith

PLAYER HISTORY

ALL-TIME HONORS

1998

Pro Bowl: Steve Atwater, Terrell Davis, Jason Elam, John Elway, Tony Jones, Ed McCaffrey, Tom Nalen, Bill Romanowski, Mark Schlereth, Shannon Sharpe (Davis and Sharpe did not play in game due to injury). **All-NFL:** Terrell Davis (AP, Sports Illustrated, The Sporting News, USA Today, Pro Football Weekly, College & Pro Football Newsweekly, Football Digest), Jason Elam (2nd team AP, College & Pro Football Newsweekly, Football Digest), Howard Griffith (2nd team Football Digest), Ed McCaffrey (2nd team AP), Tom Nalen (USA Today), Mark Schlereth (2nd team College & Pro Football Newsweekly), Shannon Sharpe (AP, The Sporting News, USA Today, Pro Football Weekly, College & Pro Football Newsweekly, Football Digest), Rod Smith (2nd team College & Pro Football Newsweekly). **All-AFC:** Terrell Davis (Pro Football Weekly, Football News), Jason Elam (Pro Football Weekly, Football News), Vaughn Hebronn (kick returner—Pro Football Weekly), Ed McCaffrey (Football News), Shannon Sharpe (Pro Football Weekly, Football News). **All-Rookie:** Eric Brown (Football News, Football Digest, College & Pro Football Newsweekly). **Super Bowl XXXIII Most Valuable Player (Pete Rozelle Trophy):** John Elway. **NFL Most Valuable Player:** Terrell Davis (AP, Pro Football Weekly, Pro Football Writers of America). **NFL Player of the Year:** Terrell Davis (Sporting News, Football Digest, NFL Films). **NFL Offensive Player of the Year:** Terrell Davis (AP, College & Pro Football Newsweekly). **AFC Player of the Year:** Terrell Davis (Football News). **AFC Offensive Player of the Year:** Terrell Davis (Kansas City 101 Club). **San Diego Hall of Champions Professional Star of the Year:** Terrell Davis. **Colorado Sports Hall of Fame Inductee:** John Elway (Class of 1999). **Colorado Sports Hall of Fame Professional Athlete of the Year:** Terrell Davis. **ESPY Award for Pro Football Performer of the Year:** Terrell Davis.

1997

Pro Bowl: Terrell Davis, John Elway, Tom Nalen, Shannon Sharpe, Neil Smith (Elway did not play in game due to injury). **All-NFL:** Terrell Davis (AP, Sports Illustrated, The Sporting News, USA Today, Pro Football Weekly, College & Pro Football Newsweekly, Football News, Football Digest), John Elway (College & Pro Football Newsweekly 2nd team), Darrien Gordon (1st team punt returner—Sports Illustrated, The Sporting News, USA Today, Pro Football Weekly; 2nd team punt returner—Football Digest, College & Pro Football Newsweekly), John Mobley (1st team AP, The Sporting News, Pro Football Weekly, Football Digest; 2nd team College & Pro Football Newsweekly), Tom Nalen (2nd team College & Pro Football Newsweekly), Mark Schlereth (Sports Illustrated), Shannon Sharpe (AP, The Sporting News, USA Today, Pro Football Weekly, College & Pro Football Newsweekly 1st team; Football Digest 2nd team). **All-AFC:** John Elway (Pro Football Weekly, Football News), Darrien Gordon (punt returner—Pro Football Weekly, Football News), John Mobley (Pro Football Weekly), Shannon Sharpe (Pro Football Weekly). **Super Bowl XXXII Most Valuable Player (Pete Rozelle Trophy):** Terrell Davis. **AFC Player of the Year:** Terrell Davis (Football News, Touchdown Club of Columbus). **AFC Offensive Player of the Year:** Terrell Davis (Kansas City 101 Club). **San Diego Hall of Champions Professional Star of the Year:** Terrell Davis. **Colorado Sports Hall of Fame King of the Hill Award:** Terrell Davis. **ESPY Award for Best Performance Under Pressure:** Terrell Davis.

1996

Pro Bowl: Steve Atwater, Tyrone Braxton, Terrell Davis, John Elway, Michael Dean Perry, Bill Romanowski, Shannon Sharpe, Alfred Williams, Gary Zimmerman (Atwater, Elway and Zimmerman did not play in game due to injury). **All-NFL:** Steve Atwater (AP 2nd team), Terrell Davis (AP, Sports Illustrated, The Sporting News, USA Today, Pro Football Weekly, Football News, College & Pro Football Newsweekly), John Elway (AP 2nd team, College & Pro Football Newsweekly 2nd team, Football Digest 2nd team), Bill Romanowski (College & Pro Football Newsweekly 2nd team), Shannon Sharpe (AP, Sports Illustrated, The Sporting News, Pro Football Weekly, Football Digest, College & Pro Football Newsweekly), Alfred Williams (AP, The Sporting News, Pro Football Weekly, Football Digest, College & Pro Football Newsweekly 2nd team), Gary Zimmerman (AP, Sports Illustrated, The Sporting News, Pro Football Weekly, Football Digest, College & Pro Football Newsweekly). **All-AFC:** Steve Atwater (UPI, Pro Football Weekly), Tyrone Braxton (Football News, UPI 2nd team), Terrell Davis (UPI, Football News), John Elway (UPI, Pro Football Weekly, Football News), Michael Dean Perry (UPI 2nd team), Bill Romanowski (UPI 2nd team), Shannon Sharpe (UPI, Football News), Alfred Williams (UPI, Football News), Gary Zimmerman (UPI, Football News). **NFL All-Rookie Team:** John Mobley (Pro Football Weekly, Football News, College & Pro Football Newsweekly). **NFL Most Valuable Player:** Terrell Davis (Sports Illustrated). **NFL Offensive Player of the Year:** Terrell Davis (Associated Press). **AFC Player of the Year:** John Elway (Football News, Touchdown Club of Columbus). **AFC Most Valuable Player:** John Elway (NFLPA). **AFC Offensive Player of the Year:** Terrell Davis (UPI), John Elway (Kansas City 101 Club). **NFL Coach of the Year:** Mike Shanahan (Touchdown Club of Columbus). **AFC Coach of the Year:** Mike Shanahan (Kansas City 101 Club).

1995

Pro Bowl: Steve Atwater, Jason Elam, Glyn Milburn, Anthony Miller, Shannon Sharpe, Gary Zimmerman (Zimmerman did not play in game due to injury). **All-NFL:** Steve Atwater (College & Pro Football Newsweekly 2nd team), Jason Elam (AP 2nd team, College & Pro Football Newsweekly 2nd team, Football Digest 2nd team), Glyn Milburn (AP 2nd team, Sporting News 1st team, College & Pro Football Newsweekly 2nd team, Football Digest 1st team), Shannon Sharpe (AP 2nd team), Gary Zimmerman (AP 2nd team, Football Digest 1st team). **All-AFC:** Steve Atwater (UPI 1st team), Terrell Davis (UPI 2nd team), Jason Elam (UPI 1st team), Glyn Milburn (Football News 1st team), Michael Dean Perry (UPI 2nd team), Shannon Sharpe (UPI 2nd team), Gary Zimmerman (Football News 1st team, UPI 1st team). **NFL All-Rookie Team:** Terrell Davis (College & Pro Football Newsweekly, Football News, Pro Football Weekly). **NFL Rookie of the Year:** Terrell Davis (Football Digest). **Earl Hartman Awards (Broncos Most Valuable Players):** Terrell Davis (offense), Steve Atwater (defense), Glyn Milburn (special teams). **Bob Peck Award (Most Inspirational Player):** Michael Dean Perry. **Bob Martin Award (For cooperation with local media):** Lionel Washington.

1994

Pro Bowl: Steve Atwater, John Elway, Shannon Sharpe, Gary Zimmerman (Sharpe did not play in game). **All-NFL:** Shannon Sharpe (College & Pro Football Newsweekly 2nd team, Football Digest 2nd team). **All-AFC:** Tom Rouen (UPI 2nd team), Shannon Sharpe (UPI 2nd team), Gary Zimmerman (UPI 2nd team). **Earl Hartman Awards (Broncos Most Valuable Players):** John Elway (offense), Steve Atwater (defense), Ray Jacobs (special teams). **Bob Peck Award (Most Inspirational Player):** Shannon Sharpe. **Bob Martin Award (For cooperation with local media):** Shannon Sharpe.

1993

Pro Bowl: Steve Atwater, John Elway, Karl Mecklenburg, Shannon Sharpe, Dennis Smith. **All-NFL:** Shannon Sharpe (AP, Pro Football Weekly/Pro Football Writers of America, The Sporting News, Sports Illustrated, College & Pro Football Newsweekly, Football Digest), John Elway (AP 2nd team, College & Pro Football Newsweekly 2nd team, Football Digest 2nd team), Simon Fletcher (Football Digest 2nd team), Dennis Smith (College & Pro Football Newsweekly 2nd team), Gary Zimmerman (AP 2nd team, College & Pro Football Newsweekly 2nd team). **All-AFC:** Steve Atwater (UPI, Football News), John Elway (UPI, Football News), Shannon Sharpe (UPI, Football News). **NFL All-Rookie:** Jason Elam (Pro Football Weekly/Pro Football Writers of America, Football News, College & Pro Football Newsweekly, Football Digest). **AFC Most Valuable Player:** John Elway (NFL Players Association). **AFC Player of the Year:** John Elway (Football News). **AFC Offensive Player of the Year:** John Elway (UPI, Kansas City 101 Club). **Rookie Coach of the Year:** Wade Phillips (College & Pro Football Newsweekly). **Earl Hartman Awards (Broncos Most Valuable Players):** John Elway (offense), Simon Fletcher (offense), Reggie Rivers (special teams). **Bob Peck Award (Most Inspirational Player):** Dennis Smith. **Bob Martin Award (For cooperation with local media):** Tyrone Braxton.

1992

Pro Bowl: Steve Atwater, Michael Brooks, Shannon Sharpe. **All-NFL:** Steve Atwater (AP, Pro Football Weekly/Pro Football Writers of America, The Sporting News, Football Digest, NEA), Michael Brooks (Sports Illustrated, College and Pro Football Newsweekly 2nd team), Greg Kragen (AP 2nd team, College and Pro Football Newsweekly 2nd team). **All-AFC:** Steve Atwater (Football News). **NFL All-Rookie:** Russell Freeman (Football News, College and Pro Football Newsweekly), Arthur Marshall (Pro Football Weekly/Pro Football Writers of America, Football News, College and Pro Football Newsweekly). **Colorado Sports Hall of Fame Pro Athlete of the Year:** Michael Brooks. **Earl Hartman Awards (Broncos Most Valuable Players):** John Elway (offense), Simon Fletcher (defense), Keith Traylor (special teams). **Bob Peck Award (Most Inspirational Player):** Dennis Smith. **Bob Martin Award (For cooperation with local media):** Reggie Rivers.

1991

Pro Bowl: Steve Atwater, Gaston Green, Karl Mecklenburg, Dennis Smith. **All-NFL:** Steve Atwater (AP, Pro Football Weekly, College and Pro Football Newsweekly 2nd team), Greg Kragen (Sports Illustrated). **All-AFC:** Steve Atwater (Football News, Pro Football Weekly). **AFC Coach of the Year:** Dan Reeves (Football News, Kansas City 101 Club). **NFL Rookie of the Year:** Mike Croel (Bert Bell Award-World Almanac, Pro Football Weekly, Washington Touchdown Club, Pro-Set). **AFC Defensive Rookie of the Year:** Mike Croel (AP, College and Pro Football Newsweekly). **NFL All-Rookie:** Mike Croel (Football News, Pro Football Weekly, College and Pro Football Newsweekly, Football Digest), Reggie Johnson (Pro Football Digest), Keith Traylor (Pro Football Weekly, Football Digest). **Earl Hartman Awards (Broncos Most Valuable Players):** John Elway (offense), Dennis Smith (defense), Alton Montgomery (special teams). **Bob Peck Memorial Award (Most Inspirational Player):** Kenny Walker. **Bob Martin Award (For cooperation with local media):** Greg Kragen.

1990

Pro Bowl: Steve Atwater, Bobby Humphrey, Dennis Smith. **All-NFL:** Steve Atwater (College and Pro Football Newsweekly-second team), Mike Horan (College and Pro Football Newsweekly-second team). **All-AFC:** Steve Atwater (UPI, Football News), Mike Horan (UPI-second team, Football News). **Earl Hartman Award (Broncos Most Valuable Players):** Bobby Humphrey (offense), Steve Atwater (defense), Kevin Clark (special teams). **Bob Peck Memorial Award (Most Inspirational Player):** Keith Kartz. **Bob Martin Award (for cooperation with media):** Mark Jackson.

1989

Pro Bowl: Greg Kragen, Karl Mecklenburg, Dennis Smith, David Treadwell. **All-NFL:** Mike Horan (College and Pro Football Newsweekly 2nd team), Karl Mecklenburg (AP, Pro Football Weekly, Sports Illustrated, NEA-World Almanac, Football Digest), Dennis Smith (AP 2nd team). **All-AFC:** Greg Kragen (Pro Football Weekly), Karl Mecklenburg (UPI, Pro Football Weekly, Football News), Dennis Smith (Pro Football Weekly, UPI 2nd team), David Treadwell (UPI, Pro Football Weekly, Football News). **NFL Rookie of the Year:** Bobby Humphrey (Touchdown Club of Washington, D.C.). **NFL Offensive Rookie of the Year:** Bobby Humphrey (NFL Players Association). **NFL Defensive Rookie of the Year:** Steve Atwater (Football Digest). **AFC Offensive Rookie of the Year:** Bobby Humphrey (Mackey Award). **NFL All-Rookie:** Steve Atwater (UPI, Pro Football Weekly, PFWA, College and Pro Football Newsweekly, Football Digest), Bobby Humphrey (UPI, Pro Football Weekly, PFWA, College and Pro Football Newsweekly), David Treadwell (Football Digest), Doug Widell (College and Pro Football Newsweekly, Football Digest). **Colorado Sports Hall of Fame Pro Athlete of the Year:** Bobby Humphrey. **Earl Hartman Award Winners (Broncos Most Valuable Players):** Bobby Humphrey (offense), Dennis Smith (defense), David Treadwell (special teams). **Bob Peck Memorial Award (Most Inspirational Player):** Marc Munford.

1988

Pro Bowl: Mike Horan. **All-NFL:** Mike Horan (AP, PFWA, The Sporting News, College and Pro Football Newsweekly, Sports Illustrated, World Almanac 2nd team). **All-AFC:** Mike Horan (UPI, Football News). **NFL All-Rookie:** Gerald Perry (UPI, Football Digest). **Earl Hartman Award Winners (Broncos Most Valuable Players):** John Elway and Sammy Winder (offense), Simon Fletcher (defense), Ken Bell (special teams). **Bob Peck Memorial Award (Most Inspirational Player):** Keith Bishop and Billy Bryan.



1987

Pro Bowl: Keith Bishop, John Elway, Karl Mecklenburg. **All-NFL:** Keith Bishop (Sports Illustrated, NEA-second team), John Elway (The Sporting News, NEA, AP-second team), Karl Mecklenburg (NEA, AP-second team). **All-AFC:** Keith Bishop (UPI-second team), John Elway (UPI, Pro Football Weekly, Football News), Rulon Jones (UPI-second team), Karl Mecklenburg (UPI, Pro Football Weekly, Football News). **NFL Most Valuable Player:** John Elway (AP). **AFC Most Valuable Player:** John Elway (NFLPA). **AFC Player of the Year:** John Elway (Football News). **AFC Offensive Player of the Year:** John Elway (UPI, Kansas City 101 Club). **NFL All Rookie:** Ricky Nattiel (UPI, College and Pro Football Newsweekly, Football Digest, PFWA, Pro Football Weekly). **Earl Hartman Award Winners (Broncos Most Valuable Players):** John Elway (offense), Karl Mecklenburg (defense), Ken Bell (special teams). **Bob Peck Memorial Award (Most Inspirational Player):** Keith Bishop.

1986

Pro Bowl: Keith Bishop, John Elway, Rulon Jones, Karl Mecklenburg, Dennis Smith, Sammy Winder. **All-NFL:** John Elway (AP-honorable mention), Keith Bishop (AP-honorable mention), Mike Harden (AP-honorable mention), Rulon Jones (AP, Pro Football Weekly, Sports Illustrated, PFWA, The Sporting News, Football News, Football Digest, NEA-second team), Karl Mecklenburg (AP, Pro Football Weekly, Sports Illustrated, PFWA, The Sporting News, Football News, Football Digest, NEA), Dennis Smith (AP-honorable mention, Football News second team, NEA). **All-AFC:** Keith Bishop (UPI-second team, Football News), John Elway (UPI-second team), Rulon Jones (UPI, Pro Football Weekly, Football News), Karl Mecklenburg (UPI, Pro Football Weekly, Football News), Dennis Smith (Pro Football Weekly), Gerald Willhite (UPI-second team). **AFC Defensive Player of the Year:** Rulon Jones (UPI). **AFC Player of the Year:** Karl Mecklenburg (Football News). **Colorado Sports Hall of Fame King of the Hill Award:** John Elway. **Seattle Gold Helmet Award (Professional Football Player of the Year):** John Elway. **Earl Hartman Award Winners (Broncos Most Valuable Players):** John Elway (offense), Mike Harden (defense), Darren Comeaux (special teams). **Bob Peck Memorial Award (Most Inspirational Player):** Tom Jackson.

1985

Pro Bowl: Rulon Jones, Karl Mecklenburg, Dennis Smith, Louis Wright. **All-NFL:** John Elway (AP-honorable mention), Rulon Jones (AP-2nd team, The Sporting News, Sports Illustrated), Karl Mecklenburg (AP, Sports Illustrated, PFWA, The Football News, NEA), Dennis Smith (AP-honorable mention), Louis Wright (AP honorable mention). **All-AFC:** Rulon Jones (UPI), Karl Mecklenburg (UPI), Dennis Smith (UPI-2nd team), Louis Wright (UPI). **Earl Hartman Award Winners (Broncos Most Valuable Players):** John Elway (offense), Rulon Jones (defense), Daniel Hunter (special teams). **Bob Peck Memorial Award (Most Inspirational Player):** Tom Jackson.

1984

Pro Bowl: Sammy Winder. **All-NFL:** Tom Jackson (CPFW-2nd team), Dennis Smith (Pro Football Weekly, CPFW-2nd team), Louis Wright (The Sporting News, Sports Illustrated, Pro Football Weekly, NEA-2nd team, CPFW-2nd team). **All-AFC:** Tom Jackson (Pro Football Weekly, UPI 2nd team), Dennis Smith (Pro Football Weekly, UPI-2nd team), Sammy Winder (UPI-2nd team), Louis Wright (Pro Football Weekly, UPI-2nd team). **All-Rookie:** Winford Hood (UPI), Clarence Kay (PFWA, Pro Football Weekly). **Colorado Sports Hall of Fame Pro Athlete of the Year:** Tom Jackson. **Earl Hartman Award Winners (Broncos Most Valuable Players):** Steve Watson (offense), Louis Wright (defense), Ken Woodard (special teams). **Bob Peck Memorial Award (Most Inspirational Player):** Tom Jackson. **NFL Coach of the Year:** Dan Reeves (NFL-Sports Illustrated, Pro Football Weekly, College and Pro Football Newsweekly, AFC-Kansas City 101 Club, Football News.)

1983

Pro Bowl: Randy Gradishar, Louis Wright (DNP). **All-NFL:** Randy Gradishar (AP-2nd team), Louis Wright (NEA, CPFN-2nd team). **All-AFC:** Randy Gradishar (UPI-2nd team). **Earl Hartman Award Winners (Broncos Most Valuable Players):** Steve Watson (offense), Randy Gradishar (defense), Ken Woodard (special teams). **Bob Peck Memorial Award (Most Inspirational Player):** Tom Jackson.

1982

Pro Bowl: Randy Gradishar, Luke Prestridge, Rick Upchurch. **All-NFL:** Randy Gradishar (Football Digest), Luke Prestridge (AP, Football Digest), Rick Upchurch (AP, Football Digest). **All-AFC:** Randy Gradishar (UPI), Luke Prestridge (UPI). **Earl Hartman Award Winners (Broncos Most Valuable Players):** Billy Bryan (offense), Louis Wright (defense), Rick Upchurch and Rob Lytle (special teams). **Bob Peck Memorial Award (Most Inspirational Player):** Tom Jackson.

1981

Pro Bowl: Randy Gradishar, Bob Swenson, Bill Thompson, Steve Watson. **All-NFL:** Bob Swenson (AP, NEA, The Sporting News), Randy Gradishar (AP 2nd team, NEA-2nd team, Pro Football Weekly, The Sporting News). **All-AFC:** Randy Gradishar (UPI), Bill Thompson (UPI), Steve Watson (UPI), Bob Swenson (UPI-2nd team), Louis Wright (UPI-2nd team). **Earl Hartman Award Winners (Broncos Most Valuable Players):** Steve Watson (offense), Bob Swenson (defense), Jim Ryan (special teams). **Bob Peck Memorial Award (Most Inspirational Player):** Tom Jackson.

1980

All-NFL: Randy Gradishar (The Sporting News), Fred Steinfert (Pro Football Weekly, The Sporting News). **All-AFC:** Fred Steinfert (UPI). **Pro Football Weekly Golden Toe Award:** Fred Steinfert. **Earl Hartman Award Winners (Broncos Most Valuable Players):** Bill Bryan (offense), Randy Gradishar (defense), Fred Steinfert (special teams).

1979

Pro Bowl: Randy Gradishar, Tom Jackson, Rick Upchurch, Louis Wright. **All-NFL:** Randy Gradishar (PFWA, Pro Football Weekly, AP-2nd team), Rich Upchurch (PFWA, Pro Football Weekly, AP-2nd team), Louis Wright (AP, NEA, PFWA, Pro Football Weekly). **All-AFC:** Randy Gradishar (Pro Football Weekly, The Sporting News, UPI-2nd team), Bob Swenson (UPI-2nd team), Bill Thompson (UPI), Rick Upchurch (Pro Football Weekly), Louis



Wright (UPI, Pro Football Weekly, The Sporting News). **Earl Hartman Award Winners (Broncos Most Valuable Players):** Craig Morton (offense), Bob Swenson (defense), Larry Canada (special teams).

1978

Pro Bowl: Lyle Alzado, Randy Gradishar, Tom Jackson, Riley Odoms, Bill Thompson, Rick Upchurch, Louis Wright. **All-NFL:** Lyle Alzado (AP), Randy Gradishar (AP, PFWA, PFW, NEA), Tom Jackson (AP), Rick Upchurch (AP, PFWA, PFW), Louis Wright (AP, PFWA, PFW, NEA). **All-AFC:** Lyle Alzado (UPI, PFW, TSN), Steve Foley (UPI), Randy Gradishar (UPI, PFW, TSN), Tom Jackson (UPI), Bill Thompson (UPI, PFW, TSN), Rick Upchurch (PFW), Louis Wright (UPI, PFW, TSN). **NFL Defensive Player of the Year:** Randy Gradishar (AP, PFW, NEA). **AFC Defensive Player of the Year:** Randy Gradishar (UPI, Kansas City 101 Club). **NFL Defensive Lineman of the Year:** Barney Chavous (Pittsburgh Courier). **Colorado Sports Hall of Fame Pro Athlete of the Year:** Randy Gradishar. **Earl Hartman Award Winners (Broncos Most Valuable Players):** Riley Odoms (offense), Randy Gradishar (defense), Maurice Harvey (special teams).

1977

Pro Bowl: Lyle Alzado, Randy Gradishar, Tom Jackson, Bill Thompson, Louis Wright. **All-NFL:** Lyle Alzado (AP, UPI, PFW), Randy Gradishar (AP, UPI, PFW), Tom Jackson (AP, UPI, PFW), Bill Thompson (AP). **All-AFC:** Louis Wright (PFW), Bill Thompson (PFW). **AFC Defensive Player of the Year:** Lyle Alzado (Kansas City 101 Club). **Colorado Sports Hall of Fame Pro Athlete of the Year:** Craig Morton. **Earl Hartman Award Winners (Broncos Most Valuable Players):** Craig Morton (offense), Tom Jackson (defense), Rick Upchurch (special teams). **NFL Coach of the Year:** Red Miller (AP, UPI, PFW, TSN, Football Digest, Washington Touchdown Club, Kansas City 101 Club, Columbus Touchdown Club).

1976

Pro Bowl: Rick Upchurch, Otis Armstrong. **All-NFL:** Rick Upchurch. **Earl Hartman Award Winners (Broncos Most Valuable Players):** Riley Odoms (offense), Tom Jackson (defense), Rick Upchurch (special teams).

1975

Pro Bowl: Randy Gradishar, Riley Odoms. **All-Pro:** Riley Odoms. **Earl Hartman Award Winners (Broncos Most Valuable Players):** Bobby Maples (offense), Lyle Alzado (defense), Jim Turner (special teams).

1974

Pro Bowl: Otis Armstrong, Riley Odoms. **All-Pro:** Riley Odoms, Otis Armstrong. **Earl Hartman Award Winners (Broncos Most Valuable Players):** Otis Armstrong (offense), Tom Jackson (defense), Ken Criter (special teams).

1973

Pro Bowl: Floyd Little, Haven Moses, Paul Smith, Riley Odoms. **All-Pro:** Riley Odoms. **Earl Hartman Award Winners (Broncos Most Valuable Players):** Charley Johnson (offense), Paul Smith (defense). **Colorado Sports Hall of Fame Pro Athlete of the Year:** Paul Smith. **AFC Coach of the Year:** John Ralston (AP, UPI, PFWA, Kansas City 101 Club). **NFLPA Rookie of the Year:** Barney Chavous. **All-Rookie:** Barney Chavous (AP, UPI).

1972

Pro Bowl: Floyd Little, Paul Smith. **Colorado Sports Hall of Fame Pro Athlete of the Year:** Floyd Little.

1971

Pro Bowl: Floyd Little, Rich Jackson.

1970

Pro Bowl: Rich Jackson. **All-Pro:** Rich Jackson. **Colorado Sports Hall of Fame Pro Athlete of the Year:** Rich Jackson.

1969

All-AFL: Floyd Little, Rich Jackson. **AFL All-Star Game:** Rich Jackson, Al Denson, Mike Current, George Goeddeke, Floyd Little, Dave Costa.

1968

All-AFL: Rich Jackson. **AFL All-Star Game:** Floyd Little, Dave Costa, Rich Jackson.

1967

AFL All-Star Game: Al Denson, Larry Kaminski, Dave Costa, Nemiah Wilson.

1966

All-AFL: Bob Scarpitto. **AFL All-Star Game:** Bob Scarpitto, Jerry Sturm, Goose Gonsoulin, John Bramlett.

1965

All-AFL: Cookie Gilchrist, Lionel Taylor, Eldon Danenhauer. **AFL All-Star Game:** Eldon Danenhauer, Cookie Gilchrist.

1964

All-AFL: Willie Brown. **AFL All-Star Game:** Willie Brown, Jerry Sturm, Goose Gonsoulin, Jim Fraser.

1963

All-AFL: Goose Gonsoulin. **AFL All-Star Game:** Bud McFadin, Goose Gonsoulin.

1962

All-AFL: Bud McFadin, Goose Gonsoulin, Eldon Danenhauer, Bob Zeman. **AFL All-Star Game:** Eldon Danenhauer, Bud McFadin, Gene Mingo, Bob Zeman, Goose Gonsoulin, Jim Fraser, Lionel Taylor, Frank Tripucka. **AFL Coach of the Year:** Jack Faulkner (AP, UPI).

1961

All-AFL: Lionel Taylor, Bud McFadin. **AFL All-Star Game:** Bud McFadin, Ken Adamson, Goose Gonsoulin, Don Stone.

1960

All-AFL: Lionel Taylor, Bud McFadin, Goose Gonsoulin.



BRONCOS IN THE PRO BOWL (1970-98)

(please see All-Time Honors, beginning on page 474, for year-by-year Broncos Pro Bowl and AFL All-Star Game participation. **Current players in bold**)

PLAYER	NO. OF PRO BOWLS AS A BRONCO	SEASONS SELECTED
Lyle Alzado	2	1977, 1978
Otis Armstrong	2	1974, 1976
Steve Atwater	8	1990, 1991, 1992, 1993, 1994, 1995, 1996, 1998
Keith Bishop	2	1986, 1987
Tyrone Braxton	1	1996
Michael Brooks	1	1992
Terrell Davis	3	1996, 1997, 1998
Jason Elam	2	1995, 1998
John Elway	9	1986, 1987, 1989, 1991, 1993, 1994, 1996, 1997, 1998
Randy Gradishar	7	1975, 1977, 1978, 1979, 1981, 1982, 1983
Gaston Green	1	1991
Mike Horan	1	1988
Bobby Humphrey	1	1990
Rich Jackson	2	1970, 1971
Tom Jackson	3	1977, 1978, 1979
Tony Jones	1	1998
Rulon Jones	2	1985, 1986
Greg Kragen	1	1989
Floyd Little	3	1971, 1972, 1973
Ed McCaffrey	1	1998
Karl Mecklenburg	6	1985, 1986, 1987, 1989, 1991, 1993
Glyn Milburn	1	1995
Anthony Miller	1	1995
Haven Moses	1	1973
Tom Nalen	2	1997, 1998
Riley Odoms	4	1973, 1974, 1975, 1978
Michael Dean Perry	1	1996
Luke Prestridge	1	1982
Bill Romanowski	2	1996, 1998
Mark Schlereth	1	1998
Shannon Sharpe	7	1992, 1993, 1994, 1995, 1996, 1997, 1998
Dennis Smith	6	1985, 1986, 1989, 1990, 1991, 1993
Neil Smith	1	1997
Paul Smith	2	1972, 1973
Bob Swenson	1	1981
Billy Thompson	3	1977, 1978, 1981
David Treadwell	1	1989
Rick Upchurch	4	1976, 1978, 1979, 1982
Steve Watson	1	1981
Alfred Williams	1	1996
Sammy Winder	2	1984, 1986
Louis Wright	5	1977, 1978, 1979, 1983, 1985
Gary Zimmerman	3	1994, 1995, 1996

BRONCOS IN THE AFL ALL-STAR GAME (1960-69)

Ken Adamson	1	1961
John Bramlett	1	1966
Willie Brown	1	1964
Dave Costa	3	1967, 1968, 1969
Mike Current	1	1969
Eldon Danenhauer	2	1962, 1965
Al Denson	2	1967, 1969
Jim Fraser	2	1962, 1964
Cookie Gilchrist	1	1965
George Goeddeke	1	1969
Goose Gosnolin	5	1961, 1962, 1963, 1964, 1966
Rich Jackson	2	1968, 1969
Larry Kaminski	1	1967
Floyd Little	2	1968, 1969
Bud McFadin	3	1961, 1962, 1963
Gene Mingo	1	1962
Bob Scarpitto	1	1966
Don Stone	1	1961
Jerry Sturm	2	1964, 1966
Lionel Taylor	1	1962
Frank Tripucka	1	1962
Nemiah Wilson	1	1967
Bob Zeman	1	1962



BRONCOS TEAM AWARD WINNERS

For a period of Broncos history, team members were asked to vote on individual honors for their teammates. Listed below are the winners of those honors, and the years those awards were given.

EARL HARTMAN AWARD

OFFENSE	DEFENSE	SPECIAL TEAMS
1995 Terrell Davis	Steve Atwater	Glyn Milburn
1994 John Elway	Steve Atwater	Ray Jacobs
1993 John Elway	Simon Fletcher	Reggie Rivers
1992 John Elway	Simon Fletcher	Keith Traylor
1991 John Elway	Dennis Smith	Alton Montgomery
1990 Bobby Humphrey	Steve Atwater	Kevin Clark
1989 Bobby Humphrey	Dennis Smith	David Treadwell
1988 John Elway/ Sammy Winder	Simon Fletcher	Ken Bell
1987 John Elway	Karl Mecklenburg	Ken Bell
1986 John Elway	Mike Harden	Darren Comeaux
1985 John Elway	Rulon Jones	Daniel Hunter
1984 Steve Watson	Louis Wright	Ken Woodard
1983 Steve Watson	Randy Gradishar	Ken Woodard
1982 Billy Bryan	Louis Wright	Rob Lytle/ Rick Upchurch
1981 Steve Watson	Bob Swenson	Jim Ryan
1980 Billy Bryan	Randy Gradishar	Fred Steinfort
1979 Craig Morton	Bob Swenson	Larry Canada
1978 Riley Odoms	Randy Gradishar	Maurice Harvey
1977 Craig Morton	Tom Jackson	Rick Upchurch
1976 Riley Odoms	Tom Jackson	Rick Upchurch
1975 Bobby Maples	Lyle Alzado	Jim Turner
1974 Otis Armstrong	Tom Jackson	Ken Criter
1973 Charley Johnson	Paul Smith	

BOB PECK MEMORIAL AWARD
(MOST INSPIRATIONAL PLAYER)

1995 Michael Dean Perry
1994 Shannon Sharpe
1993 Dennis Smith
1992 Dennis Smith
1991 Kenny Walker
1990 Keith Kartz
1989 Marc Munford
1988 Keith Bishop/Billy Bryan
1987 Keith Bishop
1986 Tom Jackson
1985 Tom Jackson
1984 Tom Jackson
1983 Tom Jackson
1982 Tom Jackson
1981 Tom Jackson

BOB MARTIN AWARD
(FOR COOPERATION WITH THE MEDIA)

1995 Lionel Washington
1994 Shannon Sharpe
1993 Tyrone Braxton
1992 Reggie Rivers
1991 Greg Kragen
1990 Mark Jackson


RETIRED JERSEY NUMBERS

The Denver Broncos have retired three jersey numbers in their 39-year history: the No. 18 worn by quarterback Frank Tripucka, the No. 44 worn by running back Floyd Little and the No. 7 worn by John Elway. The most recent addition is Elway's, retired in a halftime ceremony during the Broncos' 1999 season-opening game vs. Miami, Sept. 13, 1999.



John Elway

John Elway, who wore number 7 from 1983-98, led the Broncos to five Super Bowl appearances and two World Championships, and retired ranked second in nearly every all-time NFL passing category. He passed for 51,475 yards and 300 touchdowns in his 16-year career, and retired as the all-time winningest starting quarterback in NFL history, with a career mark of 148-82-1 (.643). Elway was named Most Valuable Player of Super Bowl XXXIII, leading Denver to its second straight World Championship with a 34-19 defeat of the Atlanta Falcons, becoming the only player in NFL history to close his career by earning Super Bowl MVP honors in his final game. His image was forged early in his career, as he developed a reputation for leading the Broncos to victory against seemingly insurmountable odds. Elway directed the Broncos on an NFL-record 47 fourth-quarter, game-winning or game-saving drives in his legendary career. Elway was inducted into the Denver Broncos Ring of Fame in 1999, the first inductee in six years. The only other players to wear No. 7 in franchise history were quarterbacks Mickey Slaughter (1963-66) and Craig Morton (1977-82).



Frank Tripucka


Frank Tripucka, who wore number 18 from 1960-63, was Denver's first quarterback and helped lay the foundation for the club's future success. He played in the American Football League all-star game in 1962 and passed for 7,676 yards in his Denver career. Tripucka's passing total still ranks third in franchise history, and his single-game record of 447 yards at Buffalo, Sept. 15, 1962, remains the franchise record. He also ranks third in completions (662) and attempts (1,277), fourth in touchdown passes (51) and guided Denver to its first .500 season, with a 7-7 mark in 1962. Tripucka was inducted into the Broncos' Ring of Fame in 1986.



Floyd Little

Floyd Little, who wore number 44 from 1967-75 with the Denver Broncos, as well as during his legendary college career at Syracuse, retired as the club's all-time career leader in rushing yards (6,323) and total touchdowns (54). He held both marks until 1998 when they were eclipsed by Terrell Davis. Little was All-AFL in 1969 and played in two AFL all-star games (1968, 1969) and three Pro Bowls (1971, 1972, 1973). He remains the franchise career record-holder in rushing attempts (1,641), his 89-yard kickoff return in 1968 is the longest non-scoring kickoff return in club history. When Little retired, he ranked among the top 10 rushers in NFL history. Little joined the Broncos in 1967 as the club's No. 1 draft choice, becoming the first No. 1 pick to sign with the team in its eight-year history. During his career, Little helped the Broncos to their first winning seasons in 1973 and '74, with back-to-back 7-5-2 and 7-6-1 marks, and retired in 1975 with Denver just two years away from its first Super Bowl appearance. He was inducted into the club's Ring of Fame as part of its inaugural class in 1984. The only other player to wear No. 44 in franchise history was defensive back Miller Farr in 1965.

DENVER BRONCOS RING OF FAME

John Elway
Super Bowl XXXIII Most Valuable Player



DENVER BRONCOS RING OF FAME PROFILES

The Denver Broncos' Ring of Fame was inaugurated in 1984 to honor former players and administrators who played significant roles in the franchise's history.

Quarterback **John Elway** becomes the first addition to the Ring of Fame in six years, by virtue of his Sept. 13, 1999 induction in a ceremony held at halftime of the Broncos' season-opening Monday Night contest vs. Miami. As testament to the legend he established during his 16-year career, Elway becomes the first inductee for whom the customary five-year waiting period was waived.

Elway's induction is the first since 1993 when cornerback **Louis Wright** (1975-86) was inducted into the Ring of Fame, a year after linebacker **Tom Jackson** (1973-86) entered the Ring in 1992.

Linebacker **Randy Gradishar** (1974-83) was the only 1989 inductee, following the 1998 inductions of quarterback **Craig Morton** (1977-82), wide receiver **Haven Moses** (1972-81), and kicker **Jim Turner** (1971-79).

Former defensive back **Bill Thompson** (1969-81) was honored in 1987 and three players joined the elite group in 1986: quarterbacks **Frank Tripucka** (1960-63) and **Charley Johnson** (1972-75), and defensive end **Paul Smith** (1968-78).

In 1985, former owner **Gerald H. Phipps** became the first non-player to have his name placed on the Ring.

The Ring of Fame was established in 1984 with an inaugural class of four members: running back **Floyd Little** (1967-75), defensive end **Rich Jackson** (1967-72), wide receiver **Lionel Taylor** (1960-66) and safety **Austin "Goose" Gonsoulin** (1960-66).

The Ring of Fame is on the facade of Mile High Stadium's east stands, just below the third level. The following are biographical sketches of each of the 16 Ring of Fame members, in alphabetical order. The profiles begin below with Elway's, and continue with Gonsoulin's on page 494.



JOHN ELWAY

Year Inducted: 1999

Years with Broncos: 1983-98

QUARTERBACK

7

CAREER: John Elway capped his brilliant career in 1998 by winning Most Valuable Player honors in Super Bowl XXXIII, leading the Denver Broncos to their second straight World Championship. He also posted the highest quarterback rating of his career in his final campaign, with a rating of 93.0. At the close of the 1998 season Elway ranked second among active NFL players for number of appearances with one team (234), trailing only the Oilers' Bruce Matthews (248), and retired having played in and started (231) more games in more seasons (16) than any player in Denver Broncos history. Elway, the NFL's all-time winningest starting quarterback

(148-82-1; .643), was voted to a franchise-record nine Pro Bowl appearances (1986 season, '87, '89, '91, '93, '94, '96, '97 and '98), tied for the most ever by a quarterback (Marino, Moon), and as a starter six times ('87, '89, '93, '96, '97 and '98). He was the NFL's Most Valuable Player in 1987, AFC Player of the Year in 1993, was named AFC Offensive Player of the Week 15 times and AFC Offensive Player of the Month twice. Elway was named the Edge NFL Man of the Year for 1992, and was inducted in to the Colorado Sports Hall of Fame in 1999. He ranks second behind Miami's Dan Marino in most major NFL career passing categories, including passing yards (51,475), attempts (7,250), completions (4,123) and total offense (54,882). He also figures third in total touchdowns with 334 (300 pass/33 rush/1 rec.); third in passing touchdowns with 300 (behind Marino and Fran Tarkenton) and leads all NFL quarterbacks in career rushing attempts (774), while figuring fourth in rushing yards (3,407). Elway is the only player in NFL history to pass for over 3,000 yards and rush for over 200 yards in the same season for seven straight years (1985-91). He was responsible for 334 touchdowns (300 passing; 33 rushing and 1 receiving), third all-time, and generated 4,771 of the 5,806 points (82.2%) scored by the Broncos during his 16-year tenure with the club. Elway ranks No. 1 in NFL history in fourth-quarter, game-winning or game-saving drives with 47 (46-0-1 record), and had 36 career 300-yard passing games in the regular season, third among active quarterbacks at the time of his retirement (Marino, Warren Moon). He also caught three passes in regular season play for 61 yards, including a touchdown of 23 yards from Steve Sewell in 1986. In 1997 Elway broke his franchise record for consecutive passes without an interception, with the streak reaching 189. For his career, Elway had 19 games in which he completed 70% or more of his passes (min. 20 att.) and fashioned a 17-2 record in those games. He started 2,595 drives as a pro and was replaced just 10 times due to injury (.039%).

POSTSEASON: Elway played in a franchise-record 22 postseason games (including five Super Bowls), with 21 starts, and produced a 14-7 record (9-2 at home, 3-2 on the road and 2-3 at neutral sites). He is the only player ever to start in five Super Bowls, and has the NFL's all-time best record as a starting quarterback in Conference Championship Games, at 5-1. The others with four Super Bowl starts are Joe Montana, Terry Bradshaw, Roger Staubach and Jim Kelly. Elway owns or shares 18 Broncos' postseason records, including most passing yards, most touchdown passes and total offense (combined rushing and passing yards). He completed 355 of 651 passes (54.5%) for 4,964 yards, 27 touchdowns and 21 interceptions. He also rushed 94 times for 461 yards (4.9 avg.) and six touchdowns and caught one pass for 23 yards in postseason play. Elway ranks second in NFL postseason history in passing yardage (trailing only Montana-5,772); second in pass attempts (Montana-734); second in completions (Montana-460); and fourth in passing touchdowns (Montana-45; Marino-38 and Bradshaw-30). In Super Bowl games Elway ranks No. 1 in pass attempts (152), No. 3 in completions (76), No. 2 in passing yards (1,128) and tied for second in rushing TDs (4) with Franco Harris and Thurman Thomas (Ermitt Smith has 5). Six of Elway's NFL-record 47 fourth-quarter, game-winning or game-saving drives came in the postseason.

1998: Elway was selected to his ninth Pro Bowl (tying Dan Marino and Warren Moon for most by a QB) — his sixth as a starter and his third straight selection — while being inducted in the Colorado Sports Hall of Fame with the 1999 class after a season in which he played in 13 of the 16 games (12 starts) and showed that he still ranked among the NFL's most dangerous signal-callers, completing 210 of 356 passes (59.0) for 2,806 yards and 22 touchdowns with 10 interceptions. He was sacked 18 times (-135) and his longest completion was a 58-yd. toss to Rod Smith in Week 14 vs. Kansas City, 12/6. Elway also rushed 37 times for 94 yards (2.5) with a long of 16 (at Miami, 12/21) and one touchdown (vs. Dal., 9/13/98), and caught a 14-yd. pass from Smith (vs. Oak., 11/22). Elway ranked second in the AFC (5th NFL) in passer rating (93.0), first in average gain per attempt (7.88; 4th NFL), while also figuring third in completion pct. (11th NFL), fourth in TD passes (9th NFL) and sixth (12th NFL) in passing yards. He was named AFC Offensive Player of the Week and Miller Lite NFL Player of the Week for his 400-yard passing performance Dec. 6 vs. Kansas City, marking the 15th time in his career he has earned the AFC honor chosen by the NFL. Elway started all three playoff games and completed 45 of 86 passes (52.3%) for 691 yards and three touchdowns with one interception and a long of 80 yds. (TD), and was awarded the Pete Rozelle Trophy as Most Valuable Player of Super Bowl XXXIII, the only player ever to win such honors in his final game. Elway's performance, which lifted Denver to its second straight title, was his best performance in a league-record five Super Bowl starts. Setting a record by being the oldest quarterback to start a Super Bowl (38 years, 7 mos.), Elway completed 18 of 29 passes (.621) for 336 yards — the third-highest total in Super Bowl history — and a touchdown with one interception, en route to becoming the first No. 7 in the championship game's history — and the oldest player — to be named MVP. Elway cemented the honor by rushing for a 3-yd. touchdown in the 4th qtr. to give Denver a 31-6 lead, and made Elway the oldest player in Super Bowl history to score a touchdown, adding a year onto the record he set with his rushing TD in Super Bowl XXXII. Elway's passing touchdown was perhaps the play of the game, however, as he found Rod Smith deep down the middle of the field in the 2nd qtr. for an 80-yd. scoring play to put Denver on top 17-3. It tied for the second-longest play from scrimmage in Super Bowl history, and was the longest by a Bronco in a Super Bowl.

1997: Elway enjoyed yet another stellar season, quarterbacking the Broncos to the first World Championship in franchise history with a 31-24 win over Green Bay in Super Bowl XXXII. He was voted to his eighth Pro Bowl (fifth as a starter), and was named to the All-AFC team by *Pro Football Weekly* and *Football News*, and was named second-team All-Pro by *College and Pro Football Newsweekly*. Elway was also the recipient of the NFL Players Association's Mackey Award as the top quarterback in the AFC. For the year he completed 280 of his 502 pass attempts (55.8%) for 3,635 yards, 27 touchdowns and 11 interceptions. The 27 passing touchdowns set a new franchise record, and his 28 total touchdowns (one rushing) were the second-most of his career (30 in 1996). Elway also had 50 carries for 218 yards rushing (4.4 avg.) on the season, posted a quarterback rating of 87.5 (4th-best in the AFC, 7th in the NFL), and was 10th in the AFC in completion percentage. His third-down passer rating of 87.7 ranked 3rd in the AFC (5th NFL), as did his 27 touchdown passes (4th NFL). Elway helped Denver lead the NFL in total offense (second straight season) and in scoring offense for the 1997 season. He was named AFC Offensive Player of the Week for Week 10 (Nov. 2) when he moved into second place all-time in passing yardage and eclipsed 50,000 yards in total offense for his career in a win over Seattle. Elway would later be named AFC Offensive Player of the Month for November (92-149, 61.7%, 1,231 yards, 8 TDs, 0 INT) as the Broncos went 4-1, marking his second such award ever (October 1996). Elway started all four postseason games and engineered the Denver offense on its four-game run to the World Championship, completing 56 of 96 passes (58.3%) for 726 yards and three touchdowns, with two interceptions. He was sacked six times (-44) and carried the ball nine times for 25 yards (2.8) with a long of 10 yards and one touchdown.

1996: John Elway put together one of the finest seasons of his phenomenal 14-year career in, being voted to his seventh Pro Bowl (third as a starter); named second-team All-Pro by AP, *College & Pro Football Newsweekly* and *Football Digest* and first-team All-AFC by UPI, *Pro Football Weekly* and *Football News*; voted second in the AP NFL Most Valuable Player balloting; voted AFC Player of the Year by the Touchdown Club of Columbus; AFC Offensive Player of the Year by the Kansas City 101 Club; Mackey Award winner for highest quarterback rating in the AFC and AFC MVP by the NFL Players Association. He started 15 of the 16 regular season games and completed 287 of 466 pass attempts (61.6%) for 3,328 yards and 26 touchdowns with 14 interceptions, and also rushed 50 times for 249 yards (5.0) with a long of 22 and four touchdowns. His 26 touchdowns tied a career high and franchise record set in 1995. Elway led the AFC in quarterback rating (89.2; 4th NFL), was second in completion percentage (61.6; 5th NFL), third in touchdown passes (26; 4th NFL) and fifth in passing yardage (3,328; 7th NFL), completions (287; 8th NFL) and attempts (466; 9th NFL). His start at Seattle (9/8) marked the 192nd game he has played in his career, most by any player in Broncos franchise history, surpassing Tom Jackson who played in 191 games from 1973-86. In Denver's AFC Divisional Playoff loss to Jacksonville (1/4/97), Elway started and completed 25 of 38 passes for 226 yards and two touchdowns with a long of 18. He also rushed five times for 30 yards with a long of 19.

1995: Elway started all 16 games, completing 316 of 542 passes (58.3%) for 3,970 yards, a then-career-best 26 touchdowns and 14 interceptions. He threw for more than 300 yards on five occasions, also a career best. It was the 10th time in his 13-year NFL career that he had topped the 3,000-yard mark, joining him with Dan Marino (11) as the only quarterbacks in NFL history to accomplish that feat 10 or more times. He also rushed 40 times for 179 yards (4.5) and one touchdown, with a long of 15. He led the AFC (tied for 5th NFL) in passing yards, finished third (8th NFL) in completions and was third (8th NFL) in pass attempts. Meanwhile, his fourth-quarter passer rating of 95.2 ranked third in the AFC and fifth in the NFL.

1994: John Elway earned his sixth AFC Pro Bowl berth, though he missed two of the final three games (at Los Angeles and vs. New Orleans) due to a strained left knee. He finished the season second in the AFC and fourth in the NFL in passer rating with an 85.7, and third in the AFC in passing yards (3,490), attempts (494) and completions (307), with a 2.0 interception percentage. His 62.1 completion percentage was second in the AFC and sixth overall. Elway went over the 3,000-yard passing mark for the ninth time in his career, second only to Dan Marino's 10, and went over the 40,000-yard career total-offense mark. He rushed for 235 yards (second on the team and his ninth 200-yard season), giving him a season total offense figure of 3,725 in the 14 games he played.

1993: Elway was named AFC Most Valuable Player (NFL Players Association), AFC Offensive Player of the Year (UPI), and the Kansas City 101 Club and AFC Player of the Year (*Football News*) in 1993. Elway performed at an MVP-pace all year, earning all-AFC (UPI, *Football News*) and second-team All-NFL (AP, *College and Pro Football News*, and *Football Digest*), and he was the starting quarterback in the 1994 Pro Bowl (fifth Pro Bowl berth) after a regular season that saw him lead the AFC in all six major quarterback stats categories. Elway's 1993 stats and rankings included a 92.8 rating (first in the AFC, third in the NFL), 551 attempts (first in the entire NFL), 348 completions (first in the entire NFL), a 63.2 completion percentage (first in the AFC and third in the NFL), 25 TD passes (first in the AFC and second in the NFL), 4,030 yards (first in the AFC). Elway's 1.8 interception avoidance percentage was fourth in the AFC, but stands as the best in Denver history for any quarterback with more than 75 single-season attempts. In 1993 he set new personal and Denver records for total yards offensively (4,183), completions (348), passing yards (4,030), TD passes (25), and completion percentage (that 63.2 mark tied the figure set by Norris Weese in 1978). The 1993 season was Elway's first 4,000-yard campaign and his eighth 3,000-yard season. He also rushed for 153 yards. Elway was named the AFC Offensive Player of the Week twice and was named by his teammates as Denver's offensive MVP.

1992: Elway completed 174 of 316 passes for 2,242 yards, with 10 touchdowns and 17 interceptions. He gained 94 yards and scored twice on 34 rushing attempts. He missed games 11 through 14 because of a bruised tendon in his right shoulder, suffered while running for a first down against the Giants (11/15). Elway earned two AFC Offensive Player of the Week honors for the year.

1991: Elway completed 242 of 351 passes for 3,253 yards, a total ranked sixth in the AFC and ninth in the NFL, as he was voted to his fourth career Pro Bowl berth. He threw 12 touchdown passes and tied a career low with just 12 interceptions. He had 36 pass completions of 20+ yards, nine of 40+, five of 50+, and four of 60+. Elway was third on the team with 258 yards rushing, and his six TDs led the team and set a new career single season high. He was bothered throughout the second half of the season by a shoulder problem that was corrected by arthroscopic surgery in the 1992 offseason. Elway started both of Denver's playoff contests, completing 30 of 54 passes (55.6%) for 378 yards and one touchdown with two interceptions. He also rushed 10 times for 49 yards (4.9). Elway completed 11 of 21 passes for 121 yards and an interception before leaving the AFC Championship Game in the fourth quarter with a thigh injury.

1990: Elway completed 294 of 502 passes in 1990 (a .586 completion percentage that stood as the highest over the first 10 years of his career) for 3,526 yards, 15 touchdowns, and 14 interceptions. He gained 258 yards on 50 rushing attempts and scored three touchdowns on the ground.

1989: Elway led Denver to its third AFC Championship in four years and earned his third career Pro Bowl invitation. He completed 223 of 416 passes for 3,051 yards, with 18 touchdowns and 18 interceptions, and he rushed for 244 yards on 48 carries, scoring three times. Elway started all three Denver playoff games, including Super Bowl XXIV vs. San Francisco, and completed 42 of 82 passes (51.2%) for 732 yards and four touchdowns with three interceptions, while also rushing for 91 yards on 16 carries (5.7) with a long of 32 and one touchdown.

1988: Elway threw for 3,309 yards and rushed for 234 yards despite being bothered for most of the season by several nagging injuries. He was voted by teammates as Denver's most valuable offensive player for the fourth straight year, sharing the award with running back Sammy Winder, following a campaign in which he completed 274 of 496 passes, with 17 touchdowns and 19 interceptions to earn his second straight Pro Bowl invitation.

1987: Elway was named the NFL's Most Valuable Player (AP) and the AFC's starting quarterback in the Pro Bowl after turning in a tremendous season in 1987, a year in which he became the first AFC signal-caller since Terry Bradshaw (1978-79) to lead his team to consecutive conference crowns. Elway was named All-NFL (*The Sporting News*, NEA, AP-second team) and All-AFC (UPI, *Pro Football Weekly*, *The Football News*), in addition to being tabbed as the AFC MVP (NFLPA), AFC Player of the Year (*The Football News*), AFC Offensive Player of the Year (UPI, Kansas City 101 Club), and Colorado Pro Athlete of the Year (Colorado Sports Hall of Fame), as well as earning his second Pro Bowl invitation. He was voted the Broncos' offensive MVP for a regular season performance in which he completed 224 of 410 passes for 3,198 yards, an average of 267 yards per game, with 19 TD passes. He led all AFC quarterbacks in rushing for the fourth straight season was second on the team with a career-high 304 yards, scoring four times. Elway started all three of Denver's playoff contests, including Super Bowl XXII vs. Washington, and completed 42 of 89 passes (47.2%) for 797 yards and six touchdowns with five interceptions, while also rushing 18 times for 76 yards (4.2) with a long of 21 and one touchdown. His 56-yard scoring strike to Ricky Nattiel on Denver's first play from scrimmage provided the earliest touchdown in Super Bowl history (elapsed time of 1:57).

1986: Elway led the Broncos to their first AFC Championship in nine seasons in 1986, while earning his first Pro Bowl berth. He was honored with the Seattle Gold Helmet Award (Professional Football Player of the Year) and received the King of the Hill award from the Colorado Sports Hall of Fame, in addition to being named honorable mention All-NFL (AP) and All-AFC (UPI-second team). Along with his 18 TD passes that year, Elway also scored on an 11-yard run and a 23-yard pass reception from Steve Sewell that is the longest TD catch by a full-time starting QB in NFL history. For the year he completed 280 of 504 passes (55.6%) for 3,485 yards and 19 touchdowns with 13 interceptions, while also rushing 52 times for 257 yards (4.9) with a long of 24 and one touchdown. In the postseason he added 805 more yards on 57 of 107 passing efficiency (53.3%), with three touchdowns and four interceptions, while rushing 15 times for 101 yards (6.7) with a long of 34 and two touchdowns. Elway directed one of the greatest drives in NFL postseason history in pacing Denver to a 23-20 overtime win over Cleveland for the AFC title. He completed 22 of 38 passes for 244 yards and a TD, that coming on a five-yard strike to Mark Jackson that capped a 15-play, 98-yard drive that tied the game at the end of regulation. In overtime Elway drove the team 60 yards in nine plays to the winning field goal.

1985: Elway took some spectacular steps forward in 1985, as he re-wrote the Denver record book. Elway set Broncos single season records for attempts (605, which led the NFL and fell just four passes short of the NFL record of 609 held by Dan Fouts), completions (327, second in the NFL), passing yards (3,891, second in the NFL), total rushing and passing plays (656, first in the NFL), and total offense (4,414, also first in the league).

1984: Elway led the Broncos to a 12-2 record in his 14 regular season starts in 1984. He completed 214 of 380 passes for 2,598 yards, with 18 TDs and 15 interceptions. Not only was his passing a factor in his leadership of the offense, but he finished third on the team in rushing with 237 yards.

1983: Elway started 10 games in 1983, including the first five before being replaced by Steve DeBerg, and five more after DeBerg was injured. While Elway did not have impressive stats as a rookie, finishing 17th among AFC passers, he carried a tremendous emotional burden, having come to the NFL as the most publicized college prospect since Joe Namath in 1965. Elway was the first player chosen in the 1983 draft and joined the Broncos by trade with Baltimore on May 2. The Broncos, in return, gave the Colts quarterback Mark Herrmann, the rights to OL Chris Hinton and a first-round pick in the 1984 Draft (G Ron Solt). He was also chosen by the Oakland Raiders in the 1983 USFL territorial draft.

COLLEGE: John concluded his college career with five major NCAA Division I-A records and nine major Pac 10 marks. Elway completed 62.1 percent of his career passes (774 of 1,243, both NCAA highs) for 9,349 yards and 77 touchdowns, while setting an NCAA record for the lowest percentage of passes intercepted in a career (3.13 percent). As a senior, John was a consensus All-American and finished second in Heisman Trophy balloting while setting virtually every Pac-10 and Stanford career record for total offense and passing. A two-sport star, John played baseball for the New York Yankees' Oneonta (N.Y.) single-A farm club in 1982, hitting for a .318 average and knocking in a team-high 25 RBI in 42 games. John, who batted left-handed and threw right-handed, was the Yankees' first selection in the 1981 summer draft (June 8). John hit .349 with nine homers and 50 RBI in 49 games in his final college baseball season as a sophomore. Elway has a degree in economics from Stanford.

PERSONAL: John and his wife Janet have four children, including three daughters, Jessica Gwen (10/17/85), Jordan Marie (6/1/87) and Juliana (3/7/91), and a son, Jack (8/11/89). The family makes its home in Englewood, Colo. In addition to his considerable time spent on the football field, John and Janet have poured a great deal of energy into The Elway Foundation (an organization that contributes funds and resources to the prevention and treatment of child abuse). He also owned and operated seven automobile franchises in the Denver area until selling them in late 1997, and now is associated with 17 John Elway AutoNation dealerships in the Denver area. A native of Port Angeles, Wash., Elway was the most highly recruited prep athlete in the nation in 1979 and was listed on *Parade*, *Scholastic Coach*, *Football News*, and National Coaches Association All-America teams. He had an unparalleled football-baseball career at Granada Hills High School. John was 129 of 200 for 1,837 yards and 19 TDs as a senior, while leading the baseball team to the Los Angeles City championship with a .491 batting average and a 4-2 pitching record. He completed 60 percent of his high school passes for 5,711 yards and 49 TDs. The football field at Granada Hills High School was re-named in John's honor in a ceremony June 5, 1988. The Kansas City Royals selected him in the 18th round of the 1979 summer draft (June 5), although he already had signed a national letter of intent with Stanford. John's father, Jack, coached his son in the East-West Shrine contest in which John earned Offensive MVP laurels. Jack is currently in his fifth year as the Broncos' Director of Pro Scouting, and his seventh year overall with the Broncos.

ELWAY'S REGULAR SEASON RECORD

		PASSING															
Year	Club	G	S	Att.	Comp.	Pct.	Yds.	TD	%	Int.	%	LG	Sack	Yds.	Rtg.		
1983	Denver	11	10	259	123	47.5	1,663	7	2.7	14	5.4	49t	28	218	54.9		
1984	Denver	15	14	380	214	56.3	2,598	18	4.7	15	3.9	73	24	158	76.8		
1985	Denver	16	16	605	327	54.0	3,891	22	3.6	23	3.8	65t	38	307	70.0		
1986	Denver	16	16	504	280	55.6	3,485	19	3.8	13	2.6	53t	32	233	79.0		
1987	Denver	12	12	410	224	54.6	3,198	19	4.6	12	2.9	72t	20	138	83.4		
1988	Denver	15	15	496	274	55.2	3,309	17	3.4	19	3.8	86	30	237	71.3		
1989	Denver	15	15	416	223	53.6	3,051	18	4.3	18	4.3	69	35	298	73.7		
1990	Denver	16	16	502	294	58.6	3,526	15	3.0	14	2.9	66	43	311	78.5		
1991	Denver	16	16	451	242	53.7	3,253	13	2.9	12	2.7	71	45	305	68.3		
1992	Denver	12	12	316	174	55.1	2,242	10	3.2	17	5.4	80t	36	272	65.7		
1993	Denver	16	16	551	348	63.2	4,030	25	4.5	10	1.8	63	39	293	92.8		
1994	Denver	14	14	494	307	62.1	3,490	16	3.2	10	2.0	63	46	303	85.7		
1995	Denver	16	16	542	316	58.3	3,970	26	4.8	14	2.6	62t	22	180	86.3		
1996	Denver	15	15	466	287	61.6	3,328	26	5.6	14	3.0	51	26	194	89.2		
1997	Denver	16	16	502	280	55.8	3,635	27	5.4	11	2.2	78	34	203	87.5		
1998	Denver	13	12	356	210	59.0	2,806	22	6.2	10	2.8	58	18	135	93.0		
CAREER TOTAL		234	231	7,250	4,123	56.9	51,475	300	4.1	226	3.1	86	516	3,785	79.8		

		RUSHING						SCORING					
Year	Club	Att.	Yds.	Avg.	LG	TD		TD	1d	TDp	TDrt	2pt	Pts.
1983	Denver	28	146	5.2	23	1		1	1	0	0	—	6
1984	Denver	56	237	4.2	21	1		0	1	0	0	—	6
1985	Denver	51	253	5.1	22	0		0	0	0	0	—	0
1986	Denver	52	257	4.9	24	1		2	1	1	0	—	12
1987	Denver	66	304	4.6	29	4		4	4	0	0	—	24
1988	Denver	54	234	4.3	26	1		1	1	0	0	—	6
1989	Denver	48	244	5.1	31	3		3	3	0	0	—	18
1990	Denver	50	258	5.2	21	3		3	3	0	0	—	18
1991	Denver	55	255	4.6	17t	6		6	6	0	0	—	36
1992	Denver	34	94	2.8	9	2		2	2	0	0	—	12
1993	Denver	44	153	3.5	18	0		0	0	0	0	—	0
1994	Denver	58	235	4.1	22	4		4	4	0	0	—	24
1995	Denver	41	176	4.3	25	1		1	1	0	0	—	8
1996	Denver	50	249	5.0	22	4		4	4	0	0	—	24
1997	Denver	50	218	4.4	23	1		1	1	0	0	—	6
1998	Denver	37	94	2.5	16	1		1	1	0	0	—	6
CAREER TOTAL		774	3,407	4.4	31	33		34	33	1	0	1	206

ELWAY'S POSTSEASON RECORD

PASSING													
Year	Club	G	S	Att.	Comp.	Pct.	Yds.	TD	%	Int.	%	LG	Sack
1983	Denver	1	0	15	10	66.7	123	0	0.0	1	6.7	31	0
1984	Denver	1	1	37	19	51.3	184	2	5.4	2	5.4	21	4
1986	Denver	3	3	107	57	53.3	805	3	2.8	4	3.7	54	6
1987	Denver	3	3	89	42	47.2	797	6	6.7	5	5.6	80	8
1989	Denver	3	3	82	42	51.2	732	4	4.9	3	3.7	70	6
1991	Denver	2	2	54	30	55.6	378	1	1.9	2	3.7	44	3
1993	Denver	1	1	47	29	61.7	302	3	6.4	1	2.1	25	1
1996	Denver	1	1	38	25	65.8	226	2	5.3	0	0.0	18	1
1997	Denver	4	4	96	56	58.3	726	3	3.1	2	2.1	43	6
1998	Denver	3	3	86	45	52.3	691	3	3.5	1	1.2	80	4
CAREER TOTAL		22	21	651	355	54.5	4,964	27	4.1	21	3.2	80	39

RUSHING						SCORING					
Year	Club	Att.	Yds.	Avg.	LG	TD	TD	TD	TD	2pt.	Pts.
1983	Denver	3	15	5.3	11	0	0	0	0	0	0
1984	Denver	4	16	4.0	13	0	0	0	0	0	0
1986	Denver	15	101	6.7	34	2	2	2	0	0	12
1987	Denver	18	76	4.2	21	1	1	1	0	0	6
1989	Denver	16	91	5.7	32	1	1	1	0	0	6
1991	Denver	10	49	4.9	15	0	0	0	0	0	0
1993	Denver	5	23	4.6	6	0	0	0	0	0	0
1996	Denver	5	30	6.0	19	0	0	0	0	0	0
1997	Denver	9	25	2.8	10	1	1	1	0	0	6
1998	Denver	9	34	3.8	11	1	1	1	0	0	6
CAREER TOTAL		94	461	4.9	34	6	6	6	0	0	36

ADDITIONAL STATISTICS: Fumbled six times and recovered three fumbles for minus one yard in 1983; fumbled 14 times and recovered seven fumbles, 1984; fumbled seven times and recovered three fumbles, 1985; fumbled seven times and recovered one fumble for minus four yards, caught one pass for 23 yards and a touchdown, 1986; fumbled twice, punted once for 31 yards, 1987; fumbled seven times, recovered five fumbles, punted three times for 117 yards, 1988; fumbled nine times, recovered two fumbles, and punted once for 34 yards; fumbled eight times, recovered one fumble, punted once for 37 yards, 1990; fumbled 11 times, recovered two fumbles, and caught a 24-yard pass, 1991; fumbled 12 times, recovered one fumble, 1992; fumbled 13 times, recovered nine fumbles for minus three yards, 1993; fumbled 11 times, recovered two for minus five yards, 1994; fumbled nine times, recovered one fumble, 1995; fumbled six times, recovered two fumbles, 1996; fumbled nine times, 1997; fumbled seven times, recovered two fumbles and caught one pass for 14 yards (from Rod Smith), 1998. Receiving Totals: 3-61 (20.3), with a long of 24.

ELWAY'S SINGLE-GAME HIGHS

(Postseason in Parenthesis)

Most Pass Attempts — 59 at Green Bay, 10/10/93 (47 at L.A. Raiders, 1/9/94). **Most Pass Completions** — 36 vs. San Diego, 9/4/94 (29 at L.A. Raiders, 1/9/94). **Most Yards Passing** — 432 at Seattle, 12/20/85 (385 vs. Cleveland, 1/14/90). **Highest Comp. Pct.** — 61.7 (11 of 12) at L.A. Raiders (66.7 vs. Jacksonville [16 of 24], 12/27/97 and at Seattle [10 of 15], 12/24/83). **Most TD Passes** — 5 vs. Minnesota, 11/18/84 (3 at L.A. Raiders, 1/9/94 vs. Cleveland, 1/14/90 and vs. Cleveland, 1/17/88). **Most INTs** — 5 vs. Kansas City 12/14/85 (3 vs. Washington, 1/31/88). **Longest Pass Completion** — 80 to Marshall vs. N.Y. Jets, 11/8/92 (80 to R. Smith vs. Atlanta, 1/31/99 and to M. Jackson vs. Cleveland, 1/17/88). **Most Rushing Attempts** — 11 vs. Kansas City, 12/18/87 (11 vs. Cleveland, 1/17/88). **Most Rushing Yards** — 70 at Oakland, 11/4/96 (56 at Cleveland, 1/11/86). **Most Rushing TDs** — 2 vs. Detroit, 11/1/87 and Cincinnati, 9/1/91 (1, six times). **Longest run** — 31 at Buffalo, 9/18/89 (34 at Cleveland, 1/11/87). **Most Combined Rushing and Passing Yards** — 432 (0 rush, 432 pass) at Seattle, 12/20/85 (424 [39 rush, 385 pass] vs. Cleveland, 1/14/90).

JOHN ELWAY POSTSEASON GAME-BY-GAME

(Denver victories asterisked)

Opponent (Date)	S/P	Att.	Comp.	Yds.	Pct.	TD	INT	S/Yds.	Att.	Yds.	Avg.	LG	TD	Notes
at Seattle (12/24/83)	P	15	10	123	66.7	0	1	0/0	3	16	5.3	11	0	AFC Wild Card
vs Pittsburgh (12/30/84)	S	37	19	184	51.3	2	2	4/37	4	16	4.0	13	0	AFC Div. Playoff
vs New Eng.* (1/4/87)	S	32	13	257	40.6	1	2	1/4	5	18	3.6	22	1	AFC Div. Playoff
at Cleveland* (1/11/87)	S	38	22	244	57.9	1	1	2/19	4	56	14.0	34	0	AFC Championship
vs NY Giants (1/25/87)	S	37	22	304	59.5	1	1	3/26	6	27	4.5	10	1	Super Bowl XXI
vs Houston* (1/10/88)	S	25	14	259	56.0	2	1	1/4	4	8	2.0	4	1	AFC Div. Playoff
vs Cleveland* (1/17/88)	S	26	14	281	53.8	3	1	2/25	11	36	3.3	11	0	AFC Championship
vs Washington (1/31/88)	S	38	14	257	36.8	1	3	5/50	3	32	10.7	21	0	Super Bowl XXII
vs Pittsburgh* (1/7/90)	S	20	12	239	60.0	1	1	1/13	7	44	6.3	32	0	AFC Div. Playoff
vs Cleveland* (1/14/90)	S	36	20	385	55.6	3	0	1/8	5	39	7.8	25	0	AFC Championship
vs San Fran. (1/28/90)	S	26	10	108	38.5	0	2	4/30	4	8	2.0	3	1	Super Bowl XXIV
vs Houston* (1/4/92)	S	33	19	257	57.6	1	1	0/0	6	39	6.5	15	0	AFC Div. Playoff
at Buffalo (1/12/92)	S	21	11	121	52.4	0	1	3/24	4	10	2.5	7	0	AFC Championship
at LA Raiders (1/9/94)	S	47	29	302	61.7	3	1	1/5	5	23	4.6	6	0	AFC Wild Card
vs Jacksonville (1/4/97)	S	38	25	226	65.8	2	0	1/1	5	30	6.0	19	0	AFC Div. Playoff
vs Jacksonville* (12/27/97)	S	24	16	223	66.7	1	0	3/22	1	0	0.0	0	0	AFC Wild Card
at Kansas City* (1/4/98)	S	19	10	170	52.6	0	0	1/7	1	-1	-1.0	-1	0	AFC Div. Playoff
at Pittsburgh* (1/11/98)	S	31	18	210	58.1	2	1	2/15	2	9	4.5	10	0	AFC Championship
vs Green Bay* (1/25/98)	S	22	12	123	54.5	0	1	0/0	5	17	3.4	10	0	Super Bowl XXXII
vs Miami* (1/9/99)	S	23	14	182	60.9	1	0	1/8	3	19	6.3	11	0	AFC Div. Playoff
vs New York Jets* (1/17/99)	S	34	13	173	38.2	1	0	3/20	3	13	4.3	9	0	AFC Championship
vs Atlanta* (1/31/99)	S	29	18	336	62.1	1	1	0/0	3	2	0.7	3	1	Super Bowl XXXIII
PLAYOFF TOTALS		22/21	651	355	4,964	54.5	27	21	39/318	94	461	4.9	34	6

JOHN ELWAY'S 300-YARD PASSING GAMES (40; INCLUDES 4 POSTSEASON)

(Denver victories asterisked)

Opponent (Date)	Att.	Comp.	Yds.	Pct.	TD	INT	S/Yds.	Att.	Yds.	Avg.	LG	TD	Notes
vs Baltimore* (12/11/83)	44	23	345	52.3	3	0	5/38	2	23	7.7	14	0	
vs New England* (11/4/84)	40	26	315	65.0	3	1	3/24	4	3	0.8	4	0	
vs New Orleans* (9/15/85)	43	28	353	65.1	4	1	3/26	3	2	0.7	4	0	
vs Kansas City* (12/14/85)	37	22	301	59.5	1	5	0/0	6	4	0.7	3	0	
at Seattle* (12/20/85)	42	24	432	57.1	1	0	5/47	0	0	0.0	0	0	
at Seattle* (10/26/86)	32	18	321	56.3	1	1	0/0	7	-6	-0.9	7	0	
at NY Giants (10/26/86)	47	29	336	61.7	0	2	2/11	8	51	6.4	13	0	
vs NY Giants (1/25/87)	37	22	304	59.5	1	1	3/26	6	27	4.5	10	1	Super Bowl XXI
vs Seattle* (9/13/87)	32	22	338	68.8	4	1	0/0	4	16	4.0	7	0	
vs Chicago* (11/16/87)	40	21	341	52.5	3	2	0/0	5	35	7.0	19	0	
at San Diego* (11/29/87)	32	21	347	65.6	3	1	0/0	6	40	6.7	29	0	
at Seattle (12/13/87)	42	21	335	50.0	1	2	4/20	3	12	4.0	5	0	
at LA Raiders (12/4/88)	49	29	324	59.2	2	3	3/27	2	13	6.5	7	0	
at Seattle* (10/22/89)	35	18	344	51.4	2	0	4/28	3	3	1.0	3	0	
vs Cleveland* (1/14/90)	36	20	385	55.6	3	0	1/8	5	39	7.8	25	0	AFC Championship
at Indianapolis* (10/21/90)	30	21	317	70.0	2	0	3/24	3	3	1.0	5	0	
at Kansas City (12/9/90)	36	24	328	66.7	2	1	5/28	1	12	12.0	12	0	
at Houston (10/6/91)	42	24	301	57.1	2	1	5/54	1	10	10.0	10	0	
vs. Kansas City* (10/4/92)	38	23	311	60.5	2	0	5/32	4	8	2.0	6	0	
at Kansas City (9/20/93)	45	28	300	62.2	1	1	0/0	1	0	0.0	0	0	
at Green Bay (10/10/93)	59	33	367	55.9	1	1	4/34	5	27	5.4	11	0	
at LA Raiders (1/2/94)	36	25	361	69.4	3	0	0/0	2	21	10.5	18	0	
at LA Raiders (1/9/94)	47	29	302	61.7	3	1	1/5	5	23	4.6	6	0	AFC Wild Card
vs. San Diego (9/4/94)	46	36	371	78.3	3	2	4/30	1	1	1.0	1	0	
at N.Y. Jets (9/11/94)	42	29	319	69.0	1	1	1/3	1	2	2.0	2	0	
vs Cleveland* (10/30/94)	41	30	349	73.2	2	0	1/6	2	14	7.0	12	0	
vs Atlanta* (11/20/94)	42	27	382	64.3	2	1	5/46	6	17	2.8	11	1	
vs Buffalo* (9/3/95)	41	22	317	53.7	0	1	2/18	4	29	7.3	15	0	
vs Washington* (9/17/95)	47	30	327	63.8	2	0	1/9	6	22	3.7	11	0	
vs Oakland* (10/16/95)	46	23	324	50.0	2	0	2/20	3	29	9.7	14	0	
at Houston (11/26/95)	41	27	332	65.9	2	2	0/0	0	0	0.0	0	0	
at Oakland* (12/24/95)	41	24	320	58.5	2	1	2/13	4	10	2.5	4	0	
at Cincinnati* (9/29/96)	37	23	335	62.6	2	1	5/47	2	-1	-0.5	-1	0	
vs. San Diego* (10/6/96)	41	32	323	78.0	4	1	1/11	8	37	4.6	14	0	
vs. Baltimore* (10/20/96)	39	25	326	64.1	3	1	0/0	2	1	5.5	9	1	
at Minnesota* (11/24/96)	36	27	334	75.0	2	1	3/25	2	8	4.0	8	0	
at Oakland (10/19/97)	46	26	309	56.5	1	0	3/15	5	48	9.6	16	0	
vs. Kansas City* (12/6/98)	32	22	400	68.8	2	1	2/17	4	5	1.3	8	0	
vs. Seattle* (12/27/98)	36	26	338	72.2	4	0	2/22	4	8	2.0	11	0	
vs. Atlanta* (1/31/99)	29	18	336	62.1	1	1	0/0	3	2	0.7	3	1	Super Bowl XXXIII

JOHN ELWAY'S TOUCHDOWN TARGETS

(Bold indicates players still active with Broncos)

REGULAR SEASON (300 TDs, 41 DIFFERENT PLAYERS)

- 42 — Shannon Sharpe
- 35 — Vance Johnson
- 23 — Ed McCaffrey
- 21 — Mark Jackson, Anthony Miller
- 19 — Rod Smith
- 16 — Steve Watson
- 10 — Steve Sewell
- 9 — Butch Johnson
- 8 — Clarence Kay, Clint Sampson, Michael Young
- 7 — Gene Lang, Sammy Winder
- 6 — Glyn Milburn, Ricky Nattiel
- 5 — Derek Russell, Gerald Willhite
- 4 — Terrell Davis, Orson Mobley, Mike Pritchard
- 3 — Jerry Evans, Willie Green, Reggie Johnson, Arthur Marshall
- 2 — Melvin Bratton, Aaron Craver, Rick Massie, Jim Wright
- 1 — Ray Alexander, Jeff Campbell, Dwayne Carswell, Howard Griffith, Bobby Humphrey, Jesse Myles, Rick Parros, Reggie Rivers, Mike Sherrard, Detron Smith, Dave Studdard, Cedric Tillman

POSTSEASON (27 TDs, 15 DIFFERENT PLAYERS)

- 4 — Vance Johnson
- 3 — Rod Smith
- 2 — Howard Griffith, Mark Jackson, Clarence Kay, Ed McCaffrey, Ricky Nattiel, Shannon Sharpe, Sammy Winder
- 1 — Reggie Johnson, Orson Mobley, Derek Russell, Steve Watson, Jim Wright, Michael Young

JOHN ELWAY'S CAREER DRIVE ENGINEERING

Season	Drives Started		Drives Ended by								Points Yielded	Points/ Drive	Quarterback Drive Efficiency*
	TD	FG	FGA	PNT	DWN	TRN	SAF	CLK	RPL				
1983	108	11	8	1	52	4	23	0	7	2	101	0.94	17.6%
1984	162 #	29	16	5	70	1	26	0	15	1	248	1.53	27.8%
1985	215	42	23	15	92	4	29	0	9	1	360	1.67	30.2%
1986	187	38	20	8	81	2	23	2	13	0	325	1.74	31.0%
1987	139	34	17	7	47	4	21	0	9	0	289	2.08	36.7%
1988	171	30	20	12	63	5	29	1	11	0	270	1.58	29.2%
1989	163	32	24	5	66	4	25	0	7	0	296	1.81	34.3%
1990	169	34	22	9	59	4	29	0	11	1	302	1.79	33.1%
1991	176	29	26	9	73	6	21	0	11	1	280	1.59	31.3%
1992	132	18	15	4	59	2	26	0	8	0	171	1.30	25.0%
1993	185	41	26	9	66	7	21	1	14	0	364	1.97	36.2%
1994	160	31	25	7	57	8	22	0	10	0	290	1.81	35.0%
1995	167	40	29	7	50	5	28	0	8	0	368	2.20	41.3%
1996	158	45	18	6	53	2	22	0	10	2	372	2.35	39.9%
1997	180	44	28	11	59	6	20	0	12	0	395	2.19	40.0%
1998	136	40	15	4	45	3	15	0	12	2	323	2.38	40.4%
TOTALS	2,608	538	332	119	992	67	380	4	167	10	4,754	1.82	33.4%

(*—the second number is the percentage the quarterback has put his team in position to score, allowing for missed field goal and subtracting those drives ended by the clock and replaced due to injury. #—drives for 1984 add to one more than drives started because Elway replaced Kubiak on one drive.)

NOTES:

- For his career, he has directed Denver to scores in better than 3 in 10 drives; when you adjust the figure as stated above, the figures work to just over 40 in 100.
- In 2,608 career drives started, he has been replaced only 10 times due to injury (based on if a replacement QB earned at least one first down on the drive; that's 0.383 percent, or 3.83 in 1,000).
- As far as drive efficiency is concerned, Elway had his best seasons in 1995 and 1998.

JOHN ELWAY'S FOURTH-QUARTER HEROICS

In his career (1983-98) John Elway has engineered 47 fourth-quarter or overtime, game-saving or game-winning drives for the Broncos, and the team has a record of 46-0-1 in those contests. Those games include:

- 40 fourth-quarter or overtime, game-winning drives (marked on the following page with an asterisk). The Broncos have scored the winning points 23 times with fewer than three minutes remaining, 21 times under two minutes, and 13 times with less than a minute left.
- seven fourth-quarter, game-tying drives. Denver went on to win six of those contests in regulation or overtime, and one game ended tied. The Broncos won in regulation vs. New England (11/4/84) and at Seattle (12/20/85). In overtime, Elway directed the game-winning drive in the AFC Championship Game at Cleveland (1/11/87), while the defense and special teams set up OT wins vs. San Diego (11/17/85), at San Francisco (10/9/88) and at Seattle (10/22/89). The game at Green Bay (9/20/87) ended in a tie.

JOHN ELWAY'S FOURTH-QUARTER HEROICS — GAME-BY-GAME

- *Dec. 11, 1983 vs. Baltimore — Throws three fourth-quarter TD passes, the last a 26-yarder to Gerald Willhite with 0:44 left in 21-19 win.
- Nov. 4, 1984 vs. New England — Directs 8-play, 78-yard drive for seven-yard TD pass to Butch Johnson with 4:03 left to tie score at 19-19; Dennis Smith returns a fumble 64 yards for TD with 1:45 left in a 26-19 win.
- *Nov. 11, 1984 at San Diego — Directs 10-play, 77-yard drive for Sammy Winder one-yard TD run with 0:38 left in 16-13 win.
- *Dec. 9, 1984 vs. San Diego — Directs 12-play, 40-yard drive for Rich Karlis field goal with 2:08 left in 16-13 win.
- *Sept. 22, 1985 vs. Atlanta — Directs three scoring drives (two TDs, one FG) in fourth quarter, erasing 28-27 deficit, in 44-28 win.
- *Nov. 11, 1985 vs. San Francisco — Directs 9-play, 63-yard drive for Rich Karlis 24-yard field goal with 1:27 left in 17-16 win.
- Nov. 17, 1985 vs. San Diego — Directs 7-play, 48-yard drive for Rich Karlis 34-yard field goal with 0:05 left to tie San Diego; Denver wins 30-24 on Louis Wright's 60-yard TD return of a blocked field goal on OT.
- *Dec. 1, 1985 at Pittsburgh — Directs 7-play, 58-yard drive for Steve Sewell two-yard TD run with 1:45 left, taking a 24-23 lead; Mike Harden returns an interception 42 yards for a score for 31-23 win.
- *Dec. 14, 1985 vs. Kansas City — Directs 8-play, 59-yard drive for Sammy Winder one-yard TD run with 0:22 left in 14-13 win.
- Dec. 20, 1985 at Seattle — Directs 8-play, 80-yard drive for Steve Sewell one-yard run to tie game at 24-24 with 2:35 remaining; then passes for 27 yards to start a five-play, 34-yard drive (Gary Kubiak takes over when Elway is injured) for a Rich Karlis 43-yard field goal with 0:55 remaining in 27-24 win.
- *Sept. 7, 1986 vs. L.A. Raiders — Directs 9-play, 39-yard drive for seven-yard pass to Gene Lang with 5:11 left in 38-36 win.
- Jan. 11, 1987 at Cleveland (AFC Championship Game) — Directs 15-play, 98-yard drive for five-yard TD pass to Mark Jackson with 0:39 left to tie game 20-20; in Denver's first OT possession, directs 60-yard drive for Rich Karlis 33-yard FG in 23-20 win.
- Sept. 20, 1987 at Green Bay — Directs 18-play, 80-yard drive for Steve Sewell one-yard run with 5:53 remaining to tie game at 17-17; game ends in an overtime tie.
- *Nov. 16, 1987 vs. Chicago — Directs 8-play, 61-yard drive for Steve Sewell four-yard TD run with 4:58 left in 31-29 win.
- *Dec. 6, 1987 vs. New England — Directs 6-play, 74-yard drive for two-yard TD pass to Mark Jackson with 12:41 left for 24-20 lead; Mark Haynes later returns an interception for 14 yards and a score in 31-20 win.
- *Jan. 17, 1988 vs. Cleveland (AFC Championship Game) — Directs 5-play, 75-yard drive for 20-yard TD pass to Sammy Winder with 4:01 left for 38-31 lead; after safety and Ernest Byner fumble, Denver wins 38-33.
- Oct. 9, 1988 at San Francisco — Directs 9-play, 58-yard drive for eight-yard TD pass to Vance Johnson with 8:37 left to

tie game 13-13; Broncos win in overtime when Steve Wilson's interception sets up Rich Karlis 22-yard field goal 8:11 into overtime.

- *Oct. 8, 1989 vs. San Diego — Directs 11-play, 74-yard drive for Bobby Humphrey 17-yard TD run with 1:03 left in 16-10 win.
- Oct. 22, 1989 at Seattle — Throws 54-yard TD pass to Vance Johnson with 2:19 left (only play of drive) to tie game 21-21; Dennis Smith interception sets up David Treadwell's 27-yard field goal at 7:14 of OT for 24-21 win.
- *Nov. 12, 1989 at Kansas City — Directs 10-play, 72-yard drive for David Treadwell 26-yard FG with 0:01 left in 16-13 win.
- *Jan. 7, 1990 vs. Pittsburgh (AFC Divisional Playoff) — Directs 9-play, 71-yard drive for Melvin Bratton one-yard run with 2:27 left in 24-23 win.
- *Sept. 17, 1990 vs. Kansas City — Directs 10-play, 79-yard drive for David Treadwell 22-yard FG with 0:00 left for 24-23 win.
- *Oct. 21, 1990 at Indianapolis — Directs 9-play, 58-yard drive for David Treadwell 42-yard FG to break tie with 3:45 left; then directs five-play, 56-yard drive for Steve Sewell two-yard run with 1:41 left in 27-17 win.
- *Oct. 20, 1991 vs. Kansas City — Directs 7-play, 70-yard drive for David Treadwell 27-yard field goal with 2:37 left in 19-16 win.
- *Oct. 27, 1991 at New England — Directs 9-play, 42-yard drive for David Treadwell 34-yard field goal with 1:56 left in 9-6 win.
- *Dec. 8, 1991 at Cleveland — Directs 16-play, 64-yard drive for six-yard TD pass to Vance Johnson with 8:54 left to break 7-7 tie; then directs six-play, 66-yard drive for David Treadwell 37-yard field goal with 3:29 remaining in 17-7 win.
- *Dec. 15, 1991 vs. Phoenix — Directs 6-play, 66-yard drive for Elway's four-yard TD run with 1:46 left in 24-19 win.
- *Jan. 4, 1992 vs. Houston (AFC Divisional Playoff) — Directs 12-play, 87-yard drive for David Treadwell 28-yard field goal with 0:20 left in 26-24 win.
- *Sept. 6, 1992 vs. L.A. Raiders — Directs 7-play, 85-yard drive for Reggie Rivers one-yard TD run with 0:55 left in 17-13 win.
- *Oct. 4, 1992 vs. Kansas City — Directs 14-play, 80-yard drive for 25-yard pass to Mark Jackson with 1:55 left to pull Denver within six points at 19-13; after a 28-yard punt return, directs a three-play, 27-yard drive for a 12-yard TD pass to Vance Johnson with 0:38 left in 20-19 win.
- *Oct. 18, 1992 vs. Houston — Directs 3-play, 80-yard drive for Reggie Rivers' 20-yard TD run with 1:34 left in 27-21 win.
- *Dec. 12, 1993 vs. Kansas City — Directs three-play, 11-yard drive for six-yard TD pass to Shannon Sharpe with 10:34 left in 27-21 win.
- *Oct. 23, 1994 at San Diego — Directs 4-play, four-yard drive to set up Jason Elam's 54-yard field goal with 10:02 remaining that put Denver ahead 17-15; then directed a nine-play, 66-yard drive to set up Elam for a 25-yard field goal that provided the final score of 20-15 with 4:07 remaining.
- *Nov. 20, 1994 vs. Atlanta — Directs 10-play, 73-yard drive for 32-yard TD pass to Anthony Miller to pull Denver within 28-25 with 10:19 remaining; then drove the Broncos 57 yards in 10 plays, capping the drive with a four-yard TD run to put Denver ahead to stay 32-28 with 1:56 remaining.
- *Sept. 17, 1995 vs. Washington — Directs 8-play, 80-yard drive that culminated with a 43-yard TD strike to Rod Smith on the final play of the game (play started at 0:06), breaking a 31-31 tie and giving Denver a 38-31 win. The drive began on the Broncos' 20-yard line with 1:07 remaining.
- *Nov. 19, 1995 vs. San Diego — Directs 7-play, 53-yard drive to set up Jason Elam's game-winning 32-yard field goal, breaking a 27-27 tie, and lifting Denver to a 30-27 win. The drive began on the Broncos' 33-yard line with 3:43 remaining.
- *Dec. 24, 1995 at Oakland — Directs 12-play, 79-yard drive to set up Jason Elam's 27-yard field goal to pull Denver to within 28-20 with 12:47 remaining; then drove the Broncos 87 yards in 13 plays, culminating with a four-yard TD pass to Ed McCaffrey — on which Elway ran in for the two-point conversion — to tie the score at 28-28 with 5:46 remaining; then drove 53 yards in nine plays to set up Elam's game-winning 37-yard field goal with 0:48 remaining, giving Denver the 31-28 victory.
- *Sept. 15, 1996 vs. Tampa Bay — Directs 14-play, 80-yard drive over an 8:11 span, capped by Terrell Davis' three-yard run with 3:32 remaining, giving Denver a 27-23 win.
- *Oct. 20, 1996 vs. Baltimore — Directs 10-play, 57-yard drive in 4:31, culminating with a 6-yard touchdown pass to Ed McCaffrey, to put Denver ahead 38-34 with 10:57 remaining. He later led the club 15 yards in three plays, capped by his own 9-yard touchdown run with 1:16 remaining, to provide the final margin of 45-34.
- *Nov. 4, 1996 at Oakland — Directs 6-play, 73-yard drive over a 47-second span, culminating with a 49-yard touchdown pass to Rod Smith with 4:14 remaining to erase a 21-16 Raiders lead and lift Denver to a 22-21 win.
- *Nov. 24, 1996 at Minnesota — Directs 11-play, 84-yard drive in 5:02, capped by a five-yard touchdown pass to Ed McCaffrey with 19 seconds remaining that was tipped three times by Vikings defenders, to give Denver a 21-17 win.
- *Oct. 26, 1997 at Buffalo — Directs 9-play, 43-yards drive in 4:47 during overtime to set up a 33-yard Jason Elam field goal with 1:56 remaining on the clock, giving Denver a 23-20 win.
- *Nov. 2, 1997 vs. Seattle — Directs 8-play, 69-yard drive in 4:34 to set up a 22-yard Jason Elam field goal with 7:28 remaining, breaking a 27-27 tie and giving Denver a 30-27 win.
- *Jan. 4, 1998 at Kansas City (AFC Divisional Playoff) — Directs 6-play, 49-yard drive in 2:38, capped by a 1-yard Terrell Davis touchdown run with 12:32 remaining to give Denver a 14-10 AFC Divisional Playoff victory. Key to the drive was Elway's 43-yard strike to Ed McCaffrey that set up the Broncos at the Chiefs' 1-yard line.
- *Jan. 25, 1998 vs. Green Bay (Super Bowl XXXII) — Directs 5-play, 49-yard drive in 1:42, culminating in a 1-yard Terrell Davis touchdown run with 1:45 remaining to break a 24-24 tie and give Denver a 31-24 win to claim its first World Championship. Key to the drive was a screen pass to fullback Howard Griffith that covered 23 yards and put Denver at the Green Bay 8-yard line.
- *Nov. 1, 1998 at Cincinnati — Directs 5-play, 53-yard drive in 1:56, culminating in a 5-yard Terrell Davis touchdown run with 58 seconds remaining to break a 26-26 tie and give Denver a 33-26 win. Key to the drive was a 38-yard kickoff return by Vaughn Hebronn to stake the Broncos with good field position.
- *Dec. 6, 1998 vs. Kansas City — Directs 5-play, 50-yard drive in 2:39, capped by a 24-yard touchdown pass to Shannon Sharpe with 3:34 remaining to give Denver a 35-31 lead that would hold up for the win — Denver's 13th in a row to begin the season (tied for second-best all-time) and 18th in a row overall, dating back to the 1997 season (tied for the longest streak in NFL history, regular and postseason combined).

ALL-TIME PRO FOOTBALL TOTAL OFFENSE LEADERS

PLAYER	YARDS	(Passing / Rushing)
Dan Marino*	61,448	58,913 passing / 93 rushing
John Elway	54,882	(51,475 passing / 3,407 rushing)
Fran Tarkenton	50,677	(47,003 passing / 3,674 rushing)
Warren Moon*	49,298	(47,465 passing / 1,833 rushing)
Dan Fouts	43,516	(43,040 passing / 476 rushing)

ALL-TIME PRO FOOTBALL PASSING LEADERS

PASSING YARDS			TOUCHDOWN PASSES		
No.	PLAYER	YARDS	No.	PLAYER	TDs
1.	Dan Marino*	61,361	1.	Dan Marino*	428
2.	John Elway	51,475	2.	Fran Tarkenton	342
3.	Warren Moon*	49,097	3.	John Elway	300
4.	Fran Tarkenton	47,003	4.	Warren Moon*	290
5.	Dan Fouts	43,040	5.	Johnny Unitas	290
6.	Joe Montana	40,551	6.	Joe Montana	273
7.	Johnny Unitas	40,239	7.	Dave Krieg	261
8.	Dave Krieg	38,147	8.	Sonny Jurgensen	255
9.	Boomer Esiason	37,920	9.	Dan Fouts	254
10.	Jim Kelly	35,467	10.	Boomer Esiason	247

PASS ATTEMPTS			PASS COMPLETIONS		
No.	PLAYER	ATT.	No.	PLAYER	COMP.
1.	Dan Marino*	6,958	1.	Dan Marino*	4,763
2.	John Elway	7,250	2.	John Elway	4,123
3.	Warren Moon*	6,788	3.	Warren Moon*	3,972
4.	Fran Tarkenton	6,467	4.	Fran Tarkenton	3,686
5.	Dan Fouts	5,604	5.	Joe Montana	3,409

ELWAY RANKS AMONG ALL-TIME TOUCHDOWN LEADERS

With his five-yard touchdown pass to Rod Smith in the second quarter at San Diego, Nov. 30, 1997, QB John Elway moved past Johnny Unitas into third place all-time in total touchdowns. He retired trailing only Dan Marino and Fran Tarkenton among players with 300 or more career total touchdowns:

PLAYER	TOTAL TOUCHDOWNS	PASSING TOUCHDOWNS	RUSHING TOUCHDOWNS	RECEIVING TOUCHDOWNS
1. Dan Marino*	416	408	8	0
2. Fran Tarkenton	374	342	32	0
3. John Elway	334	300	33	1
4. Warren Moon*	312	290	22	0
5. Johnny Unitas	303	290	13	0

NFL LEADERS, MOST 3,000-YARD PASSING SEASONS

NAME	3,000-YARD SEASONS	YEARS WITH 3,000 YARDS	NFL SEASONS	CAREER YDS.
Dan Marino, Miami	13	1984-92, 94-95, 97-98	16	58,913
John Elway, Denver	12	1985-91, 1993-97	16	51,475
Warren Moon, Hou./Minn.	9	1984, 86, 89-91, 93-95, '97	15	49,097
Joe Montana, S.F./K.C.	8	1981, 1983-85, '87, 1989-90, '94	14	40,551
Jim Kelly, Buffalo	8	1986, 88-89, 91-95	11	35,467

ELWAY PUT BRONCOS AMONG THE WINNERS

During the course of John Elway's 16-year career with the Broncos, the club boasted the best record in the AFC and the second-best record in the NFL with 161 victories. Elway started in 148 of those victories (91.9%), an NFL record for most wins by a starting quarterback.

TOP FIVE RECORDS OF NFL TEAMS, 1983-98

(Regular Season Only)

TEAM	W	L	T	Pct.
1. San Francisco	192	62	1	.755
2. Denver	161	93	1	.633
3. Miami	154	101	0	.604
4. Washington	144	110	1	.567
5. Chicago	143	112	0	.561

GREATNESS MEASURED IN VICTORY

John Elway became the NFL's winningest all-time starting quarterback late in the 1996 season (Dec. 15 vs. Raiders), passing Fran Tarkenton (125), and retired with 148 wins to his credit during his magnificent career. Miami's Dan Marino is second with 142. Included in that record is a remarkable 94-23 (.803) mark at home. Elway had at least a .500 record against 26 of the 30 other NFL teams he has faced, including all but two in the AFC (Oakland and Miami):

MOST VICTORIES BY STARTING QUARTERBACKS, ALL-TIME

(Regular Season Only)

No.	PLAYER	W-L-T	Pct.
1.	John Elway	148-82-1	.643
2.	Dan Marino	142-87-0	.626
3.	Fran Tarkenton	125-109-6	.533
4.	Warren Moon	102-97-0	.513
5.	Dave Krieg	98-77-0	.560

TOP FIVE ALL-TIME RUSHING QUARTERBACKS

No.	PLAYER	RUSH	YARDS	AVG.	LG	TD
1.	Randall Cunningham*	723	4,735	6.5	521	33
2.	Steve Young*	696	4,141	5.9	491	43
3.	Fran Tarkenton	675	3,674	5.5	521	32
4.	John Elway	774	3,407	4.4	31	33
5.	Tobin Rote	635	3,128	4.9	—	37

*active player † most all-time

MOST TIMES SACKED, ALL-TIME NFL QUARTERBACKS

ALL-TIME QUARTERBACKS (since 1963)

PLAYER	SEASONS	TIMES SACKED	YDS. LOST	MILES LOST
John Elway	16	516	3,785	2.15
Dave Krieg	19	494	3,797	2.16
Fran Tarkenton	18	483	3,528	2.00
Phil Simms	14	477	3,596	2.04
Warren Moon*	15	453	3,367	1.91
Randall Cunningham*	13	449	3,193	1.89

*active player

ELWAY VS. HALL OF FAME QUARTERBACKS AFTER 16 SEASONS

At the time of his retirement, after 16 seasons, John Elway had thrown and completed more passes, and thrown for more yards than all 18 quarterbacks currently enshrined in the Hall of Fame at the equivalent point in each of their careers. He also ranks first in rushing attempts and total offense (combined rushing and passing yards), second in rushing yards, tied for second in rushing touchdowns, second in completion percentage and second in touchdown passes. Among those enshrined in Canton, only Fran Tarkenton had thrown more touchdown passes in his first 16 seasons than Elway, and only Otto Graham has more rushing touchdowns.

(Listed in descending order by passing yards)

PLAYER	PASSING					RUSHING					
	Att.	Comp.	Yds.	Pct.	TD	INT	Rtg.	Att.	Yds.	Avg.	TD
Elway, John	7,250	4,123	51,475	56.9	300	226	79.8	774	3,407	4.4	33
Fouts, Dan	5,604	3,297	43,040	58.8	254	242	80.2	224	476	2.1	13
Tarkenton, Fran	5,225	2,931	38,840	56.1	291	212	81.4	609	3,629	6.0	30
Unitas, Johnny	4,777	2,616	37,715	54.8	281	231	80.3	439	1,757	4.0	13
Tittle, Y.A.	3,817	2,118	28,339	55.2	212	221	73.5	291	999	3.6	33
Bradshaw, Terry	3,901	2,025	27,989	51.9	212	210	70.7	444	2,257	5.1	32
Namath, Joe	3,762	1,886	27,663	50.1	173	220	65.6	71	140	2.0	7
Jurgensen, Sonny	3,891	2,200	27,108	56.5	236	175	79.8	170	497	2.9	15
Layne, Bobby	3,700	1,814	26,768	49.0	196	243	63.2	611	2,451	4.0	25
Griese, Bob	3,429	1,926	25,092	56.2	192	172	77.1	261	994	3.8	7
Starr, Bart	3,104	1,448	24,425	46.6	152	135	72.1	244	1,297	5.3	14
Van Brocklin, Norm	2,895	1,553	23,611	53.6	173	178	75.1	102	40	0.4	11
Dawson, Len	2,960	1,664	23,483	56.2	212	149	85.1	257	1,143	4.4	9
Staubach, Roger	2,958	1,685	22,700	57.0	153	109	83.5	410	2,264	5.5	20
Baugh, Sammy	2,972	1,673	22,507	56.3	184	202	72.9	317	323	1.0	6
Blanda, George	2,641	1,287	17,996	48.7	149	166	63.5	125	345	2.8	9
Luckman, Sid	1,744	904	14,683	51.8	139	131	75.7	204	209	1.0	2
Graham, Otto	1,585	872	13,499	55.7	88	94	78.2	405	882	2.2	44
Waterfield, Bob	1,617	813	11,849	50.3	98	127	62.0	75	21	0.3	13

GETTING BETTER WITH AGE

John Elway not only maintained his status among the league's elite quarterbacks in the latter years of his career, but even improved dramatically in several key statistical categories over his final six seasons. The following is a comparative glance at Elway's season averages for passing yards, touchdowns and interceptions over his first nine seasons as a full-time starter (excludes 1983) against his final six:

SEASONS	AVG. YARDS	AVG. TDS	AVG. INTS
1984-92	3,172.6	16.8	15.8
1993-98	3,543.2	23.7	11.5

ALL-TIME NFL POSTSEASON PASSING LEADERS BY CATEGORY

PASSING YARDS

No.	PLAYER	GAMES	YARDS
1.	Joe Montana	23	5,772
2.	John Elway	22	4,964
3.	Dan Marino*	17	4,219
4.	Jim Kelly	17	3,863
5.	Terry Bradshaw	15	3,833

PASS ATTEMPTS

No.	PLAYER	ATTEMPTS
1.	Joe Montana	734
2.	John Elway	640
3.	Dan Marino*	632
4.	Jim Kelly	545
5.	Steve Young	471

*active player

TOUCHDOWN PASSES

No.	PLAYER	TDS
1.	Joe Montana	45
2.	Dan Marino*	32
3.	Terry Bradshaw	30
4.	John Elway	27
5.	Roger Staubach	24

PASS COMPLETIONS

No.	PLAYER	COMPLETIONS
1.	Joe Montana	460
2.	Dan Marino*	365
3.	John Elway	355
4.	Jim Kelly	322
5.	Troy Aikman*	298

ALL-TIME NFL QUARTERBACKS WITH 3,000 POSTSEASON AND 40,000 REGULAR SEASON PASSING YARDS

PLAYER	TEAM (s)	POSTSEASON YARDS	REGULAR SEASON YARDS
Joe Montana	San Francisco/Kansas City	5,772	40,551
John Elway	Denver	4,964	51,475
Dan Marino*	Miami	4,219	58,913

*active player

TOUCHDOWN PASSES IN CONSECUTIVE POSTSEASON GAMES

John Elway threw at least one touchdown pass in 17 of the 22 postseason contests in which he played. After not throwing one in his first playoff game, he threw at least one in his next nine, which ranks fourth all-time for consecutive playoff games with at least one touchdown pass:

PLAYER	TEAM	SEASONS	CONSECUTIVE GAMES WITH TD PASS
1. Dan Marino*	Miami	1983-95	13
2. Joe Montana	San Francisco	1988-90	10
3. Ken Stabler	Oakland	1973-77	10
4. John Elway	Denver	1984-89	9

*active player

ALL-TIME SUPER BOWL QUARTERBACK LEADERS

John Elway saved one of his best career performances for his final game, Super Bowl XXXIII vs. Atlanta at Pro Player Stadium in Miami, Fla. He threw for 336 yards in Denver's 34-19 win, the third-highest total in Super Bowl history, and was voted MVP. He also set a record for most career pass attempts in Super Bowl games, and for the second straight year became the oldest player to score in a Super Bowl.

MOST PASSING YARDS IN A SUPER BOWL GAME

PLAYER	TEAM	YDS.	OPP. (DATE)	RESULT
1. Joe Montana	San Fran.	357	Cin. (1/22/89)	W 20-16
2. Doug Williams	Washington	340	Den. (1/31/88)	W 42-10
3. John Elway	Denver	336	Atl. (1/31/99)	W 34-19

SUPER BOWL PASSING YARDS, CAREER

PLAYER	TEAM	YDS.	GMS.
1. Joe Montana	S.F.	1,142	4
2. John Elway	Den.	1,128	5
3. Terry Bradshaw	Pitt.	932	4

MOST CAREER SUPER BOWL PASS ATTEMPTS

PLAYER	TEAM	ATT.	GMS.
1. John Elway	Denver	152	5
2. Jim Kelly	Buffalo	145	4
3. Joe Montana	San Fran.	122	4

MOST CAREER SUPER BOWL COMPLETIONS

PLAYER	TEAM	COMP.	GMS.
1. Joe Montana	San Fran.	83	4
2. Jim Kelly	Buffalo	81	4
3. John Elway	Denver	76	5

MOST SUPER BOWL STARTS BY A QUARTERBACK

PLAYER	TEAM	STARTS	GAMES	RECORD
1. John Elway	Denver	5	XXI, XXII, XXIV, XXXII, XXXIII	2-3
2. Terry Bradshaw	Pittsburgh	4	IX, X, XIII, XIV	4-0
Joe Montana	San Francisco	4	XVI, XIX, XXIII, XXIV	4-0
Jim Kelly	Buffalo	4	XXV, XXVI, XXVIII, XXIX	0-4
5. Roger Staubach	Dallas	3	VI, XII, XIII	2-1

THE BRONCOS' RECORD WHEN ELWAY ...

(Regular Season, Games Started Only)

Threw 0 Touchdowns:	33-31-1	Rushed for a Touchdown:	22-10
Threw 1 Touchdown:	45-30	Rushed for 50 or more Yards:	2-2
Threw 2 Touchdowns:	41-17	Was Not Intercepted:	74-22
Threw 3 Touchdowns:	20-3	Was Intercepted:	74-59-1
Threw 4 Touchdowns:	9-0	Played on Grass:	121-50-1
Threw 5 Touchdowns:	1-0	Played on Turf:	27-31
Threw at least 1 TD:	115-50	Played in Domes:	13-13
Was Not Sacked:	31-8	Played on Monday Night:	13-10
Was Sacked:	117-72-1	Played on Sunday Night:	10-8
Threw for 300 Yards:	24-12	Played in Prime Time:	24-18
Threw for under 200 Yards:	51-42	Played on Non-Sundays:	21-12

A MODEL OF CONSISTENCY

John Elway threw at least one touchdown pass in 166 of his 234 regular season games (70.9%) and in 17 of his 22 playoff games (77.3%). In all, he threw a TD pass in 183 of 256 career regular and postseason games (71.5%). Elway threw at least one TD pass in 60 of his final 73 regular season games (82.2%):

ELWAY'S GAMES WITH AT LEAST ONE TOUCHDOWN PASS, YEAR-BY-YEAR

YEAR	REGULAR SEASON	POSTSEASON	OVERALL
1983	4 of 11	0 of 1	4 of 12
1984	9 of 15	1 of 1	10 of 16
1985	11 of 16	0 of 0	11 of 16
1986	12 of 16	3 of 3	15 of 19
1987	10 of 12	3 of 3	13 of 15
1988	11 of 15	0 of 0	11 of 15
1989	11 of 15	2 of 3	13 of 18
1990	9 of 16	0 of 0	9 of 16
1991	10 of 16	1 of 2	11 of 18
1992	7 of 12	0 of 0	7 of 12
1993	13 of 16	1 of 1	14 of 17
1994	10 of 14	0 of 0	10 of 14
1995	14 of 16	0 of 0	14 of 16
1996	13 of 15	1 of 1	14 of 16
1997	12 of 16	2 of 4	14 of 20
1998	10 of 12	2 of 3	12 of 15
TOTAL	166 of 234	17 of 22	183 of 256

In Elway's career the Broncos posted a 34-31-1 mark in the 68 regular season games in which he did not throw a touchdown pass, while posting a 2-3 postseason record in such contests. Elway also had 90 multiple-touchdown regular season games, in which Denver posted a 71-19 record (78.9%). Elway also produced seven postseason multiple-touchdown games, in which the Broncos posted a 4-3 record.

JOHN ELWAY BY STADIUM

In his 16-year career, John Elway threw at least one touchdown pass in 24 different stadiums, including 180 at Mile High Stadium — an NFL record for one player at a single stadium. There are eight current NFL venues in which he did not throw a touchdown pass, including Soldier Field, Pro Player Stadium (though he threw a postseason TD there) and the Superdome. In addition, he never played at six other sites: Ericsson Stadium, Raymond James Stadium, PSINet Stadium, the Trans World Dome and Jack Kent Cooke Stadium. Elway also threw 27 postseason TD passes in seven different stadiums: 18 at Mile High Stadium, three at the L.A. Coliseum, two at Three Rivers Stadium, one at Cleveland Municipal Stadium, one at Jack Murphy Stadium (now Qualcomm Stadium) (Super Bowl XXII), one at the Rose Bowl (Super Bowl XXI) and one at Pro Player Stadium (Super Bowl XXXIII).

ELWAY'S TOUCHDOWN PASSES BY STADIUM

(Regular Season Only)

Mile High	180	Giants	3
Kingdome	16	Anaheim	3
Jack Murphy/Qualcomm	16	Foxboro	3
L.A. Coliseum	12	Atlanta-Fulton County	3
Arrowhead	10	Georgia Dome	3
Cleveland Municipal	8	RCA Dome	3
Rich	6	Sun Devil	2
Three Rivers	6	Texas	2
Oakland-Alameda County	6	Veterans	2
Metrodome	5	Candlestick/3COM	1
Astrodome	5	Lambeau	1
Cinergy Field	4	Silverdome	1

ELWAY NAMED 1992 EDGE NFL MAN OF THE YEAR

John Elway was named the 1992 Edge NFL Man of the Year for his work with the Elway Foundation, a non-profit organization which has raised millions of dollars that have been directed toward the prevention and treatment of child abuse throughout Colorado.

Among the groups assisted by the Elway Foundation are Family Focus and the Kempe Children's Foundation. The Elway Foundation in 1991 alone raised over \$400,000.

Elway is also a member of the Mayor's Council on Physical Fitness and has served as chairman of the National Kidney Foundation for the Rocky Mountain region.

The NFL Man of the Year award, now sponsored by True Value, is truly unique in that it is the only league-sponsored award that recognizes a player's off-the-field community service work as well as his playing excellence. Perhaps the most prestigious of all NFL awards, it has been in existence since 1970.

JOHN ELWAY'S LONGEVITY

MOST CAREER GAMES PLAYED BY A BRONCO

Pos.	PLAYER	YEARS	GAMES
QB	John Elway	1983-98	234
LB	Tom Jackson	1973-86	191
G	Paul Howard	1973-75, 77-86	187
S	Dennis Smith	1981-94	184
DE	Barney Chavous	1973-85	182



AUSTIN "GOOSE" GONSOULIN

Year Inducted: 1984

Years with Broncos: 1960-66

SAFETY

23

THEN: Austin "Goose" Gonsoulin was one of the four original Ring of Fame inductees in 1984, recognized for his splendid play at safety for seven seasons. Gonsoulin was one of the original Broncos from the 1960 season. At the end of his Bronco career, he was the all-time American Football League leader in interceptions with 43. His 11 pickoffs in 1960 are still a Denver club record, and he shares the team record for interceptions in a game with four, a feat he accomplished Sept. 18, 1960 at Buffalo. Gonsoulin was an All-AFL choice in 1960, 1962 and 1963. His amazing durability and toughness enabled him to start 61 consecutive games at one point in his career. Gonsoulin was also the captain of his college team at Baylor.

Now: Gonsoulin has operated a construction company in Texas since his retirement.

GONSOULIN'S DENVER BRONCOS CAREER RECORD

Int.	Yds.	Avg.	TD
43	542	12.6	2



RANDY GRADISHAR

Year Inducted: 1989

Years with Broncos: 1974-83

LINEBACKER

53

THEN: Randy Gradishar was the only Ring of Fame inductee in 1989, in recognition of a 10-year career at linebacker with the Broncos. During his career, Gradishar was a seven-time Pro Bowler, the most by any Bronco at the end of his career, and he is also the all-time leader in tackles for Denver, finishing with 1,958. Gradishar never missed a game, playing in 145 in a row. He accounted for 33 turnovers in his career (20 INTs and 13 fumble recoveries) and was voted the Defensive Player of the Year in 1978 by AP, UPI, *Pro Football Weekly* and NEA (George Halas Award). His teammates also voted him team defensive MVP in 1978 and 1980. While at Ohio State, Gradishar was referred to by his head coach — the legendary Woody Hayes — as

"the best linebacker I ever coached at Ohio State." Randy was a three-year starter for the Buckeyes and was named to every All-America team following his senior season, as well as being an Academic All-America selection, graduating with a degree in distributive education. Gradishar was also the president of the Denver Broncos Youth Foundation from 1982-92. He was inducted in 1998 into the College Football Hall of Fame.

Now: Gradishar joined the Phil Long Dealerships as Leadership Manager in December 1997, a position in which he helps train, equip and support employees in the quest to achieve their goals and objectives. In that capacity he encourages employees to exceed customer expectations and ensure customer satisfaction. Gradishar is also instrumental in the Phil Long Community Fund, which operates in conjunction with the Denver Broncos Charities Fund to make an investment back into the communities with which it does business, as well as the Phil Long

University, furnishing employees with career opportunities through quality education and state-of-the-art training. Gradishar lives in Denver and has three children: Paige, Meredith and Mark.

GRADISHAR'S DENVER BRONCOS CAREER RECORD

Games	Starts	Int.	Yds.	Avg.	TD
145	134	20	335	16.8	3



RICH JACKSON

Year Inducted: 1984

Years with Broncos: 1967-72

DEFENSIVE END

87

THEN: Rich Jackson is one of the four original Ring of Famers who were inducted in 1984. He was considered by many as the best defensive end in professional football during his prime. Jackson was the first Bronco to be named to the All-NFL first team in 1970. He posted his career high in quarterback sacks in 1969 with 11, and had 10 sacks in both 1968 and 1970. He was All-AFL from 1968-69 in addition to starting in the 1970 Pro Bowl. He made the Pro Bowl again in 1971 despite playing in only seven games due to a knee injury which eventually forced him out of football. Jackson finished his career with 34 sacks. He was a standout end at Southern University on both sides of the ball. He also lettered in track and was the NAIA shotput champion.

Now: Jackson is a school administrator in New Orleans, La., where he and his wife, Katherine, reside.



TOM JACKSON

Year Inducted: 1992

Years with Broncos: 1973-86

LINEBACKER

57

THEN: Tom Jackson was the only player inducted into the Ring of Fame in 1992. "TJ" was always one of the most popular players among his teammates, who voted him most inspirational player six consecutive seasons (1981-86). He finished his career having played the most games in Broncos history at 191 and still ranks second on that list behind John Elway. He is also tied for third in games played at 177. Jackson is one of only three Broncos to wear the Denver uniform for 14 seasons, joining Dennis Smith and John Elway. He made three consecutive Pro Bowl appearances from 1977-79 and was named first team All-Pro twice (1977-78). He was also named by his teammates as Denver's defensive MVP in 1974, '76, and '77. Upon his retirement in 1986, Jackson was tied for first with fellow Ring of Famer Randy Gradishar for the most interceptions in Broncos history by a linebacker with 20, and was fifth on the all-time sack list with 44. Jackson was also a standout performer at Louisville, where he was the Missouri Valley Conference Player of the Year twice — as a sophomore in 1970 and as a senior in 1972.

Now: Jackson currently is a reporter for ESPN, and along with Chris Berman, Jim Kelly and Sterling Sharpe, hosts the award-winning "NFL Countdown" show every Sunday morning during the NFL season. During the season he makes occasional trips to Denver to do interviews for Bronco features on the show. Tom, his wife Jennifer and their daughter, Taylor, reside in Cincinnati, Ohio.

JACKSON'S DENVER BRONCOS CAREER RECORD

Games	Starts	Int.	Yds.	Avg.	TD
191	179	20	340	17.0	3



CHARLEY JOHNSON

Year Inducted: 1986

Years with Broncos: 1972-75

QUARTERBACK

12

THEN: Charley Johnson was one of three inductees into the Ring of Fame in 1986, along with fellow quarterback Frank Tripucka and defensive end Paul Smith. Johnson, who came to Denver in a trade from Houston, quarterbacked the Broncos to their first winning season (7-5-2 in 1973), a landmark moment in the first 14 years of franchise history. Johnson set a new Broncos record for passing accuracy (since broken) in 1974 by completing 55.6% of his passes. He made the All-AFC team picked by UPI and *Pro Football Weekly* after the 1973 season. He once threw for 445 yards in a game and also threw a touchdown pass in 10 consecutive games, a Broncos record at the time. Johnson was star quarterback at New Mexico State, where he led his team to two Sun Bowl titles.

Now: Johnson now has a Ph.D., and has been working in the engineering field. He resides in Texas.

JOHNSON'S PROFESSIONAL RECORD

Att.	Comp.	Yards.	Pct.	TD	INT	LG
3,392	1,737	24,410	51.2	170	181	90'



FLOYD LITTLE

Year Inducted: 1984
Years with Broncos: 1967-75

RUNNING BACK

44

THEN: Floyd Little is one of the four original Ring of Fame inductees from 1984. He was the first No. 1 draft pick ever signed by the Broncos and was widely regarded as "The Franchise" for much of his nine-year career. Little was the first serious threat for the Broncos at running back. A Pro Bowl participant in 1971, Floyd twice played in the AFL All-Star game (1968 and 1969). He finished his Broncos career ranked No. 1 on the franchise's all-time list for rushing attempts (1,641), rushing yards (6,323), rushing touchdowns (43) and total touchdowns (54). He now ranks second in all but rushing attempts, having been surpassed in the other three during the 1998 season by Terrell Davis. He still ranks seventh on the Broncos' all-time scoring list with 324 points. Little totaled 12,103 all-purpose yards during his career, including a team-record 2,523 on kickoff returns. Little also holds the Broncos' record for the longest non-scoring kickoff return, of 89 yards (vs. Oakland, Nov. 10, 1968). When Little retired, he was among the Top-10 all-time rushers in NFL history. Little was a three-time All-American at Syracuse, following in the footsteps of Jim Brown and the late Ernie Davis as superstar tailbacks for the Orangemen. Little actually shattered most of the records set by his two predecessors, rushing for 2,704 yards, returning punts for 845, kickoffs for 797, and passed for 19 — for a grand total of 4,947 yards. He also scored in 22 of 30 regular season games, including five times in one game.

Now: Little has gone into business for himself and owns an auto dealership in Seattle, Wash.

LITTLE'S DENVER BRONCOS CAREER RECORD

RUSHING				RECEIVING				KICK RETURNS			
Rushes	Yards	Avg.	TD	No.	Yds.	Avg.	TD	No.	Yds.	Avg.	TD
1,641	6,323	3.9	43	215	2,677	12.5	9	104	2,523	24.3	0

CRAIG MORTON

Year Inducted: 1988
Years with Broncos: 1977-82

QUARTERBACK

7

THEN: Craig Morton was one of three inductees in 1988, along with fellow teammates wide receiver Haven Moses and kicker Jim Turner. Morton, who came to the Broncos through a trade with the New York Giants in 1977, was Denver's starting quarterback for most of the period from 1977-82 and led the team to its first Super Bowl berth in 1977, as he engineered the Broncos to a 12-2 regular season record and home playoff wins over Pittsburgh and arch-rival Oakland. Morton, who also starred with the Dallas Cowboys in the early 1970s, earned a variety of awards for his on-field performance in 1977, including AFC Most Valuable Player honors. During his career with the Broncos, he led the team to two divisional titles (1977-78). He ranks second in franchise history in total plays from scrimmage (1,693), total offense (12,355), pass attempts (1,594), completions (907), passing yards (11,895) and touchdown passes (74). His average gain per play figure of 7.30 is tied for first with fellow Ring of Fame quarterback Charley Johnson. Morton also once completed 16 consecutive passes in a game and once had a streak of nine consecutive games with a touchdown pass. Morton was a consensus All-American at the University of California, and he was also a baseball star for the Golden Bears.

Now: Morton has gone into business in Scottsdale, Ariz., where he now resides.

MORTON'S PROFESSIONAL RECORD

Att.	Comp.	Yds.	Pct.	TD	INT
3,786	2,053	27,908	54.2	183	183

HAVEN MOSES

Year Inducted: 1988
Years with Broncos: 1972-81

WIDE RECEIVER

25

THEN: Haven Moses was inducted into the Ring of Fame in 1988 with two others, quarterback Craig Morton and kicker Jim Turner. Moses played 10 seasons for the Broncos as one of the team's primary wide receivers, and ranks sixth all-time among Denver receivers with 302 catches. He ended his career with 5,450 receiving yards. He is also tied for first with fellow Ring of Famer Lionel Taylor and Shannon Sharpe in all-time receiving touchdowns with 44. His yards-per-catch average was 18.0, and he averaged over 19 yards a catch (1974, '76 and '77). In the AFC Championship Game on New Year's Day, 1978, Moses caught five passes for 168 yards and two touchdowns. He was also a two-year letterman and an All-American as a wide receiver and defensive back at San Diego State University.

Now: Moses still resides in the Denver area and is very active in the community, getting involved in various community projects throughout the year.

MOSES' PROFESSIONAL RECORD

Games	Rec.	Yards	Avg.	TD
201	448	8,121	18.1	56



GERALD PHIPPS

Year Inducted: 1985
Years with Broncos: 1961-81

OWNER

THEN: Gerald H. Phipps became the first and only non-player to be inducted into Denver Broncos' Ring of Fame in 1985. Under the guidance of Phipps and his brother Allan, the Broncos rose from their less than auspicious beginnings to the top of the American Football Conference. In 1977, the Broncos laid claim to their first ever AFC Championship, won the Western Division title in 1977 and 1978 and made three consecutive playoff appearances (1977-79). Under Phipps, the Broncos ultimately rose to a position as one of the NFL's most stable franchises. With the success of the Broncos, the doors were opened for other major league teams from other sports to grab a piece of the Denver sports pie. Following the takeover by the Phipps brothers, Denver Broncos season ticket sales improved from 8,002 in 1964 to 22,905 in 1965. Before purchasing the Broncos on February 15, 1965, Phipps was the president of the Gerald H. Phipps Inc. Construction Company, which he continued to operate. Phipps was born March 4, 1915 in Denver.

Mr. Phipps passed away August 6, 1993.



PAUL SMITH

Year Inducted: 1986
Years with Broncos: 1968-78

DEFENSIVE TACKLE

70

THEN: Paul Smith was inducted into the Ring of Fame in 1986, along with quarterbacks Frank Tripucka and Charley Johnson. Smith posted 55 sacks for his career, sixth-most on the Broncos' all-time list. He also posted 11 sacks in both the 1972 and 1973 seasons, propelling him to back-to-back Pro Bowl appearances. Smith was one of the leaders during the years when Denver was establishing its reputation for defensive excellence. His head coach, John Ralston, once said that Smith was "the finest defensive tackle in pro football." Smith's 11-year career was the longest in Bronco annals until he was surpassed by fellow Ring of Famer Billy Thompson. He was the first 10-year man in Bronco history. Smith played collegiately at New Mexico.

Now: Smith still resides in the Denver area and works in sales.

SMITH'S DENVER BRONCOS CAREER RECORD

Games	Sacks
134	55



LIONEL TAYLOR

Year Inducted: 1984
Years with Broncos: 1960-66

END

87

THEN: Lionel Taylor, one of the original Broncos, was also one of the original Ring of Famers, being inducted with the inaugural class in 1984. He is the Broncos' all-time leading receiver in terms of both receptions (543) and yardage (6,872). He is also tied for first in touchdown receptions for a career with 44. Taylor caught 92 passes during the 1960 season and followed that campaign with a team-record 100 receptions in 1961, leading the AFL in receiving for five of the league's first six years of existence. Taylor was regarded by many as the possessor of the best hands in pro football. He never had fewer than 76 receptions in a season over those first six years, averaging 84.7 catches from 1960-65, at that time the highest six-year total in football history. Taylor was an All-AFL selection in 1960, '61 and '65 and played in the league all-star game in 1962. Taylor performed collegiately at New Mexico Highlands.

Now: Taylor has enjoyed an extensive coaching career as an assistant in the NFL, including with the championship teams of the Pittsburgh Steelers in the 1970's, and also in the collegiate ranks. He has also served as head coach of the England Monarchs of NFL Europe League.

TAYLOR'S DENVER BRONCOS CAREER RECORD

Rec.	Yards	Avg.	TD
543	6,872	12.8	44

**BILLY THOMPSON**

Year Inducted: 1987

Years with Broncos: 1969-81

DEFENSIVE BACK**36**

THEN: Billy Thompson, regarded by many as the best defensive back in Denver Broncos annals, was the only Ring of Fame inductee in 1987. He was the first player in team history to play 13 seasons with Denver, and he was the team captain for many years. Thompson, despite being retired for 18 seasons, still ranks second on the Broncos' all-time list for games started with 178, second in consecutive starts with 142, and sixth in games played with 179. He finished his career with 61 turnovers, (most in team history), 40 of which came via interceptions (third in team history). He holds two NFL records, one of which has stood for over two decades.

As a rookie in 1969, Thompson became the only player in NFL history to lead the league in both kickoffs and punt returns in the same season. He is also one of only two players in NFL history to return four opponent fumbles for touchdowns. Thompson was a three-time Pro Bowl selection (1977, '78 and '81), and earned All-NFL honors twice (1977 and '78) and All-AFC honors four times (1977-79, '81). Billy also enjoyed a brilliant career at Maryland State (now Maryland-Eastern Shore), earning All-CIAA honors three times as a defensive back and being named team MVP as a senior. He also twice earned NAIA All-America honors. Thompson also made All-CIAA three times in baseball as a centerfielder.

Now: Thompson was a college scout for the Broncos for two years before moving into his current position as Director of Player Relations and Alumni Coordinator. As Director of Player Relations, Thompson coordinates three major functions: family assistance, continuing education and career development. Each of these programs is designed to assist the player with his life off the field. As Alumni Coordinator, Billy works with the Alumni Council and former Broncos who live in the area, who are considered an important part of the Broncos' organization. Thompson is also a member of the Board of Directors of the African American Leadership Institute and Metropolitan State College. He also volunteers time with the Urban League, Hispanic Chamber of Commerce and several other non-profit organizations. Thompson, his wife Barbara, and their son Richie make their home in Aurora, Colo.

THOMPSON'S DENVER BRONCOS CAREER RECORD

Games	Starts	No.	Yds.	Avg.	TD
179	178	40	784	19.6	3

**FRANK TRIPUCKA**

Year Inducted: 1986

Years with Broncos: 1960-63

QUARTERBACK**18**

THEN: Frank Tripucka — who was one of the four original Ring of Fame inductees — is also one of the original Broncos, playing for the team from 1960-63. Tripucka led the Broncos to their first ever .500 season in 1962 (7-7). He was half of the Tripucka-to-Lionel Taylor passing combination, as the duo (both Ring of Famers) went on to set various marks together. Tripucka's best statistical season came in 1960 when he completed 248 of 478 passes (51.9%) for 3,038 yards and 24 touchdowns. His 447 yards passing against Buffalo (9/15/62) still stands as the team record, and he shares the team record for most touchdown passes in a game with five (10/28/62 vs. Buffalo). Tripucka also played in the AFL All-Star Game in 1962.

Now: Tripucka is a retired beer distributor. He currently resides in New Jersey.

TRIPUCKA'S DENVER BRONCOS CAREER RECORD

Att.	Comp.	Pct.	Yds.	TD	INT
1,277	622	51.8	7676	51	85

**JIM TURNER**

Year Inducted: 1988

Years with Broncos: 1971-79

KICKER**15**

THEN: Jim Turner, a 1988 inductee into the Ring of Fame, ranks as one of the most prolific kickers of all time in professional football. At the time of his retirement, Turner ranked second in NFL career scoring with 1,439 points, as well as second in field goals with 304. Turner kicked 521 extra points and was the fourth player to ever reach the 500 mark. He never missed a game as a pro and finished with a streak of 228 consecutive appearances, including 130 as a Bronco, for whom he scored 744 points, easily establishing himself as Denver's all-time scoring leader. He once had a string of 221 consecutive extra points, which was then the second-longest streak

in NFL history. Before joining the Broncos in 1971, Turner was an outstanding kicker for the New York Jets, helping lead the club to a victory in Super Bowl III. He was a three-time letterman as a quarterback at Utah State in the early 1960s.

Now: Turner resides in the Denver area and is active in the community.

TURNER'S PROFESSIONAL RECORD

Games	Conversions		Field Goals			
	No.	Att.	Pct.	No.	Att.	Pts.
228	521	546	.954	304	489	1439

**LOUIS WRIGHT**

Year Inducted: 1993

Years with Broncos: 1975-86

CORNERBACK**20**

THEN: Louis Wright was the most recent inductee into the Broncos' Ring of Fame before John Elway, entering the Ring in 1993. Wright enjoyed a stellar career at cornerback for Denver, playing in 166 games (163 starts, seventh on all-time Broncos list), reeling in 26 interceptions — one of which he returned for a touchdown — and 11 fumble recoveries. Wright was named to the Pro Bowl five times in his career (1977-79, '83 and '85). He was named All-NFL by *The Sporting News* and *Pro Football Weekly* and the NEA in 1977. He also received All-AFC honors from UPI in 1985. Wright also was named Most Valuable Defensive Player by his teammates on

two different occasions. Wright played collegiately at San Jose State, where he lettered twice as a defensive back. He also won two letters in track and once ran the 100 in 9.6 seconds.

Now: Wright is the head football coach at Montbello High School in Denver, and also does color commentary for the Broncos' spanish-language game broadcasts on KBNO radio, along with Frank Ponce and Fernando Sergio. He resides in Aurora, Colo.

WRIGHT'S PROFESSIONAL RECORD

Games	Starts	No.	Yds.	Avg.	TD
166	163	26	360	13.8	1

DENVER BRONCOS ALUMNI COUNCIL

The Denver Broncos Alumni Council was formed in 1991 to provide an opportunity for former players to remain actively involved with the Broncos' organization.

The Alumni Council serves as a goodwill extension of the Denver Broncos and the members are available to counsel current players on life after football.

The 15 members of the alumni council are Odell Barry, Greg Boyd, Barney Chavous, Larry Evans, Steve Foley, John Grant, Rich Karlis, Fran Lynch, Karl Mecklenburg, Gene Mingo, Claudie Minor, Jim Ryan, Steve Sewell, Bill Thompson and Rick Upchurch.

ALL-TIME DRAFT CHOICES

1960 (First selections)

Name	Pos.	School
Harry Ball	T	Boston College
Charley Britt	QB	Georgia
Dave Canary	E	Cincinnati
Paul Candro	HB	Boston University
Bill Carrico	G	North Texas State
Larry Cundiff	C	Michigan State
Bernard Darre	T	Tulane
Roger Davis	T	Syracuse
Lonnie Dennis	G	Brigham Young
John Dingens	T-G	Detroit
Maurice Dike	G	Texas
Mike Dowdle	FB	Texas
Wayne Hawkins	T	Pacific
Gary Huber	T	Miami (Ohio)
Dave Hudson	E	Florida
Claude King	HB	Houston
Don Klochak	FB	North Carolina
Roger LeClerc	C	Trinity (CT)
Dean Look	QB	Michigan State
Bill Mathis	HB	Clemson
Ken McNeese	T-G	San Jose State
James Monroe	QB	Arkansas
Ray Norton	HB	San Jose State
Robert Rosbaugh	HB	Miami (Fla.)
Mel Semenko	E	Tennessee
Lebron Shields	T	Tennessee
Jack Spikes	FB	Texas Christian
Howard Turley	E	Louisville
Jim Walden	QB	Wyoming
Willie West	HB	Oregon
John Willener	G	Oregon
Bob Yates	T	Syracuse
Ken Young	E	Valparaiso
Bob Zimpler	T-G	Bowling Green

1960 (Second selections)

Name	Pos.	School
Mel Branch	T-G	Louisiana State
Ronnie Cain	E	Kentucky
Jack Campbell	E	Tolento
Tom Chapman	E	Kentucky
LaVelle Coleman	HB	Western Michigan
Jim Colvin	T-G	Houston
Teddy Foret	T-G	Auburn
Bobby Green	HB	Florida
Jack Hanlon	HB	Penn State
G. Hershberger	T-G	Wichita State
Sam Horner	HB	Virgin Military
Bob Hudson	E	Lamar
Vic Jones	HB	Indiana
Billy Luplow	T-G	Arkansas
George Phelps	HB	Cornell College (Iowa)
Tom Roberts	T-G	Georgia Tech
Sam Stenger	C	Denver
Olin Treadway	QB	Iowa
John Wilkins	T-G	Southern California
Emmet Wilson	T-G	Georgia Tech

1961

Rd.	Name	Pos.	School
1	Bob Gaiters	HB	New Mexico State
2	Jerry Hill	HB	Wyoming
3	Chas Strange	C	Louisiana State
4a	Roland McDole	T	Nebraska
4b	Sonny Davis	E	Baylor
5	Charles Cowan	E	New Mex. Highlands
6	Dale Evans	HB	Kansas State
7	Pat Patchen	E	Florida
9	Phil Nugent	QB	Tulane
10	Chas. Sturgeon	HB	Kentucky
11	John Simko	E	Augustana (S.D.)
12	Jerry Miller	E	Howard Payne
13	Ron Greene	G	Washington State
14	Bill Cooper	FB	Muskingum
15	Willie Crafts	G	Texas A&I
16	Jim Larkin	T	Hillsdale
17	Chuck Weiss	FB	Colorado
18	Chick Graning	HB	Georgia Tech

19	John Hobbs	G	Maryland-E. Shores
20	Buck McLeod	T	Baylor
21	Jim Morgan	HB	Iowa State
22	Tom Hackler	E	Tennessee Tech
23	Tom Jewell	T	Idaho State
24	E. A. Simms	E	New Mexico State
25	Pete Samms	T	Central State (Okla.)
26	Sam Smith	HB	Florence State
27	Donald Olson	HB	Nebraska
28	Wayne Lee	G	Colorado State
29	Archie Cobb	T	Nebraska
30	Dave Mills	HB	N.E. Missouri State

1962

Rd.	Name	Pos.	School
1	Merlin Olsen	T	Utah State
2	Jerry Hillebrand	E	Colorado
3	Charles Holmes	FB	Maryland-E. Shores
4	John Furman	QB	Texas-El Paso
7	John McGeever	HB	Auburn
8	Elbert Harris	HB	S.E. Louisiana
9	Larry Jepson	C	Furman
10	Gale Weidner	QB	Colorado
11	Mike Kline	G	Oregon State
13	Bob Cegelski	C	Montana State
14	Sonny Gibbs	QB	Texas Christian
15	Bill Loudon	QB	Benedictine
16	Gary Ballman	HB	Michigan State
17	Jerry Tarr	E	Oregon
18	Pete Schenk	E	Washington State
20	Mike Martin	T	Washington State
21	Jim Perkins	T	Colorado
22	Don Kasso	HB	Oregon State
23	Ken Tureaud	HB	Michigan
24	Neil Thomas	G	Hillsdale
25	Dave Edwards	E	Auburn
26	Jim Roberts	E	Mississippi
27	A. VonSonn	T	UCLA
28	Paul Holmes	C	Georgia
29	Lynn Hoyer	C	Long Beach State
30	Walter Mince	HB	Arizona
31	Bill Williamson	T	Bakersfield J.C.
32	Vester Flanagan	T	Cal. State-Humboldt
33	Duane Allen	E	Santa Ana J.C.
34	Steve Stonebraker	E	Detroit

1963

Rd.	Name	Pos.	School
1	Kermit Alexander	HB	UCLA
2a	Ray Poage	FB	Texas
	(from New York)		
2b	Tom Nomina	T	Miami (Ohio)
3	Tommy Janik	HB	Texas A&I
4	Lou Slaby	LB	Pittsburgh
5	Ray Mansfield	C	Washington
6	Anton Peters	T	Florida
7a	Mickey Slaughter	QB	Louisiana Tech
	(from San Diego)		
7b	Paul Flatley	E	Northwestern
8a	Hewitt Dixon	FB	Florida A&M
	(from Buffalo)		
8b	John Griffin	HB	Memphis State
9	Marv Fleming	E	Utah
10a	Lonnie Sanders	HB	Michigan State
10b	Pat Richter	E	Wisconsin
	(from Houston)		
11	Billy Joe	FB	Villanova
12	John Gamble	E	Pacific
13	James Maples	C	Baylor
15	W. Freeman	E	North Texas State
16	David Crossan	G	Maryland
17	Bob Paremore	HB	Florida A&M
18	Charles Mitchell	HB	Washington
19a	Frank Baker	FB	Toledo
19b	Bruce Starling	HB	Florida
	(from Dallas)		
20	Dan Grimm	G	Colorado
21	Ross Nolan	E	N.E. Louisiana
22	Dave Mathiesen	QB	Washington State
23	Billy Mooty	HB	Arkansas
24	C.B. Simons	LB	Stanford
25	Forest Farmer	LB	Purdue

26	Monte Day	T	Fresno State
27	John Sellers	T	Bakersfield JC
28	Bill Reddell	HB	Occidental
29	Kern Carson	HB	San Diego State

1964

Rd.	Name	Pos.	School
1	Bob Brown	T	Nebraska
3a	Marv Woodson	DB	Indiana
3b	Matt Snorton	DE-E	Michigan State
	(from Boston)		
6a	Don Shackelford	T	Pacific
6b	Al Denson	FL	Florida A&M
	(from Oakland)		
7	Ray Kubala	C-T	Texas A&M
7a	Jerry Richardson	LB	West Texas State
	(from Houston)		
8	Wally Hilgenberg	G-LB	Iowa
9	John Mims	T	Rice
12	Paul Krause	DB	Low
13	Charley Parker	G	Southern Mississippi
14	Bob Hayes	HB	Florida A&M
15	Chuck Logan	HB	Northwestern
16	Bob Cherry	E	Wittenburg
17	Jim McNaughton	E	Utah State
18	George Mira	QB	Miami (Fla.)
19	Odell Barry	FL	Findlay
21	Dick Herzog	T	Drake
22	Gary Lewis	HB	Arizona State
23	Ken Brusvan	T	Oregon State
24	Mickey Blisko	LB	Dayton
25	Jim Jones	E	Wisconsin
26	Bob Berry	QB	Oregon

1965

Rd.	Name	Pos.	School
2	Dick Butkus	LB	Illinois
3	Glen Ressler	C	Penn State
4	George Donnelly	DB	Illinois
5a	Bob Breitenstein	T	Tulsa
5b	Max Leetow	DT	Idaho
	(from Oakland)		
6	Tom Wilhelm	T	Syracuse
7	Jim Garcia	DE	Purdue
8	John Holman	G	Wisconsin
9	Gary Bussell	DB	Georgia Tech
10	Gene Jeter	LB	Arkansas-Pine Bluff
11	Tom Vaughan	HB	Iowa State
12	Tom Myers	QB	Northwestern
13	Mike Strofalino	LB	Villanova
14	John Frick	G	Ohio Univ.
15	Jeff Jordan	DB	Tulsa
16	Brian Schweda	T	Kansas
18	Larry Dupree	HB	Florida
19	Ron Oelschlager	HB	Kansas
20	Terry Metchner	G	Albion

1966

Rd.	Name	Pos.	School
1	Jerry Shay	T	Purdue
2	Freeman White	E	Nebraska
3	Bob Hadrick	E	Purdue
4	Randy Johnson	QB	Texas A&I
5	Billy Clay	DB	Mississippi
6	James Fulgham	T	Minnesota
7	Jerry Jone	G	Bowling Green
7a	Scotty Glacken	QB	Duke
	(from Buffalo)		
8	Goldie Sellers	DB	Grambling
9	Ron Sbranti	LB	Utah State
10	Larry Cox	T	Abilene Christian
11	James Burns	G	Northwestern
13	Eric Crabtree	DB	Pittsburgh
14	Fred Forsberg	DT	Washington
15	Mike Ringer	DB	Oklahoma
16	Frank Rogers	K	Colorado
17	Gary Eickman	DE	Illinois
18	Tom Talaga	T	Notre Dame
19	Tom Coughlin	DE	Miami
20	Cliff Hysell	T	Montana State

1967

Rd.	No.	Name	Pos.	School
1	6	Floyd Little	HB	Syracuse
2	32	Thomas Beer	TE	Houston

3a	58	Mike Current	T	Ohio State
		(from Miami)		
3b	59	George Goeddeke	C	Notre Dame
4	85	Carl Cunningham	DE	Houston
5a	110	Fran Lynch	FB	Hofstra
		(from Miami)		
5b	113	John Huard	LB	Maine
6	139	Neal Sweeney	E	Tulsa
7	165	Frank Richter	G	Georgia
8	191	Tom Casse	E	C.W. Post
9	217	James Summers	DB	Michigan State
10	243	Paul Krause	QB	Dubuque
11	269	Lou Andrus	DE	Brigham Young
13	321	Dennis Furjanic	DE	Houston
14	347	Tom Francisco	HB	Virginia Tech
15	373	Donald Smith	G	Florida A&M
16	399	Jack Lentz	QB	Holy Cross
17	425	Wayne Valley	T	Oregon State

1968

Rd.	No.	Name	Pos.	School
2	31	Curley Culp	DE	Arizona State
3a	58	Garrett Ford	RB	West Virginia
3b	75	Robert Vaughan	T	Mississippi
		(from Kansas City)		
4b	91	Gordon Lambert	LB	Tennessee-Martin
		(from Miami)		
4c	102	Drake Garrett	DB	Michigan State
		(from Kansas City)		
4d	111	Gus Holloman	DB	Houston
		(from Cincinnati)		
8	196	Steve Holloway	DB	Weber State
9	222	Paul Smith	LB	New Mexico
10	252	Bob Langford	T	Middle Tenn. St.
12	304	Robert Hendrix	T	Mississippi
13	330	Charles Greer	DB	Colorado
14	357	Marlin Briscoe	RB	Nebraska-Omaha
15	386	Jeff Kuhlman	LB	Vermont
16	412	Adin Brown	LB	William & Mary
17	438	Steve Grady	RB	So. California

1969

Rd.	No.	Name	Pos.	School
2	36	Grady Cavnese	DB	Texas-El Paso
3	61	Bill Thompson	DB	Maryland-E. Shores
4a	84	Mike Schnitzer	LB	Colorado
		(from Boston through Kansas City)		
4b	88	Edward Hayes	DB	Morgan State
		(from Buffalo)		
5	113	Frank Quayle	RB	Virginia
6a	131	Wandy Williams	RB	Hofstra
		(from Buffalo)		
6b	140	Mike Coleman	RB	Tampa
7	165	Al Giffin	TE	Auburn
9	217	Henry Jones	RB	Grambling
10	244	Jim Smith	DB	Utah State
11	270	Alan Pastrana	QB	Maryland
12	296	Wes Plummer	DB	Arizona State
13	321	John Sias	SE	Georgia Tech
14	348	Gary Crane	LB	Arkansas State
15	373	Errol Kahoun	G	Miami (Ohio)
16	400	Billy Woods	DB	North Texas St.
17	425	Buster O'Brien	QB	Richmond

1970

Rd.	No.	Name	Pos.	School
1	11	Bob Anderson	RB	Colorado
2	37	Alden Roche	DE	Southern
3	63	John Kohler	T	South Dakota
4	89	Jerry Hendren	WR	Idaho
5	115	Bill McCoy	LB	Purdue
6	141	John Mosier	TE	Kansas
7	167	Randy Montgomery	QB	Weber State
8	208	Lewis Porter	RB	Southern
		(from Kansas City)		
9	219	Dave Washington	LB	Alcorn State
10	247	Maurice Fullerton	DT	Tuskegee
11	271	Cleve Bryant	DB	Ohio Univ.
12	301	Greg Jones	QB	UW-Whitewater
13	323	Jim McCoy	RB	Parsons College
14	349	Jeff Slipp	LB	Brigham Young
15	375	Maheer Barakat	K	S. Dakota Tech
16	401	Bob Stewart	QB	Northern Arizona
17	427	Frank Kalfoss	K	Montana State

ALL-TIME DRAFT CHOICES, CONT.

1971

Rd.	No.	Name	Pos.	School
1	12	Marv Montgomery	T	So. California
2	35	Dwight Harrison	WR	Texas A&I
4a	79	Lyle Alzado (from Boston)	DE	Yankton College
4b	87	Cleo Johnson	CB	Alcorn State
6	139	Harold Phillips	C	Michigan State
7	165	Doug Adams	CB	Ohio State
8	187	Tom Beard (from Houston)	LB	Michigan State
9	217	John Handy	LB	Purdue
10	243	Carlis Harris	WR	Idaho State
11	269	Roger Roitsch	DT	Idaho State
12	295	Floyd Franks	WR	Mississippi
13	321	Craig Blackford	QB	Evansville
14	350	Tommy Lyons	C	Georgia
15	373	Lawrence James	RB	Norfolk State
16	399	Steve Thompson	DT	Minnesota
17	425	Jack Simcsak	P-K	Virginia Tech

1972

Rd.	No.	Name	Pos.	School
1	5	Riley Odums	TE	Houston
3	58	Bill Phillips	LB	Arkansas State
4	102	Tom Graham (from Minnesota)	LB	Oregon
5	118	Jim Krieg (from Philadelphia)	WR	Washington
8	186	Ronnie Estay	LB	Louisiana State
9	214	Floyd Priestner	DB	Boston Univ.
10	239	Richard Wilkins	DE	Maryland-E. Shores
11	263	Larry Brunson	WR	Colorado
12	292	Randy McDougall	DB	Weber State
13	317	Bob Warner	RB	Bloomsburg
14	342	Jerome Kündich	G	Texas-El Paso
15	370	Skip Parmenter	DT	Massachusetts
16	395	Tom Bougus	RB	Boston College
17	420	Lou Harris	RB	So. California

1973

Rd.	No.	Name	Pos.	School
1	9	Otis Armstrong	RB	Purdue
2	36	Barney Chavous	DE	S. Carolina St.
3a	54	Paul Howard (from New Orleans through Wash. & Cleve.)	G	Brigham Young
3b	70	John Wood (from San Francisco through Wash. & S.D.)	DT	Louisiana State
4	88	Tom Jackson	LB	Louisville
5	113	Charles McTorry	DB	Tennessee State
7a	165	Mike Askea	T	Stanford
7b	166	John Grant (from Baltimore)	DE	So. California
9	217	Lyle Blackwood	DB	Texas Christian
10	244	Al Marshall	WR	Boise State
11	269	Elton Brown	DT	Utah State
12	296	Jim O'Malley	LB	Notre Dame
13a	319	Ed Smith (from Buffalo)	DE	Colorado College
13b	321	Ed White	RB	Tulsa
14	348	John Hufnagel	QB	Penn State
15	373	Calvin Jones	DB	Washington
16a	398	Oliver Ross (from Buffalo)	RB	Alabama A&M
16b	200	Ken Muhlbeier	C	Idaho
17	425	Kenneth Morgan	TE	Elon College

1974

Rd.	No.	Name	Pos.	School
1	14	Randy Gradishar	LB	Ohio State
2	42	Carl Wafer	DT	Tennessee State
3	68	Claudio Minor (from Cleveland)	T	San Diego State
4	92	Ozell Collier	CB	Colorado
6	145	John Winesberry	WR	Stanford
10	248	Charlie Johnson	CB	Southern
11	276	Steve Buchanan	RB	Holy Cross
12	301	Larry Cameron	LB	Alcorn State
13	326	John Clerkley	DT	Fort Valley State
14	345	Rich Marks	DB	Northern Illinois

15	379	Piel Pennington	QB	Massachusetts
16	404	Darrell Austin	T	South Carolina
17	432	Boyd Brown	TE	Alcorn State

1975

Rd.	No.	Name	Pos.	School
1	17	Louis Wright	CB	San Jose State
2	43	Charlie Smith	DE	N. Carolina Cen.
3a	54	Mike Frankowiak (from New York Giants)	QB/KS	Central Michigan
3b	69	Drew Mahalic	LB	Notre Dame
4a	84	Steve Taylor (from Kansas City)	DB	Georgia
4b	95	Rick Upchurch	WR	Minnesota
5a	107	Stan Rogers (from Atlanta)	T	Miami
5b	121	Rubin Carter	DT	Miami (Fla.)
8	199	Steve Foley	S-QB	Tulane
9	225	Roussell Williams	G	Arizona
10	240	Hank Englehardt (from Kansas City)	DB	Pacific
10	251	Steve Haggerty	WR	Nev.-Las Vegas
12	303	Harry Walters	LB	Maryland
13	329	Eric Penick	RB	Notre Dame
14	355	Jerry Arnold	G	Oklahoma
15	381	Ken Shelton	TE	Virginia
16	401	Bubba Bridges	DT	Colorado
17	433	Lester Sherman	RB	Albany State

1976

Rd.	No.	Name	Pos.	School
1	15	Tom Glassic	G	Virginia
2	43	Kurt Knoff	S	Kansas
4	107	Craig Penrose	QB	San Diego State
5	139	Lonnie Perrin	RB	Illinois
8	224	James Betterson	RB	North Carolina
9a	252	Jim Ciziro	C	Michigan
9b	260	Jim Lisko (from St. Louis)	LB	Arkansas State
10	278	Art Gilliam	DE	Grambling
11	306	Greg Pittman	LB	Iowa State
12	334	Randy Moore	DT	Arizona State
13	362	Donnie McGraw	CB	Houston
14	390	Larry Evans	LB	Mississippi Coll.
15	418	Wilbur Summers	P	Louisville
16	446	John Huddleston	LB	Utah
17	474	Randy Cozens	LB	Pittsburgh

1977

Rd.	No.	Name	Pos.	School
1	18	Steve Schindler	G	Boston College
2	45	Rob Lytle	RB	Michigan
4	101	Bill Bryan	C	Duke
7	185	Larry Swider	P	Pittsburgh
8	212	Calvin Culliver	RB	Alabama
9	241	Charles Jackson	NT	Washington
10	268	Orna Middlebrook	WR	Arkansas State
11	297	Phil Heck	LB	California
12	324	Scott Levenhagen	TE	Western Illinois

1978

Rd.	No.	Name	Pos.	School
1	27	Don Latimer	DT	Miami (Fla.)
2	55	Bill Gay	TE	So. California
8	221	Frank Smith	T	Alabama A&M
10	277	Vince Kinney	WR	Maryland
11	305	Lacy Brumley	T	Clemson

1979

Rd.	No.	Name	Pos.	School
1	22	Kelvin Clark	T	Nebraska
3	77	Bruce Radford	DE	Grambling
4	105	Charles Jefferson	DB	McNeese State
5	132	Rick Leach	QB	Michigan
6	148	Jeff McIntyre	LB	Arizona State
7	188	Luke Prestridge	P	Baylor
9	242	Charlie Taylor	WR	Rice
11	297	Zachary Dixon	RB	Temple
12	325	David Jacobs	K	Syracuse

1980

Rd.	No.	Name	Pos.	School
2	42	Rulon Jones (from Cleveland)	DE	Utah State
3	74	Larry Carter	DB	Kentucky
4	107	Rick Parros	RB	Utah State
5a	131	Mike Harden	S	Michigan
5b	136	Laval Short (from San Diego)	NT	Colorado
6	157	Keith Bishop	G	Baylor
7	184	John Hakekost	G	Nebraska
8	197	Don Coleman (from Baltimore)	WR	Oregon
9	243	Greg Bracelin	LB	California
10	270	Virgil Seay	RS	Troy State
11	297	Phil Farris	WR	North Carolina

1981

Rd.	No.	Name	Pos.	School
1	15	Dennis Smith	S	So. California
2	42	Clay Brown	TE	Brigham Young
4	98	Mark Herrmann	QB	Purdue
5	125	Ken Lanier	T	Florida State
6	151	Alvin Lewis	RB	Colorado State
7	181	Steve Busick	LB	So. California
9	234	Rusty Olsen	DE	Washington
11	290	Pat Walker	WR	Miami (Fla.)
12a	317	John Hankner (from Detroit)	LB	Notre Dame
12b	321	Mandel Robinson	RB	Wyoming

1982

Rd.	No.	Name	Pos.	School
1	21	Gerald Willhite (from Buffalo)	RB	San Jose State
2	50	Orlando McDaniel	WR	Louisiana State
4	106	Dan Plater (from Buffalo)	WR	Brigham Young
5	131	Sammy Winder	RB	So. Mississippi
7	189	Alvin Ruben	DE	Houston
9	243	Keith Uecker	T	Auburn
10	274	Ken Woodard	LB	Tuskegee
11	300	Stuart Yatsko	G	Oregon
12	327	Brian Clark	G	Clemson

1983

Rd.	No.	Name	Pos.	School
1	4	Chris Hinton	G	Northwestern
2	31	Mark Cooper	T	Miami (Fla.)
3	60	Clinton Sampson	WR	San Diego State
5a	116	Weedy Harris	LB	Houston
5b	125	Bruce Baldwin (from New Orleans)	CB	Harding
6	143	Victor Hefflin	CB	Delaware State
7	172	Myron Dupree	CB	N. Carolina Cent.
8	197	Gary Kubiak (from Baltimore)	QB	Texas A&M
9	228	Brian Hawkins	CB	San Jose State
10	254	Walt Bowyer	DE	Arizona State
11	283	Don Bailey	C	Miami (Fla.)
12	310	Karl Mecklenburg	NT/DE	Minnesota

1984

Rd.	No.	Name	Pos.	School
2	46	Andre Townsend	NT/DE	Mississippi
3	78	Tony Lilly	S	Florida
4	89	Randy Robbins (from San Diego through Tampa Bay)	CB	Arizona
6	159	Aaron Smith	LB	Utah State
7	186	Clarence Kay	TE	Georgia
8a	207	Winford Hood (from Green Bay)	G	Georgia
8b	218	Scott Garnett	NT	Washington
9	245	Chris Brewer	RB	Arizona
10	272	Bobby Micho	TE	Texas
11	298	Gene Lang	RB	Louisiana State
12	326	Murray Jarman	WR	Clemson

1984 Supplemental Draft

Rd.	No.	Name	Pos.	School
1	19	Freddie Gilbert	DE	Georgia
2	46	Rick Massie	WR	Kentucky
3	78	Reggie Smith	T	Kansas

1985

Rd.	No.	Name	Pos.	School
1	26	Steve Sewell	RB	Oklahoma
2a	31	Vance Johnson (from Houston)	WR	Arizona
2b	54	Simon Fletcher	DE	Houston
4	110	Kell McGreggor	TE	Colorado State
5	139	Billy Hinson (from Miami)	G	Florida
7	194	Dallas Cameron	NT	Miami (Fla.)
8	222	Eric Riley	CB	Florida State
9	249	Daryl Smith	QB	North Alabama
10a	269	Buddy Funck (from New England)	CB	New Mexico
10b	278	Ron Anderson	LB	Southern Meth.
11	306	Gary Rolle	WR	Florida
12	334	Dan Lynch	G	Washington St.

1986

Rd.	No.	Name	Pos.	School
4	104	Jim Juriga	G	Illinois
5	134	Tony Colontio	NT	So. California
6a	151	Orson Mobley (from Green Bay)	TE	Salem College (W.V.)
6b	161	Mark Jackson	WR	Purdue
7	188	Ray Phillips	LB	N. Carolina St.
8	217	Bruce Klostermann	LB	S. Dakota St.
9	244	Joe Thomas	WR	Miss. Valley St.
10	271	Victor Hall	TE	Jackson State
11	301	Thomas Dendy	RB	South Carolina

1987

Rd.	No.	Name	Pos.	School
1	27	Ricky Nattiel	WR	Florida
3	86	Michael Brooks	LB	Louisiana State
4	111	Marc Munford	LB	Nebraska
6	167	Warren Marshall	RB	James Madison
7	194	Wilbur Strozier	TE	Georgia
8	222	Dan Morgan	G	Penn State
9	250	Bruce Plummer	CB	Mississippi State
10	278	Rafe Wilkinson	LB	Richmond
11a	299	Steve Roberts (from L.A. Rams)	DE	Washington
11b	306	Tommy Neal	CB	Maryland
12	334	Tyrone Braxton	RB	North Dakota St.

1988

Rd.	No.	Name	Pos.	School
1	26	Ted Gregory	NT	Syracuse
2	45	Gerald Perry	T	Southern
3	79	Kevin Guidry	CB	Louisiana State
5	136	Corris Ervin	CB	Central Florida
7a	174	Pat Kelly (from L.A. Rams)	TE	Syracuse
7b	192	Gary Frank	G	Mississippi State
9	248	Mel Farr, Jr.	RB	UCLA
10	268	Channing Williams (from Pittsburgh)	RB	Arizona
11	304	Richard Calvin	RB	Washington St.
12	332	Johnny Carter	NT	Grambling

1989

Rd.	No.	Name	Pos.	School
1	20	Steve Atwater (from Cleveland)	S	Arkansas
2a	41	Doug Widell	G/T	Boston College
2b	47	Warren Powers (from Cleveland)	DE	Maryland
3	69	Darrell Hamilton	T	North Carolina
4	97	Richard McCullough	DE	Clemson
5	132	Darren Carrington (from Cleveland)	CB	Northern Arizona
6	152	Anthony Stafford	WR	Oklahoma
7	180	Melvin Bratton	RB	Miami (Fla.)
8	208	Paul Green	TE	So. California
9a	236	Monte Smith	G	North Dakota
9b	241	Wayne Williams (from Cleveland)	RB	Florida
10	264	Anthony Butts	CB	Mississippi State
11	292	Richard Shelton	NT	Liberty
12	320	John Javis	WR	Howard

1989 Supplemental Draft

Rd.	No.	Name	Pos.	School
1		Bobby Humphrey	RB	Alabama



ALL-TIME DRAFT CHOICES, CONT.

1990				
Rd.	No.	Name	Pos.	School
2	52	Alton Montgomery	DB	Houston
4	92	Jeroy Robinson (from Dallas)	LB	Texas A&M
5a	111	Jeff Davidson (from Atlanta)	G	Ohio State
5b	136	Le-Lo Lang	DB	Washington
6	164	Ronnie Haliburton	TE	Louisiana State
7	192	Shannon Sharpe	WR	Savannah State
8	219	Brad Leggett	C	So. California
9	247	Todd Ellis	QB	South Carolina
10a	259	James Szymanski (from Indianapolis)	DE	Michigan State
10b	275	Anthony Thompson	LB	East Carolina

1991				
Rd.	No.	Name	Pos.	School
1	4	Mike Croel	LB	Nebraska
2	30	Reggie Johnson	TE	Florida State
3	61	Keith Traylor	LB	Central St. (Okla.)
4	89	Derek Russell (from L.A. Rams)	WR	Arkansas
5	115	Greg Lewis	RB	Washington
6	142	Nick Subis	T/C	San Diego State
8	200	Kenny Walker	DE	Nebraska
9	227	Don Gibson	NT	So. California
10	253	Curtis Mayfield	QB	Oklahoma State
11	284	Shawn Moore	WR	Virginia

1992				
Rd.	No.	Name	Pos.	School
1	25	Tommy Maddox	QB	UCLA
2	54	Shane Dronett	DE	Texas
4	110	Chuck Johnson	T/G	Texas
5	137	Frank Robinson	CB	Boise State
7a	170	Ron Geater (from Tampa Bay)	DE	Iowa
7b	181	Jim Johnson (from New York Jets)	T	Michigan State
7c	193	Jon Bostick	WR	Nebraska
8	208	Dietrich Lockridge (from New York Jets)	T/G	Jackson State
9	249	Muhammad Oliver	CB	Oregon
10	278	Bob Meeks	C/T	Auburn
11	305	Cedric Tillman	WR	Alcorn State
12	334	John Granby	CB/S	Virginia Tech

1993				
Rd.	No.	Name	Pos.	School
1	11	Dan Williams (from Cleveland)	DE	Toledo
2	43	Glyn Milburn	RB	Stanford
3a	69	Rondell Jones (from L.A. Rams)	S	North Carolina
3b	70	Jason Elam	P/K	Hawaii
4	98	Jeff Robinson	DE	Idaho
5	126	Kevin Williams	RB	UCLA
6	154	Melvin Bonner	WR	Baylor
7a	169	Clarence Williams (from New England)	TE	Washington St.
7b	182	Tony Kimbrough	WR	Jackson State
8	210	Brian Stablein	WR	Ohio State

1994				
Rd.	No.	Name	Pos.	School
2	51	Allen Aldridge	LB	Houston
4	123	Randy Fuller	CB	Tennessee State
7a	210	Keith Burns	LB	Oklahoma State
7b	212	Butler By'not'e (from Green Bay)	RB	Ohio State
7c	218	Tom Nalen (from New York Giants)	C	Boston College

1995				
Rd.	No.	Name	Pos.	School
4a	121	Jamie Brown (from Minnesota)	T	Florida A&M
4b	124	Ken Brown (from Dallas)	LB	Virginia Tech
5	146	Phil Yeboah-Kodie	LB	Penn State
6a	182	Fritz Fequiere	OG	Iowa
6b	196	Terrell Davis (from Minnesota)	RB	Georgia
7a	218	Steve Russ	LB	Air Force
7b	222	Byron Chamberlain	WR	Wayne State (Neb.)

1996				
Rd.	No.	Name	Pos.	School
1	15	John Mobley	LB	Kutztown
2	44	Tory James	CB	Louisiana State
3a	65	Detroit Smith (from Baltimore)	FB	Texas A&M
3b	78	Mark Campbell	DT	Florida
4a	100	Jeff Lewis (from Baltimore)	QB	Northern Arizona
4b	122	Darius Johnson (from Carolina)	CB	Oklahoma
5	149	Patrick Jeffers (from Carolina)	WR	Virginia
6	181	Tony Veland	S	Nebraska
7a	213	Leslie Ratliffe (from Baltimore)	T	Tennessee
7b	226	Chris Banks	G	Kansas
7c	235	L.T. Levine (from Carolina)	RB	Kansas
7d	236	Brian Gragert	P	Wyoming

1997				
Rd.	No.	Name	Pos.	School
1	28	Trevor Pryce	DT	Clemson
3	67	Dan Neil	G/C	Texas
4	124	Cory Gilliard	S	Ball State

1998				
Rd.	No.	Name	Pos.	School
1	30	Marcus Nash	WR	Tennessee
2	61	Eric Brown	S	Mississippi State
3	91	Brian Griese	QB	Michigan
4	122	Curtis Alexander	RB	Alabama
5	153	Chris Howard	RB	Michigan
7a	200	Trey Teague (from Philadelphia)	T	Tennessee
7b	219	Nate Wayne	LB	Mississippi

1999				
Rd.	No.	Name	Pos.	School
1	31	Al Wilson	LB	Tennessee
2a	58	Montae Reagor (from San Francisco)	DE	Texas Tech
2b	61	Lennie Friedman	G	Duke
3a	67	Chris Watson (from Carolina)	CB	Eastern Illinois
3b	93	Travis McGriff	WR	Florida
4	127	Olandis Gary	RB	Georgia
5a	158	David Owens (from Dallas)	LB	Western Illinois
5b	167	Darwin Brown (compensatory selection)	CB	Texas Tech
6a	179	Desmond Clark (from Washington)	TE	Wake Forest
6b	204	Chad Plummer (compensatory selection)	WR	Cincinnati
7a	218	Billy Miller (from Washington)	WR	Southern Calif.
7b	238	Justin Swift	TE	Kansas State



EQUALIZATION, EXPANSION DRAFTS

1962 — **AFL Equalization Draft:** Broncos obtain OG John Denvir from San Diego, OE Jerry Richardson from San Diego, QB Richie Lucas from Buffalo, DT Ike Lassiter from Dallas and HB Charles Bolden from Houston.

1966 — **Expansion Draft:** Broncos lost LB Tom Erlandson, DE Ed Cooke, OG Tommy Nomina and DB John McGeeever to Miami.

1968 — **Expansion Draft:** Broncos lost RB Cookie Gilchrist, OG Pat Matson, LB Henry Sorrell, RB Mike Kellogg and DB Lonnie Wright to Cincinnati.

1976 — **Expansion Draft:** Broncos lost OT Mike Current and DT Bubba Bridges to Tampa Bay and DB Steve Taylor to Seattle.

1995 — **Expansion Draft:** Broncos lost WR Cedric Tillman to Jacksonville and FS Charles Swann to Carolina.

1999 — **Expansion Draft:** Broncos lost WR Justin Armour to Cleveland.

PLAN B FREE AGENT SIGNINGS/LOSSES (1989-92)

1989 — **(Signed)** T Paul Blair (Chicago), DE Alphonso Carreker (Green Bay), T Bill Contz (New Orleans), TE Doug Cosbie (Dallas), LB Scott Curtis (Philadelphia), RB Kerry Goode (Tampa Bay), CB Wymon Henderson (Minnesota), LB Blake Peterson (Washington), RB Reggie Ware (Raiders), CB Dennis Woodberry (Washington), WR Michael Young (Rams).

(Lost) DE Walt Bowyer (Kansas City), WR Sam Graddy (Raiders), WR Jason Johnson (Pittsburgh).

1990 — **(Signed)** LB Ty Allert (Philadelphia), RB Lorenzo Hampton (Miami), WR Jason Johnson (Pittsburgh), TE David Little (Philadelphia), DE Mark Mraz (Raiders), CB Elliott Smith (San Diego), LB Rod Stephens (Seattle), TE Chris Verhulst (Houston), DE Robb White (Giants).

(Lost) TE Pat Kelly (Jets), LB Bruce Klostermann (Raiders), C Mike Ruether (Atlanta), LB Randy Thornton (Giants).

1991 — **(Signed)** CB Charles Dimry (Atlanta), G Crawford Ker (Dallas), FB Robert Perryman (Dallas).

(Lost) LB Marc Munford (Kansas City), RB Kerry Porter (Houston).

1992 — **(Signed)** TE Robert Awalt (Dallas), G/T Elbert Crawford (New England), QB Steve Pelleur (Kansas City), T Frank Pollack (San Francisco).

(Lost) S Randy Robbins (New England).

FREE AGENT SIGNINGS/LOSSES (1993-99)

1993 — **Signed:** RB Rod Bernstine (San Diego), RB Robert Delpino (Los Angeles Rams), G Brian Habib (Minnesota), T Don Maggs (Houston), LB Dave Wyman (Seattle). **Lost:** LB Michael Brooks (New York Giants), WR Mark Jackson (New York Giants).

1994 — **Signed:** WR Jeff Campbell (Detroit), CB Ray Crockett (Detroit), LB Richard Harvey (Buffalo), Randy Hilliard (Cleveland), WR Anthony Miller (San Diego). **Lost:** WR Vance Johnson (San Diego).

1995 — **Signed:** RB Aaron Craver (Miami), LB Britt Hager (Philadelphia), S Tim Hauck (Green Bay), DT James Jones (Cleveland), OL Bill Lewis (Arizona), DT Mike Lodish (Buffalo), WR Ed McCaffrey (San Francisco), T Reggie McElroy (Minnesota), QB Bill Musgrave (San Francisco), DT Michael Dean Perry (Cleveland), G Mark Schlereth (Washington), T Bill Schultz (Houston), CB Eric Thomas (N.Y. Jets), T Broderick Thompson (Philadelphia), CB Lionel Washington (L.A. Raiders). **Lost:** LB Richard Harvey (New Orleans), T Kirk Scrafford (San Francisco), Ted Washington (Buffalo), Dave Widell (Jacksonville).

1996 — **Signed:** CB Toi Cook (New Orleans), DT Jumpy Geathers (Atlanta), RB Vaughn Hebron (Philadelphia), LB Bill Romanowski (Philadelphia), WR Mike Sherrard (N.Y. Giants), DE Aaron Wallace (Oakland), DE Alfred Williams (49ers). **Lost:** DT Shane Dronett (Atlanta).

1997 — **Signed:** LB Arnold Ale (San Diego), WR Flipper Anderson (Washington), QB Bubby Brister, S Dedrick Dodge (San Francisco), CB Darrien Gordon (San Diego), WR Willie Green (Carolina), FB Howard Griffith (Carolina), RB Derek Loville (San Francisco), RB Anthony Lynn (San Francisco), LB Godfrey Myles (Dallas), DE Neil Smith (Kansas City), T Harry Swayne (San Diego), DT Keith Traylor (Kansas City). **Lost:** RB Aaron Craver (San Diego), S Tim Hauck (Seattle), S Rondell Jones (Baltimore), DE Jeff Robinson (St. Louis), OL Ralph Tamm (Kansas City).

1998 — **Signed:** QB Doug Nussmeier (New Orleans), DE Marvin Washington (San Francisco). **Lost:** LB Allen Aldridge (Detroit), G Brian Habib (Seattle).

1999 — **Signed:** T Tony Berli (Seattle), CB Dale Carter (Kansas City), DE Carl Reeves. **Lost:** WR Willie Green (Miami), T Harry Swayne (Baltimore), DE Marvin Washington (San Francisco).

MAJOR TRADES

1999

Obtained 6th-1999 (TE Desmond Clark) and 7th-1999 (WR Billy Miller) from Washington in exchange for 5th-1999 (T Derek Smith).
Obtained 3rd-1999 (CB Chris Watson) and a conditional 2000 draft choice from Carolina in exchange for QB Jeff Lewis.

1998

Obtained 5th-1999 (DE/LB David Bowens) from Dallas in exchange for TE Kendall Watkins.
Obtained 7th-1998 (Trey Teague) from Philadelphia in exchange for 6th-1999 (WR Troy Smith).
Obtained 2nd-1999 (DE Montae Reagor) from San Francisco in exchange for T Jamie Brown.

1997

Obtained 3rd-1997 (Dan Neil) from N.Y. Jets for 3rd-1997 (Dedric Ward), 6th-1997 (Chuck Clements), 7th-1997 (Jason Ferguson) and 6th-1998 (Dustin Johnson).
Obtained T Tony Jones from Baltimore for 2nd-1997 (DB Kim Herring).

1996

Obtained WR Todd Kinchen from St. Louis for 5th-1997 (Taje Allen).
Obtained 2nd-1996 (traded to Baltimore (Deron Jenkins) for three more picks: 3rd-1996 (Detron Smith), 4th-1996 (Jeff Lewis) and 7th-1996 (Leslie Ratliffe)] and 7th-1996 (Brian Gragert) from Detroit in exchange for RB/KR Glyn Milburn.
Obtained 4th-1996 (Darius Johnson), 5th-1996 (Patrick Jeffers) and 7th-1996 (L.T. Levine) from Carolina for 4th-1996 (Emmanuel McDaniel).

1995

Obtained 4th-1995 (Jamie Brown) and 6th-1995 (Terrell Davis) from Minnesota in exchange for 4th-1995 (Chad May).

1994

Obtained 7th-1994 (Tom Nalen) from New York Giants in exchange for WR Arthur Marshall.
Obtained WR Mike Pritchard and 7th-1995 (Byron Chamberlain) from Atlanta in exchange for 3rd-1994 (Alai Kalanuivalu) and 1st-1995 (dealt to Minnesota who selected Derrick Alexander).
Obtained DT Ted Washington from San Francisco in exchange for 5th-1994 (to Green Bay; Dorsey Levens).
Obtained CB Ben Smith from Philadelphia in exchange for 3rd-1995 (Chris T. Jones) and 5th-1996 (Whit Marshall).

1993

Obtained T Gary Zimmerman from Minnesota in exchange for 1st-1994 (Dewayne Washington), 6th-1994 (Andrew Jordan) and 2nd-1995 (Orlando Thomas).
Obtained 7th-1994 (Butler Byrnf) from Green Bay in exchange for G Doug Widell.
Obtained undisclosed conditional draft choice from Minnesota in exchange for WR Vance Johnson.
Obtained 1st-1993 (Dan Williams) from Cleveland for 1st-1993 (Steve Everitt) and 3rd-1993 (Mike Caldwell).
Obtained 3rd-1993 (Rondell Jones) from L.A. Raiders for RB Gaston Green.
Obtained 3rd-1993 (dealt to Cleveland who selected Mike Caldwell) and 7th-1993 (Clarence Williams) from Atlanta for S Alton Montgomery.

1992

Obtained RB Sammie Smith from Miami for RB Bobby Humphrey.
Obtained 7th-1992 (Jim Johnson) and 8th-1992 (Dietrich Lockridge) from New York Jets in exchange for 6th-1992 (Jeff Blake).
Obtained 7th-1992 (Ron Geater) from Tampa Bay in exchange for WR Ricky Nattiel.

1991

Obtained T Harvey Salem from Detroit in exchange for 3rd-1992 (Thomas McLemore).
Obtained RB Gaston Green and 4th-1991 (Derek Russell) from Los Angeles Rams for T Gerald Perry and 12th-1991 (Jeff Pahukoa).

1990

Obtained DE David Galloway from Phoenix for 8th-1991 (Greg Amsler).
Obtained T/C David Widell from Dallas for 7th-1991 (Leon Lett).
Obtained 8th-1991 (traded back to Phoenix, who selected Greg Amsler) from Phoenix for TE David Little.
Obtained 10th-1990 (James Szymanski) from Los Angeles Raiders for 11th-1990 (Ron Lewis).
Obtained 5th-1990 (Jeff Davidson) from New England for 4th-1991 (dealt to Pittsburgh; Sammy Walker).

1989

Obtained DE Ron Holmes from Tampa Bay for 4th-1990 (Tony Mayberry).
Obtained DE Kevin Brooks and 4th-1990 (Jeroy Robinson) from Dallas for 3rd-1990 (dealt to New England who selected Greg McMurtry).

Obtained K David Treadwell from Phoenix in exchange for 12th-1990 (Ken McMichel).
Obtained 1st-1989 (Steve Atwater), 2nd-1989 (Warren Powers), and a 5th-1989 (Darren Carrington) from Cleveland for 1st-1989 (Eric Metcalf).

1988

Obtained FB Calvin Thomas from Chicago in exchange for undisclosed conditional draft choice.
Obtained NT Shawn Knight from New Orleans for NT Ted Gregory.
Obtained undisclosed future draft choice from Washington in exchange for RB/TE Bobby Micho.
Obtained C Mike Ruetter from Phoenix in exchange for LB Ricky Hunley.
Obtained RB Tony Dorsett from Dallas in exchange for conditional 5th-1989 (Jeff Roth).
Obtained rights to S Kip Corrington from Detroit in exchange for conditional undisclosed future draft choice.

1987

Obtained 10th-1988 (Channing Williams) from Pittsburgh for LB Ken Woodard.
Obtained G Stefan Humphries from Chicago for P Bryan Wagner.
Obtained C/G Larry Lee from Miami for 8th-1988 (Louis Cheek).

1986

Obtained 11th-1987 (Steve Roberts) and undisclosed future draft choice (7th-1988; Pat Kelly) from Los Angeles Rams in exchange for LB Steve Busick.
Obtained CB Mark Haynes from the New York Giants in exchange for 2nd-1986 (Pepper Johnson) and 6th-1986 (obtained from Tampa Bay; Giants selected Ron Brown), and 2nd-1987 (Adrian White).

1985

Obtained TE Mike Barber from Los Angeles Rams in exchange for 12th-1986 (Marcus DuPree).
Obtained 2nd-1985 (Vance Johnson) from Houston in exchange for 2nd-1985 (obtained from Tampa Bay; Houston selected Richard Byrd) and 5th-1985 (Lee Johnson).
Obtained 6th-1986 (Orson Mobley) from Green Bay in exchange for QB Scott Brunner.

1984

Obtained 6th-1986 (traded to Giants in 1986 in Mark Haynes deal; Giants selected Ron Brown) from Tampa Bay in exchange for DE Brison Manor.
Obtained rights to LB Ricky Hunley from Cincinnati for 1st-86 (Tim McGee), 3rd-1986 (David Fulcher) and 5th-1987 (Greg Horne).
Obtained WR Butch Johnson from Houston in exchange for 3rd-1985 (Mike Kelley).
Obtained WR Dave Logan from Cleveland in exchange for 4th-1984 (Rickey Bolden).
Obtained QB Scott Brunner from New York Giants in exchange for 4th-1984 (Gary Reasons).
Obtained 4th-1984 (Randy Robbins) and conditional undisclosed future draft choice (2nd-1985; traded to Houston who selected Richard Byrd) from Tampa Bay in exchange for QB Steve DeBerg.
Obtained TE Eason Ramson from San Francisco in exchange for 5th-1984 (dealt to Atlanta; Cliff Benson).
Obtained LB Stan Blinka from New York Jets in exchange for 6th-1985 (Rich Miano).

1983

Obtained 5th-1985 (Billy Hinson) from Miami in exchange for LB Larry Evans.
Obtained 8th-1984 (Winford Hood) from Green Bay in exchange for DE Greg Boyd.
Obtained rights to QB John Elway from Baltimore Chris Hinton, 1st-1984 (Ron Solt), and QB Mark Herrmann.

1982

Obtained 4th-1984 (dealt to Cleveland for Dave Logan; Cleveland selected Rickey Bolden) from New Orleans in exchange for T Kelvin Clark.
Obtained S J.T. Thomas from Pittsburgh in exchange for 8th-1983 (Henry Odom).
Obtained linebacker Robert L. Jackson from Cleveland for 6th-1982 (Mike Whitwell).
Obtained 1st-1982 (Gerald Willhite) and 4th-1982 (Dan Plater) from Buffalo Bills for 1st-1982 (Perry Tuttle).

1981

Obtained QB Steve DeBerg from San Francisco for 4th-1983 (dealt to Rams who selected Chuck Nelson).
Obtained WR Wade Manning from Buffalo for 8th-1982 (dealt to Dallas who selected George Peoples).
Obtained future undisclosed draft choice (5th-1983; Bruce Baldwin) from New Orleans for LB Rob Nairne.
Obtained RB Tony Reed from Kansas City for 3rd-1981 (Roger Taylor) and 4th-1982 (Stuart Anderson).

1980

Obtained WR Emery Moorehead from New York Giants for 8th-1981 (Mark Reed).
Obtained RB Don Hardeman from Baltimore for 12th-1980 (Marvin Sims).
Obtained CB Perry Smith from St. Louis for 8th-1980 (Grant Hudson) and 10th-1981 (Jim Joiner).
Obtained RB Lawrence McCutcheon from Los Angeles for 3rd-1982 (dealt to Houston; Robert Abraham).
Obtained QB Matt Robinson from N.Y. Jets for 1st-1980 (dealt to San Francisco, who selected Jim Stuckey), 2nd-1980 (Ralph Clayton) and QB Craig Penrose.

MAJOR TRADES, CONT.

1979

Obtained 8th-1980 (Don Coleman) from Baltimore for P Bucky Dilts.
Obtained 2nd-1980 (Rulon Jones) and 5th-1980 (Laval Short) and 3rd-1981 (traded to Kansas City who selected Roger Taylor) for DE Lyle Alzado.

1978

Obtained OT Tom Neville from New England for 10th-1979.
Obtained DB Charlie West and 6th-1979 (McIntyre) for TE Bill Gay.
Obtained future undisclosed draft choice from Detroit for center Mike Montler.

1977

Obtained RB Jim Jensen from Dallas for 6th-1979 (Martin Cox).
Obtained OT Andy Maurer from San Francisco for 9th-1978 (Steve McDaniels).
Obtained C Mike Montler from Buffalo for 2nd-1979 (Jim Haslett).
Obtained DB Bernard Jackson from Cincinnati for 3rd-1978 (Don Bass) and 7th-1978 (G Dan Bass).
Obtained QB Craig Morton from the New York Giants for QB Steve Ramsey and 5th-1978 (Brian DeRoo).

1976

Obtained LB Godwin Turk from New York Jets for 5th-1977 (Gary Gregory).
Obtained OT Bill Bain from Green Bay for 3rd-1977 (Rick Scribner).
Obtained 9th-1976 (Jim Lisko) from St. Louis for DB Jeff Severson.

1975

Obtained DB Jeff Severson from Houston for 7th-1976 (Larry Harris).
Obtained past considerations from Kansas City for TE Billy Masters.
Obtained C Phil Olsen from Los Angeles for WR Otto Stowe, 3rd-1976 and 6th-1977 (Art Best).
Obtained DB Clarence Ellis from Atlanta for DB Charles Greer, WR Jerry Simmons and 6th-1976 (Stan Varner).
Obtained DT Greg Marx and 5th-1975 (Stan Rogers) from Atlanta for G Larron Jackson.

1974

Obtained 4th-1975 (Steve Taylor) from Kansas City for LB Tom Graham.
Obtained 10th-1975 (Hank Englehardt) from Kansas City for T Tom Drougas.
Obtained 3rd-1975 (Mike Franckowiak) from New York Giants for RB Joe Dawkins.
Obtained RB Jon Keyworth from Washington for 6th-1975 (Mark Doak) and 11th-1975 (Ardell Johnson).
Obtained DB John Rowser from Pittsburgh for 6th-1974 (James Wolfe) and 9th-1974 (Tommy Reamon).

1973

Obtained LB Ray May from Baltimore for 3rd-1974 (Robert Pratt) and 8th-1974 (Paul Miles).
Obtained DB Dale Hackbart from St. Louis for 10th-1974 (Greg Hartle).
Obtained LB Bill Laskey from Baltimore for 7th-1974 (Dan Dickel).
Obtained WR Gene Washington from Minnesota for WR Rod Sherman and 5th-1974 (Jim Ferguson).

1972

Obtained 3rd-1974 (Claudie Minor) and 6th-1974 (traded to Pittsburgh, who selected James Wolfe) from Cleveland for QB Don Horn.
Obtained WR Haven Moses from Buffalo for WR Dwight Harrison.
Obtained 3rd-1973 (Paul Howard) from Cleveland for DE Rich Jackson.
Obtained C Bobby Maples from Pittsburgh for 6th-1973 (Ron Bell).
Obtained T Rick Sharp from Pittsburgh for 8th-1973 (Loren Toews).
Obtained DE-T Lloyd Voss from Pittsburgh for 5th-1973 (Dave Reavis).
Obtained QB Charley Johnson from Houston for 3rd-1973 (dealt to Baltimore, who selected Bill Olds).
Obtained RB Eddie Ray and 3rd-1973 (John Wood) from San Diego for DT Dave Costa.
Obtained 7th-1973 (John Grant) from Baltimore for TE John Mosier.
Obtained LB Al Andrews from Buffalo for LB Dave Washington.
Obtained 5th-1973 (traded to Pittsburgh, who selected Dave Reavis) from New Orleans for LB John Huard.

1971

Obtained RB Joe Dawkins from Houston for RB Dickie Post.
Obtained OG Larron Jackson and 5th-1972 from Houston for DB Cleophus Johnson.
Obtained LB Olen Underwood from Houston for OG Bob Young.
Obtained 5th-1972 (Jim Krieg) from Philadelphia for QB Pete Liske.
Obtained RB Dickie Post from San Diego for 2nd-1972 (dealt to Rams, who selected Jim Bertelsen).
Obtained QB Steve Ramsey from New Orleans for 4th-1972 (dealt to Dallas, who selected Tim Kearney).
Obtained T Roger Shoals from Detroit for LB Carl Cunningham.
Obtained QB John Stofa from Miami for 7th-1972 (Bill Adams).
Obtained DB Butch Byrd from Buffalo for 5th-1972 (Robert Penchion).
Obtained DB Leroy Mitchell from Houston for DB John Charles.
Obtained DB John Charles and 4th-1972 (Tom Graham) from Minnesota for WR Al Denson.

Obtained QB Don Horn and 1st-1972 (Riley Odoms) from Green Bay for DE Alden Roche and 1st-1972 (Willie Buchanon).
Obtained K Jim Turner from New York Jets for K Bobby Howfield.

1970

Obtained DB Cornell Gordon from New York Jets for DB Gus Hollomon.
Obtained TE Jim Whalen from Boston for TE Tom Beer.
Obtained DB Paul Martha from Pittsburgh for C Walter Highsmith and T Wallace Dickey.
Obtained RB Booker Edgerson from Buffalo for 5th-1972 (dealt to Houston and then Atlanta; Billy Taylor).
Obtained FB Willis Crenshaw from St. Louis for 3rd-1971 (Jim Livesay).
Obtained TE Billy Masters from Buffalo for 5th-1971 (Tim Beamer).
Obtained 8th-1971 (Tom Beard) from Houston for RB Tom Smiley.
Obtained 4th-1971 (Lyle Alzado) from Boston for K Charlie Gogolak.

1969

Obtained RB Tom Smiley from Cincinnati for WR Eric Crabtree.
Obtained T Walt Barnes from Kansas City for 8th-1970 (Fred Barry).

1968

Obtained a future draft choice from the New York Jets for DB Nemiah Wilson, later cancelled when Wilson was cut by the Jets.
Obtained 4th-1969 (Mike Schnitker) from Kansas City for DT Curley Culp.
Obtained 3rd-1968 (Robert Vaughan) from Kansas City for DB Goldie Sellers.
Obtained 4th-1968 (Drake Garrett) from Kansas City for RB Wendell Hayes.
Obtained 6th-1969 (Wandy Williams) from Buffalo for RB Charlie Mitchell.

1967

Obtained QB Steve Tensi from San Diego for 1st-1968 (Russ Washington) and 1st-1969 (Marty Domres).
Obtained OG Dick Tyson, LB Ray Schmautz and DE Rich Jackson from Oakland for WR Lionel Taylor and C Jerry Sturm.
Obtained RB Cookie Gilchrist, QB George Wilson, OG Ernie Park and DE Earl Faison from Miami for DE Dan LaRose, LB Jerry Hopkins RB Abner Haynes, and 6th-1968 (Kim Hammond).
Obtained WR Bill Cronin from Miami for DT Ray Jacobs.
Obtained DT Dave Costa from Buffalo for 4th-1968 (Edgar Chandler).
Obtained DT Rex Mirich and 3rd-1967 (dealt to Buffalo, who selected Tom Rhoads) from Oakland for DB Willie Brown and QB Mickey Slaughter.

1966

Obtained 3rd-1967 (Mike Current) and 5th-1967 (Fran Lynch) from Miami for RB Cookie Gilchrist.
Obtained LB Archie Matsos from Oakland for RB Hewritt Dixon.

1965

Obtained RB Cookie Gilchrist from Buffalo for RB Billy Joe.
Obtained RB Abner Haynes from Kansas City for LB Jim Fraser.

1964

Obtained DT Stan Fanning and 6th-1964 (Al Denson) from Oakland for RB Gene Mingo.
Obtained QB Jacky Lee for two years use from Houston for 1st-1965 and DT Bud McFadin.
Obtained LB Marv Matuszak and DB Billy Atkins from Buffalo for C Walt Cudzik.

Obtained DT-K Dick Guesman, DE Ed Cooke, DT Charlie Janerette, OG Sid Fournet and LB Jim Price from New York Jets for DB Bob Zeman, LB Wahoo McDaniel, WR Gene Prebola and DT Gordy Holz.

1962

Obtained RB Bo Dickinson from Dallas for OB Carl Larpenter.
Obtained HB Bob Scarpitto, DB Bob Zeman and OE Luther Hayes from San Diego for cash.

1960

Obtained DB Goose Gonsoulin from Dallas for FB Jack Spikes.



BRONCOS TRANSACTIONS (JUNE 1998 — JUNE 1999)

BY DATE

June 9 Signed LB Nate Wayne
 June 10 Signed RB Curtis Alexander
 Placed LB Chris Gizzi on the reserve/military list
 June 12 Waived LB Erick Herrin
 June 15 **Waived S Dedrick Dodge**
 June 24 Signed LB Sam Manuel
 July 16 Signed S Eric Brown
 July 20 Waived S Terry Ray
 July 22 Signed QB Brian Griese
 Signed RB Chris Howard
 July 23 Signed T Trey Teague
 Waived TE Jeremy Burkett
 July 24 Placed QB Jeff Lewis on reserve/P.U.P.
 Placed DE Alfred Williams on reserve/P.U.P.
 Waived WR David Gambie
 Waived P Mike Panasuk
 July 25 Signed DE Anthony Smith
 July 26 Signed WR Marcus Nash
 Waived WR Darrick Branch
 July 28 Signed P Mike Panasuk
 Waived DT Pat Ivey
 Aug. 11 Placed LB Steve Russ on injured reserve after clearing waivers
 Aug. 12 Signed OL Steve Gordon
 Aug. 17 Waived DL Duane Ashman
 Waived WR Kevin Jordan
 Waived CB Carl Kidd
 Waived G Craig Novitsky
 Waived QB Doug Nussmeier
 Waived P Mike Panasuk
 Aug. 19 Waived DE Martin Harrison
 Traded TE Kendall Watkins to Dallas for an undisclosed 1999 draft choice
 Aug. 21 Waived DE Anthony Smith
 Aug. 25 Waived FB Ryan Christopherson
 Waived WR Andre Cooper
 Waived LB Jon Hesse
 Waived DE Dameian Jeffries
 Waived S Jason Kaiser
 Waived LB Sam Manuel
 Waived LB Ryan McCoy
 Waived S Tori Noel
 Waived T Melvin Tuten
 Waived WR Sir Mawn Wilson
 Traded DT David Richie and C Steve Gordon to San Francisco for past considerations
 Placed QB Jeff Lewis on the reserve/non-football injury list
 Placed Alfred Williams on the reserve/physically unable to perform list
 Aug. 28 Signed LB Ryan McCoy
 Waived RB Curtis Alexander
 Aug. 30 Acquired LB Seth Joyner from Green Bay for past considerations
 Traded WR Patrick Jeffers to Dallas for past considerations
 Waived LB Hillary Butler
 Waived G/C Leo Goetas
 Waived C Courtney Hall
Waived CB Randy Hilliard
 Waived RB Chris Howard
 Waived LB Ryan McCoy
Waived S Tony Veland
 Aug. 31 Signed the following to the practice squad:
 RB Curtis Alexander
 LB Hillary Butler
 WR Andre Cooper
 OL Dan Finn
 S Tori Noel
 Sept. 8 Signed RB Chris Howard to the practice squad
 Waived LB Hillary Butler from the practice squad
 Sept. 15 Waived S Tori Noel from the practice squad

Sept. 16 Signed DT Duane Ashman to the practice squad
 Sept. 22 Waived OL Dan Finn from practice squad
 Waived RB Chris Howard from practice squad
 Sept. 23 Signed S Tori Noel to the practice squad
 Signed LB Hillary Butler to the practice squad
 Oct. 6 Waived DT Duane Ashman from the practice squad
 Oct. 7 Signed K Scott Bentley to the practice squad
 Oct. 13 **Waived DE Ernest Jones**
 Waived K Scott Bentley from the practice squad
 Oct. 19 Signed DE Marvin Thomas to the practice squad
 Oct. 23 Activated DE Alfred Williams from P.U.P.
 Oct. 30 Waived LB Hillary Butler from the practice squad
 Nov. 4 Signed DT Villami Maumau to the practice squad
 Dec. 30 Signed T Melvin Tuten to a future contract
 Signed LB Dave Thomas to a future contract
 Signed LB Troy Dumas to a future contract
 Jan. 5 Signed OL Dan Finn to the practice squad
 Jan. 8 Waived DT Villami Maumau from the practice squad
 Jan. 13 Signed DT Villami Maumau to the practice squad
 Waived OL Dan Finn from the practice squad
 Jan. 14 Signed QB Chuck Clements to a future contract
 Signed LB Arie Ulmer to a future contract
 Feb. 3 Signed DE Herbert Coleman
 Signed WR Chris Doering
 Signed G Dan Finn
 Signed DT Villami Maumau
 Signed RB Leeland McElroy
 Signed S Tori Noel
 Signed DE Marvin Thomas
 Signed DB Brad Trout
 Feb. 5 Signed RB Curtis Alexander
 Feb. 8 Signed WR Andre Cooper
 Signed T Tim Kohn
 Feb. 11 **Waived WR Willie Green**
 Feb. 17 Signed T Tony Bertl
Released S Steve Ahwater
 Feb. 19 Signed CB Dale Carter
 Feb. 26 Signed WR Taj Johnson
 March 1 Traded QB Jeff Lewis to Carolina for two undisclosed draft choices
 March 2 Signed DE Ben Crosland
 Signed LB Ronnie Ward
 March 9 Signed CB Jason Suttle
 March 12 Signed OL Matt Elliott
 Signed CB Jason Moore
 Signed WR Shawn Turner
 April 5 Signed G Chris Banks
 April 12 Signed DE Carl Reeves
 April 27 Signed QB Chris Miller
 April 30 Signed P/K Jeff Baker
 Signed QB Jeff Bronm
 Signed FB Ryan Christopherson
 June 8 Signed C Clay Shiver
 June 14 Signed G Lennie Friedman
 Signed TE Desmond Clark
 Waived C Matt Elliott

BY PLAYER

ALEXANDER, Curtis — RB

6/10/98 Signed
 8/28/98 Waived
 8/31/98 Signed to practice squad
 2/1/99 Practice squad contract expired
 2/5/99 Signed
 ARMOUR, Justin — WR
 2/24/98 Signed
 ASHMAN, Duane — DL
 8/17/98 Waived
 9/16/98 Signed to practice squad
 10/6/98 Waived from practice squad
 ATWATER, Steve — S
 2/17/99 Released from contract
 BAKER, Jeff — P/K
 4/30/99 Signed
 BANKS, Chris — G
 4/5/99 Signed
 BENTLEY, Scott — K
 10/7/98 Signed to the practice squad
 10/13/98 Waived from the practice squad
 BERTI, Tony — T
 2/17/99 Signed
 BRANCH, Darrick — WR
 7/26/98 Waived
 BROHM, Jeff — QB
 4/30/99 Signed
 BROWN, Eric — S
 7/16/98 Signed
 BURKETT, Jeremy — RB
 7/23/98 Waived
 BUTLER, Hillary — LB
 8/30/98 Waived
 8/31/98 Signed to practice squad
 9/8/98 Waived from practice squad
 9/23/98 Signed to practice squad
 10/30/98 Waived from practice squad
 CARTER, Dale — CB
 2/19/99 Signed
 CHRISTOPHERSON, RYAN — RB
 8/25/98 Waived
 4/30/99 Signed
 CLARK, Desmond — TE
 6/14/99 Signed
 CLEMENTS, CHUCK — QB
 1/14/99 Signed to future contract
 COLEMAN, Herbert — DE
 2/3/99 Signed
 COOPER, Andre — WR
 8/25/98 Waived
 8/31/98 Signed to practice squad
 2/1/99 Practice squad contract expired
 2/8/99 Signed
 CROSLAND, Ben — DE
 3/2/99 Signed
 DODGE, Dedrick — S
 6/15/98 Waived
 DOERING, Chris — WR
 2/3/99 Signed
 DUMAS, Troy — LB
 1/5/99 Signed to future contract
 ELLIOTT, Matt — OL
 3/12/99 Signed
 6/14/99 Waived
 FINN, Dan — OL
 8/31/98 Signed to practice squad
 9/22/98 Waived from practice squad
 1/8/99 Signed to practice squad
 1/13/99 Waived from practice squad
 2/3/99 Signed
 FRIEDMAN, Lennie — G
 6/14/99 Signed
 GAMBLE, David — WR
 7/24/98 Waived
 GIZZI, Chris — LB
 6/10/98 Placed on reserve/military list

GOEAS, Leo — C/G

8/30/98 Waived
 GORDON, Steve — OL
 8/12/98 Signed
 8/25/98 Traded to San Francisco
 GREEN, Willie — WR
 2/12/99 Waived
 GRIESE, Brian — QB
 7/22/98 Signed
 HALL, Courtney — C
 8/30/98 Waived
 HARRISON, Martin — DE
 8/19/98 Waived
 HERRIN, Erick — LB
 6/12/98 Waived
 HESSE, Jon — LB
 8/25/98 Waived
 HILLIARD, Randy — CB
 8/30/98 Waived
 HOWARD, Chris — RB
 7/22/98 Signed
 8/30/98 Waived
 9/8/98 Signed to practice squad
 9/22/98 Waived from practice squad
 IVEY, Pat — DE
 7/28/98 Waived
 JEFFERS, Patrick — WR
 8/30/98 Traded to Dallas for past consid.
 JEFFRIES, Dameian — DE
 8/25/98 Waived
 JOHNSON, Taj — WR
 2/26/99 Signed
 JONES, Ernest — DE
 10/13/98 Waived
 JORDAN, Kevin — WR
 8/17/98 Waived
 JOYNER, Seth — LB
 8/30/98 Acquired from Green Bay for past considerations
 KAISER, Jason — CB
 8/25/98 Waived
 KIDD, Carl — CB
 8/17/98 Waived
 KOHN, Tim — T
 2/8/99 Signed
 LAROCCA, Josh — QB
 5/28/98 Waived
 LEWIS, Jeff — QB
 7/24/98 Placed on reserve/P.U.P.
 8/25/98 Placed on reserve/N.F.I.
 3/1/99 Traded to Carolina for two undisclosed draft choices
 MANUEL, Sam — LB
 6/24/98 Signed
 8/25/98 Waived
 MAUMAU, Villami — DT
 11/4/98 Signed to practice squad
 1/8/99 Waived from practice squad
 1/13/99 Signed to practice squad
 2/1/99 Practice squad contract expired
 2/3/99 Signed
 MCCOY, Ryan — LB
 8/25/98 Waived
 8/28/98 Signed
 8/30/98 Waived
 McELROY, Leeland — RB
 2/3/99 Signed
 MILLER, Chris — QB
 4/27/99 Signed
 MOORE, Jason — CB
 3/12/99 Signed
 NASH, Marcus — WR
 7/26/98 Signed
 NOEL, Tori — S
 8/25/98 Waived
 8/31/98 Signed to practice squad
 9/15/98 Waived from practice squad
 9/23/98 Signed to practice squad

BRONCOS TRANSACTIONS (JUNE 1998 — JUNE 1999), CONT.

2/1/99 Practice squad contract expired
 2/3/99 Signed
NOVITSKY, Craig — OL
 8/17/98 Waived
NUSSMEIER, Doug — QB
 8/17/98 Waived
PANASUK, Mike — P/K
 7/24/98 Waived
 7/28/98 Signed
 8/17/98 Waived
RAY, Terry — CB
 7/20/98 Waived
REEVES, Carl — DE
 4/12/99 Signed
RICHE, David — DT
 8/25/98 Traded to San Francisco
RUSS, Steve — LB
 8/11/98 Placed on injured reserve after clearing waivers
SHIVER, Clay — C
 6/8/99 Signed
SMITH, Anthony — DE
 7/25/98 Signed
 8/21/98 Waived
SUTTLE, Jason — CB
 3/9/99 Signed
TEAGUE, Trey — T
 7/23/98 Signed
THOMAS, Dave — LB
 12/30/98 Signed to future contract

THOMAS, Marvin — DE
 10/19/98 Signed to the practice squad
 2/1/99 Practice squad contract expired
 2/3/99 Signed
TROUT, Brad — DB
 2/3/99 Signed
TURNER, Shawn — WR
 3/12/99 Signed
TUTEN, Melvin — T
 8/25/98 Waived
 12/30/98 Signed to future contract
ULMER, ARTIE — LB
 1/14/99 Signed to future contract
VELAND, Tony — S
 8/30/98 Waived
WARD, Ronnie — LB
 3/2/99 Signed
WATKINS, Kendell — OL
 8/19/98 Traded to Dallas for undisclosed 1999 draft choice
WAYNE, Nate — LB
 6/9/98 Signed
WILLIAMS, Alfred — DE
 7/24/98 Placed on reserve/P.U.P.
 8/25/98 Placed on reserve/P.U.P.
 10/23/98 Activated from reserve/P.U.P.
WILSON, Sir Mawn — WR
 8/25/98 Waived

PILING UP THE POINTS

Through the 1998 season, the Broncos have scored 12,239 points in 39 seasons of play and 580 regular season games (313.8 per season; 21.1 per game). The 10,000th point in franchise history was scored Oct. 31, 1993 by running back Robert Delpino when he plunged into the end zone from one yard out in the third quarter of Denver's 28-17 win over Seattle. The total was at 9,997 points before the touchdown. At Denver's current seasonal pace, the club will score its 15,000th point sometime during the 2008 season. Their 12,000th point was scored last season.

FORMER BRONCOS IN THE PRO FOOTBALL HALL OF FAME

Two players enshrined in the Pro Football Hall of Fame — cornerback **Willie Brown** and running back **Tony Dorsett** — spent a portion of their professional playing careers with the Denver Broncos. A brief review of their Hall of Fame careers is outlined below.

WILLIE BROWN

CB

INDUCTED: 1984



Cornerback **Willie Brown**, inducted into the Hall of Fame in 1984, played for the Broncos from 1963-66, and was named All-American Football League in 1964. He intercepted nine passes that season, including a team-record four in one game (vs. New York, 11/15/64), and was named the outstanding back in the AFL All-Star game in January, 1965.

The 6-foot-1, 195-pound Brown, who played his college ball at Grambling, joined the Broncos as a free agent in Aug. 1963 and played four seasons with the club. In 50 games he intercepted 15 passes and tallied 195 yards in returns, while also returning three punts for 29 yards (9.7) and three kickoffs for 70 yards (23.3).

Brown was traded to Oakland in 1967 and went on to play 12 seasons with the Raiders (1967-78). He was an all-league performer every year from 1968-73, while making three AFL All-Star game (1967-69) and four Pro Bowl (1970-73) appearances. In 16 seasons Brown played in 204 games and finished his career with 54 interceptions for 472 return yards and two touchdowns.

TONY DORSETT

RB

INDUCTED: 1994



Running Back **Tony Dorsett**, though best known for his brilliant 11-year tenure with the Dallas Cowboys, was a Denver Bronco during the 1988 and 1989 seasons. He joined the Broncos in 1988 and went on to lead the club in rushing that season with 703 yards on 181 carries. He spent the 1989 season on injured reserve before his retirement, and was inducted into the Hall of fame in 1994.

Dorsett, who ranks third on the all-time NFL rushing list with 12,739 yards, captured rookie of the year honors in 1977 with the Cowboys, en route to four Pro Bowl selections (1978, 1981-83). His highest rushing total came in 1981 when he ran for 1,646 yards, just one of eight 1,000-yard seasons during his brilliant career. Dorsett also caught 398 passes for 3,554 yards (8.9) and accounted for 91 total touchdowns (77 rushing, 13 receiving, 1 fumble recovery).

Dorsett was a college star at the University of Pittsburgh where he won the Heisman Trophy in 1976 while leading the Panthers to the national title.



BRONCOS ALL-TIME ROSTER

List includes players who spent time on the active roster during the regular or postseason. **Current players in bold.**

A			
81	Bob Adams	TE	Pacific 1975
73	Scott Adams	T	Georgia 1997
60	Kenneth M. Adamson	G	Notre Dame 1960-62
57	Allen Aldridge	LB	Houston 1994-97
68	Steve Alexakos	G	San Jose State 1970
58	Elijah Alexander	LB	Kansas State 1993-95
40	Jeff Alexander	RB	Southern 1989, 1992
80	Ray Alexander	WR	Florida A&M 1984
25	Ted Alfien	RB	Springfield College 1969
22	Elihu (Buddy) Allen	HB	Utah State 1961
24	Donald R. Allen	FB	Texas 1960
57	Ty Allert	LB	Texas 1990
73	Henry Allison	T	San Diego State 1977
62	Vaughn S. (Buddy) Alliston	LB	Mississippi 1960
77	Lyle Alzado	DE	Yankton College 1971-78
22	David R. Ames	HB	Richmond 1961
11	Robert Anderson	HB	Colorado 1970-73
83	Willie "Flipper" Anderson	WR	UCLA 1997
86	Mitch Andrews	TE	Louisiana State 1987
84	Lou Andrus	LB	Brigham Young 1967
83	Justin Armour	WR	Stanford 1998
24	Otis Armstrong	RB	Purdue 1973-80
65	LeFrancis Arnold	G/C	Oregon 1974
73	Mike Askea	T	Stanford 1973
28	Billy Atkins	DB	Auburn 1964
74	Frank Atkinson	DE	Stanford 1964
47	George Atkinson	S	Morris Brown 1979
27	Steve Atwater	S	Arkansas 1989-98
67	John Ayers	G	West Texas State 1987

B			
56/65	Jay Bachman	C	Cincinnati 1968-71
75	Bill Bain	T	Southern California 1976, 1978
74	Jerry Baker	T	Tulane 1983
79	Chris Banks	G	Kansas 1998
85	Mike Barber	TE	Louisiana Tech 1985
62	Ernie Barnes	G	North Carolina College 1963-64
73	Walter Barnes	DE	Nebraska 1969-71
86	Dean Barnett	TE	Nevada-Las Vegas 1983
42	Odell Barry	HB	Findlay 1964-65
52	James Barton	C	Marshall 1961-62
54	Rick Baska	LB	UCLA 1976-77
46	Norman Bass	DB	Pacific 1964
64	Scott Beavers	G	Georgia Tech 1990
85	Tom Beer	TE	Houston 1967-69
56	Dave Behrman	C	Michigan State 1967
73	Kevin Belcher	T	Wisconsin 1987
20	Henry Bell	HB	No college 1960
35	Ken Bell	RB-WR	Boston College 1986-89
3	Scott Bentley	PK	Florida State 1997
43	Frank Bernardi	DB	Colorado 1960
74	Lee Bernet	T	Wisconsin 1965-66
33	Rod Bernstine	RB	Texas A&M 1993-95
54	Keith Bishop	C-G	Baylor 1980, 1982-89
24	Tony Boddie	RB	Montana State 1986-87
82/83	Melvin Bonner	WR	Baylor 1993-94
89	Gordon Bowdell	WR	Michigan State 1971
65	Walt Bowyer	DE	Arizona State 1983-84, 1987-88
77	Greg Boyd	DE	San Diego State 1980-82
52	Greg Bracelin	LB	California 1980
23	Ronnie Bradford	DB	Colorado 1993-95
24	Phil Brady	S	Brigham Young 1969
56	John Bramlett	LB	Memphis State 1965-66
32	Melvin Bratton	RB	Miami, Fla. 1989-90
34	Tyrone Braxton	DB	North Dakota State 1987-93, 1995-98
19	Don Breaux	QB	McNeese State 1963
76	Bob Breitenstein	T	Tulsa 1965-67



26	Chris Brewer	RB	Arizona 1984
15	Marlin Briscoe	QB	Omaha 1968
6	Bubby Brister	QB	Northeast Louisiana 1997-98
36	John W. (Red) Brodnax	FB	Louisiana State 1960
56	Michael Brooks	LB	Louisiana State 1987-92
87	Boyd Brown	TE	Alcorn State 1974-76
89	Clay Brown	TE	Brigham Young 1983
73	Cyron Brown	DE	Western Illinois 1998
26	Eric Brown	S	Mississippi State 1998
34/40	Hardy Brown	LB	Tulsa 1960
70	Jamie Brown	T	Florida A&M 1995-97
55	Ken Brown	LB	Virginia Tech 1995
55	Ken Brown	C	New Mexico 1979
82	Laron Brown	WR	Texas 1987
24	Willie Brown	DB	Grambling 1963-66
64/68/72	Sam Brunelli	G	Colorado State 1966-71
82	Larry Brunson	WR	Colorado 1980
64	Bill Bryan	C	Duke 1977-88
95	Steve Bryan	DE/LB	Oklahoma 1987-88
80	Tom Buckman	TE	Texas A&M 1969
33	Fred Bukaty	FB	Kansas 1961
60	Joe Burch	C	Texas Southern 1994
21	Bobby Burnett	RB	Arkansas 1969
56	Keith Burns	LB	Oklahoma State 1994-98
41	George Burrell	S	Pennsylvania 1969
58	Steve Busick	LB	Southern California 1981-85
21/22	Gerry Bussell	DB	Georgia Tech 1965
51	Bill Butler	LB	San Fernando Valley 1970
28	Butler By'not'e	CB	Ohio State 1994
24	George (Butch) Byrd	DB	Boston University 1971

C			
59	Glenn Cadrez	LB	Houston 1995-98
28	Scott Caldwell	RB	Texas-Arlington 1987
79	Carter Campbell	DE	Weber State 1971
86	Jeff Campbell	WR	Colorado 1994
67	Mark Campbell	DT	Florida 1996
35	Larry Canada	FB	Wisconsin 1978-79, 1981
40	Albert R. Carmichael	HB	Southern California 1960-61
40	Paul Carmichael	HB	El Camino J.C. 1965
86	Don Carothers	E	Bradley 1960
89	Kenneth L. Carpenter	E	Oregon State 1960
92	Alphonso Carreker	DE	Florida State 1989, 1991
29	Darren Carrington	CB	Northern Arizona 1989
89	Dwayne Carswell	TE	Liberty 1994-98
68	Rubin Carter	DT	Miami, Fla. 1975-86
51	Tim Casey	LB	Oregon 1969
66	John E. Cash	E	Allen 1961-62
45	Tom Cassese	DB	C.W. Post 1967
28	Jeremiah Castille	CB	Alabama 1987-88
40	Grady Cavness	CB	Texas-El Paso 1969
86	Byron Chamberlain	TE	Wayne State 1995-98
79	Barney Chavous	DE	South Carolina State 1973-85
15	Max Choboian	QB	San Fernando State 1966
78	Tom Cichowski	T	Maryland 1968-69
54	Ralph Cindrich	LB	Pittsburgh 1974
78	Brian Clark	T	Clemson 1982
43	Derrick Clark	RB	Evangel College 1994
20/27	Kevin Clark	DB	San Jose State 1987-88, 1990-91
73	Kelvin Clark	T	Nebraska 1979-81
15	Mike Clendenen	K	Houston 1987
48	George Coghill	S	Wake Forest 1998
26	Don Coffey	E	Memphis State 1963
76	Steve Coleman	DE	Delaware State 1974
69	Tony Colorito	NT	Southern California 1986
59	Darren Comeaux	LB	Arizona State 1982-86
80	Ed Cooke	DE	Maryland 1964-65
63	Mark Cooper	G/T	Miami, Fla. 1983-87
25	Kip Corrington	S	Texas A&M 1989-90
63	Dave Costa	DT	Utah 1967-71
66	Bill Cottrell	G	Delaware Valley 1972
66/77	Larry Cox	DT	Abilene Christian 1966-68
41	Eric Crabtree	FL	Pittsburgh 1966-68

BRONCOS ALL-TIME ROSTER, CONT.

68	Gary Crane	LB	Arkansas State	1969
29	Aaron Craver	RB	Fresno State	1995-96
33	Willis Crenshaw	FB	Kansas State	1970
53/78	Ken Criter	LB	Wisconsin	1969-74
39	Ray Crockett	CB	Baylor	1994-98
51	Mike Croel	LB	Nebraska	1991-94
54	Ed Cummings	LB	Stanford	1965
50	Carl Cunningham	LB	Houston	1967-70
74	Mike Current	T	Ohio State	1967-75
58	Scott Curtis	LB	New Hampshire	1989-90

D

5	Brad Daluiso	K	UCLA	1992
75	Eldon V. Danenhauer	T	Pittsburg (Kan.)	1960-65
76	William A. Danenhauer	E	Emporia College	1960
62	Jeff Davidson	G/T	Ohio State	1990-92
32	Dick Davis	RB	Nebraska	1970
62	Jack T. Davis	T	Arizona	1960
78	Marvin Davis	DT	Wichita State	1966
30	Terrell Davis	RB	Georgia	1995-98
33	Joe Dawkins	RB	Wisconsin	1971-73
84	Albert E. Day	T	Eastern Michigan	1960
17	Steve DeBerg	QB	San Jose State	1981-83
39	Robert Delpino	RB	Missouri	1993
55	Rick Dennison	LB	Colorado State	1982-90
88	Al Denson	FL	Florida A&M	1964-70
65	John Denvir	G	Colorado	1962
63	David Diaz-Infante	G/C	San Jose State	1996-98
71	Wallace Dickey	T	Southwest Texas State	1968-69
35	Richard L. (Bo) Dickinson	FB	Southern Mississippi	1962-63
10	Doug (Bucky) Dilts	P	Georgia	1977-78
29	Charles Dimry	CB	Nevada-Las Vegas	1991-93
30	Hewitt Dixon	FB/TE	Florida A&M	1963-65
31	Zachary Dixon	RB	Temple	1979
2	Joe DiVito	QB	Boston College	1968
33	Dedrick Dodge	S	Florida State	1997
59	Kirk Dodge	LB	Nevada-Las Vegas	1987
82	Jack Dolbin	WR	Wake Forest	1975-79
76	Tom Domres	DT	Wisconsin	1971-72
54	Mitch Donahue	LB	Wyoming	1993-94
33	Tony Dorsett	RB	Pittsburgh	1988-89
45	Gary Downs	RB	North Carolina State	1995
14	Richard A. (Skip) Doyle	HB	Ohio State	1960
99	Shane Dronett	DE	Texas	1992-95
76	Tom Drougas	T	Oregon	1974
97	Darren Drozdov	DT	Maryland	1993-94
32	Joe Dudek	RB	Plymouth State	1987
4	Rick Duncan	K	Eastern Montana	1967
21	Myron Dupree	CB	North Carolina Central	1983
55	Pete Duranko	DE	Notre Dame	1967-70, 72-74

E

24	Booker Edgersson	CB	Western Illinois	1970
85	Ron Egloff	TE	Wisconsin	1977-83
1	Jason Elam	K	Hawaii	1993-98
62	Jim Elfrid	LB	Colorado State	1961
7	John Elway	QB	Stanford	1983-98
89	John Embree	WR	Compton J.C.	1969-70
14	George Hunter Enis	QB	Texas Christian	1962
88	Pat Epperson	E	Adams State	1960
53	Tom Erlandson	LB	Washington State	1962-65
16	Mike Ernst	QB	Cal State Fullerton	1972
46	Terry Erwin	HB	Boston College	1968
40	Jay Dale Evans	HB	Kansas City	1961
88	Jerry Evans	TE	Toledo	1993-95
56	Larry Evans	LB	Mississippi College	1976-82
35	Blake Ezor	RB	Michigan State	1990

F

86	Stan Fanning	DE	Idaho	1964
44	Miller Farr	DB	Wichita State	1965

63	Sean Farrell	G	Penn State	1990-91
37	Steve Fitzhugh	DB	Miami (Ohio)	1987
20	Billy Ray Fletcher	E	Memphis State	1966
73	Simon Fletcher	LB/DE	Houston	1985-95
61	Eric Floyd	OL	Auburn	1995
43	Steve Foley	DB	Tulane	1976-86
32	Garrett Ford	FB	West Virginia	1968
57	Fred Forsberg	LB	Washington	1968, 70-73
84	Jason Franci	E	Santa Barbara	1966
31	Mike Francowiak	RB	Central Michigan	1975-76
51/55	Jim Fraser	LB/P	Wisconsin	1962-64
42	Al Frazier	HB	Florida A&M	1961-63
86	Marv Frazier	WR	Cheyney State	1973-75
62	Mike Freeman	G	Arizona	1984, 1986-87
68	Russell Freeman	T	Georgia Tech	1992-94
24	Randy Fuller	CB	Tennessee State	1994
2	Will Furrer	QB	Virginia Tech	1994

G

64	George Gaiser	T	Southern Methodist	1968
28	Bob Galters	HB	New Mexico State	1963
99	David Galloway	DE	Florida	1990
82	David Gamble	WR	New Hampshire	1997
52	Dave Garnett	LB	Stanford	1995
66	Scott Garnett	NT	Washington	1984
23	Drake Garrett	DB	Michigan State	1968-70
61	Charles E. Gavin	DE	Tennessee State	1960-63
92	Ron Geater	NT	Iowa	1992
79	Jumpy Geathers	DT	Wichita State	1996-97
57	Bob Geddes	LB	UCLA	1972
40	Jack Gehrke	WR	Utah	1971
6	Ralph Giacommaro	P	Penn State	1987
90	Freddie Gilbert	DE	Georgia	1986-88
2/30	Cookie Gilchrist	FB	No college	1965, 1967
17	Scotty Glacken	QB	Duke	1966-67
49	Glenn Glass	DB	Tennessee	1966
62	Tom Glassic	G	Virginia	1976-83
67	George Goeddeke	G	Notre Dame	1967-72
23	Austin (Goose) Gonsoulin	DB	Baylor	1960-66
79	John Gonzaga	G	No college	1966
62	Brian Goodman	G	UCLA	1975
64	Harvey Goodman	G	Colorado	1976
28	Cornell Gordon	CB	North Carolina A&T	1970-72
21/23	Darrien Gordon	CB	Stanford	1997-98
83	Sam Graddy	WR	Tennessee	1987-88
52/53	Randy Gradishar	LB	Ohio State	1974-83
58/83	Tom Graham	LB	Oregon	1972-74
35	John Granby	S	Virginia Tech	1992
63	John Grant	DT/DE	Southern California	1973-79
72	Marsharne Graves	T	Arizona	1984
28	Gaston Green	RB	UCLA	1991-92
87	Paul Green	TE	Southern California	1989
85	Willie Green	WR	Mississippi	1997-98
20	Charles Greer	DB	Colorado	1968-74
85	James D. Greer	E	Elizabeth City State	1960
14	Brian Griesse	QB	Michigan	1998
46	John Griffin	HB	Memphis State	1964-66
29	Howard Griffith	FB	Illinois	1997-98
89	Bill Groman	HB/E	Heidelberg	1963
77	Dick Guesman	T-K	West Virginia	1964
37	Kevin Guidry	CB	Louisiana State	1988
53	Donald Gulseth	LB	North Dakota	1966
63	Melwood N. (Buzz) Guy	G	Duke	1961-62

H

75	Brian Habib	G	Washington	1993-97
48	Dale Hackbart	S	Wisconsin	1973
85	Joey Hackett	TE	Elon College	1986
84	Mike Haffner	E	UCLA	1968-70
54	Britt Hager	LB	Texas	1995-96
22	Steve Haggerty	DB	Colorado	1975
26	Chris Hale	DB	Southern California	1993
93	Ronnie Haliburton	LB	Louisiana State	1990-91

BRONCOS ALL-TIME ROSTER, CONT.

40	Darryl Hall	S	Washington	1993-94
69	Darrell Hamilton	T	North Carolina	1989-91
72	Wayne Hammond	DT	Montana State	1976
23	Billy Hardee	DB	Virginia Tech	1976
31	Mike Harden	CB/S	Michigan	1980-88
78	Archie Harris	OL	William and Mary	1987
47	Tony Harris	WR	Toledo	1972
82	Dwight Harrison	WR	Texas A&I	1971-72
27	Maurice Harvey	DB	Ball State	1978, 1980
52	Richard Harvey	LB	Tulane	1994
96	Harald Hasselbach	DE	Washington	1994-98
67	Johnny Ray Hatley	T	Sul Ross State	1960
37	Tim Hauck	S	Montana	1995-96
71	Arthur A. Hauser	T	Xavier	1961
29/33	Wendell Hayes	HB	Humboldt State	1965-67
28	Abner Haynes	HB	North Texas State	1965-66
36	Mark Haynes	CB	Colorado	1986-89
23	Alfred Haywood	RB	Bethune-Cookman	1975
22	Vaughn Hebron	RB	Virginia Tech	1996-98
24	Wymon Henderson	CB	Nevada-Las Vegas	1989-92
86	Jerry Hendren	WR	Idaho	1970
68	Brad Henke	DE/NT	Arizona	1989
89	Gary Henson	E	Colorado	1964
43	Lonnie Hepburn	CB	Texas Southern	1974
16	George W. Herring	QB/P	Southern Mississippi	1960-61
10	Mark Herrmann	QB	Purdue	1981-82
50	Jon Hesse	LB	Nebraska	1997
31	Bo Hickey	FB	Maryland	1967
28	Clifford Hicks	CB	Oregon	1995
56/65	Walter Highsmith	C	Florida A&M	1968-69
84	Jack Hill	HB	Utah State	1961
21	Randy Hilliard	CB	Northwestern (La.) State	1994-97
23	George Hoey	DB	Michigan	1975
87	John Hoffman	DE	Hawaii	1972
64	John Hohman	G	Wisconsin	1965-66
34	Gus Holloman	DB	Houston	1968-69
73	Shawn Hollingsworth	T	Angelo St.	1983
90	Ron Holmes	DE	Washington	1989-92
73/74	Gordon Holz	DT	Minnesota	1960-63
74/78	Winford Hood	G/T	Georgia	1984-88
50	Jerry Hopkins	LB	Texas A&M	1963-66
2	Mike Horan	P	Long Beach State	1986-92
13	Don Horn	QB	San Diego State	1971-72
60	Paul Howard	G	Brigham Young	1973-75, 1977-86
3	Bobby Howfield	K	No college	1968-70
57	John Huard	LB	Maine	1967-69
53	Robert Hudson	LB	Clemson	1960-61
14/16	John Hufnagel	QB	Penn State	1974-75
26	Bobby Humphrey	RB	Alabama	1989-91
2	Bob Humphreys	K	Wichita State	1967-68
79	Stefan Humphries	G	Michigan	1987-88
98	Ricky Hunley	LB	Arizona	1984-87
25	Daniel Hunter	CB	Henderson State	1985-86
65/67	Glenn Hyde	G-T	Pittsburgh	1976-81, 1984-85

73	Martin Imhof	DE	San Diego State	1976
62	Jerry Inman	DT	Oregon	1966-71, 73

29	Bernard Jackson	DB	Washington State	1977-80
68	Larron Jackson	G	Missouri	1971-74
78	Larry Jackson	DE	Texas A&M	1995
80	Mark Jackson	WR	Purdue	1986-92
87	Richard Jackson	DE	Southern	1967-72
25/28	Roger Jackson	DB	Bethune-Cookman	1982-85, 1987
57	Tom Jackson	LB	Louisville	1973-86
52	Frank Jackunas	C	Detroit	1963
50	Ray Jacobs	LB	North Carolina	1994-95
83	Ray Jacobs	DT	Howard Payne	1963-66

20	Tory James	CB	Louisiana State	1996-98
70	Charlie Janerette	DT	Penn State	1964-65
26	Tom Janik	DB/P	Texas A&I	1963-64
43	Pete Jaquess	DB	Eastern New Mexico	1967-70
81/82	Patrick Jeffers	WR	Virginia	1996-97
30	Jim Jensen	RB	Iowa	1977, 1979-80
81	William Jessup	E	Southern California	1960
51	Eugene Jeter	LB	Arkansas AM&N	1965-67
3	William (Billy) Joe	FB	Villanova	1963-64
86	Barry Johnson	WR	Maryland	1991
86	Butch Johnson	WR	Cal-Riverside	1984-85
12	Charley Johnson	QB	New Mexico State	1972-75
66	Chuck Johnson	T	Texas	1992-93
25	Darrius Johnson	CB	Oklahoma	1996-98
21	Earl Johnson	DB	South Carolina	1987
87	Jason Johnson	WR	Illinois State	1988
89	Reggie Johnson	TE	Florida State	1991-93
82	Vance Johnson	WR	Arizona	1985-93, 1995
95	Tim Joiner	LB	Louisiana State	1987
26	Calvin Jones	CB	Washington	1973-76
53	Danté Jones	LB	Oklahoma	1995
69	David Jones	OL	Texas	1987
20	Daryll Jones	DB	Georgia	1987
72	Ernest Jones	DE	Oregon	1996-98
35	Henry Jones	RB	Grambling	1969
93	James Jones	DT	Northern Iowa	1995
80	Jimmy Jones	WR	Wisconsin	1968
60	K.C. Jones	C	Miami, Fla.	1997-98
32	Leonard Jones	DB	Texas State	1987
31	Rondell Jones	S	North Carolina	1993-96
75	Rulon Jones	DE	Utah State	1980-88
	Selwyn Jones	CB	Colorado State	(IR) 1997
77	Tony Jones	T	Western Carolina	1997-98
31	Victor Jones	RB	Louisiana State	1992
54/85	Larry Jordan	E/LB	Youngstown	1962, 1964
83	Donald G. Joyce	E	Tulane	1962
99	Seth Joyner	LB	Texas-El Paso	1998
66	Jim Juriga	T/G	Illinois	1988-90

55	John Kacherski	LB	Ohio State	1992
59	Larry Kaminski	C	Purdue	1966-73
72	Bob Kampa	DT	California	1974
12	Ken Karcher	QB	Tulane	1987-88
3	Rich Karlis	K	Cincinnati	1982-88
72	Keith Kartz	C-T	California	1987-94
88	Clarence Kay	TE	Georgia	1984-92
61	Bill Keating	DT	Michigan	1966-67
32	Mike Kellogg	FB	Santa Clara	1966-67
86/87	Pat Kelly	TE	Syracuse	1988-89
68	Crawford Ker	G	Florida	1991
32	Jon Keyworth	RB	Colorado	1974-80
33	Jim Kiick	RB	Wyoming	1976-77
80/82	Tony Kimbrough	WR	Jackson State	1993-94
81	Todd Kinchen	WR	Louisiana State	1996
70	Donald W. King	E	Kentucky	1960
84	Vince Kinney	WR	Maryland	1978-79
97	Bruce Klostermann	LB	South Dakota State	1987-89
16	Jeff Knapple	QB	Northern Colorado	1980
99	Shawn Knight	NT	Brigham Young	1988
56	Mike Knox	LB	Nebraska	1987
73	Robert E. Konovsky	E	Wisconsin	1961
71	Greg Kragen	NT	Utah State	1985-93
86	Jim Krieg	WR	Washington	1972
12	Gary Kroner	K	Wisconsin	1965-67
52	Ray Kubala	CB	Texas A&M	1964-67
8	Gary Kubiak	QB	Texas A&M	1983-91
52	Frank W. Kuchta	C	Notre Dame	1960
22	Aaron Kyle	DB	Wyoming	1980-82

40	Ron Lamb	FB	South Carolina	1968
51/76	Gordon Lambert	LB	Tennessee-Martin	1968-69



BRONCOS ALL-TIME ROSTER, CONT.

50	Pat Lamberti, Jr.	LB	Richmond	1961
33	Gene Lang	RB	Louisiana State	1984-87
21	Le-Lo Lang	CB	Washington	1990-93
67/76	Ken Lanier	T	Florida State	1981-92, 94
80	Dan LaRose	DE	Missouri	1966
77	Carl James Larpenter	G	Texas	1960-61
87	Bill Larson	TE	Colorado State	1980
45	Bill Laskey	LB	Michigan	1973-74
73	Isaac T. Lassiter	E	St. Augustine	1962-64
75	Kit Lathrop	DE	Arizona State	1979
72	Don Latimer	DT	Miami, Fla.	1978-83
10	Jim Leclair	QB	C.W. Post	1967-68
53	Roger LeClerc	C	Trinity (Conn.)	1967
15	Jacky Lee	QB	Cincinnati	1964-65
68	Larry Lee	C/G	UCLA	1987
81	Max Leetzow	DE	Idaho	1965-66
54	Mike Lemon	LB	Kansas	1975
28	Jack Lentz	S	Holy Cross	1967-68
78	Matt Lepsis	T	Colorado	1998
26	Darrell Lester	FB	McNeese State	1965-66
20/41	Greg Lewis	RB	Washington	1991-92
48	Herman Lewis	DE	Virginia Union	1968
8	Jeff Lewis	QB	Northern Arizona	1996-97
22	Tony Lilly	S	Florida	1984-87
33	Hub Lindsey	HB	Wyoming	1968
14	Pete Liske	QB	Penn State	1969-70
44	Floyd Little	HB	Syracuse	1967-75
74	Bill Lobenstein	DL	Wisconsin-Whitewater	1987
89	Kerry Locklin	TE	New Mexico State	1987
97	Mike Lodish	DT	UCLA	1995-98
89	Dave Logan	WR	Colorado	1984
31	Derek Loville	RB	Oregon	1997-98
58/59	Tim Lucas	LB	California	1987-93
21	Tommy Luke	LB	Mississippi	1968
22	Fran Lynch	HB	Hofstra	1967-76
37	Anthony Lynn	RB	Texas Tech	1993, 1997-98
61	Tom Lyons	G	Georgia	1971-76
41	Rob Lytle	TE/RB	Michigan	1977-83

M

52	Dan MacDonald	LB	Idaho State	1987
8	Tommy Maddox	QB	UCLA	1992-93
78	Don Maggs	G/T	Tulane	1993-94
33	Ernest G. (Pete) Mangum	LB	Mississippi	1960
83	Wade Manning	WR	Ohio State	1981-82
66	Brisen Manor	DE	Arkansas	1977-84
50	Bobby Maples	C	Baylor	1972-78
86	Arthur Marshall	WR	Georgia	1992-93
43	Charles E. Marshall	HB	Oregon State	1962
29	Warren Marshall	RB	James Madison	1987
47	Paul Martha	S	Pittsburgh	1970
83/85	Rick Massie	WR	Kentucky	1987-88
81	Billy Masters	TE	Louisiana State	1970-74
73	Pat Matson	G	Oregon	1966-67
55	Archie Matsos	LB	Michigan State	1966
76/77	Jack Mattox	T	Fresno State	1961-62
55	Marv Matuszak	LB	Tulsa	1964
74	Andy Maurer	T	Oregon	1977
14	Dean May	QB	Louisville	1987
56	Ray May	LB	Southern California	1973-75
87	Ed McCaffrey	WR	Stanford	1995-98
40	Brendan McCarthy	FB	Boston College	1968-69
10/11	John McCormick	QB	Massachusetts	1963, 65-66, 68
96	Jake McCullough	DE	Clemson	1989-90
67	Robert V. McCullough	G	Colorado	1962-65
33	Lawrence McCutcheon	RB	Colorado State	1980
54	Ed (Wahoo) McDaniel	LB	Oklahoma	1961-63
82	Orlando McDaniel	WR	Louisiana State	1982
68	Reggie McElroy	G/T	West Texas State	1995-96
64	Lewis B. (Bud) McFadin	DT	Texas	1960-63



47	John McGeever	DB	Auburn	1962-65
89	Keli McGregor	TE	Colorado State	1985
16	Monte McGuire	QB	Texas Tech	1987
56	Bill McKoy	LB	Purdue	1970-72
28	Tim McKyer	CB	Texas-Arlington	1997
68	Ron McLean	DL	Cal State Fullerton	1987
45	James R. McMillin	DB	Colorado State	1960-62, 1964-65
41	Robert McNamara	HB	Minnesota	1960-61
77/97	Karl Mecklenburg	LB/DE	Minnesota	1983-94
61	Bob Meeks	C	Auburn	1992-94
64	Jon Melander	G	Minnesota	1993-94
59	Mark Merrill	LB	Minnesota	1981-82
46/87	Bobby Micho	RB/TE	Texas	1986-87
22	Glyn Milburn	RB	Stanford	1993-95
17	Hugh Millen	QB	Washington	1994-95
83	Anthony Miller	WR	Tennessee	1994-96
52	Jeff Mills	LB	Nebraska	1990-93
21	Eugene Mingo	HB/K	No college	1960-64
71	Claudia Minor	T	San Diego State	1974-82
20	Tommy Earl Minter	HB	Baylor	1962
67	Dean Miraldi	T	Utah	1985
75	Rex Mirich	DE	Northern Arizona	1967-69
49	Alvin Mitchell	S/WR	Morgan State	1970
27	Charlie Mitchell	HB	Washington	1963-67
41	Leroy Mitchell	CB	Texas Southern	1971-73
51	John Mobley	LB	Kutztown	1996-98
89	Orson Mobley	TE	Salem College (W.V.)	1986-90
22	Alton Montgomery	S/CB	Houston	1990-92
78	Marv Montgomery	T	Southern California	1971-76
21	Randy Montgomery	CB	Weber State	1971-73
52	Mike Montler	C	Colorado	1977
2	Alex Moore	HB	Norfolk State	1968
87	Bob Moore	TE	Stanford	1978
78	Leroy Moore	DE	Fort Valley State	1964-65
76	Randy Moore	DT	Arizona State	1976
12	Shawn Moore	QB	Virginia	1991-93
86	Emery Moorehead	WR/RB	Colorado	1980
7	Craig Morton	QB	California	1977-82
25	Haven Moses	WR	San Diego State	1972-81
85	John Mosier	TE	Kansas	1971
86	Bobby Moten	TE	Bishop College	1968
51	Marc Munford	LB	Nebraska	1987-90
57	Mark Murray	LB	Florida	1991
14	Bill Musgrave	QB	Oregon	1995-96
29	Wilbur Myers	S	Delta State	1983
39	Jesse Myles	RB	Louisiana State	1983-84
54	Chip Myrtle	LB	Maryland	1967-72

N

58	Rob Nairne	LB	Oregon State	1977-80
66	Tom Nalen	C	Boston College	1994-98
82	Marcus Nash	WR	Tennessee	1998
84	Ricky Nattiel	WR	Florida	1987-92
62	Dan Neil	C/G	Texas	1997-98
80	Ron Nery	E	Wisconsin	1963
76	Tom Neville	T	Mississippi State	1978
51	Lee (Mike) Nichols	C	Arkansas A&M	1960-61
43	John Nocera	LB	Iowa	1963
68	Tom Nomina	T	Miami (Ohio)	1963-65
38	Ben Norman	RB	Colorado State	1980
1/4	Chris Norman	P	South Carolina	1984-86
15	Philip H. Nugent	HB	Tulane	1961

O

27	Tom Oberg	S	Portland State	1968-69
88	Riley Odums	TE	Houston	1972-83
42	Muhammad Oliver	DB	Oregon	1992
58	Phil Olsen	C	Utah State	1975-76
76	Harold Olson	T	Clemson	1963-64
0	John Olszewski	FB	California	1962
66	Jim O'Malley	LB	Notre Dame	1973-75
91	Willie Oshodin	DE	Villanova	1993-95



BRONCOS ALL-TIME ROSTER, CONT.

P			
23	Chris Pane	DB	Chico State 1976-79
56	Don Parish	LB	Stanford 1972
60	Ernie Park	G	McMurray College 1967
60	Charlie Parker	G	Southern Mississippi 1965
1	Daren Parker	P	South Carolina 1992
74	Scott Parrish	T	Utah State 1976
24	Rick Parros	RB	Utah State 1981-84
12	Al Pastrana	QB	Maryland 1969-70
28	Tito Paul	CB	Ohio State 1998
88	Russell Payne	TE	Appalachian State 1987
71	Jack Peavey	OL	Troy State 1987
12	Craig Penrose	QB	San Diego State 1976-79
71	James W. Perkins	T	Colorado 1962-64
33/35	Lonnie Perrin	RB	Illinois 1976-78
60	Gerald Perry	G/T	Southern University 1988-90
95	Michael Dean Perry	DT	Clemson 1995-97
33	Robert Perryman	FB	Michigan 1991-92
77	Anton Peters	T	Florida 1963
26	Lyle Pickens	DB	Colorado 1987
48	John Pitts	S	Arizona State 1973-75
82	Dave Pivec	TE	Notre Dame 1969
38	Bruce Plummer	DB	Mississippi State 1987-88, 1990
22	Bobby Ply	DB	Baylor 1967
21	Randy Polt	DB	Stanford 1975-77
47	David Poole	DB	Carson-Newman 1993
34	Nathan Poole	RB	Louisville 1982-83, 1985, 1987
31	Kerry Porter	RB	Washington State 1990
23	Dickie Post	RB	Houston 1971
91	Warren Powers	DE	Maryland 1989-91
88	Eugene Prebola	E	Boston University 1961-63
23	Steve Preece	S	Oregon State 1972
46	Dave Preston	HB	Bowling Green 1978-83
11	Luke Prestidge	P	Baylor 1979-83
56	James Price	LB	Auburn 1964
25	Errol Prisby	DB	Cincinnati 1967
81	Mike Pritchard	WR	Colorado 1994-95
93	Trevor Pryce	DT	Clemson 1997-98
83	John J. Pyeatt	HB	No college 1960

Q			
26	Frank Quayle	RB	Virginia 1969

R			
78	Bruce Radford	DE	Grambling 1979
10	Steve Ramsey	QB	North Texas State 1971-76
	Leo T. Reed	T	Colorado State 1961
32	Tony Reed	RB	Colorado 1981
74	Dan Remsberg	T	Abilene Christian 1986-87
40	Randy Rich	DB	New Mexico 1977
43	Bob Richardson	DB	UCLA 1966
99	David Richie	DT	Washington 1997
58	Frank Richter	LB	Georgia 1967-69
26	Larry Riley	DB	Salem College (W.V.) 1977
38	Reggie Rivers	RB	Southwest Texas State 1991-96
59	Joe Rizzo	LB	Merchant Marines 1974-80
48	Randy Robbins	DB	Arizona 1984-91
36	Frank Robinson	CB	Boise State 1992-93
94	Jeff Robinson	DE	Idaho 1993-96
95	Jeroy Robinson	LB	Texas A&M 1990
17	Matt Robinson	QB	Georgia 1980
77	Alden Roche	DE	Southern University 1970
4	Ruben Rodriguez	P	Arizona 1992
68	William E. Roehnell	LB	Bradley 1961-62
73	Stan Rogers	T	Maryland 1975
35	David S. Rolle	FB	Oklahoma 1960-61
53	Bill Romanowski	LB	Boston College 1996-98
42	Albert Romine	HB	Florence State 1960
81	Barry Rose	WR	Wisconsin-Stevens Point 1993



30	Oliver Ross	RB	Alabama A&M 1973-75
11	Tobin Rote	QB	Rice 1966
16	Tom Rouen	P	Colorado 1993-98
33	Justin D. Rowland	HB	Texas Christian 1962
46	John Rowser	DB	Michigan 1974-76
11	T.J. Rubley	QB	Tulsa 1996
40	Martin Rudolph	DB	Arizona 1987
57	Mike Ruether	C	Texas 1988-89
58	Steve Russ	LB	Air Force 1997-98
39	Darryl Russell	DB	Appalachian State 1987
85	Derek Russell	WR	Arkansas 1991-94
42	Leonard Russell	RB	Arizona State 1994
50	Jim Ryan	LB	William and Mary 1979-88
80	Tom Rychlec	E	American International 1963

S			
26	George Saimes	S	Michigan State 1970-72
74	Harvey Salem	T	California 1991
84	Clint Sampson	WR	San Diego State 1983-86
55	Glenell Sanders	LB	Louisiana Tech 1994
83	John Sawyer	TE	Southern Mississippi 1983-84
54	Ron Sbranti	LB	Utah State 1966
82	Robert Scarpitto	WR/P	Notre Dame 1962-67
67	Carl Schaukowitz	G	Penn State 1975
67	Steve Schindler	G	Boston College 1977-78
69	Mark Schlereth	G	Idaho 1995-98
64	Mike Schnitker	G	Colorado 1969-74
74	Bill Schultz	T	Southern California 1995
84/86	John Schultz	WR	Maryland 1976-78
45	Lew Scott	DB	Oregon State 1966
76	Kirk Scrafford	T	Montana 1993-94
35	James H. Sears	H B	Southern California 1960-61
21	Goldie Sellers	DB	Grambling 1966-67
45	Jeff Severson	DB	Long Beach State 1975
30	Steve Sewell	RB/WR	Oklahoma 1985-92
65	Don Shackelford	G	Pacific 1964
75	Rick Sharp	T	Washington 1972
81/84	Shannon Sharpe	TE	Savannah State 1990-98
17	George H. Shaw	QB	Oregon 1962
45	Richard Shelton	CB	Liberty 1989
84	Rod Sherman	WR	Southern California 1972
88	Mike Sherrard	WR	UCLA 1996
75	Roger T. Shoals	T	Maryland 1971
63	Laval Short	DT	Colorado 1980
80	Jerry Simmons	WR	Bethune-Cookman 1971-74
51	Leon Simmons	LB	Grambling 1963
51	Mike Simone	LB	Stanford 1972-74
67	Jack M. Simpson	LB	Mississippi 1961
45	John Sklopan	HB	Southern Mississippi 1963
7/14	Milton (Mickey) Slaughter	QB	Louisiana Tech 1963-66
39	Tom Smiley	RB	Lamar Tech 1969
56	Aaron Smith	LB	Utah State 1984
55	Art Smith	LB	Hawaii 1980
26	Ben Smith	CB	Georgia 1994
20	Daniel Eugene Smith	HB	Northeast Oklahoma 1961
49	Dennis Smith	S	Southern California 1981-94
42	Detron Smith	FB	Texas A&M 1996-98
14	Don Smith	G	Florida A&M 1967
75	Ed Smith	DE	Colorado College 1973-75
28	Elliott Smith	CB	Alcorn A&M 1990
72	Harold Smith	T	UCLA 1960
	Hugh B. Smith	E	Kansas 1962
47	James Smith	S	Utah State 1969
57	Matt Smith	LB	West Virginia 1987
65	Monte Smith	G	North Dakota 1989
90	Neil Smith	DE	Nebraska 1997-98
70	Paul Smith	DT/DE	New Mexico 1968-78
45	Perry Smith	DB	Colorado State 1980-81
80	Rod Smith	WR	Missouri Southern 1995-98
32	Sammie Smith	RB	Florida State 1992
71	Willie Smith	G	Michigan 1960
84	Matt Snorton	TE	Michigan State 1964
70	Brian Sochia	NT/DE	Northwestern Oklahoma State 1991-92

BRONCOS ALL-TIME ROSTER, CONT.

39	Roland Solomon	CB	Utah	
51	Henry Sorrell	LB	Chattanooga	1981
78	Rich Stachowski	DE/NT	California	1967
62	Jerry N. Stalcup	LB	Wisconsin	1983
85	Tim Stallworth	WR	Washington State	1961-62
14	Scott Stankavage	QB	North Carolina	1990
46	Bruce Starling	HB	Florida	1984, 1986
23	Larry Steele	P	Santa Rosa	1963
19	Fred Steinfort	K	Boston College	1974
36	James E. Stinnette	FB/LB	Oregon State	1979-81
21	Jesse Stokes	DB	Corpus Christi	1961-62
34	Don E. Stone	FB	Arkansas	1968
82	Otto Stowe	WR	Iowa State	1961-64
22	Robert J. Stransky	HB	Colorado	1974
63	David Strickland	T/G	Memphis State	1960
41	Deon Strother	RB	Southern California	1994
70	Dave Studdard	T	Texas	1979-88
72	Jerry G. Sturm	C/T/G	Illinois	1961-66
60	Nick Subis	G/C	San Diego State	1991
50	John Sullins	LB	Alabama	1992
46	Don Summers	TE	Boise State	1984-85
85	Jim Summers	DB	Michigan State	1967
25	Charles Swann	WR/DB	Indiana State	1994
80	Shane Swanson	WR	Nebraska	1987
74	Harry Swayne	T	Rutgers	1997-98
49	Neal Sweeney	FL	Tulsa	1967
51	Bob Swenson	LB	California	1975-79, 1981-83
23	Gene Sykes	DB	Louisiana State	1967
94	Jim Szymanski	DE	Michigan State	1990-91

T

64	Ralph Tamm	G/C	West Chester	1995-96
98	Maa Tanuvasa	DT	Hawaii	1995-98
65	George Tarasovic	DE	Louisiana State	1967
41	Jerry L. Tarr	E	Oregon	1962
95	Alphonso Taylor	DT	Temple	1993
81	Kitrick Taylor	WR	Washington State	1993
87	Lionel T. Taylor	E	New Mexico Highlands	1960-66
70	Trey Teague	T	Tennessee	1998
13	Steve Tensi	QB	Florida State	1967-70
84	Jim Thibert	LB	Toledo	1965
32	Calvin Thomas	RB	Illinois	1988
48	Earlie Thomas	DB	Colorado State	1975
26	Eric Thomas	CB	Tulane	1995
26	J. T. Thomas	S	Florida State	1982
82	Zach Thomas	WR/PR	South Carolina State	1983-84
53	Anthony Thompson	LB	East Carolina	1990
61	Arland Thompson	G	Baylor	1980
36	Bill Thompson	DB	Maryland State	1969-81
76	Broderick Thompson	T	Kansas	1995-96
77	Jim Thompson	DT	Southern Illinois	1965
4	Robert Thompson	WR	Youngstown State	1987
87	Cedric Tillman	WR	Alcorn State	1992-94
51	Dave Tobey	LB	Oregon	1968
61	Andre Townsend	DE/NT	Mississippi	1984-90
54/94	Keith Traylor	LB	Central State (Okla.)	1991-92, 1997-98
20	Jerry Traynham	HB	Southern California	1961
9	David Treadwell	K	Clemson	1989-92
37	Steve Trimble	DB	Maryland	1981-83
18	Frank Tripucka	QB	Notre Dame	1960-63
91	Jeff Tupper	DL	Oklahoma	1987
55	Godwin Turk	LB	Southern	1976-78
35	Clem Turner	RB	Cincinnati	1970-72
15	Jim Turner	K	Utah State	1971-79
23	Maurice Tyler	S	Morgan State	1973-74
72	Richard Tyson	G	Tulsa	1967

U

67	Keith Uecker	T	Auburn	1982-83
80	Rick Upchurch	WR	Minnesota	1975-83
50	Olen Underwood	LB	Texas	1971

V

42	Bill Van Heusen	WR/P	Maryland	1968-76
61	Bob Vaughan	G	Mississippi	1968
32	Tony Veland	S	Nebraska	1997
86	Chris Verhulst	TE	Chico State	1990
65	Lloyd Voss	T	Nebraska	1972

W

37	Bob Wade	CB	Morgan State	1970
30	Clarence Walker	HB	Southern Illinois	1963
96	Kenny Walker	DE	Nebraska	1991-92
59	Brett Wallerstedt	LB	Arizona State	1994
56	Dave Washington	LB	Alcorn A&M	1971
56	Dave Washington	E	Southern California	1968
84	Gene Washington	WR	Michigan State	1973
48	Lionel Washington	CB	Tulane	1995-96
95	Marvin Washington	DE	Idaho	1998
98	Ted Washington	NT	Louisville	1994
81	Steve Watson	WR	Temple	1979-87
54	Nate Wayne	LB	Mississippi	1998
14	Norris Weese	QB	Mississippi	1976-79
40	Ted Wegert	FB	No college	1960
13	Jack Weil	P	Wyoming	1986
29	Bill West	CB	Tennessee State	1972
40/42	Charlie West	DB	Texas-El Paso	1978-79
20	Willie West	DB	Oregon	1964
89	Max Wettstein	E	Florida State	1966
83	Jim Whalen	TE	Boston College	1970-71
89	Andre White	TE	Florida A&M	1967
78	Jim White	DE	Colorado State	1976
79	Dave Widell	C/G	Boston College	1990-94
67	Doug Widell	G	Boston College	1989-92
47	Gerald Willhite	RB	San Jose State	1982-88
91	Alfred Williams	DE	Colorado	1996-98
90	Dan Williams	DE	Toledo	1993-96
	Harold Williams	HB	Miami (Ohio)	1961
29	Wandy Williams	RB	Hofstra	1969-70
85	Jeff Wilner	TE	Wesleyan (Conn.)	1995
48	Nemiah Wilson	DB	Grambling	1965-67
91	Troy Wilson	DE	Pittsburg State	1995
88	Sir Mawn Wilson	WR	Syracuse	1997
45	Steve Wilson	CB	Howard	1982-88
23	Sammy Winder	RB	Southern Mississippi	1982-90
55	Bryant Winn	LB	Houston	1987
16	Dick Wood	QB	Auburn	1962
52	Ken Woodard	LB	Tuskegee Institute	1982-86
99	Ray Woodard	DE	Texas	1987
85	Chris Woods	WR	Auburn	1989
58	Jack Work	DB	Denver	1960
87	James Earl Wright	HB	Memphis State	1964
35/87	Jim Wright	TE	Texas Christian	1980-85
42	Lonnie Wright	DB	Colorado State	1966-67
20	Louis Wright	CB	San Jose State	1975-86
57/92	Dave Wyman	LB	Stanford	1993-95

Y

76	William G. Yelverton	E	Mississippi	1960
65	Joseph A. Young	E	Arizona	1960-61
83	Michael Young	WR	UCLA	1989-92
60	Robert Young	G	Howard Payne	1966-70

Z

46	Bob Zeman	DB	Wisconsin	1962-63
65	Gary Zimmerman	T	Oregon	1993-97

BRONCOS ALL-TIME ROSTER, CONT.

NUMBER OF PLAYERS PER SCHOOL

26	—	Colorado
17	—	Oregon
16	—	Southern California, Wisconsin
15	—	Colorado State, Louisiana State, Texas
14	—	Maryland, UCLA
13	—	Nebraska, Stanford, Washington
12	—	Arizona, Georgia
11	—	Boston College, Utah State
10	—	Houston, Michigan
9	—	Baylor, California, Florida State, Michigan State, Mississippi, San Diego State, Texas A&M, Tulane
8	—	Auburn, Florida A&M, Notre Dame, Ohio State
7	—	Arizona State, Clemson, Florida, Kansas, Oklahoma
6	—	Grambling, Idaho, Illinois, Memphis, Miami (Fla.), Minnesota, Oregon State, Penn State, San Jose State, Southern Mississippi
5	—	Arkansas, Brigham Young, Cincinnati, Pittsburgh, Purdue, Southern, Tennessee, Tulsa, Washington St., Wyoming
4	—	Alcorn State, Hawaii, Louisville, Nevada-Las Vegas, Mississippi State, North Carolina, South Carolina, Toledo, Utah, Virginia, Virginia Tech, Wichita State
3	—	Alabama, Bethune-Cookman, Duke, Georgia Tech, Iowa, Louisiana Tech, Missouri, Morgan State, New Mexico, Northern Arizona, Pacific, Syracuse, Temple, Texas Christian, Texas-El Paso, Texas Southern, West Virginia
2	—	Ablene Christian, Appalachian State, Boise State, Boston Univ., Bradley, Cal State Fullerton, Chico State, C.W. Post, Fresno State, Hofstra, Howard Payne, Kansas State, Kentucky, Liberty, Long Beach State, McNeese State, Miami (Ohio), Montana, Montana State, New Hampshire, New Mexico State, North Carolina State, North Dakota, North Texas State, Pittsburg State, Richmond, Salem College, South Carolina State, Southern Illinois, Southwest Texas State, Tennessee State, Texas A&I, Texas-Arlington, Texas Tech, Villanova, Wake Forest, Weber State, Western Illinois, West Texas State, William & Mary, Youngstown State
1	—	Adams State, Air Force Academy, Alabama A&M, Allen, American International, Angelo State, Arkansas A&M, Arkansas AM&N, Arkansas State, Ball State, Bishop College, Bowling Green, Carson-Newman, Central Michigan, Central State (Okla.), Chattanooga, Cheyney State, Colorado College, Compton JC, Corpus Christi, Delaware, Delaware State, Delta State, Denver, Detroit, East Carolina, Eastern Michigan, Eastern Montana, East New Mexico, El Camino JC, Elizabeth City State, Elion, Emporia, Evangel, Findlay, Florence State, Fort Valley, Heidelberg, Henderson State, Holy Cross, Howard, Humboldt, Idaho State, Indiana State, Iowa State, Jackson State, James Madison, Kansas City, Kutztown, Lamar Tech, Maine, Marshall, Maryland State, Massachussets, McMurray College, Merchant Marines, Missouri Southern, Morris Brown, New Mexico Highlands, Norfolk, North Carolina A&T, North Carolina Central, North Dakota State, Northeast Louisiana, Northeast Oklahoma, Northern Colorado, Northern Iowa, Northwest Louisiana, Northwest Oklahoma State, Oklahoma State, Omaha, Pennsylvania, Plymouth State, Portland State, Rice, Rutgers, St. Augustine, San Fernando Valley, San Fernando State, Santa Clara, Santa Rosa, Savannah State, South Dakota State, Springfield, Sul Ross State, Tennessee-Martin, Texas State, Trinity (Conn.), Troy State, Tuskegee, UC Riverside, UC Santa Barbara, Virginia Union, Wayne State, Wesleyan (Conn.), West Chester, Western Carolina, Wisconsin-Stevens Point, Wisconsin-Whitewater, Xavier, Yankton.

Seven players did not attend college.

SERVICE

16 YEARS	—	John Elway 1983-98
14 YEARS	—	Tom Jackson 1973-86; Dennis Smith 1981-94.
13 YEARS	—	Barney Chavous 1973-85; Paul Howard 1973-75, 1977-86; Ken Lanier 1981-92, '94; Bill Thompson 1969-81.
12 YEARS	—	Billy Bryan 1977-88; Rubin Carter 1975-86; Karl Mecklenburg 1983-94; Riley Odums 1972-83; Louis Wright 1975-86.
11 YEARS	—	Tyrone Braxton 1987-93, '95-98; Simon Fletcher 1985-95; Steve Foley 1976-86; Paul Smith 1968-78.
10 YEARS	—	Steve Atwater 1989-98; Randy Gradisher 1974-83; Vance Johnson 1985-93, '95; Fran Lynch 1967-76; Haven Moses 1972-81; Jim Ryan 1979-88; Dave Studdard 1979-88.
9 YEARS	—	Keith Bishop 1980, 1982-89; '95-97; Mike Current 1967-75; Rick Dennison 1982-90; Mike Harden 1980-88; Rulon Jones 1980-88; Clarence Kay 1984-92; Greg Kragen 1985-93; Gary Kubiak 1983-91; Floyd Little 1967-75; Claudie Minor 1974-82; Shannon Sharpe 1990-98; Jim Turner 1971-79; Rick Upchurch 1975-83; Billy Van Heusen 1968-76; Steve Watson 1979-87; Sammy Winder 1982-90.
8 YEARS	—	Lyle Alzado 1971-78; Otis Armstrong 1973-80; Tom Glassic 1976-83; Glenn Hyde 1976-81; Larry Kaminski 1966-73; Keith Kartz 1987-94; Brison Manor 1977-84; Randy Robbins 1984-91; Steve Sewell 1985-92; Bob Swenson 1975-79; 1981-83.
7 YEARS	—	Al Denson 1964-70; Pete Duranko 1967-70, 1972-74; Ron Egloff 1977-83; Larry Evans 1976-82; Goose Gonsoulin 1960-66; John Grant 1973-79; Charles Greer 1968-74; Mike Horan 1986-92; Jerry Inman 1966-71; Mark Jackson 1986-92; Rich Karlis 1982-88; Jon Keyworth 1973-79; Tim Lucas 1987-93; Rob Lytle 1977-83; Bobby Maples 1972-78; Joe Rizzo 1974-80; Lionel Taylor 1960-66; Andre Townsend 1984-90; Gerald Willhite 1982-88; Steve Wilson 1982-88.
6 YEARS	—	Sam Brunelli 1966-71; Michael Brooks 1987-92; Ken Criter 1969-74; Eldon Danonhauer 1960-65; Jason Elam 1993-98; George Goeddeke 1967-72; Richard Jackson 1967-72; Don Latimer 1978-83; Tommy Lyons 1971-76; Marv Montgomery 1971-76; Craig Morton 1977-82; Chip Myrtle 1967-72; Dave Preston 1978-83; Steve Ramsey 1971-76; Reggie Rivers 1991-96; Tom Rouen 1993-98; Bob Scarpitto 1962-67; Mike Schnitker 1969-74; Jerry Sturm 1961-66.

BRONCOS ALL-TIME NUMERICAL ROSTER

All-Time Numerical Roster Notes

*Every jersey number has been worn at least once in franchise history.

Numbers Worn Just Once

#0	John Olszewski	FB	62
5	Brad Daluiso	K	92
9	David Treadwell	K	89-92
18	Frank Tripucka	QB	60-63

Players Who Have Worn Two Numbers

Chris Norman	P	# 1, 4
Cookie Gilchrist	RB	2, 30
Mickey Slaughter	QB	7, 14
John McCormick	QB	10, 11
John Hufnagel	QB	14, 16
Kevin Clark	DB	20, 27
Greg Lewis	RB	20, 41
Gerry Bussell	DB	21, 22
Darrien Gordon	CB	21, 23
Roger Jackson	DB	25, 28
Wendell Hayes	HB	29, 33
Lonnie Perrin	RB	33, 35
Charlie West	DB	40, 42
Bobby Micho	RB	46, 87
Jim Fraser	LB	51, 55
Gordon Lambert	LB	51, 76
Randy Gradisher	LB	52, 53
Ken Criter	LB	53, 78
Keith Traylor	LB/DT	54, 94
Jay Bachman	C	56, 65
Walter Highsmith	C	56, 65
Dave Wyman	LB	57, 92
Tim Lucas	LB	58, 59
Glenn Hyde	G	65, 67
Larry Cox	DT	66, 77
Ken Lanier	T	67, 76
Gordon Holz	DT	73, 74
Jack Mattox	T	76, 77
Winford Hood	G	74, 78
Jack Mattox	T	76, 77
Karl Mecklenburg	LB	77, 97
Tony Kimbrough	WR	80, 82
Patrick Jeffers	WR	81, 82
Shannon Sharpe	WR	81, 84
Melvin Bonner	WR	82, 83
Rick Massie	WR	83, 85
John Schults	WR	84, 86
Pat Kelly	TE	86, 87

BRONCOS ALL-TIME NUMERICAL ROSTER, 1960-98

0	John Olszewski	FB	1962
1	Jason Elam	K	1993-98
	Daren Parker	P	1992
	Chris Norman	P	1964-85
2	Will Furrer	QB	1994
	Mike Horan	P	1986-92
	Alex Moore	RB	1968
	Joe DiVito	QB	1968
	Bob Humphreys	K	1967-68
	Cookie Gilchrist	FB	1965
3	Scott Bentley	K	1997
	Rich Karlis	K	1982-88
	Bobby Howfield	K	1968-70
	Billy Joe	FB	1963-64

4	Ruben Rodriguez	P	1992
	Chris Norman	P	1986
	Robert Thompson	WR	1987
	Rick Duncan	K	1967
5	Brad Daluiso	K	199
6	Bubby Brister	QB	1997-98
	Ralph Giacommaro	P	1987
7	John Elway	QB	1983-98
	Craig Morton	QB	1977-82
	Mickey Slaughter	QB	1963-66
8	Jeff Lewis	QB	1996-97
	Tommy Maddox	QB	1992-93
	Gary Kubiak	QB	1983-91
9	David Treadwell	K	1989-92
10	Mark Herrmann	QB	1981-82
	Bucky Ditts	P	1977-78
	Steve Ramsey	QB	1971-76
	Jim Leclair	QB	1967-68
	John McCormick	QB	1963, 1965-66
11	T.J. Rubley	QB	1996
	Luke Prestridge	P	1979-83
	Bobby Anderson	HB	1970-73
	Tobin Rote	QB	1966
	John McCormick	QB	1968
12	Shawn Moore	QB	1992-93
	Ken Karcher	QB	1987-88
	Craig Penrose	QB	1976-79
	Charley Johnson	QB	1972-75
	Al Pastrana	QB	1969-70
	Gary Kroner	K	1965-67
13	Jack Weil	P	1986
	Don Horn	QB	1971-72
	Steve Tensi	QB	1967-70
14	Brian Griese	QB	1998
	Bill Musgrave	QB	1995-96
	Dean May	QB	1987
	Scott Stankavage	QB	1984, 1986
	Norris Weese	QB	1976-79
	John Hufnagel	QB	1974
	Pete Liske	QB	1969-70
	Mickey Slaughter	QB	1963-66
	Don Smith	G	1967
	George Hunter Enis	QB	1962
	Skip Doyle	HB	1960
15	Mike Clendenen	K	1987
	Jim Turner	K	1971-79
	Marlin Briscoe	QB	1968
	Max Chobolan	QB	1966
	Jacky Lee	QB	1964-65
	Philip Nugent	HB	1961

BRONCOS ALL-TIME NUMERICAL ROSTER, CONT.

16		
Tom Rouen	P	1993-98
Monte McGuire	QB	1987
Jeff Knapple	QB	1980
John Hufnagel	QB	1975
Mike Ernst	QB	1972
Dick Wood	QB	1962
George Herring	QB	1960-61

17		
Hugh Millen	QB	1994-95
Steve DeBerg	QB	1981-83
Matt Robinson	QB	1980
Scotty Glacken	QB	1966-67
George Shaw	QB	1962

18		
Frank Tripucka	QB	1960-63

19		
Fred Steinfert	K	1979-81
Don Breaux	QB	1963

20		
Tory James	CB	1996, 1998
Greg Lewis	RB	1992
Darryl Jones	DB	1987
Kevin Clark	DB	1990-91
Louis Wright	CB	1975-86
Charles Greer	DB	1968-74
Billy Ray Fletcher	E	1966
Willie West	DB	1964
Tommy Minter	HB	1962
Daniel E. Smith	HB	1961
Jerry Traynham	HB	1961
Henry Bell	HB	1960

21		
Darrien Gordon	CB	1998
Randy Hilliard	CB	1994-97
Le-Lo Lang	CB	1990-93
Earl Johnson	DB	1987
Myron Dupree	CB	1983
Randy Pott	DB	1975-77
Randy Montgomery	CB	1971-73
Bobby Burnett	RB	1969
Tommy Luke	LB	1968
Jesse Stokes	DB	1968
Goldie Sellers	DB	1966-67
Gerry Bussell	DB	1965
Eugene Mingo	HB	1960-64

22		
Vaughn Hebron	RB	1996-98
Glyn Milburn	RB	1993-95
Alton Montgomery	S	1990-93
Tony Lilly	S	1984-87
Aaron Kyle	DB	1980-82
Steve Haggerty	DB	1975
Fran Lynch	HB	1967-76
Bobby Ply	DB	1967
Gerry Bussell	DB	1967
Elihu (Buddy) Allen	DB	1965
David Ames	HB	1961
Bob Stransky	HB	1960

23		
Darrien Gordon	CB	1997
Ronnie Bradford	CB	1993-95
Sammy Winder	RB	1982-90
Chris Pane	DB	1976-79
Billy Hardee	CB	1976
Alfred Haywood	RB	1975
George Hoey	DB	1975
Larry Steele	P	1974
Maurice Tyler	S	1973-74
Steve Preece	S	1972

Dickie Post	RB	1971
Drake Garrett	DB	1968-70
Gene Sykes	DB	1967
Goose Gonsoulin	DB	1960-66

24		
Randy Fuller	CB	1994
Wymon Henderson	CB	1989-91
Tony Boddie	RB	1986-87
Rick Parros	RB	1981-84
Otis Armstrong	RB	1973-80
Butch Byrd	DB	1971
Booker Edgerson	CB	1970
Phil Brady	S	1969
Willie Brown	DB	1963-66
Donald Allen	FB	1960

25		
Darrius Johnson	CB	1996-98
Charles Swann	DB	1994
Kip Corrington	S	1989-90
Roger Jackson	DB	1987
Daniel Hunter	CB	1985-86
Haven Moses	WR	1972-81
Ted Ailfen	RB	1969
Errol Prisby	DB	1967

26		
Eric Brown	S	1998
Tim McKyer	CB	1997
Eric Thomas	CB	1995
Ben Smith	CB	1994
Chris Hale	DB	1993
Bobby Humphrey	RB	1989-91
Lyle Pickens	DB	1987
Chris Brewer	RB	1984
J.T. Thomas	DB	1982
Larry Riley	DB	1977
Calvin Jones	CB	1973-76
George Salines	S	1970-72
Darrell Lester	FB	1965-66
Tommy Janik	DB	1963-64
Frank Quayle	RB	1969
Don Coffey	E	1963

27		
Steve Atwater	S	1989-98
Kevin Clark	DB	1987-88
Maurice Harvey	DB	1978, 80
Tom Oberg	S	1968-69
Charlie Mitchell	HB	1963-67

28		
Tito Paul	CB	1998
Clifford Hicks	CB	1995
Butler By'not'e	RB	1994
Gaston Green	RB	1991-92
Elliot Smith	CB	1990
Jeremiah Castille	CB	1987-88
Scott Caldwell	RB	1987
Roger Jackson	DB	1982-85
Cornell Gordon	CB	1970-72
Jack Lentz	S	1967-68
Abner Haynes	HB	1965-66
Billy Atkins	DB	1964
Bobby Galters	HB	1963

29		
Howard Griffith	FB	1997-98
Aaron Craver	RB	1995-96
Charles Dimry	CB	1991-93
Darren Carrington	DB	1989
Warren Marshall	RB	1987
Wilbur Myers	S	1983
Bernard Jackson	DB	1977-80
Bill West	CB	1972
Wandy Williams	RB	1969-70
Wendell Hayes	HB	1965

30		
Terrell Davis	RB	1995-98
Steve Sewell	RB	1985-92
Jim Jensen	RB	1977, 1979-80
Oliver Ross	RB	1973-75
Cookie Gilchrist	RB	1967
Hewitt Dixon	FB	1963-65
Clarence Walker	HB	1963

31		
Derek Loville	RB	1997-98
Rondell Jones	S	1993-96
Victor Jones	RB	1992
Kerry Porter	RB	1990
Mike Harden	CB	1980-88
Zachery Dixon	RB	1979
Mike Franckowiak	RB	1975-76
Bo Hickey	FB	1967

32		
Tony Veland	S	1997
Sammie Smith	RB	1992
Melvin Bratton	RB	1989-90
Calvin Thomas	RB	1988
Joe Dudek	RB	1987
Leonard Jones	DB	1987
Tony Reed	RB	1981
Jon Keyworth	RB	1974-80
Dick Davis	RB	1970
Garrett Ford	FB	1968
Mike Kellogg	FB	1966-67

33		
Dedrick Dodge	S	1997
Rod Bernstine	RB	1993-95
Robert Perryman	FB	1991-92
Tony Dorsett	RB	1988-89
Gene Lang	RB	1984-87
Lawrence McCutcheon	RB	1980
Lonnie Perrin	RB	1976
Jim Klick	RB	1976-77
Joe Dawkins	RB	1971-73
Willis Crenshaw	FB	1970
Hub Lindsey	QB	1968
Wendell Hayes	HB	1966-67
Justin Rowland	HB	1962
Fred Bukaty	FB	1961
Pete Mangum	LB	1960

34		
Tyrone Braxton	DB	1987-93, 1995-98
Nathan Poole	RB	1982-83, 1985, 1987
Gus Holloman	DB	1968-69
Don Stone	FB	1961-64
Hardy Brown	LB	1960

35		
John Granby	DB	1992
Blake Ezor	RB	1990
Ken Bell	RB	1986-89
Larry Canada	FB	1978-79, 1981
Lonnie Perrin	RB	1977-78
Clem Turner	RB	1970-72
Henry Jones	RB	1969
James Wright	HB	1964
Richard Dickinson	FB	1962-63
Jim Sears	HB	1961
Dave Rolle	FB	1960

36		
Frank Robinson	CB	1992-93
Mark Haynes	CB	1986-89
Billy Thompson	DB	1969-81
Jim Stinnette	FB	1961-62
Red Brodnax	FB	1960

37		
Anthony Lynn	RB	1993, 1997-98
Tim Hauck	S	1995-96
Kevin Guidry	CB	1988

Steve Fitzhugh	DB	1987
Steve Trimble	DB	1981-83
Bob Wade	CB	1970

38		
Reggie Rivers	RB	1991-96
Bruce Plummer	DB	1987-88, 1990
Ben Norman	RB	1980

39		
Ray Crockett	CB	1994-98
Robert Delpino	RB	1993
Darryl Russell	DB	1987
Tommie Smiley	RB	1969
Jesse Myles	RB	1983-84
Roland Solomon	CB	1981

40		
Darryl Hall	S	1993-94
Jeff Alexander	RB	1989, 1992
Martin Rudolph	DB	1987
Charlie West	DB	1978-79
Randy Rich	DB	1977
Jack Gehrke	WR	1971
Grady Cavnass	CB	1969
Ron Lamb	FB	1968
Brendon McCarthy	FB	1968-69
Paul Carmichael	HB	1965
Jay Dale Evans	HB	1961
Albert Carmichael	HB	1960-61
Ted Weger	FB	1960

41		
Deon Strother	RB	1994
Greg Lewis	RB	1991
Rob Lytle	RB	1977-83
Leroy Mitchell	CB	1971-73
Eric Crabtree	FL	1966-68
George Burrell	S	1969
Jerry Tarr	E	1962
Bob McNamara	HB	1960-61

42		
Detron Smith	FB	1996-98
Leonard Russell	RB	1994
Muhammad Oliver	CB	1992
Charlie West	DB	1978
Billy Van Heusen	WR	1968-76
Lonnie Wright	DB	1966-67
Odell Barry	HB	1964-65
Al Frazier	HB	1961
Albert Romine	HB	1960

43		
Derrick Clark	RB	1994
Steve Foley	DB	1976-86
Lonnie Hepburn	CB	1974
Pete Jaquess	DB	1967-70
Bob Richardson	DB	1966
Charles Marshall	HB	1962
John Nocera	CB	1963
Frank Bernardi	DB	1960

44		
Floyd Little	HB	1967-75
Miller Farr	DB	1965

45		
Gary Downs	RB	1995
Richard Shelton	CB	1989
Steve Wilson	CB	1982-88
Perry Smith	DB	1980-81
Jeff Severson	DB	1975
Bill Laskey	LB	1973-75
Tom Cassese	DB	1967
Lew Scott	DB	1966
Jim McMillin	DB	1964-65
John Sklopan	HB	1963

BRONCOS ALL-TIME NUMERICAL ROSTER, CONT.

46					
Bobby Micho	RB	1986			
Bruce Starling	HB	1963			
Dave Preston	HB	1978-83			
John Rowser	DB	1974-76			
Terry Erwin	HB	1968			
Jim Summers	DB	1967			
John Griffin	HB	1964-66			
Norman Bass	DB	1964			
Bob Zeman	DB	1962-63			
Hardy Brown	LB	1960			
47					
David Poole	DB	1993			
Gerald Willhite	RB	1982-88			
George Atkinson	DB	1979			
Tony Harris	WR	1972			
Paul Martha	S	1970			
James Smith	S	1969			
John McGeevay	DB	1962-65			
48					
George Coghill	S	1998			
Lionel Washington	CB	1995-96			
Randy Robbins	DB	1984-91			
Earlie Thomas	DB	1975			
John Pitts	S	1973-75			
Dale Hackbart	S	1973			
Herman Lewis	DE	1968			
Nemiah Wilson	DB	1965-67			
49					
Dennis Smith	S	1981-94			
Alvin Mitchell	S/WR	1970			
Neal Sweeney	FL	1967			
Glenn Glass	DB	1966			
50					
Jon Hesse	LB	1997			
Ray Jacobs	LB	1994-95			
John Sullins	LB	1992			
Jim Ryan	LB	1979-88			
Bobby Maples	C	1972-78			
Olen Underwood	LB	1971			
Carl Cunningham	LB	1967-70			
Jerry Hopkins	LB	1963-66			
Pat Lamberti, Jr.	E	1961			
51					
John Mobley	LB	1996-98			
Mike Croel	LB	1991-94			
Marc Munford	LB	1987-90			
Bob Swenson	LB	1975-79, 1981-83			
Mike Simone	LB	1972-74			
Bill Butler	LB	1970			
Tim Casey	LB	1969			
Gordon Lambert	LB	1969			
Dave Tobey	LB	1968			
Henry Sorrell	LB	1967			
Eugene Jeter	LB	1965-67			
Jim Fraser	LB	1964			
Leon Simmons	LB	1963			
Lee (Mike) Nichols	C	1960-61			
52					
Dave Garnett	LB	1995			
Richard Harvey	LB	1994			
Jeff Mills	LB	1990-93			
Ken Woodard	LB	1982-86			
Dan MacDonald	LB	1987			
Greg Bracelin	LB	1980			
Mike Montier	C	1977			
Randy Gradishar	LB	1974			
Ray Kubala	C	1964-67			
Frank Jackunas	C	1963			
James Barton	C	1961-62			
Frank Kuchta	C	1960			
53					
Bill Romanowski	LB	1996-98			
Dante Jones	LB	1995			
Anthony Thompson	LB	1990			
Randy Gradishar	LB	1987-83			
Ken Criter	LB	1975-83			
Roger LeClerc	C	1971-74			
Don Gulseth	LB	1967			
Tom Erlandson	LB	1966			
Bob Hudson	LB	1962-65			
54					
Nate Wayne	LB	1998			
Britt Hager	LB	1995-96			
Mitch Donahue	LB	1993-94			
Keith Traylor	LB	1991-92			
Keith Bishop	C	1980, 1982-89			
Richard Baska	LB	1976-77			
Mike Lemon	LB	1975			
Ralph Cindrich	LB	1974			
Chip Myrtle	LB	1967-72			
Ron Sbranti	LB	1966			
Ed Cummings	LB	1965			
Larry Jordan	LB	1964			
Ed (Wahoo) McDaniel	LB	1961-63			
55					
Ken Brown	LB	1995			
Glenell Sanders	LB	1994			
John Kacherski	LB	1992			
Rick Dennison	LB	1982-90			
Bryant Winn	LB	1987			
Art Smith	LB	1980			
Ken Brown	C	1979			
Godwin Turk	LB	1976-78			
Pete Duranko	DE	1967-70, 1972-74			
Archie Matsos	LB	1966			
Marv Matuszak	LB	1964			
Jim Fraser	LB	1962-63			
56					
Keith Burns	LB	1994-98			
Michael Brooks	LB	1987-92			
Mike Knox	LB	1987			
Aaron Smith	LB	1984			
Larry Evans	LB	1976-82			
Ray May	LB	1973-75			
Don Parish	LB	1972			
Dave Washington	LB	1971			
Jay Bachman	C	1969-70			
Walter Highsmith	C	1968			
Dave Washington	E	1968			
Dave Behrman	C	1967			
John Bramlett	LB	1965-66			
Jim Price	LB	1964			
57					
Allen Aldridge	LB	1994-97			
Dave Wyman	LB	1993			
Mark Murray	LB	1991			
Ty Allert	LB	1990			
Mike Ruether	C	1988-89			
Matt Smith	LB	1987			
Tom Jackson	LB	1973-86			
Bob Geddes	LB	1972			
Fred Forsberg	LB	1968, 1970-73			
John Huard	LB	1967-69			
58					
Steve Russ	LB	1997			
Elijah Alexander	LB	1992-95			
Scott Curtis	LB	1989-90			
Tim Lucas	LB	1987			
Steve Busick	LB	1981-85			
Rob Nairne	LB	1977-80			
Phil Olsen	C	1975-76			
Tom Graham	LB	1973-74			

Bill McKay	LB	1970-72	John Denver	G	1962
Frank Richter	LB	1967-69	Joe Young	E	1960-61
Jack Work	LB	1960			
59					
Glenn Cadrez	LB	1995-98	Tom Nalen	C	1994-98
Brett Wallerstedt	LB	1994	Chuck Johnson	T	1992-93
Tim Lucas	LB	1987-93	Jim Juriga	T	1988-90
Kirk Dodge	LB	1987	Scott Garnett	NT	1984
Darren Comeaux	LB	1982-86	Brison Manor	DE	1977-84
Mark Merrill	LB	1981-82	Jim O'Mally	LB	1973-75
Joe Rizzo	LB	1974-80	Bill Cottrell	G	1972
Larry Kaminski	C	1966-73	Larry Cox	DT	1966-67
			John Cash	E	1961-62
60					
K.C. Jones	C	1998	Mark Campbell	DT	1996
Joe Burch	C	1994	Ken Lanier	T	1994
Nick Subis	G	1991	Doug Widell	G	1989-92
Gerald Perry	G	1988-90	John Ayers	G	1987
Paul Howard	G	1973-75, 1977-86	Dean Miraldi	T	1985
Bob Young	G	1966-70	Glenn Hyde	G	1984-85
Ernie Park	G	1966	Keith Uecker	T	1982-83
Charlie Parker	G	1965	Steve Schindler	G	1977-78
Ken Adamson	G	1960-62	Carl Schaukowitch	G	1975
			George Goeddeke	G	1967-72
			Robert McCullough	G	1962-65
			Jack Simpson	LB	1961
			John Hatley	T	1960
61					
Eric Floyd	G	1995			
Bob Meeks	G	1992-94			
Andre Townsend	DE	1984-90			
Arland Thompson	G	1980			
Tom Lyons	G	1971-76	Reggie McElroy	T	1995-96
Bob Vaughan	G	1968	Russell Freeman	T	1992-94
Bill Keating	DT	1966-67	Crawford Ker	G	1991
Charles Gavin	DE	1960-63	Brad Henke	DE	1989
			Larry Lee	C	1987
			Rubin Carter	DT	1975-86
			Larron Jackson	G	1971-74
			Steve Alexakos	G	1970
			Sam Brunelli	G	1966
			Tom Normina	T	1963-65
			Bill Roehneit	LB	1961-62
			Gary Crane	LB	1969
			Ron McLean	DL	1967
62					
Dan Neil	C/G	1997-98			
Jeff Davidson	G	1990-92			
Mike Freeman	G	1984, 1986-87			
Tom Classic	G	1976-83			
Brian Goodman	G	1975			
Jerry Inman	DT	1966-71			
Ernie Barnes	G	1963-64			
Jerry Stalcup	LB	1961-62			
Jim Elfrid	LB	1961			
Vaughn (Buddy) Alliston	LB	1960			
Jack Davis	T	1960			
63					
David Diaz-Infante	G/C	1996-98			
Sean Farrell	G	1990-91			
Mark Cooper	G	1983-87			
Laval Short	DT	1980			
John Grant	DE	1973-79			
Dave Costa	DT	1967-71			
Melwood Guy	G	1961-62			
Dave Strickland	G	1960			
64					
Ralph Tamm	G/C	1995-96			
Jon Metander	G/T	1993-94			
Scott Beavers	G	1990			
Billy Bryan	C	1977-88			
Harvey Goodman	C	1976			
Mike Schnitker	G	1969-74			
George Gaiser	T	1968			
Sam Brunelli	G	1967			
John Hohman	G	1965-66			
Bud McFadin	DT	1960-63			
65					
Gary Zimmerman	T	1993-97			
Monte Smith	G	1989			
Walt Bowyer	DE	1983-84, 1987-88			
Glenn Hyde	G	1976-81			
LeFrancis Arnold	G/C	1974			
Lloyd Voss	T	1972			
Jay Bachman	C	1968, 1970-71			
Walter Highsmith	C	1969			
George Tarasovic	DE	1967			
Don Shackelford	G	1964			
66					
Tom Nalen	C	1994-98			
Chuck Johnson	T	1992-93			
Jim Juriga	T	1988-90			
Scott Garnett	NT	1984			
Brison Manor	DE	1977-84			
Jim O'Mally	LB	1973-75			
Bill Cottrell	G	1972			
Larry Cox	DT	1966-67			
John Cash	E	1961-62			
67					
Mark Campbell	DT	1996			
Ken Lanier	T	1994			
Doug Widell	G	1989-92			
John Ayers	G	1987			
Dean Miraldi	T	1985			
Glenn Hyde	G	1984-85			
Keith Uecker	T	1982-83			
Steve Schindler	G	1977-78			
Carl Schaukowitch	G	1975			
George Goeddeke	G	1967-72			
Robert McCullough	G	1962-65			
Jack Simpson	LB	1961			
John Hatley	T	1960			
68					
Reggie McElroy	T	1995-96			
Russell Freeman	T	1992-94			
Crawford Ker	G	1991			
Brad Henke	DE	1989			
Larry Lee	C	1987			
Rubin Carter	DT	1975-86			
Larron Jackson	G	1971-74			
Steve Alexakos	G	1970			
Sam Brunelli	G	1966			
Tom Normina	T	1963-65			
Bill Roehneit	LB	1961-62			
Gary Crane	LB	1969			
Ron McLean	DL	1967			
69					
Mark Schlereth	G	1995-98			
Darrell Hamilton	T	1989-91			
David Jones	OL	1987			
Tony Colorito	NT	1986			
70					
Trey Teague	T	1998			
Jamie Brown	T	1995-97			
Brian Sochia	NT/DE	1991-92			
Dave Studdard	T	1979-88			
Paul Smith	DT	1968-78			
Charlie Janerette	DT	1964-65			
Donald King	E	1960			
71					
Greg Kragen	NT	1985-93			
Jack Peavey	OL	1987			
Claudie Minor	T	1974-82			
Wallace Dickey	T	1968-69			
Jim Perkins	T	1962-64			
Art Hauser	T	1961			
Willie Smith	G	1960			
72					
Ernest Jones	DE	1996-97			
Keith Kartz	C	1987-94			
Marsharne Graves	T	1984			
Don Latimer	DT	1978-83			
Wayne Hammond	DT	1976			
Bob Kampa	DT	1974			
Sam Brunelli	G	1968-71			
Richard Tyson	G	1967			
Jerry Sturm	C	1961-66			

BRONCOS ALL-TIME NUMERICAL ROSTER, CONT.

73			Rich Stachowski	DE	1983
Cyron Brown	DE	1998	Brian Clark	T	1982
Scott Adams	T	1997	Bruce Radford	DE	1979
Simon Fletcher	LB	1985-95	Marv Montgomery	T	1971-76
Kevin Belcher	T	1987	Ken Criter	LB	1969-70
Shawn Hollingsworth	T	1983	Jim White	DE	1976
Kelvin Clark	T	1979-81	Tom Cichowski	T	1968-69
Henry Allison	T	1977	Marvin Davis	DT	1966
Martin Imhof	DE	1976	Leroy Moore	DE	1964-65
Stan Rogers	T	1975	79		
Mike Askea	T	1973	Chris Banks	G	1998
Walter Barnes	DE	1969-71	Jumpy Geathers	DT	1998
Pat Matson	G	1966-67	Dave Widell	G	1990-94
Issac Lassiter	E	1962-64	Stefan Humphries	G	1987-88
Robert Konovsky	E	1961	Barney Chavous	DE	1973-85
Gordon Holz	DT	1960	Carter Campbell	DE	1971
74			John Gonzaga	G	1966
Harry Swayne	T	1997-98	80		
Bill Schultz	T	1995	Rod Smith	WR	1995-98
Harvey Salem	T	1991	Tony Kimbrough	WR	1993-94
Bill Lobenstein	DL	1987	Mark Jackson	WR	1986-92
Dan Remsburg	T	1986-87	Shane Swanson	WR	1987
Winford Hood	G	1984-85	Ray Alexander	WR	1984
Jerry Baker	T	1983	Rick Upchurch	WR	1975-83
Andy Maurer	T	1977	Jerry Simmons	WR	1971-74
Scott Parrish	OT	1976	Tom Buckman	TE	1969
Mike Current	T	1967-75	Jimmy Jones	WR	1968
Lee Bernet	T	1965-66	Dan LaRose	DE	1966
Frank Atkinson	DE	1964	Ed Cooke	DE	1964-65
Gordon Holz	DT	1960-63	Ron Nery	E	1963
75			Tom Rychlec	E	1963
Brian Habib	T	1993-97	81		
Rulon Jones	DE	1980-88	Patrick Jeffers	WR	1997
Kit Lathrop	DE	1979	Todd Kinchen	WR	1996
Bill Bain	T	1976, 1978	Mike Pritchard	WR	1994-95
Ed Smith	DE	1973-75	Barry Rose	WR	1993
Rick Sharp	T	1972	Kitrick Taylor	WR	1993
Roger Shoals	T	1971	Shannon Sharpe	WR	1990-91
Rex Mirich	DE	1967-69	Steve Watson	WR	1979-87
Eldon Danenhauer	T	1960-65	Bob Adams	TE	1975
76			Billy Masters	TE	1970-74
Broderick Thompson	T	1995-96	Max Leetow	DE	1965-66
Kirk Scraftford	T	1993-94	Bill Jessup	E	1960
Ken Lanier	T	1981-92	82		
Tom Neville	T	1978	Marcus Nash	WR	1998
Randy Moore	DT	1976	David Gamble	WR	1997
Tom Drougas	T	1974	Patrick Jeffers	WR	1996
Steve Coleman	DE	1974	Vance Johnson	WR	1985-93, 1995
Tom Domres	DT	1971-72	Melvin Bonner	WR	1994
Gordon Lambert	LB	1968	Tony Kimbrough	WR	1993
Bob Breitenstein	T	1965-67	Laron Brown	WR	1987
Harold Olson	T	1963-64	Zach Thomas	WR	1983-84
Jack Mattox	T	1961	Orlando McDaniel	WR	1982
William Yelverton	E	1960	Larry Brunson	WR	1980
William Danenhauer	E	1960	Jack Dolbin	WR	1975-79
77			Otto Stowe	WR	1974
Tony Jones	T	1997-98	Dwight Harrison	WR	1971-72
Karl Mecklenburg	LB	1983-94	Dave Pivec	TE	1969
Greg Boyd	DE	1980-82	Robert Scarpitto	WR/P	1962-67
Lyle Alzado	DE	1971-78	83		
Alden Roche	DE	1970	Justin Armour	WR	1998
Larry Cox	DT	1968	Willie "Flipper" Anderson	WR	1997
Jim Thompson	DT	1965	Anthony Miller	WR	1994-96
Dick Guesman	T/K	1964	Melvin Bonner	WR	1993
Anton Peters	T	1963	Michael Young	WR	1989-92
Jack Mattox	T	1962	Sam Graddy	WR	1987-88
Carl James Larpenter	G	1960-61	Rick Massie	WR	1987
78			John Sawyer	TE	1983-84
Matt Lepsis	T	1998	Wade Manning	WR	1981-82
Larry Jackson	DE	1995	Jim Whalen	TE	1970-71
Don Maggs	T	1993-94	Ray Jacobs	DT	1963-66
Archie Harris	OL	1987	Don Joyce	E	1962
Winford Hood	G	1986-88	John Pyeatt	HB	1960

84			Kerry Locklin	TE	1987
Shannon Sharpe	WR	1992-98	Orson Mobley	TE	1986-90
Ricky Nattiel	WR	1987-91	Keil McGregor	TE	1985
Clint Sampson	WR	1983-86	Dave Logan	WR	1984
Vince Kinney	WR	1978-79	Clay Brown	TE	1983
John Schultz	WR	1976-77	Gordon Bowdell	WR	1971
Gene Washington	WR	1973	John Embree	WR	1969-70
Rod Sherman	WR	1972	Andre White	TE	1967
Mike Haffner	E	1968-70	Max Weltstein	E	1966
Lou Andrus	LB	1967	Gary Henson	E	1964
Jason Franci	E	1966	Bill Groman	HB	1963
Jim Thibert	LB	1965	Kenneth Carpenter	E	1960
Matt Snorton	TE	1964	90		
Jack Hill	HB	1961	Neil Smith	DE	1997-98
Albert Day	T	1960	Dan Williams	DE	1993-96
85			Ron Holmes	DE	1989-92
Willie Green	WR	1997-98	Freddie Gilbert	DE	1986-88
Jeff Wilner	TE	1995	91		
Derek Russell	WR	1991-94	Alfred Williams	DE	1996-98
Tim Stallworth	WR	1990	Troy Wilson	DE	1995
Chris Woods	WR	1989	Willie Oshodin	DE	1992-95
Rick Massie	WR	1987-88	Warren Powers	DE	1989-91
Joey Hackett	TE	1986	Jeff Tupper	DL	1987
Mike Barber	TE	1985	92		
Don Summers	TE	1984-85	Dave Wyman	LB	1994-95
Ron Egloff	TE	1977-83	Ron Geater	DE	1992
John Mosier	TE	1971	Alphonso Carreker	DE	1989, 91
Tom Beer	TE	1967-69	93		
Larry Jordan	LB	1962	Trevor Pryce	DT	1997-98
James Greer	E	1960	James Jones	DE	1995
86			Ronnie Haliburton	LB	1990-92
Byron Chamberlain	TE	1995-98	94		
Jeff Campbell	WR	1994	Keith Traylor	DT	1997-98
Arthur Marshall	WR	1992-93	Jeff Robinson	DE	1993-96
Barry Johnson	WR	1991	Jim Szymanski	DE	1991-92
Chris Verhulst	TE	1990	95		
Pat Kelly	TE	1988	Marvin Washington	DE	1998
Mitch Andrews	TE	1987	Michael Dean Perry	DT	1995-97
Butch Johnson	WR	1984-85	Alphonso Taylor	DT	1993
Dean Barnett	TE	1983	Jeroy Robinson	LB	1990
Emery Moorehead	WR	1980	Steve Bryan	DE	1987-88
John Schultz	WR	1978	Tim Joiner	LB	1987
Marv Frazier	WR	1973-75	96		
Jim Krieg	WR	1972	Harald Hasselbach	DE	1994-98
Jerry Hendren	WR	1970	Kenny Walker	DE	1991-92
Bobby Moten	TE	1968	Jake McCullough	DE	1989-90
Stan Fanning	DE	1964	97		
Don Carothers	E	1960	Mike Lodish	DE	1995-98
87			Darren Drozdov	DT	1993-94
Ed McCaffrey	WR	1995-98	Karl Mecklenburg	LB	1992*
Cedric Tillman	WR	1992-94	Bruce Klostermann	LB	1987-89
Paul Green	TE	1989	<i>*wore #97 for one game, at Los Angeles (11/22/92)</i>		
Pat Kelly	TE	1989	98		
Jason Johnson	WR	1988	Maa Tanuvasa	DT	1995-98
Bobby Micho	RB	1986-87	Ted Washington	NT	1994
Jim Wright	TE	1980-85	Ricky Hunley	LB	1984-87
Bill Larson	TE	1980	99		
Bob Moore	TE	1978	Seth Joyner	LB	1998
Boyd Brown	TE	1974-76	David Richie	DT	1997
John Hoffman	DE	1972	Shane Dronett	DT	1992-95
Rich Jackson	DE	1967-72	David Galloway	DE	1990
Lionel Taylor	E	1960-66	Shawn Knight	NT	1988
88			Ray Woodard	DE	1987
Sir Mawn Wilson	WR	1997	Players Whose Numbers Not Available		
Mike Sherrard	WR	1996	Leo Reed	T	1961
Jerry Evans	TE	1993-95	Harold Smith	T	1960
Russell Payne	TE	1987	Hugh Smith	E	1962
Clarence Kay	TE	1984-91	Harold Williams	HB	1961
Riley Odums	TE	1972-83			
Al Denson	FL	1964-70			
Eugene Prebola	E	1961-63			
Pat Epperson	E	1960			
89					
Dwayne Carswell	TE	1994-98			
Reggie Johnson	TE	1991-93			

HISTORICAL HIGHLIGHTS

1959

AUGUST 14 — First American Football League organizational meeting held in Chicago. Denver, with Bob Howsam as its principal owner, named as a charter member along with New York, Dallas, Los Angeles, Minneapolis and Houston. **NOVEMBER 22** — First player selection draft held through 32 rounds. Denver's first pick is Roger LeClerc, center, Trinity. **DECEMBER 1** — Dean Griffing named general manager of the Broncos.

1960

JANUARY 1 — Frank Filchock named first head coach of the Broncos. **JANUARY 30** — Denver placed in AFL's western division with Dallas, Oakland and Los Angeles. **JULY** — First Bronco training camp opens at Colorado School of Mines. **SEPTEMBER 9** — After losing all five pre-season games, the Broncos become the first AFL victor when they defeat the Patriots in Boston in history's first AFL game, 13-10. Attendance — 21,537. **OCTOBER 2** — Broncos play first home game in Bears Stadium, defeat Oakland, 31-24, before crowd of 18,372. **DECEMBER** — Offensive End Lionel Taylor, Defensive Tackle Bud McFadin and Safety Goose Gonsoulin all named to first official all-AFL team.

1961

MAY 26 — Bob and Lee Howsam, original principal owners of the Broncos, sell their stock to a new syndicate headed by Cal Kunz and Gerry Phipps. **JUNE 1** — Cal Kunz named president and operating head of Empire Sports. **DECEMBER** — Lionel Taylor sets professional record with 100 pass receptions for season. Taylor and Bud McFadin named to all-AFL team. **DECEMBER** — Frank Filchock released as Broncos head coach.

1962

FEBRUARY 1 — Jack Faulkner hired as Broncos head coach. **JULY 1** — Dean Griffing released as Broncos general manager. Faulkner named to dual post as head coach and general manager. **JULY** — Public burning ceremony of Broncos' notorious vertically striped socks at Broncos' intra squad game. **DECEMBER** — Jack Faulkner named coach of the year in AFL. Gene Mingo set professional field goal record of 27 in a season. Eldon Danenhauer, Lionel Taylor, Goose Gonsoulin and Bob Zeman named to the official all-AFL team.

1963

DECEMBER — Billy Joe named AFL rookie of the year. Goose Gonsoulin only Bronco to make the all-AFL team. Lionel Taylor wins fourth straight pass receiving title.

1964

JANUARY — Broncos and Jets complete historic nine-player trade, largest ever made in the AFL. Broncos send Gene Prebola, Wahoo McDaniel, Gordy Holz and Bob Zeman to Jets for Dick Guesman, Ed Cooke, Charlie Janerette, Jim Price and Sid Fournet. **OCTOBER 4** — Jack Faulkner released as head coach. **OCTOBER 5** — Mac Speedie accepts appointment as interim head coach. **DECEMBER 12** — Mac Speedie named head coach. **DECEMBER** — Jim Fraser wins third straight punting title. Willie Brown named to all-AFL team.

1965

FEBRUARY 15 — Gerald and Allan Phipps purchase 52 percent of the stock of Empire Sports, thus giving them virtually 100 percent ownership and saving the Bronco franchise for Denver. **MARCH 5** — Record sale of 941 season tickets in one day. **APRIL 1** — Season ticket drive goal of 20,000 sales reached. Figure to reach 22,000 by May 1. **MAY 17** — Allan Phipps named president of Empire Sports, Inc. Gerry Phipps re-named Chairman of the Board. **MAY 29** — Jim Burris, Bears general manager, named executive vice-president of Empire Sports. **DECEMBER 12** — Lionel Taylor makes the 500th catch of his career in game against Boston to become the first AFL player to top this figure. **DECEMBER** — Tackle Eldon Danenhauer, Split End Lionel Taylor and Fullback Cookie Gilchrist named to the all-AFL team. Lionel Taylor wins fifth pass receiving crown and Abner Haynes — wins league kickoff return championship.

1966

JUNE 8 — Merger of American and National Leagues announced. **SEPTEMBER 19** — Ray Malavasi named Head Coach of the Broncos. **DECEMBER** — John Bramlett, Goose Gonsoulin, Bob Scarpitto and Jerry Sturm chosen to play in AFL All-Star contest in January. **DECEMBER 19** — Lou Saban signs a 10-year contract as General Manager and Head Coach of the Denver Broncos.

1967

MARCH 1 — Broncos move to new suburban executive offices with adjacent practice field and locker room facilities for both preseason and regular season training. **MARCH 17** — Metropolitan Denver voters turn down stadium bond issue, but Bronco fans immediately organize for fund raising drive to improve Bears Stadium and keep Broncos in Denver. **MAY 17** — Floyd Little, Denver's No. 1 draft choice, signs with Broncos. Little becomes the first No. 1 choice to sign with Denver in the history of the club. **AUGUST 5** — Broncos defeat Detroit Lions 13-7 in pre-season game at DU for AFL's first win over the NFL. **AUGUST 15** — Quarterback Steve Tensi acquired from San Diego for first round draft choice in both 1968 and 1969. **DECEMBER** — Floyd Little paces AFL in punt returning with a 16.9 average. Bob Scarpitto repeats as punt leader with a 44.9 norm. Flanker Al Denson selected All League in player balloting.

1968

JANUARY — Flanker Al Denson, defensive tackle Dave Costa, center Larry Kaminski and cornerback Nemiah Wilson participate in AFL All-Star game. Lou Saban and staff coach the West stars. **FEBRUARY** — Civic drive to raise \$1.8 million ends successfully and City of Denver receives stadium as a gift after purchase of the facility from Empire Sports, Inc. by non-profit group. Construction begins on 16,000 seat upper deck that will raise capacity to 50,000 for 1968 season. **SEPTEMBER 21** — Broncos move into new administrative building at 5700 Logan Street. **DECEMBER 14** — Bears Stadium is officially re-named Denver Mile High Stadium.

1969

JANUARY 19 — Dave Costa, Rich Jackson and Floyd Little participate in AFL All-Star Game in Jacksonville, Florida. **DECEMBER** — Floyd Little and Rich Jackson named to first team All League. **DECEMBER** — Bill Thompson (rookie) tops AFL list in punt and kickoff returns, the first player in NFL history to ever hold both titles.

1970

JANUARY 17 — Rich Jackson, Dave Costa, Floyd Little, Mike Current and George Goeddeke play in All-Star game on West team. **SEPTEMBER** — Season ticket sale hits record number of 43,584. **DECEMBER 20** — Floyd Little gains 44 yards to win American Conference rushing title with 901 yards. It was first rushing crown and first season Little played in all 14 games.

1971

JANUARY — Richard Jackson named to official National Football League all-star team. **JANUARY** — Richard Jackson and Floyd Little make starting lineups for American Conference in first AFC-NFC Pro Bowl game. **MAY 12** — Broncos stop sale of season tickets at record 47,500. **OCTOBER 24** — Denver coach Lou Saban and Broncos down Cleveland 27-0. It was first time Browns were shut-out since 1952. It was also to be Saban's last victory as Bronco coach. **NOVEMBER 17** — Lou Saban resigns as head coach of Broncos, a position he had held for five years. Offensive line coach Jerry Smith is named interim head coach. Saban, in December, resigns as General Manager to return to Buffalo Bills as head coach. **DECEMBER 19** — Floyd Little compiles 79 yards against Raiders in Oakland to finish as pro football's top runner with 1,133 yards. Little also becomes first Bronco to rush for more than 1,000 yards in a season.

1972

JANUARY 5 — John Ralston, successful head coach at Stanford, is announced as Denver's new head coach. He later adds the title of General Manager. **MARCH 16** — For the first time in the history of Denver professional football, there will be no public sale of season tickets, it is reported. Season ticket holders renewed 46,500 of the 47,500 available season tickets, and further exercised their option for 8,000 additional tickets. **APRIL 5** — Long-time Rocky Mountain Empire Sports employee Earl Hartman dies of cancer. Hartman was Treasurer of Empire Sports and Business Manager of the Broncos at the time of his death.

1973

MARCH 3 — Season ticket holders renew 47,800 of 48,000 season tickets to assure Denver again of having no public sale of season ducats. **OCTOBER 14** — Charley Johnson also becomes the 18th quarterback in pro football history to go over 20,000 yards lifetime as he connects for 214 yards plus three TDs to Haven Moses in a 48-20 win at Houston. **OCTOBER 22** — With "Orange Monday" banners waving, the Broncos perhaps play the most important game to date in the club's history against Oakland on national television. Denver comes back to knot the contest, 23-23, on a 35-yard field goal by Jim Turner. **NOVEMBER 25** — Denver defeats Kansas City, 14-10, to take over first place in the AFC West with three games to go. The win moves the Broncos to 6-3-2 — the six victories the second best mark ever for a Denver team to date. **DECEMBER 9** — Denver 42, San Diego 28! The Broncos are winners at last, as Denver clinches the team's seventh victory of the season, assuring the club of a winning year.

1974

JANUARY — Four Broncos — Floyd Little, Haven Moses, Riley Odoms and Paul Smith — are invited to play in the Pro Bowl. John Ralston is named AFC Coach of the Year for guiding Denver to its first winning season ever. Odoms is named All-Pro by NEA. **SEPTEMBER 10** — Denver voters pass a \$25 million bond issue to expand and improve Mile High Stadium to over 75,000 seats. The stadium was projected to be finished in time for the 1976 regular season. **SEPTEMBER 22** — The Broncos and the Pittsburgh Steelers play in the first regular season overtime game as a 35-35 score was present at the end of regulation play. Neither team scored in the sudden death period. **NOVEMBER 28** — Before a television audience estimated at 35 million, the Broncos riddle the Detroit Lions 31-27 on Denver's first Thanksgiving Day game in Detroit. **DECEMBER 8** — Denver assures itself of the team's second consecutive winning season and Otis Armstrong sets a single game rushing mark of 183 yards as the Broncos down Houston 37-14. **DECEMBER 15** — Otis Armstrong finishes the season with 1407 yards and the NFL rushing title becoming one of a half dozen players ever to average more than 100 yards per game in pro football.

1975

JANUARY — Otis Armstrong and Riley Odoms represent the Broncos in the annual Pro Bowl game in Miami, Fla. **FEBRUARY** — Expansion of Mile High Stadium begins, which will provide 63,500 capacity for the 1976 season and an ultimate capacity of 75,000 in 1977. **DECEMBER 14** — Floyd Little winds up his career as the seventh all-time rusher in the NFL with 6,323 yards.

1976

JANUARY 26 — Tight end Riley Odoms and linebacker Randy Gradishar are the Broncos representatives in the Pro Bowl in New Orleans. **MARCH 28** — Quarterback Charley Johnson announces his retirement from the National Football League after a 15-year career. Johnson led the club to its first two winning seasons in 1973 and 1974. **JUNE 27** — Lyle Alzado is one of three finalists for the man of the Year Award and Rick Upchurch is honored as the American Conference Offensive Rookie of the Year by the NFL Players Association. **SEPTEMBER 26** — Rick Upchurch ties an NFL record by returning two punts for touchdowns in a 44-13 win over the visiting Cleveland Browns. **OCTOBER 24** — Rick Upchurch ties an NFL record with his fourth punt return touchdown of the season in a 35-26 win over Kansas City. **NOVEMBER 7** — With two field goals and six extra points, Jim Turner becomes the fifth player in pro football history to surpass 1,200 points. **NOVEMBER 14** — Denver shuts out San Diego, 17-0, marking first time the team has recorded two shutouts in one season. Denver had shut out the Chargers 26-0 Oct. 3. **DECEMBER 12** — The Broncos stop Chicago, 28-14, for the ninth win of the season, highest total in Denver history. Otis Armstrong rushes for 116 yards to reach 1,008 for the season, his second 1,000-yard in his career. **DECEMBER 18** — Fred Gehrk, long-time Bronco administrator, is named general manager.

1977

JANUARY 17 — Rick Upchurch and Otis Armstrong are the Bronco participants in the annual AFC-NFC Pro Bowl in Seattle. **JANUARY 31** — John Ralston resigns as Head Coach of the Denver Broncos. **FEBRUARY 1** — Robert (Red) Miller, a former Bronco assistant coach, is named as the team's eighth head coach. **JUNE 12** — Lyle Alzado

HISTORICAL HIGHLIGHTS, CONT.

is named winner of the National Football League Players Association's Byron (Whizzer) White Award as the group's Man of the Year. **OCTOBER 16** — Pushing their season record to 5-0, the Broncos use seven interceptions and a touchdown pass to kicker Jim Turner to trounce the defending world champion Oakland Raiders, 30-7. **NOVEMBER 27** — In a showdown of the two best records in the NFL, the Broncos get a 73-yard interception return for a touchdown by Tom Jackson to dump Baltimore, 27-13, and run their record to 10-1. **DECEMBER 4** — With a 24-14 win at Houston the Broncos clinch a playoff berth, first in the club's history. Later in the day, the Broncos clinch the AFC Western Division championship when the Raiders fall to the Los Angeles Rams. **DECEMBER 18** — The Broncos lose to Dallas in the regular season finale, 14-6, but post the best record in the history of the franchise, 12-2, tied with Dallas for the best in the NFL. **DECEMBER 24** — Before the largest crowd ever to watch a sporting event in the state of Colorado, 75,011, the Broncos stop the Pittsburgh Steelers in the first round of playoff action, 34-21.

1978

JANUARY 1 — In a hard-fought game at Mile High Stadium, the Broncos dethrone the Raiders, 20-17, for the AFC championship and a trip to the Super Bowl in New Orleans. **JANUARY 15** — Broncos fall to the Cowboys, 27-10, in the Super Bowl. **JANUARY 23** — Lyle Alzado, Randy Gradishar, Tom Jackson, Billy Thompson and Louis Wright represent the Broncos in the Pro Bowl, the largest Denver contingent in history. **MARCH** — Only 143 season tickets are not renewed, a new all-time low. **DECEMBER 3** — Broncos win by 21-6 score at Oakland, holding the Raiders without a touchdown for the second time in the season, and moving within one game of AFC West crown. **DECEMBER 10** — Denver downs Kansas City, 24-3, winning second straight division championship, as QB Craig Morton goes 19-for-22 with 16 straight completions, both second best all-time NFL marks. **DECEMBER 30** — Denver loses in the playoffs to eventual Super Bowl champion Pittsburgh Steelers, 33-10.

1979

JANUARY 29 — Broncos are represented by an all-time high of seven players in the NFL Pro Bowl, including Lyle Alzado, Randy Gradishar, Tom Jackson, Riley Odums, Bill Thompson, Rick Upchurch, and Louis Wright. **MARCH** — Only 161 season tickets are not renewed, virtually assuring the Broncos of their tenth straight sellout season. **NOVEMBER 11** — Rick Upchurch becomes the all-time pro football record holder in career punt return yardage. He set the record vs. New England, surpassing the late Emlen Tunnell's total of 2,209 yards. **DECEMBER 17** — Denver clinches a playoff berth for the third straight year. **DECEMBER 23** — Denver loses in wild card playoff game at Houston, 13-7.

1980

JANUARY 27 — The Broncos are represented in the Pro Bowl game by Randy Gradishar, Tom Jackson, Rick Upchurch, and Louis Wright. **MARCH** — Only 146 season tickets are not renewed for 1980, virtually assuring the club of its 11th consecutive sellout campaign. **OCTOBER 5** — Randy Gradishar returns interception 93 yards for a touchdown vs. Cleveland, the longest such return in team history and the NFL's longest for 1980 season. **OCTOBER 13** — Fred Steinfort kicks 57-yard field goal, tying record for third-longest kick in NFL history.

1981

JANUARY — Fred Steinfort is named by Pro Football Weekly as that publication's Golden Toe Award winner for the 1980 season, having tied for the league lead with 26 field goals. **FEBRUARY 25** — Edgar F. Kaiser, Jr. is introduced as the new owner of the Denver Broncos, having purchased the club from principal owners Gerald H. Phipps and Allan R. Phipps. **MARCH 10** — Grady Alderman is named new General Manager and Dan Reeves is named as the new Head Coach. **MARCH** — The Broncos are sold out for their 12th consecutive season. **SEPTEMBER** — Craig Morton throws four touchdown passes in each of two consecutive games, vs. Baltimore and San Diego, a first in franchise history. Wide receiver Steve Watson ties a team record with three touchdown receptions against the Colts on September 20. **NOVEMBER 22** — Watson catches a touchdown pass at Cincinnati to set a new team record with 13 TD catches in one season. **DECEMBER 20** — Watson gains 82 yards on receptions at Chicago, establishing a new Broncos single season mark with 1,244 reception yards. Individually, Morton set single season records for yards gained (3,213), yards passing (3,195), and average gain per play (8.37), while Watson led the AFC in reception yardage and in touchdown receptions (13).

1982

JANUARY 31 — The Broncos are represented in the Pro Bowl game by Randy Gradishar, Bob Swenson, Bill Thompson, and Steve Watson. **MARCH** — Only 49 season ticket accounts have not been renewed for 1982, virtually assuring the Broncos of their 13th consecutive sellout season in Mile High Stadium. **SEPTEMBER 21** — The NFL Players Association begins the first regular season strike in NFL history, resulting in the cancellation of games for eight consecutive weeks. **DECEMBER 3** — Hein Poulus is named Vice President and General Manager of the Broncos. **DECEMBER 19** — Rick Upchurch returns a punt 78 yards for a touchdown against Kansas City to tie the all-time pro football record of eight career touchdowns on punt returns.

1983

JANUARY 3 — Final NFL statistics show Rick Upchurch as the NFL's punt return leader with a 16.1 average and Luke Prestridge as the league's leading punter with a 45.0 mark. **FEBRUARY 6** — The Broncos are represented in the Pro Bowl game by Randy Gradishar, Luke Prestridge, and Rick Upchurch. **MARCH 15** — Only 89 season ticket accounts have not been renewed for 1983, virtually assuring the Broncos of their 14th consecutive sellout season in Mile High Stadium. **MAY 2** — In the biggest trade in franchise history, Denver acquires quarterback John Elway, the first player taken in the NFL draft, and signs him to a five-year contract. **DECEMBER 11** — Elway throws three fourth quarter touchdown passes to erase a 19-0 deficit and lead the Broncos to a 21-19 playoff-clinching win over Baltimore. This marks the fourth Broncos appearance in playoff competition. **DECEMBER 24** — Denver loses the wild card game at Seattle, 31-7.

1984

JANUARY 29 — Randy Gradishar makes his seventh Pro Bowl appearance. Louis Wright also was named to the AFC Pro Bowl team, but was unable to play because of a fractured finger. **MARCH** — Only 146 season ticket accounts have not been renewed for 1984, virtually assuring the Broncos of their 15th consecutive sellout season in Mile High

Stadium. **MARCH 23** — Pat Bowlen is introduced as the new owner of the Denver Broncos, assuming the title of President and Chief Executive Officer. **NOVEMBER 18** — The Broncos beat Minnesota 42-21 for the club's 10th straight victory, a team record. John Elway tied a Denver record throwing five touchdown passes in the game. **DECEMBER 15** — Denver wins its 13th game of the season, the most in Broncos history, and captures the AFC West crown with a 31-14 win over Seattle. Sammy Winder finishes the season with 1,153 yards rushing, and Steve Watson gains 1,170 yards receiving — the first time Denver has had 1,000-yard performers in both categories in the same season. **DECEMBER 30** — Pittsburgh defeats Denver 24-17 in a divisional playoff game.

1985

JANUARY 27 — Sammy Winder represents the Broncos in the NFL Pro Bowl. **FEBRUARY 18** — Owner Pat Bowlen names John Beake as General Manager and Dan Reeves as Vice President of the club. **MARCH** — Only 82 season ticket accounts have not been renewed for the 1985 season, virtually assuring the Broncos of their 16th consecutive sellout season in Mile High Stadium. **DECEMBER 20** — Denver beats Seattle 27-24 to close out the season at 11-5. The Broncos set season records with total yards (5,496) and total points (380). John Elway, who threw for 432 yards against Seattle, set Denver records in total offense (4,144 yards) and passing yards (3,891) for the season, and Karl Mecklenburg's 13 quarterback sacks also set a new Broncos standard.

1986

FEBRUARY 2 — The Broncos are represented by four players in the Pro Bowl — Rulon Jones, Karl Mecklenburg, Dennis Smith, and Louis Wright. **FEBRUARY 26** — Owner Pat Bowlen holds ground breaking ceremonies for 60 luxury Penthouse Suites to be built atop Mile High Stadium's fifth level. **MARCH** — Only 127 season ticket accounts have not been renewed for the 1986 season, virtually assuring the Broncos of their 17th consecutive sellout season in Mile High Stadium. **OCTOBER 12** — Broncos post a 31-14 win over San Diego to equal best start in team history with 6-0 record. **DECEMBER 13** — Denver, which had clinched AFC Western Division title by virtue of a Seattle win over Los Angeles the previous Monday night, clinched home field advantage for first playoff game by defeating Washington, 31-30. **DECEMBER 20** — Broncos conclude regular season play with second straight 11-5 record. Thirty-five individual and team records were set by the Broncos in 1986. DE Rulon Jones was named the AFC Defensive Player of the Year by UPI, and LB Karl Mecklenburg was named the AFC Player of the Year by the Football News.

1987

JANUARY 4 — Broncos post a 22-17 playoff win over New England Patriots before 76,105, largest crowd ever to watch a Denver home game. **JANUARY 11** — Broncos post a thrilling, 23-20 overtime win over the Cleveland Browns to win the AFC championship and earn a trip to Super Bowl XXI. **JANUARY 18** — A crowd of over 63,000 attends a Mile High Stadium rally prior to team's departure for Pasadena. **JANUARY 25** — The Broncos lose to the New York Giants by a 39-20 score in Super Bowl XXI, a game watched by 101,063 at the Rose Bowl and played before a national television audience of 127,000,000. In addition, the game was televised live in 53 other nations. **JANUARY 26** — Over 100,000 fans welcome Broncos home in parade through downtown Denver. **FEBRUARY 1** — Six Broncos play in the Pro Bowl game, including Keith Bishop, John Elway, Rulon Jones, Karl Mecklenburg, Dennis Smith, and Sammy Winder. **MARCH** — Only 58 season ticket accounts have not been renewed for the 1987 season, virtually assuring the Broncos of their 18th consecutive sellout season in Mile High Stadium, longest sellout streak in the AFC and second longest in the NFL. **AUGUST 9** — The Broncos lose 28-27 to the Los Angeles Rams in American Bowl '87, a pre-season game played in storied Wembley Stadium in London, England. **SEPTEMBER 22** — The NFL Players Association goes on strike, resulting in the cancellation of games for the weekend of Sept. 28. **OCTOBER 4** — Denver loses 40-10 to Houston in the first of three "replacement" games. **NOVEMBER 29** — Denver grabs a 31-17 win over San Diego in the 400th game for both franchises. The contest also marks Dan Reeves' 100th game as the Broncos' head coach. **DECEMBER 27** — The Broncos win their third AFC West title in four years after shutting out San Diego 24-0 in a blizzard. Denver finishes the season with a 10-4-1 record, the only team in the NFL to post eight 10-win seasons since 1977. Quarterback John Elway is named NFL Most Valuable Player by AP.

1988

JANUARY 10 — The Broncos advance to the AFC Championship Game with a 34-10 victory over Houston before 75,968 in Mile High Stadium. **JANUARY 17** — Denver becomes the first AFC team to win consecutive conference championships since Pittsburgh of 1978-79 by defeating Cleveland 38-33. The game garnered a 91 television share in the Denver area, believed to be an all-time national viewing high. **JANUARY 31** — The Broncos lose to Washington 42-10 in Super Bowl XXII in San Diego Jack Murphy Stadium. **FEBRUARY 6** — Three players represent Denver in the Pro Bowl game, Keith Bishop, John Elway, and Karl Mecklenburg. **MARCH** — The Broncos are virtually assured of their 19th consecutive sellout campaign as just 91 season ticket accounts are not renewed for the 1988 campaign. **JUNE 3** — The Broncos acquire future Hall of Fame RB Tony Dorsett from the Dallas Cowboys in exchange for a future draft choice. The 1988 campaign will be Dorsett's 12th in pro football. **SEPTEMBER 26** — RB Tony Dorsett eclipses Jim Brown to become the second leading rusher in pro football history, trailing only Walter Payton. **DECEMBER 17** — The Broncos close out the season with a 21-10 win over New England and a disappointing 8-8 record, marking the end of Denver's two-year reign as AFC champions. QB John Elway concludes the season with 3,309 yards passing and 234 rushing to become the first player in football history to have four consecutive years with over 3,000 passing yards combined with over 200 rushing yards. Dorsett finishes the year second to Payton among football's all-time rushing leaders with 12,739 yards.

1989

JANUARY 29 — Punter Mike Horan is the Broncos' lone representative in the AFC-NFC Pro Bowl Game. **APRIL** — The Broncos conclude season ticket renewals and waiting list additions for 1989, virtually assuring the team of its 20th consecutive sellout campaign at Mile High Stadium. **NOVEMBER 26** — The Broncos clinch their third AFC West title in four seasons after a 41-14 victory at home against Seattle. **DECEMBER 16** — Denver wraps up home field advantage for the AFC Playoffs with 37-0 win at Phoenix.

1990

JANUARY 7 — The Broncos advance to the AFC Championship Game with a come-from-behind 24-23 win over Pittsburgh. **JANUARY 14** — The Broncos become the only AFC team to win three conference titles in the 1980s with a 37-21 victory over Cleveland in the AFC Championship Game. **JANUARY 28** — Denver loses 55-10 to San Francisco in Super Bowl XXIV in the New Orleans Superdome. **FEBRUARY 4** — Three players represent the Broncos



HISTORICAL HIGHLIGHTS, CONT.

in the Pro Bowl; Kicker David Treadwell, nose tackle Greg Kragen and safety Dennis Smith. Linebacker Karl Mecklenburg was selected to start in the game but could not participate because of a knee injury suffered in the Super Bowl. **FEBRUARY 26** — The National Football League announces that the Broncos will face Seattle in an Aug. 4 pre-season game in Tokyo, Japan. **MARCH 5** — The Paul D. Bowlen Memorial Broncos Centre opens in southeast Denver, housing all of the team's office and training facilities. **AUGUST 5** — The Broncos defeat the Seattle Seahawks by a score of 10-7 in American Bowl '90, played before a sellout audience in the Tokyo Dome in Tokyo, Japan. The game marks Denver's second appearance in an international game, having played the Los Angeles Rams in London in a 1987 American Bowl contest. **NOVEMBER 22** — The Broncos drop a 40-27 game to the Detroit Lions in the Lions' annual Thanksgiving Day contest, marking Denver's fifth appearance in a Thanksgiving Day game, including four in Detroit and one in Denver (a 46-45 loss to the New York Titans in 1962). **DECEMBER 30** — Running back Bobby Humphrey finishes the season with 1,202 rushing yards, becoming one of just 10 backs to rush for over 1,000 yards in each of their first two NFL seasons. Mike Horan leads the entire NFL in punting (44.4) and in net punting average (38.9). The Broncos also boast the NFL's kickoff return leader in Kevin Clark who posts a 25.3 average.

1991

FEBRUARY 3 — Safeties Steve Atwater and Dennis Smith, along with running back Bobby Humphrey, appear in the AFC-NFC Pro Bowl game in Honolulu, Hawaii. It is the first appearance each for Atwater and Humphrey. **JULY 27** — The Broncos lose 14-3 to Detroit in the Hall of Fame Game played in Canton, Ohio. Former Broncos assistant coach Stan Jones is inducted into the Hall. **SEPTEMBER 1** — Denver records its biggest opening day win ever with a 45-14 pounding of Cincinnati. **DECEMBER 8** — A 17-7 win at Cleveland clinches a playoff berth for the Broncos. **DECEMBER 22** — Denver closes out the regular season at 12-4 and wins the AFC West title for the fifth time in eight years.

1992

JANUARY 4 — The Broncos overcome a 21-6 deficit to defeat Houston 26-24 in an AFC Divisional Playoff Game. The winning field goal was set up by a drive that began at the Denver two. The Broncos converted two fourth down plays to keep the possession alive. **JANUARY 12** — Despite a sterling effort by Denver's defense, the Broncos fall 10-7 to Buffalo in the AFC Championship Game. The Bills' high-powered offense managed just 213 yards and 12 first downs in the game. **FEBRUARY 2** — Running back Gaston Green, linebacker Karl Mecklenburg, and safeties Steve Atwater and Dennis Smith represent the Broncos in the Pro Bowl. **MARCH** — The Broncos conclude season ticket renewals and waiting list additions for 1992, virtually assuring the franchise of its 23rd consecutive sellout season. Denver is also named a participant in America Bowl '92, to be played in Berlin. **AUGUST 15** — The Broncos lose to the Miami Dolphins, 31-27, in American Bowl '92 in Berlin's Olympic Stadium. **DECEMBER 28** — Denver Broncos President Pat Bowlen announces that the franchise will not renew the contract of Dan Reeves, thus creating a coaching vacancy in Denver for the first time since 1981. Reeves ends his Denver career with a record of 116-78-1.

1993

JANUARY 25 — Wade Phillips is hired as the 10th head coach in Bronco history, signing a three-year contract as head coach after four seasons as the Broncos' defensive coordinator. **MAY** — The Broncos conclude their season ticket sales, guaranteeing the 24th straight sellout campaign at Mile High Stadium. **DECEMBER** — Quarterback John Elway is named AFC Most Valuable Player (UPI, Kansas City 101 Club, Football News) after his best pro season, in which he led the AFC in rating (92.8), attempts (551), completions (348), completion percentage (63.2), touchdowns (25), and yards (4,030).

1994

JANUARY 9 — The Broncos return to the playoffs as a Wild Card team, dropping a 42-24 first round game to the Los Angeles Raiders at the Los Angeles Memorial Coliseum. The wild card playoff game marked Denver's ninth nationally televised game of the 1993 season, bringing the Broncos' eight-year total (1986-93) to 84 national television dates. **FEBRUARY 6** — The Broncos are represented in the AFC-NFC Pro Bowl game by quarterback John Elway, tight end Shannon Sharpe, linebacker Karl Mecklenburg, and safeties Steve Atwater and Dennis Smith. **MARCH** — The Broncos and Raiders are named to oppose each other in an American Bowl '94 Game in Barcelona. The Broncos thus join San Francisco as the only two teams to have been asked to represent the NFL in London, Tokyo, Berlin, and Barcelona. **MAY** — The Broncos conclude season ticket renewals and waiting list additions for 1994, leading to an anticipated 25th consecutive season of sellouts at Mile High Stadium.

1995

JANUARY 31 — Mike Shanahan is hired as the 11th head coach in Bronco history. Shanahan, a Denver assistant coach from 1984-87 and 1989-91, signed a seven-year contract as head coach after spending the previous three years in San Francisco where he served as offensive coordinator. **FEBRUARY 5** — The Broncos are represented in the annual AFC-NFC Pro Bowl by safety Steve Atwater, quarterback John Elway and offensive tackle Gary Zimmerman. Tight end Shannon Sharpe was also selected but did not play. **MARCH** — The Broncos are selected to face San Francisco in an American Bowl '95 Game in Tokyo, joining the 49ers and Dallas as the only NFL teams to participate in five American Bowl Games. **AUGUST 5** — The Broncos defeat San Francisco 24-10 in the American Bowl in Tokyo, Japan. **NOVEMBER 5** — John Elway passes for 256 yards in a 38-6 Broncos home win over Arizona to surpass the 40,000-yard passing plateau, just the seventh player in pro football history to accomplish that feat. **NOVEMBER 19** — KOA play-by-play announcer Larry Zimmer calls his 500th Broncos game as a member of the KOA broadcast team, as Denver defeats San Diego 30-27. **DECEMBER 10** — Broncos running back/kick returner Glyn Milburn tallies an NFL-record 404 all-purpose yards in a 31-27 loss to Seattle at Mile High Stadium. He surpassed Billy Cannon's previous record of 373 yards, set 35 years prior to the day (12/10/61). Milburn racked up 131 rushing yards, 45 receiving yards, 133 yards on kickoff returns and 95 yards on punt returns. **DECEMBER 24** — The Broncos close the season with a 31-28 win at Oakland, and establish franchise single-season records in seven different offensive categories: points scored (388), total yards (6,040), avg. gain per play (5.70), avg. gain per rush (4.53), touchdown passes (27, tie), passing yards (4,045) and first downs passing (205).



1996

FEBRUARY 4 — Denver is represented in the annual AFC-NFC Pro Bowl in Honolulu by safety Steve Atwater, kicker Jason Elam, running back/kick returner Glyn Milburn, wide receiver Anthony Miller and tight end Shannon Sharpe. Tackle Gary Zimmerman was selected but did not play because of injury. **OCTOBER 20** — Terrell Davis sets a franchise record with 194 rushing yards in a 45-34 win over the Baltimore Ravens. **DECEMBER 1** — The Broncos win the AFC West and clinch home-field advantage for the playoffs with a 34-7 win over Seattle. The win is also Denver's ninth straight, the second-longest streak in franchise history. **DECEMBER 15** — John Elway becomes the winningest quarterback in NFL history with a 24-19 defeat of Oakland, the 126th of his career. The win also secures a perfect 8-0 home record for the season, for just the second time in franchise history. **DECEMBER 22** — Elway becomes just the third player in NFL history to pass for over 45,000 yards in a career. Terrell Davis wins the AFC rushing crown with a franchise-record 1,538 yards, while also posting franchise bests in carries (345), rushing touchdowns (13) and total touchdowns (15). The team ties for the NFL's best record (13-3; tied for best in franchise history) and ranks first in the league in total offense and rushing offense, as well as fourth in total defense, including a No. 1 mark against the run. Franchise records are set for points scored (391), highest average gain per rush (4.5; tie with '95 team), fewest rushing yards allowed (1,331) and fewest rushing first downs allowed (67). **DECEMBER 26** — Terrell Davis is named NFL Offensive Player of the Year by the Associated Press, and joins three other Broncos as first-team All-Pro performers: Shannon Sharpe, Alfred Williams and Gary Zimmerman.

1997

JANUARY 4 — Denver hosts its first playoff game since Jan. 4, 1992 as the Jacksonville Jaguars come to Mile High Stadium for an AFC Divisional Playoff contest. **FEBRUARY 2** — Denver is represented in the annual AFC-NFC Pro Bowl in Honolulu by safety Tyrone Braxton, running back Terrell Davis, defensive tackle Michael Dean Perry, linebacker Bill Romanowski, tight end Shannon Sharpe and defensive end Alfred Williams. Safety Steve Atwater, quarterback John Elway and tackle Gary Zimmerman are also selected but do not play in the game because of injury. **FEBRUARY 4** — The Broncos unveil new uniforms featuring the traditional Bronco orange with a navy blue, and a new helmet logo that features a powerful, dynamic Bronco. The helmet is blue, with the horse done in white with orange highlights. **MARCH** — The Broncos are selected to face Miami in an American Bowl '97 contest. In Mexico City, Mexico. The appearance marks the Broncos' sixth in an American Bowl, tying the club with San Francisco for most in the NFL since American Bowl games began being played in 1985. **AUGUST 4** — Denver and Miami meet in Mexico City, Mexico, in an American Bowl '97 contest, won by the Dolphins, 38-19, at Estadio Guillermo Canedo. **SEPTEMBER 21** — Running back Terrell Davis sets a franchise record by rushing for 215 yards in a 38-20 win over Cincinnati at Mile High Stadium. He is named AFC Offensive Player of the Week, en route to an AFC Player of the Month award for September. **OCTOBER 6** — Denver defeats New England 34-13 in a Monday Night battle of the league's two remaining unbeaten, representing the furthest into a season that two undefeated teams have met on Monday Night Football. Linebacker John Mobley is named AFC Defensive Player of the Week in recognition of his 15-tackle effort that included an interception return for a touchdown. **OCTOBER 26** — The Broncos defeat the Bills 23-20 in overtime at Buffalo's Rich Stadium, a mere 15 hours after arriving in Buffalo, due to a severe snowstorm that dumped more than a foot of snow on the Denver area, with drifts piled several feet higher in some areas. The Broncos' chartered flight leaves Denver 10 hours late, at 8 p.m. (MT) Saturday, Oct. 25, after an ordeal that involves numerous players' vehicles being stranded in snow-drifts trying to reach the team buses at Broncos headquarters. Several players make their way to headquarters by way of snowmobiles after being picked up by citizens. **NOVEMBER 2** — John Elway sets two milestones and earns AFC Offensive Player of the Week honors on this day as the Broncos defeat Seattle 30-27 at Mile High Stadium. With 252 passing yards, Elway moves past Fran Tarkenton into second-place all-time in NFL passing yardage, and his 276 total yards make him just the third player in NFL history to top the 50,000-yard plateau. He will later be named NFL Offensive Player of the Month for November. **NOVEMBER 9** — Cornerback Darrien Gordon ties an NFL record by returning two punts for touchdowns in the same quarter, a feat previously accomplished just twice in NFL history. His scoring returns of 82 and 75 yards in the first quarter staked Denver to a 14-0 lead en route to a 34-0 defeat of Carolina. The two touchdown returns in a game also tie Rick Upchurch's franchise record, while his 168 punt return yards set a new franchise standard, as Gordon wins AFC Special Teams Player of the Week honors. **DECEMBER 21** — Denver closes its regular season with a 38-3 victory over San Diego to secure its second straight undefeated regular season at home, only the third NFL team to do so since the schedule expanded to 16 games in 1978. The Broncos set new franchise records by posting nine double-digit victories in one season and scoring more than 30 points in nine different games. **DECEMBER 27** — The Broncos defeat Jacksonville 42-17 in an AFC Wild Card Game at Mile High Stadium to record their first playoff victory since Jan. 4, 1992. In the game, Denver sets club postseason records for rushing yards (310), total yards (511), rushing attempts (49), points in a quarter (21; 4th quarter), total points (42), first downs (28), rushing first downs (18) and third-down efficiency (75%). Terrell Davis rushes for a club postseason record 184 yards, and is complemented by Derek Loville's 103 yards rushing, making Denver just the third team in NFL postseason history to post two 100-yard rushers in the same game. Denver's 40:59 of possession time and 310 rushing yards both rank as the fifth-highest totals ever in an NFL playoff game. Instrumental in the performance is the offensive line, which, as a unit, is named NFL Offensive Player of the Week. It marks just the second time in NFL history — and first in the postseason — that an Offensive Line is named Player of the Week.

1998

JANUARY 4 — Denver wins a road playoff game for only the second time in franchise history by defeating the Chiefs 14-10 in an AFC Divisional Playoff Game at Kansas City's Arrowhead Stadium. **JANUARY 11** — The Broncos win their fifth AFC Championship — and win on the road for the second straight week in the playoffs — by topping the Steelers 24-21 at Pittsburgh's Three Rivers Stadium. The win makes Denver just the fifth Wild Card team to advance to the Super Bowl since the Wild Card format was adopted in 1970. **JANUARY 25** — Denver claims its first World Championship with a 31-24 victory over defending champion Green Bay in Super Bowl XXXII at Qualcomm Stadium in San Diego. The Broncos become the first team from the American Football Conference in 14 years to win the Super Bowl, and only the second Wild Card team ever to do so. Running back Terrell Davis sets a Super Bowl record with three rushing touchdowns to claim the Pete Rozelle Award as the game's Most Valuable Player. Davis finishes with 157 yards rushing and ties the Super Bowl record for total touchdowns (3) and points scored (18). The game marks the first time in Super Bowl history that each team scored a touchdown on its first possession, and the Broncos become just the fourth team in Super Bowl history to score on each of their first three possessions. **JANUARY 27** — An estimated 650,000 fans gather in downtown Denver for a victory parade and rally to honor the World Champion Denver Broncos. The parade follows a route along 17th street, from Wynkoop to Broadway, and then along Broadway for several blocks before working its way to the steps of the Denver City and County Building, where a rally


HISTORICAL HIGHLIGHTS, CONT.

is held. Broncos owner Pat Bowlen, head coach Mike Shanahan, quarterback John Elway, running back Terrell Davis, Colorado Governor Roy Romer and Denver Mayor Wellington Webb address the sea of Broncos fans who pack the grounds in front of the stage, and Elway and Davis are honored with street signs bearing their names. **FEBRUARY 1** — The Broncos are represented in the annual AFC-NFC Pro Bowl in Honolulu by running back Terrell Davis, center Tom Nalen, tight end Shannon Sharpe and defensive end Neil Smith. Quarterback John Elway is also selected, but opts not to play in the game due to injury. **APRIL 22** — Colorado Governor Roy Romer signs into law SB 171, a bill authorizing voters to decide upon a ballot issue that would appropriate tax money to partially fund a new football stadium in Denver. **JUNE 5** — Broncos players and coaches receive their Super Bowl rings in a private ceremony at team headquarters. **JUNE 16** — The Denver Broncos travel to Washington, D.C. for a special ceremony in which they are honored by President Bill Clinton at the White House for their victory in Super Bowl XXXII. Terrell Davis delivers to the President a Broncos jersey number "1" with "Clinton" on the back. **SEPTEMBER 21** — The Denver Broncos and San Diego Chargers are selected to play the first NFL game in Australia, an American Bowl '99 contest, Sun., Aug. 8 at Stadium Australia at Homebush Bay in Sydney. **OCTOBER 25** — Broncos kicker Jason Elam ties a 28-year old NFL record by making a 63-yard field-goal attempt vs. Jacksonville at Mile High Stadium. The record-tying kick comes in the final seconds of the first half, in a game won by the Broncos, 37-24. **NOVEMBER 3** — Denver-area voters approve a ballot issue to appropriate tax money to partially fund a new football stadium in Denver. The Broncos would begin play in the new stadium at the beginning of the 2001 season. **NOVEMBER 22** — Broncos quarterback John Elway becomes just the second player in NFL history to compile 50,000 yards passing during a career, joining Miami's Dan Marino. Elway reaches the plateau on a 5-yard completion to wide receiver Willie Green in the first quarter of a 40-14 win over Oakland at Mile High Stadium. **NOVEMBER 29** — The Broncos clinch the AFC West division title for the ninth time in franchise history with a 31-16 win at San Diego. **DECEMBER 6** — The Broncos tie an NFL record by winning their 18th game in a row (regular and postseason combined), a 35-31 comeback defeat of Kansas City at Mile High Stadium. The only other teams to win 18 straight games are Chicago (1933-34 and 1941-42), Miami (1972-73) and San Francisco (1989-90). The win also gave the Broncos a 13-0 record to begin the season, tied for second-best in NFL history. The 1972 Miami Dolphins went undefeated through a 14-game schedule, while the 1934 Chicago Bears started 13-0. **DECEMBER 27** — The Broncos close the regular season with a 14-2 record, best in franchise history, by virtue of a 28-21 win over Seattle. It marked the third consecutive season in which the club went undefeated at home, joining just three other teams in NFL history to accomplish the feat, and the first since the 16-game schedule was instituted in 1978. In the game, Terrell Davis rushes for 178 yards to finish with 2,008 for the season, and 6,413 for his career, overtaking Floyd Little (6,323) as the club's all-time leading rusher. He becomes just the fourth player in NFL history to rush for more than 2,000 yards in a season, joining Eric Dickerson (2,105 in 1984), Barry Sanders (2,053 in 1997) and O.J. Simpson (2,003 in 1973), and also sets Broncos single-season records for rushing attempts (392), rushing touchdowns (21), touchdowns (23), points scored (138), total yards from scrimmage (2,225) and 100-yard games (11). Davis is named NFL Most Valuable Player by the Associated Press, and is a unanimous All-NFL selection, along with tight end Shannon Sharpe. The Broncos set franchise single-season records for rushing touchdowns (26), passing touchdowns (32), total touchdowns (62), points scored (501), first downs (347), rushing yards (2,468), total yards (6,092), highest avg. gain per play (5.9), PATs made (58) and attempted (59) and punting average (46.2).

1999

JANUARY 9 — Denver defeats Miami 38-3 in an AFC Divisional Playoff Game at Mile High Stadium, to win its fifth straight postseason contest. It is Denver's largest winning margin in the postseason, and the team sets postseason defensive records for rushing yards (14), rushing avg. (1.1) and points (3) allowed. Terrell Davis' 199 rushing yards represent the fourth-highest single-game total in NFL postseason history. **JANUARY 17** — Denver defeats the New York Jets 23-10 in the AFC Championship Game at Mile High Stadium to reserve its sixth Super Bowl trip, an AFC record. The Broncos erase a 10-0 third-quarter deficit by scoring 20 points in the period to win going away. **JANUARY 31** — Denver defeats Atlanta 34-19 in Super Bowl XXXIII at Pro Player Stadium in Miami, Fla., to claim its second straight World Championship. Denver becomes just the sixth franchise in league history to win back-to-back Super Bowls, joining Green Bay (Super Bowls I and II), Miami (VII and VIII), Pittsburgh (IX and X; XIII and XIV), San Francisco (XXIII and XXIV) and Dallas (XXVII and XXVIII). John Elway is named Most Valuable Player of Super Bowl XXXIII, passing for 336 yards and a touchdown, and rushing for another score. Terrell Davis (102 yds.) sets an NFL record by rushing for 100 yards in his seventh straight postseason contest, and fullback Howard Griffith rushes for two touchdowns. Rod Smith's 80-yard touchdown reception from Elway stands as the second-longest play from scrimmage in Super Bowl history, defensive tackle Mike Lodish sets an NFL record by playing in his sixth Super Bowl (4 with Buffalo, 2 with Denver). Cornerback Darrien Gordon's 108 yards on two interception returns establish a Super Bowl record, and also make him the Super Bowl career leader for interception-return yards. **FEBRUARY 1** — The Broncos return to Denver from Miami and are greeted by an estimated 375,000 fans lining a parade route that takes the team through downtown, along Broadway, to a rally at Civic Center Park. From the steps of the Denver City and County Building, Broncos players and coaches thank the fans for their support, and share the victory with them. Broncos owner Pat Bowlen, head coach Mike Shanahan, quarterback John Elway, running back Terrell Davis, Colorado Governor Bill Owens and Denver Mayor Wellington Webb address the crowd. **FEBRUARY 7** — The Broncos are represented in the annual AFC-NFC Pro Bowl in Honolulu by a franchise-record 10 players: safety Steve Atwater, running back Terrell Davis, kicker Jason Elam, quarterback John Elway, tackle Tony Jones, wide receiver Ed McCaffrey, center Tom Nalen, linebacker Bill Romanowski, guard Mark Schlereth and tight end Shannon Sharpe. Davis and Sharpe are unable to play in the game due to injury. **APRIL 10** — Chinese Premier Zhu Rongji visits the Paul D. Bowlen Memorial Broncos Centre as part of a nine-day U.S. tour to promote trade with China. The Premier requested the visit as one of the highlights of his trip, and said, "It is a pleasure to visit the home of the Broncos. They are the champions of American football." **JUNE 6** — Broncos players, coaches and staff receive their Super Bowl rings in a private ceremony, followed by a party at the Broadmoor in Colorado Springs, Colo.

MISCELLANEOUS



Mark Schlereth
Two-Time Pro Bowl Selection

DENVER BRONCOS IN THE COMMUNITY

For nearly 40 years, the Broncos have committed both financial support and the time of players, coaches and staff to the community in which we live and work. We've always understood that the loyalty of our fans comes with a responsibility to be truly worthy of that loyalty, and that means more than simply winning football games.

The Broncos' commitment to the Rocky Mountain region starts at the very top. Owner Pat Bowlen has served as Honorary Chairman for the Colorado Family Classic and Colorado Special Olympics Hall of Fame dinner for more than 13 years and runs in the annual Colorado Family Classic 5K fundraising race. Vice President of Administration John Beake serves on the boards of the National Sports Center for the Disabled and St. Joseph Hospital Foundation. From their example, the entire Broncos organization takes its cue.

Our primary mission is simple – to win football games and bring home Super Bowl championships. But along the way, we can certainly find the time and energy to help make Colorado a better place for us all.

DENVER BRONCOS CHARITIES FUND

No single effort better exemplifies the Broncos' commitment to our community than the Denver Broncos Charities Fund. Created in 1994, the Fund raises and grants money to qualified non-profit organizations throughout the state of Colorado. Each dollar raised by the Fund is matched by the Robert R. McCormick Tribune Foundation, greatly increasing the level of assistance provided to the non-profit sector.

The impact of DBCF is best demonstrated by its financial contributions. Since its inception, the Fund has granted nearly \$10 million to charitable organizations in Denver and across the state. In 1998, the Fund raised just under \$3.6 million – an increase of nearly \$1 million from 1997's total.

DBCF focuses its support on three critical areas: programs designed to impact young people in the areas of education, athletics and life skills with efforts aimed at disadvantaged and



Some award-winning Broncos Academy students get a special visit from a few players and the Vince Lombardi Trophy.

at-risk youth, programs devoted to physically and mentally challenged individuals and programs for the hungry and homeless. Throughout the year, Denver Broncos Charities Fund Manager Pam Krotchko helps stage nearly 20 events with partners who work in one or more of these mission areas.

PLAYER INVOLVEMENT

Many Broncos players have faced the challenge of growing up in an adverse environment. Even those who haven't quickly learn how much power they have to improve the lives of those less fortunate than themselves. From delivering anti-drug messages at schools to running youth football camps to chairing fund-raising drives, the Denver Broncos are just as worthy of admiration for their off-field activities as for what they do on the field.

The following list is just a sample of some of the programs Broncos players are actively involved with. Though being a professional football player can certainly be demanding, the men who wear the Denver Broncos uniform understand the importance of taking an active role in our community.

Bubby Brister	— Sungate Family Resource Center
Ray Crockett	— Ronald McDonald Children's Charities, United Way
Terrell Davis	— Salute the Kids Foundation
Jason Elam	— Sungate Family Resource Center
Ed McCaffrey	— Project Home and Denver Ronald McDonald House
John Mobley	— Broncos Bunch Kids Club
Neil Smith	— "Yes I Can" Foundation
Alfred Williams	— St. Anthony's Health Foundation Sack 'Em Project

FOR THE KIDS

Broncos players often see something very special when they look in the eyes of their young fans. They see themselves. That could explain why so many of the club's off-field programs are targeted at young people. Broncos Youth Coordinator and former running back Steve Sewell makes nearly 100 visits a year himself to area schools, delivering anti-drug and anti-alcohol, conflict resolution and esteem-building talks to students throughout Colorado.



Broncos President and CEO Pat Bowlen, pictured above with wife, Annabel, and a Special Olympics honoree at the annual Hall of Fame Gala, has served as Honorary Chairman for the Colorado Special Olympics for 14 years.



Linebacker John Mobley was one of eight Broncos to visit Denver-area schools last season to reward students for their performance in the "Tackle Geography" component of The Denver Post's News in Education Program.

Participating in organized athletics helps build self-esteem, confidence and discipline. From the Police Athletic League to the annual Broncos Bowl state championships, the Broncos help organize and run a number of youth football programs throughout the metro Denver area. Two Broncos Bowl finalists have scrimmaged at halftime of a Broncos home game each of the past three seasons, giving the young participants the once-in-a-lifetime thrill of playing in front of 76,000 fans.

All the action isn't just for boys, either. The Broncos partner with Nike to offer the annual Let Us Play! Sports Camp for high-risk girls every summer. The camp offers girls the opportunity to learn how sports can significantly change their lives. Female athletes and Broncos players talk to the camp attendees about what sports has done for them.



The Broncos have made the Wells Fargo Bank Cup an annual event that raises money for the National Sports Center for the Disabled, located at Winter Park Ski Area.



Broncos staff members, as well as current and former players, have donated their time generously to make the annual Colorado Family Classic a hit with kids and a major fund-raiser for St. Joseph Hospital.

ALUMNI AND CHEERLEADERS

Denver Broncos Cheerleaders and alumni both pride themselves on playing an active role in the Denver community. Civic responsibility is a key element of the Cheerleaders' selection process, and the very mission of the Broncos Alumni Council is "to be actively involved in the community with honor and integrity."

Broncos Cheerleaders spend eight to 10 hours a week practicing in addition to being students or holding full-time jobs. The squad still found the time to spend nearly 800 hours in 1998 partic-



Lisa McCaffrey accepts a donation for the Broncos Wives Food Drive from two fans who know how to beat the cold November weather at Mile High Stadium.



Former Bronco Larry Brunson helps sell "Huddle Hankies" before a game to benefit Denver Broncos Charities Fund partner Supporters of Children.

ipating in 52 community programs and events. Craig Hospital and Children's Hospital both receive annual visits from the Cheerleaders, who brighten the days of all the patients they meet. Even on game days, team members make a point to meet sick or disabled fans before kickoff to give them a special Broncos greeting.

Broncos alumni are also giving back to the region that gave so much to them during their playing days. Kicker and Alumni Council President Rich Karlis devotes much of his time to domestic violence center Family Tree. Linebacker Karl Mecklenburg is an active supporter and board member of A Grassroots Aspen Experience, an outdoor esteem-building program for inner-city youth. Ring of Fame defensive back Billy Thompson remains with the club as the Broncos Director of Player Relations, representing the organization at many local fundraisers. And many former players are frequent speakers at area Rotaries and other civic groups.



THE DENVER BRONCOS CHEERLEADERS

Now in their seventh season, the Denver Broncos Cheerleaders are one of the newest teams in the National Football League, especially for an NFL franchise in its 40th year. The Broncos brought back cheerleaders in 1993 after a 17-year absence and are proud of the work the team does both on the field and, most importantly, in the community.

The Broncos Cheerleaders are selected through auditions held each spring. This year, nearly 300 women tried out for the 26 available positions. Auditions focus primarily on dance ability, however, appearance, personal accomplishments and community involvement are also contributing factors.

Known for their distinctive western uniforms, the Cheerleaders wear long, leather chaps and jackets in the fall months, ski-wear for cold games and a more traditional cheerleading leather skirt and vest in the summer months. The three uniform changes give them flexibility with the ever-changing Colorado weather.

Each member of the Broncos Cheerleaders has an average of 14 years or more of dance experience. In addition, the team is comprised of athletes, students, mothers and businesswomen. For example, on this year's team there are two mothers, 13 bachelor's degree-holders, one teacher, the current 1999 Miss Colorado USA, 1998 Miss Teen Colorado USA, 6 gymnasts and 10 full time students.

The Denver Broncos Cheerleaders are active in the Denver community, donating their time for appearances on behalf of a variety of non-profit organizations, including the Broncos Charities Fund. During the 1998 season, the cheerleaders donated over 800 hours to various charities and attended 60 events representing the Denver Broncos. In 1999, the cheerleaders will have a calendar, poster, and other merchandise available for sale.

For more information on the Cheerleaders, call (303) 649-0553, or look up their page on the official Denver Broncos web site at www.DenverBroncos.com.




Teresa Schroeder
Director



Shelly True
Assistant Director



Shawna Arnold
Director, Jr. Cheerleaders





"THUNDER"

THE DENVER BRONCOS MASCOT

When the Denver Broncos take the field at Mile High Stadium, Thunder, the team's mascot, leads the charge.

Although Thunder's registered name is JB Kobask, he was given the "stage name" Thunder for his mascot duties. Thunder made his Mile High Stadium debut September 12, 1993 for the Broncos' victory over the San Diego Chargers.

The 16-year old, pure-bred Arabian stallion, provided by Magness Racing Ventures of Fort Lupton, Colo., is in his sixth season with the Denver Broncos Football Club in 1998. In his first four seasons, Thunder has delighted the crowds and been a big hit with the children. He has also started a new tradition with the Broncos, holding an annual Christmas party for underprivileged kids of the Denver area.

"We are avid Bronco fans and felt that an Arabian stallion would be an appropriate mascot. We are thrilled to have this chance to show the general public that Arabians are athletic, intelligent and friendly animals," says Sharon Magness, administrator of Magness Racing Ventures.

Thunder lives on a 350-acre ranch that serves as the training, showing, breeding and marketing center of Magness Racing Ventures. Sharon Magness also owns and operates a ranch bearing the same name in Santa Ynez, Calif., which she ran jointly with her husband Bob until his death three years ago. The Denver Broncos family mourns the passing of a good friend, but is proud to continue the close relationship it has had with the Magness family over the years.

Thunder — not shy in front of crowds — is a champion show horse whose wins include the Hunter Pleasure Champion of the Wyoming Arabian Horse Association Show in 1993, Reserve Champion of the Pure Breed Western Pleasure at the Colorado State Fair in 1989 and first place in Pure Breed Western Pleasure at the Rocky Mountain Arabian Horse Show in 1989.

Thunder is trained by Tom Hudson, manager/trainer of Magness Racing Ventures and an accomplished equestrian. Hudson shows horses in the top Arabian horse shows around the country, although not with Thunder — he has been taken off the horse-show circuit for his career in football.



Thunder made his debut as the Broncos' mascot in 1994 and was an instant hit with fans in Mile High Stadium.



MILE HIGH STADIUM

Mile High Stadium, home of the Denver Broncos, has been filled for every regular season game since the beginning of the 1970 season, with the exception of two replacement games played during the 1987 player's strike (both games were sold out before the strike). The Broncos have sold out 219 consecutive non-strike regular season games, and with postseason contests the total reaches 232 over the 29-year period.

Expansion of the stadium, begun in 1975, was completed for the 1977 season to give the Broncos the seventh-largest home facility in the league (capacity 76,098).

Denver voters passed a \$25 million bond issue in 1974 to expand and improve the stadium from its capacity of 51,706 to 75,100. The stadium held 63,532 for the 1976 season, halfway through the project.

Bringing the stadium capacity to its present 76,098 in 1986 was the construction of the Penthouse Suites atop the west stands. There are 60 luxury suites that seat 14, 16 or 24 fans each, accessed by private elevators and fully serviced for every Bronco home game.

Making Mile High Stadium unique, however, is its movable east stands. The east stands move in a single section which, when fully extended, forms a horseshoe configuration for football. When the section is retracted, the stadium is in position for baseball.

The dynamics involved in the move are fascinating. First, bear in mind that the east stands section is a three-tiered structure, 535 feet long, 135 feet tall and 200 feet deep, weighing nearly nine million pounds. Second, the stands must be moved a distance of 145 feet.

How is it done? The answer, says DMJM-Phillips-Reister, the engineering-architectural firm in charge of the project, is water.

More than 90,000 square feet of runways serve as the operating surfaces over which the stands move. Water is pumped onto the runways and form a .003 inch sheet upon which the stands rest. Hydraulic rams then push the stands forward at the rate of three feet per minute, making the move last somewhere around two hours.

Originally called Bears Stadium, the facility was built in 1948 for the Denver Bears of baseball's old Western League, with long range plans to utilize it for football as well. When Denver became a charter member of the American Football League in 1959, the south stands (8,100 seats) and portable east stands (9,616 seats) were added to give a capacity of 34,657 for football.

After Denver voters turned down a stadium bond issue to build an all-purpose metropolitan stadium in 1967, a non-profit group began a fund-raising drive with the goal of purchasing the stadium for the city.

In February of 1968, the group bought the stadium from Rocky Mountain Empire Sports for \$1.8 million and presented it to the city of Denver. A 16,000-seat upper deck was immediately constructed over the west stands, raising the capacity to over 50,000 for the 1968 season. In December of 1968, the stadium was renamed Denver Mile High Stadium.



BRONCOS' RADIO NETWORK



Dave Logan
Play-by-Play



Scott Hastings
Color Commentary

It's a Rocky Mountain tradition: 850 KOA and the Denver Broncos. For the 30th consecutive season, Denver's 50,000-watt station serves as the flagship for the Denver Broncos game broadcast network.

Dave Logan is in his third full season as voice of the World Champion Broncos, following seven years as a color analyst. Logan's background reads like an All-American dream: A Colorado native, he is one of two athletes (Dave Winfield) drafted by franchises in Major League Baseball, the NBA and the NFL. Logan chose the latter, starring for the Cleveland Browns from 1976-83, and ascending into the top 5 of virtually every receiving category in the franchise record books. He played his final season in Denver in 1984.

Since then, Logan has brought his love for sports and knowledge of the games to Colorado radio listeners as co-host of KOA's award-winning talk show, the Sports Zoo, weekdays from 3-7 p.m. He was named 1997 Broadcast Citizen of the Year in Colorado, following Colorado Sportscenter of the Year awards in 1992 and '93. Logan and Ron Zappolo co-host the weekly, in-season television show, "Broncos Huddle with Mike Shanahan," on KUSA-TV, and he is also the head football coach at Arvada (Colo.) West High School, leading his team to a state championship in 1997.

Scott Hastings joins Logan in the booth for his third year as color commentator, having proved himself a savvy and thorough analyst, complementing Logan's play-by-play during the Broncos' back-to-back World Championship seasons of 1997 and 1998. An 11-year veteran of the National Basketball Association, Hastings was a member of the 1989-90 World Champion Detroit Pistons.

In addition to his co-hosting duties on KOA's Sports Zoo, Hastings provides NBA sideline reports for TNT and color analysis for Fox Sports Rocky Mountain, and is a former sports anchor on Denver's Channel 2 "Sports Tonight."

DENVER BRONCOS RADIO NETWORK • 1999 AFFILIATE STATIONS

FLAGSHIP STATION: KOA 850 AM, DENVER

COLORADO

Alamosa	KALQ	93.5 FM
Aspen	KNFO	106.1 FM
Colorado Springs	KVOR	1300 AM
Craig	KRAI	550 AM
Durango	KRSJ	100.5 FM
Estes Park	KEZZ	1470 AM
Fort Collins	KIIX	600 AM
Fort Morgan	KSIR	1010 AM
Frisco	KYSL	93.9 FM
Glenwood Springs	KMTS	99.1 FM
Granby	KRKY	930 AM
Grand Junction	KEKB	99.9 FM
Greeley	KFKA	1310 AM
Gunnison	KPKE	1490 FM
Kremmling	KRKM	106.3 FM
La Junta	KBZZ	1400 AM
Lamar	KLMR	93.3 FM
Leadville	KLDD	93.5 FM
Montrose	KUBC	580 AM
Pagosa Springs	KWUF	1400 AM
Pueblo	KCSJ	590 AM
Rifle	KRGS	690 AM
Salida	KVRH	1340 AM
Steamboat Springs	KBCR	1230 AM
Sterling	KNGG	104.7 FM
Walsenburg	KSPK	102.3 FM

IDAHO

Twin Falls	KTFI	1270 AM
KANSAS		
Garden City	KYBD	94.5 FM
Goodland	KLOE	730 AM
Hays	KAYS	1400 AM
Ulysses	KULY	1420 AM
Wichita	KNSS	1240 AM

MONTANA

Billings*	KGHL	790 AM
Bozeman*	KMMS	1450 AM
Dillon*	KDBM	1490 AM
Glendive*	KDZN	96.5 FM
Great Falls*	KEIN	1310 AM
Kalispell*	KOFI	1180 AM
Lewiston*	KXLO	1230 AM
Malta*	KMMR	100.1 FM
Miles City*	KMTA	1050 AM
Missoula*	KGRZ	1450 AM
Wolf Point*	KVCK	1450 AM
Colstrip Cable Radio*		

NEBRASKA

Alliance	KCOW	1400 AM
Chadron	KCSR	610 AM
Falls City	KLCA	101.3 FM
Kearney	KKPR	1460 AM
Lexington	KRVN	880 AM
Lincoln	KLMS	1480 AM
North Platte	KOOQ	1410 AM
Ogallala	KOGA	99.7 FM
Scottsbluff	KNEB	960 AM

NEVADA

Las Vegas	KSHP	1400 AM
-----------	------	---------

NEW MEXICO

Albuquerque	KNML	1050 AM
Farmington	KENN	1390 AM
Portales	KSEL	1450 AM
Raton	KRTN	93.7 FM

OKLAHOMA

Norman	KNOR	1400 AM
Tulsa	KHJM	100.3 FM

SOUTH DAKOTA

Aberdeen	KSDN	930 AM
Belle Fourche*	KBFS	1450 AM
Custer*	KAWK	105.1 FM
Hot Springs*	KZMX	96.7 FM
Lammon*	KBJM	1400 AM
Rapid City	KOTA	1380 AM

UTAH

Blanding	KUTA	790 AM
Logan	KVNU	610 AM
Salt Lake City	KFNZ	1320 AM

TEXAS

Amarillo	KPUR	1440 AM
----------	------	---------

WYOMING

Buffalo*	KBBS	1450 AM
Casper	KTWO	1030 AM
Cheyenne	KGAB	650 AM
Cody*	KODI	1400 AM
Douglas*	KKTY	1470 AM
Gillette*	KIML	1270 AM
Green River*	KUGR	1490 AM
Kemmerer*	KMER	950 AM
Lander	KQVE	1330 AM
Laramie	KOWB	1290 AM
Newcastle*	KASL	1240 AM
Rawlins*	KRAL	1240 AM
Riverton*	KVOW	1450 AM
Sheridan*	KROE	930 AM
Sundance*	KYDT	103.1 FM
Thermopolis*	KTHE	1240 AM
Torrington*	KGOS	1490 AM
Wheatland*	KYCN	1340 AM
Worland*	KWOR	1340 AM

*Northern Sports Network

FINAL 1998 NFL STANDINGS

AMERICAN FOOTBALL CONFERENCE

Eastern Division

	W	L	T	Pct.	Pts.	OP
N.Y. Jets	12	4	0	.750	416	266
Miami*	10	6	0	.625	321	265
Buffalo*	10	6	0	.625	400	333
New England*	9	7	0	.563	337	329
Indianapolis	3	13	0	.188	310	444

Central Division

	W	L	T	Pct.	Pts.	OP
Jacksonville	11	5	0	.688	392	338
Tennessee	8	8	0	.500	330	320
Pittsburgh	7	9	0	.438	263	303
Baltimore	6	10	0	.375	269	335
Cincinnati	3	13	0	.188	268	452

Western Division

	W	L	T	Pct.	Pts.	OP
Denver	14	2	0	.875	501	309
Oakland	8	8	0	.500	288	356
Seattle	8	8	0	.500	372	310
Kansas City	7	9	0	.438	327	363
San Diego	5	11	0	.313	241	342

NATIONAL FOOTBALL CONFERENCE

Eastern Division

	W	L	T	Pct.	Pts.	OP
Dallas	10	6	0	.625	381	275
Arizona*	9	7	0	.563	325	378
N.Y. Giants	8	8	0	.500	287	309
Washington	6	10	0	.375	319	421
Philadelphia	3	13	0	.188	161	344

Central Division

	W	L	T	Pct.	Pts.	OP
Minnesota	15	1	0	.938	566	296
Green Bay*	11	5	0	.688	408	319
Tampa Bay	8	8	0	.500	314	295
Detroit	5	11	0	.313	306	378
Chicago	4	12	0	.250	276	368

Western Division

	W	L	T	Pct.	Pts.	OP
Atlanta	14	2	0	.875	442	289
San Francisco*	12	4	0	.750	479	328
New Orleans	6	10	0	.375	305	359
Carolina	4	12	0	.250	336	413
St. Louis	4	12	0	.250	285	378

*Wild Card qualifier for playoffs.

Miami finished ahead of Buffalo based on better net division points (6 to Bills' 0). Oakland finished ahead of Seattle based on head-to-head sweep (2-0). Carolina finished ahead of St. Louis based on head-to-head sweep (2-0).

1998 POSTSEASON

AFC Wild Card Playoff Games

MIAMI 24, Buffalo 17
JACKSONVILLE 25, New England 10

AFC Divisional Playoff Games

DENVER 38, Miami 3
N.Y. JETS 34, Jacksonville 24

AFC Championship Game

DENVER 23, N.Y. Jets 10

NFC Wild Card Games

Arizona 20, DALLAS 7
SAN FRANCISCO 30, Green Bay 27

NFC Divisional Playoff Games

ATLANTA 20, San Francisco 18
MINNESOTA 41, Arizona 21

NFC Championship Game

ATLANTA 30, Minnesota 27 (OT)

Super Bowl XXXIII at Pro Player Stadium, Miami, Fla.

Denver (AFC) 34, Atlanta (NFC), 19

AFC-NFC Pro Bowl at Aloha Stadium, Honolulu, Hawaii

AFC 23, NFC 10

ALL-TIME CHAMPIONSHIP SCORES

SUPER BOWLS

1998	Denver 34, Atlanta 19 at Miami
1999	Denver 31, Green Bay 24 at San Diego
1999	Green Bay 35, New England 21 at New Orleans
1995	Dallas 27, Pittsburgh 17 at Tempe
1994	San Francisco 49, San Diego 26 at Miami
1993	Dallas 30, Buffalo 13 at Atlanta
1992	Dallas 52, Buffalo 17 at Pasadena
1991	Washington 37, Buffalo 24 at Minneapolis
1990	New York Giants 20, Buffalo 19 at Tampa
1989	San Francisco 55, Denver 10 at New Orleans
1988	San Francisco 20, Cincinnati 16 at Miami
1987	Washington 42, Denver 10 at San Diego
1986	New York Giants 39, Denver 20 at Pasadena
1985	Chicago 46, New England 10 at New Orleans
1984	San Francisco 38, Miami 16 at Palo Alto, Calif.
1983	Los Angeles Raiders 38, Washington 9 at Tampa
1982	Washington 27, Miami 17 at Pasadena
1981	San Francisco 26, Cincinnati 21 at Detroit
1980	Oakland 27, Philadelphia 10 at New Orleans
1979	Pittsburgh 31, Los Angeles 19 at Pasadena
1978	Pittsburgh 35, Dallas 31 at Miami
1977	Dallas 27, Denver 10 at New Orleans
1976	Oakland 32, Minnesota 14 at Pasadena
1975	Pittsburgh 21, Dallas 17 at Miami
1974	Pittsburgh 16, Minnesota 6 at New Orleans
1973	Miami 24, Minnesota 7 at Houston
1972	Miami 14, Washington 7 at Los Angeles
1971	Dallas 24, Miami 3 at New Orleans
1970	Baltimore 16, Dallas 13 at Miami
1969	Kansas City 23, Minnesota 7 at New Orleans
1968	New York Jets 16, Baltimore 7 at Miami
1967	Green Bay 33, Oakland 14 at Miami
1966	Green Bay 35, Kansas City 10 at Los Angeles

NFL-NFC CHAMPIONSHIP GAMES

1998	Atlanta 30, Minnesota 27 (OT)
1997	Green Bay 23, San Francisco 10
1996	Green Bay 30, Carolina 13
1995	Dallas 38, Green Bay 27
1994	San Francisco 38, Dallas 28
1993	Dallas 38, San Francisco 21
1992	Dallas 30, San Francisco 20
1991	Washington 41, Detroit 10
1990	N.Y. Giants 15, San Francisco 13
1989	San Francisco 30, Los Angeles 3
1988	San Francisco 28, Chicago 3
1987	Washington, 17, Minnesota 10
1986	New York Giants 17, Washington 0
1985	Chicago 24, Los Angeles Rams 0
1984	San Francisco 23, Chicago 0
1983	Washington 24, San Francisco 17
1982	Washington 34, Dallas 17
1981	San Francisco 28, Dallas 27
1980	Philadelphia 20, Dallas 7
1979	Los Angeles 9, Tampa Bay 0
1978	Dallas 28, Los Angeles 0
1977	Dallas 23, Minnesota 6
1976	Minnesota 24, Los Angeles 13
1975	Dallas 37, Los Angeles 7
1974	Minnesota 14, Los Angeles 10
1973	Minnesota 27, Dallas 10
1972	Washington 26, Dallas 3
1971	Dallas 14, San Francisco 3
1970	Dallas 17, San Francisco 10
1969	Minnesota 27, Cleveland 7
1968	Baltimore 34, Cleveland 0
1967	Green Bay 21, Dallas 17
1966	Green Bay 34, Dallas 27
1965	Green Bay 23, Cleveland 12
1964	Cleveland 27, Baltimore 0
1963	Chicago 14, New York Giants 10
1962	Green Bay 16, New York Giants 7
1961	Green Bay 37, New York Giants 0
1960	Philadelphia 17, Green Bay 13
1959	Baltimore 31, New York Giants 16
1958	Baltimore 23, New York Giants 17 (OT)
1957	Detroit 59, Cleveland 14
1956	New York Giants 47, Chicago 7
1955	Cleveland 38, Los Angeles 14
1954	Cleveland 56, Detroit 10
1953	Detroit 17, Cleveland 16
1952	Detroit 17, Cleveland 7
1951	Los Angeles 24, Cleveland 17
1950	Cleveland 30, Los Angeles 28
1949	Philadelphia 14, Los Angeles 0
1948	Philadelphia 7, Chicago Cardinals 0
1947	Chicago Cardinals 28, Philadelphia 21
1946	Chicago Bears 24, New York Giants 14
1945	Cleveland Rams 15, Washington 14
1944	Green Bay 14, New York Giants 7
1943	Chicago Bears 41, Washington 21
1942	Washington 14, Chicago Bears 6
1941	Chicago Bears 37, New York Giants 9
1940	Chicago Bears 73, Washington 0
1939	Green Bay 27, New York Giants 0
1938	New York Giants 23, Green Bay 17
1937	Washington 28, Chicago Bears 21
1936	Green Bay 21, Boston Redskins 6
1935	Detroit Lions 26, New York Giants 7
1934	N.Y. Giants 30, Chicago Bears 13
1933	Chicago Bears 23, N.Y. Giants 21

AFL-AFC CHAMPIONSHIP GAMES

1998	Denver 23, N.Y. Jets 10
1997	Denver 24, Pittsburgh 21
1996	New England 20, Jacksonville 6
1995	Pittsburgh 20, Indianapolis 16
1994	San Diego 17, Pittsburgh 13
1993	Buffalo 30, Kansas City 13
1992	Buffalo 29, Miami 10
1991	Buffalo 10, Denver 7
1990	Buffalo 51, L.A. Raiders 3
1989	Denver 37, Cleveland 21
1988	Cincinnati 21, Buffalo 10
1987	Denver 38, Cleveland 33
1986	Denver 23, Cleveland 20 (OT)
1985	New England 31, Miami 14
1984	Miami 45, Pittsburgh 28
1983	L.A. Raiders 30, Seattle 14
1982	Miami 14, New York Jets 0
1981	Cincinnati 27, San Diego 7
1980	Oakland 34, San Diego 27
1979	Pittsburgh 27, Houston 13
1978	Pittsburgh 34, Houston 5
1977	Denver 20, Oakland 17
1976	Oakland 24, Pittsburgh 7
1975	Pittsburgh 16, Oakland 10
1974	Pittsburgh 24, Oakland 13
1973	Miami 27, Oakland 10
1972	Miami 21, Pittsburgh 17
1971	Miami 21, Baltimore 0
1970	Baltimore 27, Oakland 17
1969	Kansas City 17, Oakland 7
1968	New York Jets 27, Oakland 23
1967	Oakland 40, Houston 7
1966	Kansas City 31, Buffalo 7
1965	Buffalo 23, San Diego 0
1964	Buffalo 20, San Diego 7
1963	San Diego 51, Boston 10
1962	Dallas 20, Houston 17 (OT)
1961	Houston 10, San Diego 3
1960	Houston 24, Los Angeles 16

FUTURE SUPER BOWLS

Super Bowl XXXIV	January 30, 2000	Georgia Dome, Atlanta, Ga.
Super Bowl XXXV	January 28, 2001	Raymond James Stadium, Tampa, Fla.
Super Bowl XXXVI	January 27, 2002	Superdome, New Orleans, La.
Super Bowl XXXVII	January 26, 2003	Qualcomm Stadium, San Diego, Calif.

COLDEST GAMES IN DENVER BRONCOS HISTORY

(Note - Many play-by-plays from 1960 to 1969 did not include weather information. Wind chill figures are included only when noted on the play-by-play.)

Date	Game	Temp.	Wind Chill	Date	Game	Temp.	Wind Chill
Dec. 18, 1983	at Kansas City	0	-30	Nov. 3, 1991	vs. Pittsburgh	23	
Dec. 10, 1972	vs. San Diego	9		Dec. 2, 1979	at Buffalo	24	
Dec. 20, 1981	at Chicago	14		Nov. 15, 1964	vs. NY Jets	25	
Jan. 1, 1978	vs. Oakland	18		Nov. 16, 1968	vs. NY Jets	26	
Dec. 14, 1975	vs. Philadelphia	18		Nov. 18, 1962	vs. Dallas Texans	26	26
Dec. 27, 1987	vs. San Diego	20	-9	Dec. 2, 1984	at Kansas City	28	
Nov. 11, 1985	vs. San Francisco	20		Nov. 9, 1997	vs. Carolina	28	13
Dec. 3, 1972	at Kansas City	20		Sept. 29, 1985	vs. Miami	29	
Nov. 16, 1987	vs. Chicago	22	19	Oct. 15, 1984	vs. Green Bay	29	
Oct. 12, 1969	vs. Oakland	22		Nov. 27, 1994	vs. Cincinnati	30	-2
Dec. 10, 1989	vs. NY Giants	23	0	Jan. 11, 1987	at Cleveland	30	5
Dec. 1, 1991	vs. New England	23	17	Nov. 14, 1993	vs. Minnesota	30	16

TRAINING CAMP SITES

1960-61	Colorado School of Mines	Golden, Colo.
1962-64	Colorado State University	Fort Collins, Colo.
1965-66	Colorado School of Mines	Golden, Colo.
1967-71	Broncos headquarters	Adams County, Colo.
1972-75	California Poly-Pomona	Pomona, California
1976-81	Colorado State University	Fort Collins, Colo.
1982-99	University of Northern Colorado	Greeley, Colo.

ALL-TIME RECORD ON ARTIFICIAL TURF

Opponent	Stadium	Record	Postseason
Arizona*	Busch Stadium	0-0-1	
Atlanta	Georgia Dome	1-0	
Buffalo	Rich Stadium	4-6	0-1
Chicago	Soldier Field	1-3	
Cincinnati	Riverfront Stadium	3-3	
Dallas	Texas Stadium/Superdome	0-2	0-1
Detroit	Silverdome	1-2	
Indianapolis	Hoosier Dome/RCA Dome	3-1	
Kansas City	Arrowhead Stadium	10-21	
Miami	Orange Bowl	0-1	
Minnesota	Metrodome	2-2	
New England	Schaefer Stadium	0-2	
New Orleans	Superdome	0-1	
New York Giants	Giants Stadium	1-2	
New York Jets	Giants Stadium	1-2	
Philadelphia	Veterans Stadium	1-4	
Pittsburgh	Three Rivers Stadium	5-4	1-1
San Francisco	Superdome		0-1
Seattle	Kingdome	11-11	0-1
Tennessee*	Astrodome	3-6	0-1
Total		47-73-1 (.393)	1-6 (.167)
Division record		21-32 (.396)	
Non-division record		26-41-1 (.390)	

*The Arizona franchise was known as the St. Louis Cardinals when the game took place

**The Tennessee franchise was known as the Houston Oilers when the games took place.

MEDICAL GLOSSARY

AC Joint — Acromioclavicular joint; joint of the shoulder where acromion process of the scapula and the distal end of the clavicle meet; most shoulder separations occur at this point.

Abduct — Movement of any extremity away from the midline of the body. This action is achieved by an abductor muscle.

Abrasion — Any injury which rubs off the surface of the skin.

Abscess — An infection which produces pus; can be the result of a blister, callus, penetrating wound or laceration.

Adduct — Movement of an extremity toward the midline of the body. This action is achieved by an adductor muscle.

Adhesion — Abnormal adherence of collagen fibers to surrounding structures during immobilization following trauma or as a complication of surgery which restricts normal elasticity of the structures involved.

Aerobic — Exercise in which energy needed is supplied by oxygen inspired and is required for sustained periods of vigorous exercise with a continually high pulse rate.

Anabolic Steroids — Steroids that promote tissue growth by creating protein in an attempt to enhance muscle growth. The main anabolic steroid is testosterone (male sex hormone).

Anaerobic — Exercise without use of oxygen as an energy source; short bursts of vigorous exercises.

Anaphylactic Shock — Shock that is caused by an allergic reaction.

Anterior Compartment Syndrome — Condition in which swelling within the anterior compartment of the lower leg jeopardizes the viability of muscles, nerves and arteries that serve the foot. In severe cases, emergency surgery is necessary to relieve the swelling and pressure.

Anterior Cruciate Ligament (ACL) — A primary stabilizing ligament within the center of the knee joint that prevents hyperextension and excessive rotation of the joint. A complete tear of the ACL necessitating reconstruction could require up to 12 months of rehabilitation.

Anterior Talofibular Ligament — A ligament of the ankle that connects the fibula (lateral ankle bone) to the talus. This ligament is oft times subject to sprain.

Anti-Inflammatory — Any agent which prevents inflammation, such as aspirin or ibuprofen.

Anterogram — A film demonstrating arteries after injection of a dye.

Arthrogram — X-ray technique for joints using air and/or dye injected into the affected area; useful in diagnosing meniscus tears of the knee and rotator cuff tears of the shoulder.

Arthroscope — An instrument used to visualize the interior of a joint cavity.

Arthroscopy — A surgical examination of the internal structures of a joint by means for viewing through an arthroscope. An arthroscopic procedure can be used to remove or repair damaged tissue or as a diagnostic procedure in order to inspect the extent of any damage or confirm a diagnosis.

Aspiration — The withdrawal of fluid from a body cavity by means of a suction or siphonage apparatus, such as a syringe.

Atrophy — To shrivel or shrink from disuse, as in muscular atrophy.

Avascular Necrosis — Death of a part due to lack of circulation.

Avulsion — The tearing away, forcibly, of a part or structure.

Baker's Cyst — Localized swelling of a bursa sac in the posterior knee as a result of fluid that has escaped from the knee capsule. A Baker's cyst indicates that there is a trauma inside the knee joint that leads to excessive fluid production.

Bone Scan — An imaging procedure in which a radioactive-labeled substance is injected into the body to determine the status of a bony injury. If the radioactive substance is taken up the bone at the injury site, the injury will show as a "hot spot" on the scan image. The bone scan is particularly useful in the diagnosis of stress fractures.

Brachial Plexus — Network of nerves originating from the cervical vertebrae and running down to the shoulder, arm, hand, and fingers.

Bruise — A discoloration of the skin due to an extravasation of blood into the underlying tissues.

Bursa — A fluid-filled sac that is located in areas where friction is likely to occur, then minimizes the friction; for example between a tendon and bone.

Capsule — An enclosing structure which surrounds the joint and contains ligaments which stabilize that joint.

Cartilage — Smooth, slippery substance preventing two ends of bones from rubbing together and grating.

CAT Scan — Use of a computer to produce a cross sectional view of the anatomical part being investigated from X-ray data.

Cellulitis — Inflammation of cellular or connective tissue.

Cervical Vertebrae — Group of seven vertebrae located in the neck.

Charley Horse — A contusion or bruise to any muscle resulting in intramuscular bleeding. No other injury should be called a charley horse.

Colles' Fracture — A fracture of the distal end of the radius with the lower end being displaced backward.

Concentric Muscle Contraction — A shortening of the muscle as it develops tension and contracts to move a resistance.

Concussion — Jarring injury of the brain resulting in dysfunction. It can be graded as mild, moderate or severe depending on loss of consciousness, amnesia and loss of equilibrium.

Contusion — An injury to a muscle and tissues caused by a blow from a blunt object.

Cortical Steroids — Used to suppress joint inflammation.

Costochondral — Cartilage that separates the bones within the rib cage.

Cryokinetics — Treatment with cold and movement.

Cryotherapy — A treatment with the use of cold.

Cyst — Abnormal sac containing liquid or semi-solid matter.

Degenerative Joint Disease — Changes in the joint surface as a result of repetitive trauma.

Deltoid Ligament — Ligament that connects the tibia to bones of the medial aspect of the foot and is primarily responsible for stability of the ankle on the medial side. Is sprained less frequently than other ankle ligaments.

Deltoid Muscle — Muscles at top of the arm, just below the shoulder, responsible for shoulder motions to the front, side and back.

Disc, Intervertebral — A flat, rounded plate between each vertebrae of the spine. The disc consists of a thick fiber ring which surrounds a soft gel-like interior. It functions as a cushion and shock absorber for the spinal column.

Disc, Intervertebral — A flat, rounded plate between each vertebrae of the spine. This disc consists of a thick fiber ring which surrounds a soft gel-like interior. It functions as a cushion and shock absorber for the spinal column.

Dislocation — Complete displacement of joint surfaces.

Eccentric Muscle Contraction — An overall lengthening of the muscles as it develops tension and contracts to control motion performed by an outside force; oft times referred to a "negative" contraction in weight training.

Eccymosis — Bleeding into the surface tissue below the skin, resulting in a

"black and blue" effect

Edema — Accumulation of fluid in organs and tissues of the body; swelling.

Effusion — Accumulation of fluid, in various spaces in the body, or the knee itself. Commonly, the knee has an effusion after an injury.

Electrical Galvanic Stimulation (EGS) — An electrical therapeutic modality that sends a current to the body at select voltages and frequencies in order to stimulate pain receptors, disperse edema, or neutralize muscle spasms among other functional applications.

Electromyogram (EMG) — Test to determine nerve function.

Epicondylitis — Inflammation in the elbow due to overuse.

Ethyl Chloride — "Cold spray," a chemical coolant sprayed onto an injury site to produce a local, mild anesthesia.

Fat Percentage — The amount of body weight that is adipose, fat tissue. Fat percentages can be calculated by underwater weighing, measuring select skinfold thickness, or by analyzing electrical impedance.

Femur Thigh bone; longest bone in the body.

Fibula — Smaller of the two bones in the lower leg; runs from knee to the ankle along the outside of the lower leg.

Flexibility — The ability of muscle to relax and yield to stretch forces.

Flexibility Exercise — General term used to describe exercise performed by a player to passively or actively elongate soft tissue without the assistance of an athletic trainer.

Fracture — Breach of continuity of a bone. Types of fractures include simple, compound, comminuted, greenstick incomplete, impacted, longitudinal, oblique, stress, or transverse.

Gamekeeper's Thumb — Tear of the ulnar collateral ligament of the metacarpophalangeal joint of the thumb.

Glycogen — Form in which foods are stored in the body as energy.

Grade One Injury — A mild injury in which ligament, tendon, or other musculoskeletal tissue may have been stretched or contused, but not torn or otherwise disrupted.

Grade Two Injury — A moderate injury when musculoskeletal tissue has been partially, but not totally, torn which causes appreciable limitation in function of the injured tissue.

Grade Three Injury — A severe injury in which tissue has been significantly, and in some cases totally, torn or otherwise disrupted causing a virtual total loss of function.

Hamstring — Category of muscle that runs from the buttocks to the knee along the back of the thigh. It functions to flex the knee, and is oft times injured as a result of improper conditioning or lack of muscle flexibility.

Heat Cramps — Painful muscle spasms of the arms or legs caused by excessive body heat and depletion of fluids and electrolytes.

Heat Exhaustion — Mild form of shock due to dehydration because of excessive sweating when exposed to heat and humidity.

Heat Stroke — Condition of rapidly rising internal body temperature that overwhelms the body's mechanisms for release of heat and could result in death if not cared for appropriately.

Heel Cup — Orthotic device that is inserted into the shoe and worn under the heel to give support to the Achilles tendon and help absorb impacts at the heel.

Hematoma — Tumor-like mass produced by an accumulation of coagulated blood in a cavity.

Hot Pack — Chemical pack that rests in water, approximately 160 degrees, and retains its heat for 15-20 minutes when placed in a towel for general therapeutic application.

Humerus — Bone of the upper arm that runs from the shoulder to the elbow.

MEDICAL GLOSSARY, CONT.

Hydrotherapy — Treatment using water.

Hyperextension — Extreme extension of a limb or body part.

Iliotibial Band — A thick, wide fascial layer that runs from the iliac crest to the knee joint and is occasionally inflamed as a result of excessive running.

Inflammation — The body's natural response to injury in which the injury site might display various degrees of pain, sweating, heat, redness, and/or loss of function.

Internal Rotation — Rotation of a joint or extremity medially, to the inside.

Lesion — Wound, injury or tumor.

Ligament — Band of fibrous tissue that connects bone to bone or bone to cartilage and supports and strengthens joints.

Lumbar Vertebrae — Five vertebrae of the lower back that articulate with the sacrum to form the lumbosacral joint.

Magnetic Resonance Imaging (MRI) — Imaging procedure in which a radio frequency pulse causes certain electrical elements of the injured tissue to react to this pulse and through this process a computer display and permanent film establish a visual image. MRI does not require radiation and is very useful in the diagnosis of soft tissue, disc, and meniscus injuries.

Meniscectomy — An intra-articular surgical procedure of the knee by which all or part of the damaged meniscus is removed.

Meniscus — Crescent shaped cartilage, usually pertaining to the knee joint; also known as "cartilage." There are two menisci in the knee, medial and lateral. These work to absorb weight within the knee and provide stability.

Metacarpals — Five long bones of the hand, running from the wrist to the fingers.

Metatarsals — Five long bones of the foot, running from the ankle to the toes.

Myositis — Inflammation of a muscle.

Necrotic — Relating to death of a portion of tissue.

Neoprene — Lightweight rubber used in joint and muscle sleeves designed to provide support and/or insulation and heat retention to the area.

Neuritis — Inflammation of a nerve.

Orthotic — Any device applied to or around the body in the care of physical impairment or disability, commonly used to control foot mechanics.

Paresthesia — Sensation of numbness or tingling, indicating nerve irritation.

Patella — The kneecap. The patella functions to protect the distal end of the femur as well as increase the mechanical advantage and force generating capacities of the quadriceps muscle group.

Patella Tendinitis — Inflammation of the patella ligament; also known as "jumpers knee."

Patellofemoral Joint — Articulation of the knee cap and femur. Inflammation of this joint can occur through: 1) acute injury to the patella, 2) overuse from excessive running particularly if there is an associated knee weakness, 3) chronic wear and tear of the knee, 4) as a result of poor foot mechanics. Patellofemoral irritation can lead to chondromalacia, which in its most chronic condition, could require surgery.

Peroneal Muscles — Group of muscles of the lateral lower leg that are responsible for evert the knee. Tendons of these three muscles are vital to the stability of the ankle and foot.

Phalanx — Any bone of the fingers or toes; plural is phalanges.

Phlebitis — Inflammation of a vein.

Plica — Fold of tissue in the joint capsule and a common result of knee injury.

Posterior Cruciate Ligament (PCL) — A primary stabilizing ligament of the knee that provides significant stability and prevents displacement of the tibia backward within the knee joint. A complete tear of this ligament necessitating reconstruction could require up to 12 months of rehabilitation.

Quadricep Muscles "Quads" — A group of four muscles of the front thigh that run from the hip and form a common tendon at the patella; they are responsible for knee extension.

Radiography — Taking of X-rays.

Radius — Forearm bone on the thumb side.

Reconstruction — Surgical rebuilding of a joint using natural, artificial or transplanted materials.

Referred Pain — Pain felt in an undamaged area of body away from the actual injury.

Retraction — The moving of tissue to expose a part or structure of the body.

Rotator Cuff — Comprised of four muscles in the shoulder area that can be irritated by over use. The muscles are the supraspinatus (most commonly injured), infraspinatus, teres minor, and subscapularis.

Rotator Cuff Impingement Syndrome — A microtrauma or overuse injury caused by stress, and the four stages are: 1) Tendentious with temporary thickening of the bursa and rotator cuff; 2) Fiber dissociation in the tendon with permanent thickening of the bursa and scar formation; 3) A partial rotator cuff tear of less than 1 cm.; and 4) A complete tear of 1 cm. or more.

Sacrum — Group of five fused vertebrae located just below the lumbar vertebrae of the low back.

Scapula — Shoulder blade.

Sciatica — Irritation of the sciatic nerve resulting in pain or tingling running down the inside of the leg.

Sciatic Nerve — Major nerve that carries impulses for muscular action and sensations between the low back and thigh and lower leg; it is the longest nerve in the body.

Shin Splint — A catch-all syndrome describing pain in the skin that is not a fracture or tumor and cannot be defined otherwise.

Sorbothane — An energy absorbing polyurethane utilized in some foot orthotics to absorb shock forces of the foot.

Spasm (Theory) — Muscle soreness induced by exercise; is the result of reduced muscle blood flow, which results in pain.

Spleen — Large, solid organ responsible for the normal production and destruction of blood cells.

Spondylitis — Inflammation of one or more vertebrae.

Spondylolisthesis — Forward displacement of one vertebrae over another below it due to a developmental defect in the vertebrae.

Spondylosis — Abnormal vertebral fixation or immobility.

Sprain — Injury resulting from a stretch or twist of the joint and causes various degrees of stretch or tear of a ligament or other soft tissue at the joint.

Sternum — The breast bone.

Steroids — Any one of a large number of hormone-like substances. See Anabolic steroids and cortical steroids.

Strain — Injury resulting from a pull or torsion to the muscle or tendon that causes various degrees of stretch or tear to the muscle or tendon tissue.

Stress Fracture — A hair-line type of break in a bone caused by overuse.

Stress X-ray — A continual X-ray taken when a portion of the body is stressed to its maximum in order to determine joint stability. This is a test utilized in some ankle injuries.

Stretching — Any therapeutic maneuver designed to elongate shortened soft tissue structures and thereby increase flexibility.

Subluxation — Partial dislocation of a joint. The term usually implies that the joint can return to its normal position without formal reduction.

Talus — The ankle bone that articulates with the tibia and fibula to form the ankle joint.

Target Heart Rate — A pre-determined pulse to be obtained during exercise when circulation is working at full efficient capacities.

Tarsals — Group of seven bones of the foot consisting of the calcaneus, talus, cuboid and three cuneiform bones.

Temporomandibular Joint (TMJ) — The articulation of the jaw and skull; considered by some to be vital in resolution of injuries throughout the body.

Tendinitis — Inflammation of the tendon and/or tendon sheath, caused by chronic overuse or sudden injury.

Tendon — Tissue that connects muscle to bone.

Tennis Elbow — General term for lateral elbow pain.

Thoracic — Group of twelve vertebrae located in the thorax and articulate with the twelve ribs.

Thoracic Outlet Compression Syndrome — A neuro-vascular disorder of the upper extremity common in throwing.

Tibia — Larger of the two bones of the lower leg and is the weight-bearing bone of the shin.

Tomograph — A special type of X-ray apparatus that demonstrates an organ or tissue at a particular depth.

Trachea — The windpipe.

Transcutaneous Electrical Nerve Stimulator (TENS) — An electrical modality that sends a mild current through pads at the injury site which stimulates the brain to release the natural analgesic, endorphin.

Transverse Process — Small lateral projection off the right side and left side of each vertebrae that functions as an attachment site for muscles and ligaments of the spine.

Trapezius — Flat triangular muscle covering the posterior surface of the neck and shoulder.

Triceps — Muscle of the back of the upper arm, primarily responsible for extending the elbow.

Ulna — Forearm bone that runs from the tip of the elbow to the little finger side of the wrist.

Ulnar Nerve — Nerve in elbow commonly irritated from excessive throwing.

Ultrasound — An electrical modality that transmits a sound wave through an applicator into the skin to the soft tissue in order to heat the local area for relaxing the injured tissue and/or disperse edema.

Valgus — Angulation outward and away from the midline of the body.

Varus — Angulation inward and toward the midline of the body.

Vasoconstriction — Decrease of local blood flow.

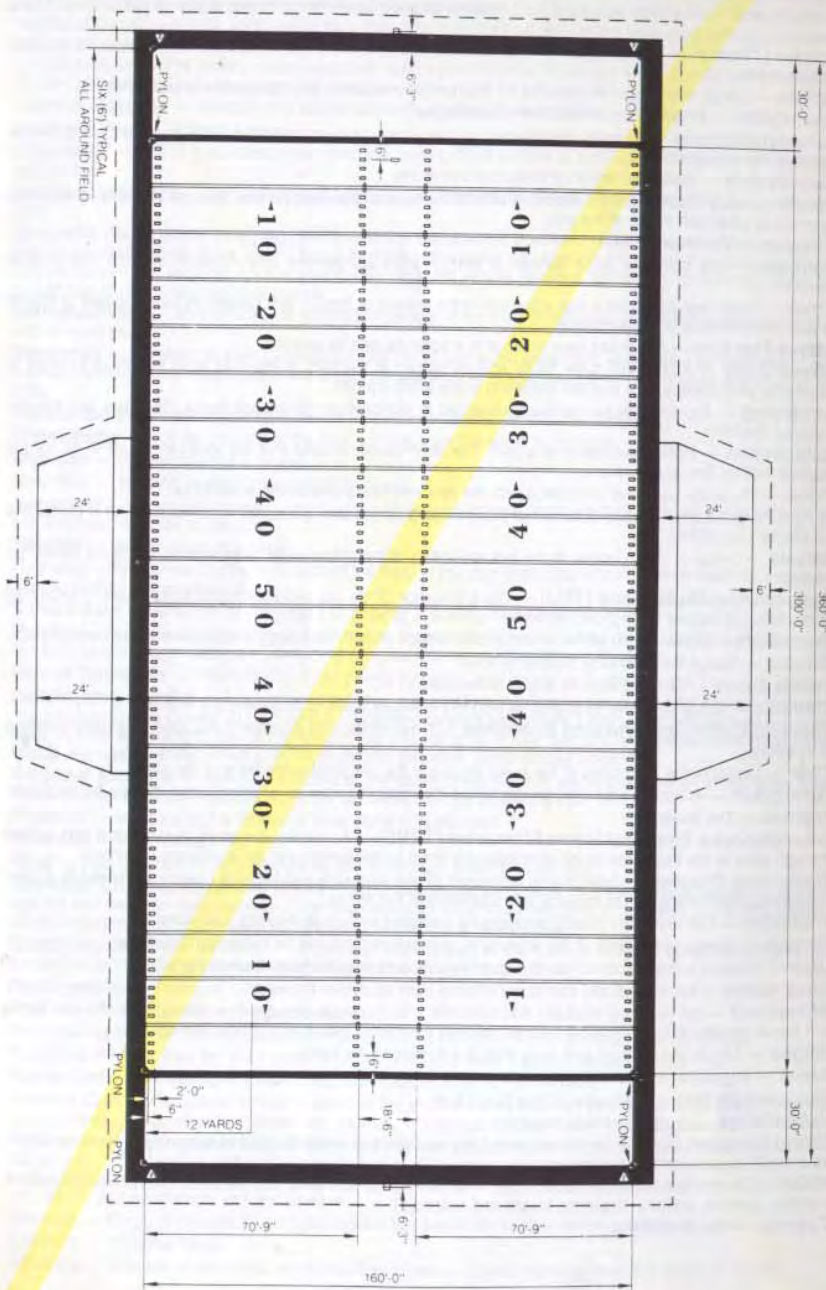
Vasodilation — Increase of local blood flow.

"Wind Knocked Out" — Syndrome describing a contraction of the abdominal nerve trunk, the solar plexus, as a result of an abdominal contusion.

Wrist — The junction between the two forearm bones (radius and ulna) and the eight wrist bones (trapezium, capitate, hamate, pisiform, triquetrum, lunate and scaphoid).

Zygoma — The cheekbone.

PLAN OF THE PLAYING FIELD



THE 1999 SEASON

Keith Traylor

Keith Traylor

NATIONAL FOOTBALL LEAGUE CALENDAR

1999

- June 1 Deadline for Old Club to send tender to unsigned Unrestricted Free Agents to retain rights if player is not signed by another club by July 15.
- June 1 Deadline for Old Club to send tender to unsigned Restricted Free Agents or to extend Qualifying Offer, whichever is greater, in order to retain rights.
- June 2 Any unamortized signing bonus amounts will be included in the succeeding year's Team Salary for any players removed from the team's roster.
- June 15 Deadline for club to withdraw Qualifying Offer to Restricted Free Agents and still retain exclusive negotiating rights by substituting tender of one-year contract at 110 percent of previous year's Paragraph 5 salary (with all other terms carried forward unchanged).
- June 27 World Bowl '99, Dusseldorf, Germany
- July 6 Claiming period of 24 hours begins in waiver system.
- Mid-July Preseason training camps open. Clubs not permitted to open official preseason camp earlier than July 5. Veteran players cannot be required to report earlier than 15 days prior to club's first pre-season game or July 15, whichever is later. The July 15 date is not applicable to clubs playing five pre-season games. Except for quarterbacks and "injured" players, veterans cannot participate in any organized football activity for 10 days prior to mandatory reporting date. Bonus exemptions for NFL Europe League players must be designated by start of training camp.
- July 15 Signing period ends at 4 p.m., New York time, for Unrestricted Free Agents to whom June 1 tender was made by Old Club, Transition Players, and Franchise Players who are eligible to receive Offer Sheets. After this date and through 4 p.m., New York time, on November 16, Old Club has exclusive negotiating rights to these players.
- July 15 On or after this date a club that extends a Player Contract for a Franchise Player shall not be deemed to have utilized its Franchise Player designation for the period of the extension.
- July 15 Deadline for a player who has practiced and/or played in a minor league in 1999 to sign in the NFL without being required to clear Procedural Recall waivers.
- Aug. 7-9 Hall of Fame Weekend.
- Aug. 7 American Bowl, Sydney, Australia: Denver vs. San Diego.
- Aug. 9 Hall of Fame Game, Canton, Ohio: Cleveland vs. Dallas.
- Aug. 12-15 First full preseason weekend.
- Aug. 13 If a Drafted Rookie has not signed with his club by this date, he may not be traded to any other club in 1999.
- Aug. 13 Deadline for players under contract to report to earn a season of free agency credit.
- Aug. 14-18 Deadline for club to provide written notice to certain unsigned players and the NFLPA of its intent to place them on the Exempt List if they fail to report no later than one day prior to the club's second pre-season game. Any player or who fails to report prior to the deadline will be ineligible to play or receive compensation for at least three games (preseason or regular season) from the time that he reports.
- Aug. 31 Roster cut-down to maximum of 65 players on Active List by 4 p.m., New York time.
- Sept. 5 Roster cut-down to maximum of 53 players on Active/Inactive List by 4 p.m., New York time. NFL Europe League exemptions expire. Clubs may dress minimum of 42 and maximum of 45 players and Third Quarterback for each regular season and post-season game.
- Sept. 5 Simultaneously with the cut-down to 53, clubs that have players in the categories of Active/Physically Unable to Perform or Active/Non-Football Injury or Illness must take one of the following options: place player on Reserve/Physically Unable to Perform or Reserve/Non-Football Injury or Illness, whichever is applicable; ask waivers; terminate; trade; or continue to count him on Active List.
- Sept. 6 After 4 p.m., New York time, clubs may establish a Practice Squad of five players by signing free agents who do not have an accrued season of free agency credit or who were on the 45-player Active List for less than nine regular season games during their only Accrued Season(s). A player cannot participate on the Practice Squad for more than two seasons.
- Sept. 11 Beginning at 4 p.m., New York time, Team Salary includes all players receiving compensation under their 1999 contracts. Top 51 rule is no longer in effect.
- Sept. 12-13 Regular Season opens.
- Sept. 13-14 Beginning on these dates vested veterans terminated from the Active List or Inactive List (and from Reserve/Injured if the player was placed on Reserve/Injured after the beginning of the regular season) are entitled to receive, after the end of the regular-season schedule, Termination Pay pursuant to the terms of the 1993 CBA.
- Sept. 28 Priority on multiple waiver claims is now based on the current season's standing.
- Oct. 19 Beginning the day after the conclusion of the sixth regular season weekend and continuing through the day after the conclusion of the ninth regular season weekend, clubs are permitted to begin practicing players on Reserve/Physically Unable to Perform and Reserve/Non-Football Injury or Illness for a period not to exceed 21 days. Players may be activated during the 21-day practice period or until 4 p.m., New York time, on the day after the conclusion of the 21-day period.
- Oct. 19 All trading ends at 4 p.m., New York time.
- Oct. 20 Players with at least four previous pension-credited seasons are subject to the waiver system for the remainder of the regular season and post-season.
- Nov. 8 Deadline for 1999 for an increase in a player's Salary to be counted as Salary for the current year. Any increase in a player's 1999 Salary negotiated after this date will be treated as a Signing Bonus.
- Nov. 16 Deadline for clubs to sign by 4 p.m., New York time, their unsigned Franchise and Transition Players. If still unsigned after this date, such players are prohibited from playing in NFL in 1999.
- Nov. 16 Deadline for clubs to sign by 4 p.m., New York time, their Unrestricted Free Agents to whom June 1 tender was made. If still unsigned after this date, such players are prohibited from playing in NFL in 1999.
- Nov. 16 Deadline for clubs to sign by 4 p.m., New York time, their Restricted Free Agents to whom June 1 tender was made. If such players remain unsigned, they are prohibited from playing in NFL in 1999.
- Nov. 16 Deadline for clubs to sign Drafted players by 4 p.m., New York time. If such players remain unsigned, they are prohibited from playing in NFL in 1999.
- Dec. 4 Deadline for reinstatement of players in Reserve List categories of Retired, Did Not Report, and Exclusive Rights, and of players who were placed on Reserve/Left Squad in a previous season.
- Dec. 31 Deadline for waiver requests in 1999, except for "special waiver requests" which have a 10-day claiming period, with termination or assignment delayed until after the Super Bowl.

2000

- Dec. 31 Clubs may begin signing free agent players for the 2000 season.
- Jan. 8-9 Wild Card Playoff Games
- Jan. 15-16 Divisional Playoff Games
- Jan. 23 AFC and NFC Championship Games
- Jan. 30 Super Bowl XXXIV, Atlanta, Ga.
- Feb. 6 AFC-NFC Pro Bowl, Honolulu, Hawaii

BRONCOS 1999 OPPONENTS

GAME 1

MIAMI DOLPHINS

Mon., Sept. 13 • Mile High Stadium • 7:00 p.m. (MDT) • ABC

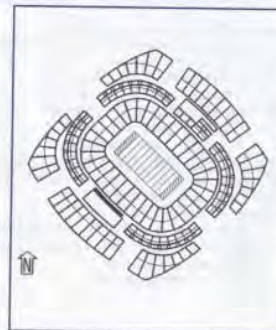
TEAM COLORS: Aqua, Coral, Blue and White
 ADDRESS: 7500 S.W. 30th Street, David, FL 33314
 PHONE: (954) 452-7000
 OWNER/CHAIRMAN OF THE BOARD: H. Wayne Huizenga
 PRESIDENT/CHIEF OPERATING OFFICER: Eddie J. Jones
 GENERAL MANAGER/HEAD COACH: Jimmy Johnson (4th year)
 JOHNSON'S CAREER RECORD: 71-57
 PUBLIC RELATIONS: Director — Harvey Greene
 LAST PLAYOFF APPEARANCE: 1998
 1998 RECORD (FINISH): 10-6 (2nd AFC East)
 1998 PRO BOWLERS: Tim Bowens
 REGULAR SEASON SERIES:
 Dolphins lead, 6-2-1
 Last Broncos win: 1968 (21-14 at Denver)
 Last Dolphins win: 1998 (31-21 at Miami)
 Shanahan vs. Dolphins: 0-2
 Johnson vs. Broncos: 2-0

GAME 2

KANSAS CITY CHIEFS

Sun., Sept. 19 • Arrowhead Stadium • 3:15 p.m. (CDT) • CBS

TEAM COLORS: Red, Gold, White
 ADDRESS: One Arrowhead Drive, Kansas City, MO 64129
 PHONE: (816) 924-9300
 OWNER: Lamar Hunt
 PRESIDENT/GENERAL MGR.: Carl Peterson
 HEAD COACH: Gunther Cunningham (1st year)
 CUNNINGHAM'S CAREER RECORD: 0-0
 PUBLIC RELATIONS: Director — Bob Moore
 LAST PLAYOFF APPEARANCE: 1997
 1998 RECORD (FINISH): 7-9 (4th AFC West)
 1998 PRO BOWLERS: Will Shields
 REGULAR SEASON SERIES:
 Chiefs lead, 43-34
 Last Broncos win: 1998 (30-7 at Kansas City)
 Last Chiefs win: 1997 (24-22 at Kansas City)
 Shanahan vs. Chiefs: 6-5
 Cunningham vs. Broncos: 8-13

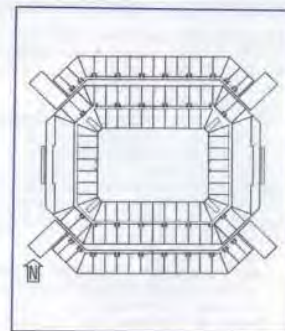


GAME 3

TAMPA BAY BUCCANEERS

Sun., Sept. 26 • Raymond James Stadium • 1:00 p.m. (EDT) • CBS

TEAM COLORS: Buccaneer Red, Pewter, Black and Orange
 ADDRESS: One Buccaneer Place, Tampa, FL 33607
 PHONE: (813) 870-2700
 OWNER/PRESIDENT: Malcolm Glazer
 GENERAL MANAGER: Rich McKay
 HEAD COACH: Tony Dungy (4th year)
 DUNGY'S CAREER RECORD: 24-24
 PUBLIC RELATIONS: Director — Reggie Roberts
 LAST PLAYOFF APPEARANCE: 1997
 1998 RECORD (FINISH): 8-8 (3rd NFC Central)
 1998 PRO BOWLERS: Mike Alstott, Derrick Brooks, Tony Mayberry, Hardy Nickerson, Warren Sapp
 REGULAR SEASON SERIES:
 Broncos lead, 3-1
 Last Broncos win: 1996 (27-23 at Denver)
 Last Buccaneers win: 1993 (17-10 at Denver)
 Shanahan vs. Buccaneers: 1-0
 Dungy vs. Broncos: 0-1



BRONCOS 1999 OPPONENTS, CONT.

GAME 4

NEW YORK JETS

Sun., Oct. 3 • Mile High Stadium • 2:15 p.m. (MDT) • CBS

TEAM COLORS: Green and White

ADDRESS: 1000 Fulton Ave., Hempstead, NY 11550

PHONE: (516) 560-8100

CHAIRMAN OF THE BOARD: Leon Hess

PRESIDENT: Steve Gutman

HEAD COACH: Bill Parcells (3rd year)

PARCELLS' CAREER RECORD: 130-92-1

PUBLIC RELATIONS: Director — Frank Ramos

LAST PLAYOFF APPEARANCE: 1998

1998 RECORD (FINISH): 12-4 (1st AFC East)

1998 PRO BOWLERS: Aaron Glenn, Keyshawn Johnson, Mo Lewis, Vinny Testaverde

REGULAR SEASON SERIES:

Broncos lead, 13-12-1

Last Broncos win: 1996 (31-6 at Denver)

Last Jets win: 1994 (25-22 at New York, OT)

Shanahan vs. Jets: 1-0

Parcells vs. Broncos: 3-2

GAME 5

OAKLAND RAIDERS

Sun., Oct. 10 • Oakland-Alameda County Coliseum • 1:15 p.m. (PDT) • CBS

TEAM COLORS: Silver and Black

ADDRESS: 1220 Harbor Parkway, Alameda, CA 94502

PHONE: (510) 864-5000

PRESIDENT/OWNER: Al Davis

HEAD COACH: Jon Gruden (2nd year)

GRUDEN'S CAREER RECORD: 8-8

PUBLIC RELATIONS: Director — Al LoCasale, Assistant — Mike Taylor

LAST PLAYOFF APPEARANCE: 1993

1998 RECORD (FINISH): 8-8 (T2nd AFC West)

1998 PRO BOWLERS: Darrell Russell, Charles Woodson

REGULAR SEASON SERIES:

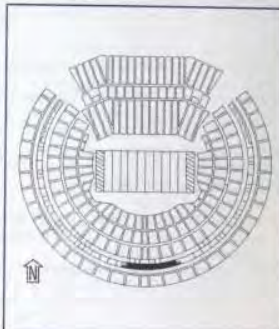
Raiders lead, 49-26-2

Last Broncos win: 1998 (40-14 at Denver)

Last Raiders win: 1997 (28-25 at Oakland)

Shanahan vs. Raiders: 7-1

Gruden vs. Broncos: 0-2



GAME 6

GREEN BAY PACKERS

Sun., Oct. 17 • Mile High Stadium • 2:15 p.m. (MDT) • FOX

TEAM COLORS: Dark Green, Gold and White

ADDRESS: 1265 Lombardi Avenue, Green Bay, WI 54304

PHONE: (920) 496-5700

PRESIDENT/CEO: Bob Harlan

VICE PRESIDENT: John Fabry

EXECUTIVE VICE PRESIDENT/GENERAL MANAGER: Ron Wolf

HEAD COACH: Ray Rhodes (1st year)

RHODES' CAREER RECORD: 29-34-1

PUBLIC RELATIONS: Executive Director — Lee Rammel

LAST PLAYOFF APPEARANCE: 1998

1998 RECORD (FINISH): 11-5 (2nd NFC Central)

1998 PRO BOWLERS: LeRoy Butler, Mark Chmura, Antonio Freeman, Roell Preston, Reggie White (retired)

REGULAR SEASON SERIES:

Broncos lead, 4-3-1

Last Broncos win: 1990 (22-13 at Denver)

Last Packers win: 1996 (41-6 at Green Bay)

Shanahan vs. Packers: 0-1

Rhodes vs. Broncos: 1-1

GAME 7

NEW ENGLAND PATRIOTS

Sun., Oct. 24 • Foxboro Stadium • 1:00 p.m. (EDT) • CBS

TEAM COLORS: Blue, Red, Silver and White

ADDRESS: Foxboro Stadium, 60 Washington Street, Foxboro, MA 02035

PHONE: (508) 543-8200

PRESIDENT/CHIEF EXECUTIVE OFFICER: Robert K. Kraft

PRESIDENT/OWNER'S REP.: Jonathan A. Kraft

VICE PRESIDENT/OWNER'S REP.: Jonathan A. Kraft

HEAD COACH: Pete Carroll (3rd year)

CARROLL'S CAREER RECORD: 25-23

MEDIA RELATIONS: Director — Stacey James

LAST PLAYOFF APPEARANCE: 1998

1998 RECORD (FINISH): 9-7 (4th AFC East)

1998 PRO BOWLERS: Ben Coates, Ty Law, Lawyer Milloy

REGULAR SEASON SERIES:

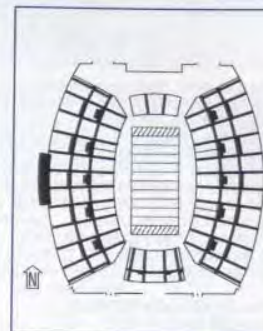
Broncos lead, 20-12

Last Broncos win: 1998 (27-21 at Denver)

Last Patriots win: 1980 (23-14 at New England)

Shanahan vs. Patriots: 4-0

Carroll vs. Broncos: 1-2



GAME 8

MINNESOTA VIKINGS

Sun., Oct. 31 • Mile High Stadium • 2:15 p.m. (MST) • FOX

TEAM COLORS: Purple, Gold and White

ADDRESS: 9520 Viking Drive, Eden Prairie, MN 55344

PHONE: (612) 828-6500

OWNER: Red McCombs

PRESIDENT: Gary Woods

HEAD COACH: Dennis Green (8th year)

GREEN'S CAREER RECORD: 71-41

PUBLIC RELATIONS: Director — Bob Hagan

LAST PLAYOFF APPEARANCE: 1998

1998 RECORD (FINISH): 15-1 (1st NFC Central)

1998 PRO BOWLERS: Gary Anderson, Cris Carter, Jeff Christy, Randall Cunningham, Randall McDaniel, Randy Moss, John Randle, Robert Smith, Todd Stuessie

REGULAR SEASON SERIES:

Vikings lead, 5-4

Last Broncos win: 1996 (21-17 at Minnesota)

Last Vikings win: 1993 (26-23 at Denver)

Shanahan vs. Vikings: 1-0

Green vs. Broncos: 1-1

GAME 9

SAN DIEGO CHARGERS

Sun., Nov. 7 • Qualcomm Stadium • 1:15 p.m. (PST) • CBS

TEAM COLORS: Navy Blue, White and Gold

ADDRESS: 4020 Murphy Canyon Road, San Diego, CA 92123

PHONE: (619) 874-4500

CHAIRMAN OF THE BOARD: Alex Spanos

GENERAL MANAGER: Bobby Beathard

HEAD COACH: Mike Riley (1st year)

RILEY'S CAREER RECORD: 0-0

PUBLIC RELATIONS: Director — Bill Johnston

LAST PLAYOFF APPEARANCE: 1995

1998 RECORD (FINISH): 5-11 (5th AFC West)

1998 PRO BOWLERS: Rodney Harrison, Junior Seau

REGULAR SEASON SERIES:

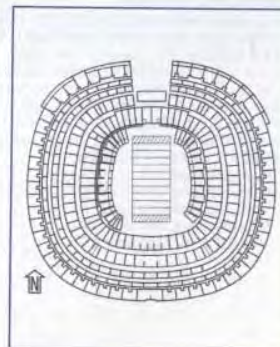
Broncos lead, 43-34-1

Last Broncos win: 1998 (31-16 at San Diego)

Last Chargers win: 1996 (16-10 at San Diego)

Shanahan vs. Chargers: 9-2

Riley vs. Broncos: 0-2



BRONCOS 1999 OPPONENTS, CONT.

GAME 10

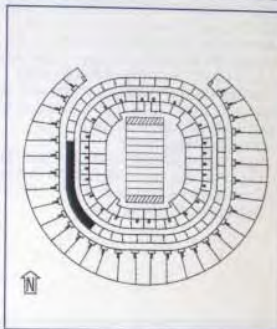
SEATTLE SEAHAWKS

Sun., Nov. 14 • Kingdome • 5:20 p.m. (PST) • ESPN

TEAM COLORS: Blue, Green, Silver
ADDRESS: 11220 N.E. 53rd Street, Kirkland, WA 98033
PHONE: (206) 827-9777
OWNER: Paul Allen
PRESIDENT: Bob Whittitt
HEAD COACH: Mike Holmgren (1st year)
HOLMGREN'S CAREER RECORD: 75-37
VICE PRESIDENT/COMMUNICATIONS: Gary Wright
PUBLIC RELATIONS: Director — Dave Pearson
LAST PLAYOFF APPEARANCE: 1988
1998 RECORD (FINISH): 8-8 (T2nd AFC West)
1998 PRO BOWLERS: Chad Brown, Cortez Kennedy, Michael Sinclair, Shawn Springs

REGULAR SEASON SERIES:

Broncos lead, 28-15
 Last Broncos win: 1998 (28-21 at Denver)
 Last Seahawks win: 1995 (31-27 at Denver)
 Shanahan vs. Seahawks: 6-5
 Holmgren vs. Broncos: 2-0



GAME 11

OAKLAND RAIDERS

Mon., Nov. 22 • Mile High Stadium • 7:00 p.m. (MST) • ABC
 (See Game 5 for Raiders team information)

GAME 12

KANSAS CITY CHIEFS

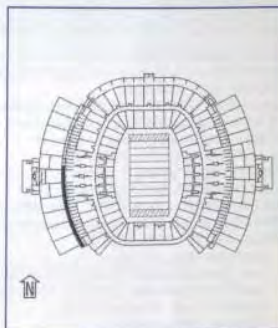
Sun., Dec. 5 • Mile High Stadium • 2:15 p.m. (MST) • CBS
 (See Game 2 for Chiefs team information)

GAME 13

JACKSONVILLE JAGUARS

Mon., Dec. 13 • ALLTEL Stadium • 9:00 p.m. (EST) • ABC

TEAM COLORS: Teal, Black and Gold
ADDRESS: One ALLTEL Stadium Place, Jacksonville, FL 32202
PHONE: (904) 633-6000
CHAIRMAN, PRESIDENT AND CEO: Wayne Weaver
SENIOR VICE PRESIDENT/FOOTBALL OPERATIONS: Michael Huyghue
HEAD COACH: Tom Coughlin (5th year)
COUGHLIN'S CAREER RECORD: 35-29
PUBLIC RELATIONS: Executive Director/Communications — Dan Edwards
LAST PLAYOFF APPEARANCE: 1998
1998 RECORD (FINISH): 11-5 (1st AFC Central)
1998 PRO BOWLERS: Tony Boselli, Jimmy Smith
REGULAR SEASON SERIES:
 Broncos lead, 2-0
 Last Broncos win: 1998 (37-24 at Denver)
 Last Jaguars win: none
 Shanahan vs. Jaguars: 2-0
 Coughlin vs. Broncos: 0-2



GAME 14

SEATTLE SEAHAWKS

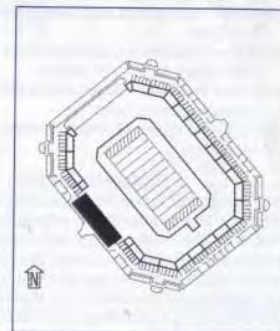
Sun., Dec. 19 • Mile High Stadium • 2:15 p.m. (MST) • CBS
 (See Game 10 for Seahawks team information)

GAME 15

DETROIT LIONS

Sun., Dec. 25 • Pontiac Silverdome • 4:15 p.m. (EST) • CBS

TEAM COLORS: Honolulu Blue and Silver
ADDRESS: Pontiac Silverdome, 1200 Featherstone Road, Pontiac, MI 48342
PHONE: (248) 335-4131
CHAIRMAN AND PRESIDENT: William Clay Ford
VICE CHAIRMAN: William Clay Ford, Jr.
HEAD COACH: Bobby Ross (2nd year)
ROSS' CAREER RECORD: 61-51
PUBLIC RELATIONS: Director — Mike Murray
LAST PLAYOFF APPEARANCE: 1997
1998 RECORD (FINISH): 5-11 (4th NFC Central)
1998 PRO BOWLERS: Barry Sanders
REGULAR SEASON SERIES:
 Broncos lead, 4-3
 Last Broncos win: 1987 (34-0 at Denver)
 Last Lions win: 1990 (40-27 at Detroit)
 Shanahan vs. Lions: 0-0
 Ross vs. Broncos: 5-5



GAME 16

SAN DIEGO CHARGERS

Sun., Jan. 2 • Mile High Stadium • 2:15 p.m. (MST) • CBS
 (See Game 9 for Chargers team information)

NATIONAL FOOTBALL LEAGUE

280 Park Ave., New York, NY 10017 • (212) 450-2000 • www.nfl.com

CommissionerPaul Tagliabue President.....Neil Austrian

LEAGUE OFFICE

Executive Vice President – Labor Relations/Chairman
NFLMC: Harold Henderson
Executive Vice President and League Counsel: Jeff Pash
Executive Vice President – League and Football
Development: Roger Goodell
Executive Vice President and Chief Financial Officer:
Tom Spook
Senior Vice President – Communications and
Government Affairs: Joe Browne
Senior Vice President – Broadcasting and Network
Television: Dennis Levin
Senior Vice President – Football Operations:
George Young

COMMUNICATIONS

Vice President of Public Relations: Greg Aiello
Director of International Public Affairs: Pete Abitante
Director of Community Affairs: Beth Colleton
Director of Media Services: Leslie Hammond
Director of Corporate Communications: Chris Widmaier
AFC Information Coordinator: Dan Masonson
NFC Information Coordinator: Chris McCloskey

BROADCASTING

Senior Vice President of Programming and Sales:
John Collins
Senior Director of Broadcasting Planning and
Scheduling: Joe Ferreira
Director of Broadcasting Services: Dick Maxwell
Director of Sponsorship Sales: Peter Murray
Director of Programming Development:
Constance Schwartz

LEAGUE AND FOOTBALL DEVELOPMENT

Senior Director of Security: Milt Ahlerich
Senior Director of Officiating: Jerry Seeman
Director of Security: Reuben Bradford
Director of Strategic Development: Neil Glat
Director of Game Operations: Peter Hadhazy
Director of Football Development: Gene Washington

SPECIAL EVENTS

Vice President of Special Events: Jim Steeg
Director of Special Events Operations: Don Renzulli
Director of Special Events Planning: Sue Robichek
Director of Corporate Services: Deborah Wardrop

MANAGEMENT COUNCIL

Senior Vice President – General Counsel: Dennis Curran
Senior Vice President – Labor Relations: Peter Ruocco
Vice President of Player & Employee Development:
Lem Burnham
Senior Director of Player Personnel/Football Operations:
Joel Bussert
Director of Labor Administration and Information:
Carol Constantine
Director of Compliance: Mike Keenan
Director of Player Programs: Guy Troupe

FINANCE AND ADMINISTRATION

Senior Vice President of Business Affairs: Frank Hawkins
Vice President and Treasurer: Joe Siclare
Vice President – Internal Audit: Tom Sullivan
Vice President of Systems and Information Processing:
Mary Oliveti

Senior Director of Communications and Networking
Technology: Dave Port
Senior Director of Operating and Networking Systems:
Joe Manto
Senior Director of Human Resources & Administration:
John Buzzee
Controller: Peter Lops
Director of Business Planning: Dan Margoshes

NFL ENTERPRISES

President: Ron Bernard
Senior Vice President – International: Don Garber
Senior Vice President – Market Development:
Tola Murphy-Baran
Vice President – International TV Distribution:
Anne Murray
Vice President – International Marketing: Doug Quinn
President, NFL Europe: Oliver Luck
CFO/Chief Administration Officer, NFL Europe:
Ken Saunders
Managing Director, NFL Europe: Chris Heyne
Managing Director, NFL Europe: Bill Peterson
Controller, NFL International: Dave Blasic

NFL FILMS

President: Steve Sabol
Senior Vice President – Finance & Operations:
Barry Wolper
Vice President – Cinematography: Steve Andrich
Vice President – In Charge of Production: Bill Driber
Vice President – Video Operations: Jeff Howard
Vice President – Production Director: Hal Lipman
Vice President – Audio: Jerry Mahler
Vice President – Editor-in-Chief: Bob Ryan
Vice President – Special Projects: Phil Tuckett

NFL PROPERTIES

President: Sara Levinson
Senior Vice President – Finance/Administration:
Ralph Carras
Senior Vice President – Business Affairs & General
Counsel: Gary Gertzog
Senior Vice President – Consumer Products:
Jim Connelly
Senior Vice President – Business Affairs & General
Counsel: Gary Gertzog
Senior Vice President – Marketing: Howard Handler
Senior Vice President – Club Services: Mark Holtzman
Senior Vice President – Corporate Sponsorships:
Jim Schwebel
Senior Vice President – Consumer Products: Chuck Zona
Vice President – Club Marketing: Jesse Ewing
Vice President – Non-Apparel/Consumer Products:
Gene Goldberg
Vice President – Marketing & Events: David Newman
Vice President – Corporate Sponsorship: Steve Phelps
Vice President – Publishing: John Wiebusch

NATIONAL FOOTBALL LEAGUE
PUBLIC RELATIONS DIRECTORS

AMERICAN FOOTBALL CONFERENCE

Baltimore — Kevin Byrne	(410) 654-6200
Buffalo — Scott Berchtold	(716) 648-1800
Cincinnati — Jack Brennan	(513) 621-3550
Cleveland — Todd Stewart	(440) 891-5000
Indianapolis — Craig Kelley	(317) 297-2658
Jacksonville — Dan Edwards	(904) 633-6000
Kansas City — Bob Moore	(816) 924-9300
Miami — Harvey Greene	(954) 452-7010
New England — Stacey James	(508) 543-8200
New York Jets — Frank Ramos	(516) 560-8100
Oakland Raiders — Mike Taylor	(510) 864-5000
Pittsburgh — Ron Wahl	(412) 323-0300
San Diego — Bill Johnston	(619) 874-4500
Seattle — Dave Pearson	(425) 827-9777
Tennessee — Tony Wyllie	(615) 673-1500



NATIONAL FOOTBALL CONFERENCE

Arizona — Paul Jensen	(602) 379-0101
Atlanta — Aaron Salkin	(770) 945-1111
Carolina — Charlie Dayton	(704) 358-7000
Chicago — Bryan Harlan	(847) 295-6600
Dallas — Rich Dalrymple	(972) 556-9900
Detroit — Mike Murray	(248) 335-4131
Green Bay — Lee Rammel	(920) 496-5700
Minnesota — Bob Hagan	(612) 828-6500
New Orleans — Greg Bense	(504) 733-0255
New York Giants — Pat Hanlon	(201) 935-8111
Philadelphia — Ron Howard	(215) 463-2500
St. Louis Rams — Rick Smith	(314) 982-7267
San Francisco — Kirk Reynolds	(408) 562-4949
Tampa Bay — Reggie Roberts	(813) 870-2700
Washington — Mike McCall	(703) 478-8900

MEDIA INFORMATION

The Broncos' media guide was prepared to assist in coverage of Denver's 1999 NFL season. Regarding game credentials, contact:

REBECCA VILLANUEVA

Administrative Assistant/Media Relations
Denver Broncos, 13655 Broncos Parkway,
Englewood, CO 80112

Telephones: Office — (303) 649-9000

Office Private — (303) 649-0598

OTHER MEDIA RELATIONS STAFF:

Senior Director of Media Relations Jim Saccomano — (303) 649-0572

Media Relations Coordinator Paul Kirk — (303) 649-0503

Media Relations/Community Affairs Coordinator Richard Stewart — (303) 649-0512

When making requests for working press credentials, please allow time for mailing. Press credentials are normally issued approximately seven days before the game. Should transmission facilities be required, please arrange for same through local representatives.

As a general rule, the Denver Broncos do not issue any types of press credentials to weekly newspapers or magazines, unless they are of national circulation on specific assignment.

It is understood that all credentials will be used for the purpose for which they were issued, without exception. Violation of this policy will subject the bearer to ejection from Mile High Stadium.

WORKING PRESS: Admittance to the Broncos' press box is restricted to the WORKING PRESS ONLY. Credentials are marked with individual identification. Passes are non-transferable.

PHOTOGRAPHERS: Photographers are asked to take special note of the following conditions for use of press credentials, as set by the National Football League:

NOTICE OF CREDENTIAL USE CONDITIONS

"This working credential is issued to an organization (the "Accredited Organization") for the sole purpose of providing stadium access to an individual (the "Bearer") who has a legitimate working function (media or game service) in connection with the game for which this credential is issued (the "Game"). IT IS NON-TRANSFERABLE. Any unauthorized use of this credential subjects the Bearer to ejection from the stadium and prosecution for criminal trespass, and subjects the Accredited Organization to revocation of its credentials for future NFL games or events. The NFL is defined for the purposes of this credential to include the National Football League, its affiliates, its member clubs, and their agents and employees.

This credential (if issued for a media function) authorizes (i) the use by the Accredited Organization, for news and editorial coverage of the Game, of any descriptions (including statistical descriptions), accounts, photographs, films, audio or video recordings, or drawings of the game or of any player interviews, press conferences, or other stadium activities related to the Game (collectively, "Game Information") taken, made, created or compiled by the Accredited Organization or the Bearer, and (ii) the use by the Accredited Organization of any NFL or NFL club logos or trademarks (the "Marks") in connection with its authorized use of the Game Information. Any other use or attempted use by the Bearer or the Accredited Organization of Game Information or Marks, including any distribution of Game Information to third parties other than ultimate consumers (e.g., newspaper readers) for their use (whether before or after the conclusion of the Game, and whether or not for editorial purposes) and any authorization of any third party to redistribute any Game Information or to use any Marks, is expressly prohibited, unless the Accredited Organization has obtained the advanced written permission of the NFL for such other use.

Accredited Organizations agree that Game Information taking the form of film, video or digital video recordings ("Video Material") may only be used in connection with a regularly scheduled broadcast television newscast aired by the Accredited Organization within a seven-day period following the Game, and further agree that their use of Video Material in such newscasts shall not exceed (a) six (6) minutes of "same-day" post-game highlights on game days and (b) two (2) minutes of current-season highlights on any other day, or (c) if

an Accredited Organization airs a continuous-loop news service, Video Material including more than seven (7) plays in any 15-minute segment or fourteen (14) plays in any 30-minute segment of such service. Use of Video Material in any other manner without the advance written permission of the NFL and, where applicable, NFL Films, Inc., is expressly prohibited.

The Accredited Organization and the Bearer assume all risk incident to the performance by the Bearer of his or her services; assume all risk incident to attending NFL games; agree that the NFL has no responsibility for any equipment in use in the stadium; agree that they are not acting for the NFL in any manner whatsoever and are not employees or agents of the NFL; and agree to indemnify and hold harmless the NFL, its affiliates, its member clubs, and their agents and employees from and against all liability, loss, damage or expense, resulting from or arising out of the issuance of this credential or the Bearers' presence in the stadium, except to the extent such liability, loss, damage or expense arises out of the willful or intentional misconduct of the NFL or any other indemnified party.

This credential is subject to such additional credential use conditions as to which the Denver Broncos from time to time may give notice. Any violation of terms of credential use or such additional conditions may result in the withholding or revocation of this credential and any credential for any subsequent Denver Broncos football games.

Acceptance of the credential constitutes agreement by the Accredited Organization and the Bearer to abide by the foregoing conditions. Thank you for your cooperation."

Sideline photo passes will be tightly controlled by the Public Relations Department and are generally limited to photographers shooting for a daily newspaper, wire service, or magazine of national circulation on specific assignment, or television station.

RADIO-TELEVISION: In making requests for broadcast credentials, please specify requirements for spotters and/or statisticians.

STADIUM ACCESS: To get to Mile High Stadium, which is located at 19th Avenue and Eliot Street, take Interstate 25 to the Mile High Stadium Exit (19th Avenue Exit). The Press Box is located on the West side of the stadium.

DRIVING INSTRUCTIONS TO MILE HIGH STADIUM FROM DENVER INTERNATIONAL AIRPORT: Exit airport on Pena Boulevard and continue to Interstate 70. Take Interstate 70 West to Interstate 25 South. Continue on Interstate 25 South until you come to Mile High Stadium Exit (19th Avenue Exit).

DRIVING INSTRUCTIONS TO DENVER INTERNATIONAL AIRPORT FROM MILE HIGH STADIUM: Take one of two routes depending on your parking lot location. You can take 20th Avenue East to Clay Street, turning left at Clay and proceeding to 23rd Avenue. Take a right at 23rd Avenue and continue to Interstate 25 entrances. Another route (Northbound) would be to take 17th Avenue East, which will continue beneath an overpass and will take you directly to Interstate 25 north. Take I-25 North to I-70 East. Follow the signs to DIA. Please allow 45 minutes from Mile High Stadium to DIA.

TRANSMISSION FACILITIES: The Broncos provide eight complimentary telephones in the visitors area of the working pressbox for use with VDT or fax equipment. Only collect, credit card or third party billing calls can be made from these telephones. Should you wish a private telephone installed at your seat, the Broncos will be pleased to assign you a seat location and provide you with a contact for you to make the appropriate arrangements with the local telephone company.

POST-GAME TRANSPORTATION: Please advise Broncos PR personnel as soon as possible should you require transportation following the game. The amount of time you must wait will obviously decline as time goes by following the conclusion of the game. All taxis will make pick-ups curb side at the Ticket Office, which is located at 19th Avenue and Eliot Street. Should you wish to make your own arrangements, the numbers of local cab companies are 777-7777 and 333-3333.

DENVER BRONCOS HIGHLIGHT VIDEO

Edge Gel is the sponsor of the Denver Broncos highlight video, which is available through NFL Films. The highlight video for the 1998 season, titled "Back 2 Back: The World Champion Denver Broncos' 1998 Highlight Film," can be obtained by contacting NFL Films at (609) 778-1600. The address is 330 Fellowship Road, Mt. Laurel, NJ, 08054.

1999 NFL SCHEDULE

(ALL TIMES LOCAL AT GAME SITE)

WEEK ONE FOX-TV National Weekend

(Open Date: San Diego)

Sunday, September 12

Arizona at Philadelphia	1:00
Baltimore at St. Louis	12:00
Buffalo at Indianapolis	12:00
Carolina at New Orleans	12:00
Cincinnati at Tennessee	12:00
Dallas at Washington	1:00
Detroit at Seattle	1:15
Kansas City at Chicago	12:00
Minnesota at Atlanta	4:15
New England at New York Jets	1:00
New York Giants at Tampa Bay	4:15
Oakland at Green Bay	12:00
San Francisco at Jacksonville	4:15
Pittsburgh at Cleveland	(ESPN) 8:20

Monday, September 13

Miami at Denver.....(ABC) 7:00

WEEK TWO CBS-TV National Weekend

(Open Date: St. Louis)

Sunday, September 19

Arizona at Miami	1:00
Cleveland at Tennessee	3:15
Denver at Kansas City	3:15
Green Bay at Detroit	1:00
Indianapolis at New England	1:00
Jacksonville at Carolina	1:00
New Orleans at San Francisco	1:05
Oakland at Minnesota	12:00
Pittsburgh at Baltimore	1:00
San Diego at Cincinnati	1:00
Seattle at Chicago	12:00
Tampa Bay at Philadelphia	1:00
Washington at New York Jets	1:00
New York Jets at Buffalo	(ESPN) 8:20

Monday, September 20

Atlanta at Dallas.....(ABC) 8:00

WEEK THREE FOX-TV National Weekend

(Open Dates: Dallas, Miami, New Orleans)

Sunday, September 26

Atlanta at St. Louis	12:00
Chicago at Oakland	1:15
Cincinnati at Carolina	1:00
Cleveland at Baltimore	1:00
Denver at Tampa Bay	1:00
Detroit at Kansas City	12:00
Indianapolis at San Diego	1:05
Minnesota at Green Bay	3:15
Philadelphia at Buffalo	1:00
Seattle at Pittsburgh	1:00
Tennessee at Jacksonville	4:05
Washington at New York Jets	1:00
New York Giants at New England	(ESPN) 8:20

Monday, September 27

San Francisco at Arizona.....(ABC) 6:00

WEEK FOUR CBS-TV National Weekend

(Open Dates: Detroit, Green Bay, Indianapolis)

Sunday, October 3

Arizona at Dallas	12:00
Baltimore at Atlanta	1:00
Carolina at Washington	4:05
Jacksonville at Pittsburgh	1:00

Kansas City at San Diego	1:15
New England at Cleveland	1:00
New Orleans at Chicago	12:00
New York Jets at Denver	2:15
Philadelphia at New York Giants	1:00
St. Louis at Cincinnati	1:00
Tampa Bay at Minnesota	12:00
Tennessee at San Francisco	1:15
Oakland at Seattle	(ESPN) 5:20

Monday, October 4

Buffalo at Miami.....(ABC) 9:00

WEEK FIVE CBS-TV National Weekend

(Open Dates: Carolina, Seattle, Washington)

Sunday, October 10

Atlanta at New Orleans	12:00
Baltimore at Tennessee	3:15
Chicago at Minnesota	12:00
Cincinnati at Cleveland	1:00
Dallas at Philadelphia	1:00
Denver at Oakland	1:15
Miami at Indianapolis	3:15
New England at Kansas City	12:00
New York Giants at Arizona	1:05
Pittsburgh at Buffalo	1:00
San Diego at Detroit	1:00
San Francisco at St. Louis	12:00
Tampa Bay at Green Bay	(ESPN) 7:20

Monday, October 11

Jacksonville at New York Jets.....(ABC) 9:00

WEEK SIX FOX-TV National Weekend

(Open Dates: Baltimore, Kansas City, Tampa Bay)

Sunday, October 17

Carolina at San Francisco	1:15
Cleveland at Jacksonville	1:00
Green Bay at Denver	2:15
Indianapolis at New York Jets	1:00
Miami at New England	1:00
Minnesota at Detroit	1:00
Oakland at Buffalo	1:00
Philadelphia at Chicago	12:00
Pittsburgh at Cincinnati	1:00
St. Louis at Atlanta	1:00
Seattle at San Diego	1:05
Tennessee at New Orleans	12:00
Washington at Arizona	(ESPN) 5:20

Monday, October 18

Dallas at New York Giants.....(ABC) 9:00

WEEK SEVEN CBS-TV National Weekend

(Open Dates: Arizona, Jacksonville, Tennessee)

Thursday, October 21

Kansas City at Baltimore.....(ESPN) 8:20

Sunday, October 24

Buffalo at Seattle	1:15
Chicago at Tampa Bay	1:00
Cincinnati at Indianapolis	12:00
Cleveland at St. Louis	12:00
Denver at New England	1:00
Detroit at Carolina	1:00
Green Bay at San Diego	1:05
New Orleans at New York Jets	1:00
New York Jets at Oakland	1:15
Philadelphia at Miami	1:00

San Francisco at Minnesota	12:00
Washington at Dallas	12:00

Monday, October 25

Atlanta at Pittsburgh.....(ABC) 9:00

WEEK EIGHT FOX-TV National Weekend

(Open Dates: New York Jets, Pittsburgh, San Francisco)

Sunday, October 31

Buffalo at Baltimore	1:00
Carolina at Atlanta	1:00
Chicago at Washington	1:00
Cleveland at New Orleans	12:00
Dallas at Indianapolis	1:00
Jacksonville at Cincinnati	1:00
Miami at Oakland	1:05
Minnesota at Denver	2:15
New England at Arizona	2:05
New York Giants at Philadelphia	1:00
St. Louis at Tennessee	12:00
San Diego at Kansas City	12:00
Tampa Bay at Detroit	(ESPN) 8:20

Monday, November 1

Seattle at Green Bay.....(ABC) 8:00

WEEK NINE CBS-TV National Weekend

(Open Dates: New England, New York Jets, Oakland)

Sunday, November 7

Arizona at New York Jets	1:00
Baltimore at Cleveland	1:00
Buffalo at Washington	1:00
Chicago at Green Bay	12:00
Cincinnati at Seattle	1:15
Denver at San Diego	1:15
Jacksonville at Atlanta	1:00
Kansas City at Indianapolis	1:00
Philadelphia at Carolina	1:00
Pittsburgh at San Francisco	1:15
St. Louis at Detroit	1:00
Tampa at New Orleans	3:05
Tennessee at Miami	(ESPN) 8:20

Monday, November 8

Dallas at Minnesota.....(ABC) 8:00

WEEK TEN

FOX-TV National Weekend

(Open Date: Atlanta)

Sunday, November 14

Baltimore at Jacksonville	4:05
Carolina at St. Louis	12:00
Cleveland at Pittsburgh	1:00
Detroit at Arizona	2:15
Green Bay at Dallas	3:15
Indianapolis at New York Jets	1:00
Kansas City at Tampa Bay	1:00
Miami at Buffalo	1:00
Minnesota at Chicago	12:00
San Diego at Oakland	1:05
San Francisco at New Orleans	12:00
Tennessee at Cincinnati	1:00
Washington at Philadelphia	1:00
Denver at Seattle	(ESPN) 5:20

Monday, November 15

New York Jets at New England.....(ABC) 9:00

WEEK ELEVEN

FOX-TV National Weekend

(Open Date: Minnesota)

Sunday, November 21

Atlanta at Tampa Bay	1:00
Baltimore at Cincinnati	4:05
Buffalo at New York Jets	1:00
Carolina at Cleveland	1:00

Chicago at San Diego	1:15
Dallas at Arizona	2:15
Detroit at Green Bay	12:00
Indianapolis at Philadelphia	1:00
New England at Miami	1:00
New York Giants at Washington	4:15
Pittsburgh at Tennessee	12:00
St. Louis at San Francisco	1:15
Seattle at Kansas City	12:00
New Orleans at Jacksonville	(ESPN) 8:20

Monday, November 22

Oakland at Denver.....(ABC) 7:00

WEEK TWELVE CBS-TV National Weekend

(Open Date: Denver)

Thursday, November 25

Chicago at Detroit	(FOX) 12:40
Miami at Dallas	(CBS) 3:05

Sunday, November 28

Arizona at New York Jets	1:00
Cincinnati at Pittsburgh	1:00
Jacksonville at Baltimore	1:00
Kansas City at Oakland	1:00
New England at Buffalo	1:15
New Orleans at St. Louis	12:00
New York Jets at Indianapolis	4:15
Philadelphia at Washington	1:00
San Diego at Minnesota	12:00
Tampa Bay at Seattle	1:05
Tennessee at Cleveland	1:00
Atlanta at Carolina	(ESPN) 8:20

Monday, November 29

Green Bay at San Francisco.....(ABC) 6:00

WEEK THIRTEEN CBS-TV National Weekend

(Open Date: Buffalo)

Thursday, December 2

Pittsburgh at Jacksonville.....8:20

Sunday, December 5

Cleveland at San Diego	1:15
Green Bay at Chicago	12:00
Indianapolis at Miami	1:00
Kansas City at Denver	2:15
New Orleans at Atlanta	1:00
New York Jets at New York Jets	1:00
Philadelphia at Arizona	2:05
St. Louis at Carolina	1:00
San Francisco at Cincinnati	1:00
Seattle at Oakland	1:15
Tennessee at Baltimore	1:00
Washington at Detroit	1:00
Dallas at New England	(ESPN) 8:20

Monday, December 6

Minnesota at Tampa Bay.....(ABC) 5:20

WEEK FOURTEEN FOX-TV National Weekend

(Open Date: Chicago)

Thursday, December 9

Oakland at Tennessee.....(ESPN) 7:20

Sunday, December 12

Arizona at Washington	1:00
Atlanta at San Francisco	1:15
Baltimore at Pittsburgh	1:00
Carolina at Green Bay	12:00
Cleveland at Cincinnati	1:00
Detroit at Tampa Bay	1:00
Miami at New York Jets	4:05
New England at Indianapolis	1:00
New York Jets at Buffalo	1:00

1999 NFL PRESEASON SCHEDULE

(All Times Local, except American Bowl, which is ET)

HALL OF FAME WEEKEND

Saturday, August 7	
Indianapolis at Chicago.....	7 p.m.
Oakland at St. Louis.....	7 p.m.
Denver vs. San Diego.....	(FOX) 9 p.m.
<i>(American Bowl '99 at Sydney, Australia)</i>	

Monday, August 9	
Cleveland vs. Dallas.....	(ABC) 8 p.m.
<i>(AFC-NFC Hall of Fame Game at Canton, Ohio)</i>	

FIRST WEEK

Thursday, August 12	
San Diego at San Francisco.....	5 p.m.
Baltimore at Philadelphia.....	8 p.m.

Friday, August 13	
Detroit at Atlanta.....	7:30 p.m.
Carolina at Jacksonville.....	7:30 p.m.
Chicago at Pittsburgh.....	7:30 p.m.
New York Giants at Minnesota.....	(ESPN) 7 p.m.
Washington at New England.....	7:30 p.m.
New Orleans at Miami.....	7:30 p.m.

Saturday, August 14	
Cleveland at Tampa Bay.....	8 p.m.
Buffalo at Seattle.....	6 p.m.
New York Jets at Green Bay.....	(CBS) 7 p.m.
Arizona at Denver.....	7 p.m.
Cincinnati at Indianapolis.....	7 p.m.

Sunday, August 15	
Dallas at Oakland.....	1 p.m.
Tennessee at Kansas City.....	7:30 p.m.

SECOND WEEK

Thursday, August 19	
Seattle at San Francisco.....	(ESPN) 5 p.m.

Friday, August 20	
Pittsburgh at Carolina.....	8 p.m.
Tennessee at Arizona.....	7 p.m.
Cincinnati at Detroit.....	7 p.m.
Philadelphia at New York Jets.....	7:30 p.m.
Buffalo at Washington.....	8 p.m.

Saturday, August 21	
Baltimore at Atlanta.....	7:30 p.m.
Indianapolis at New Orleans.....	7 p.m.
Jacksonville at New York Giants.....	7 p.m.
Tampa Bay at Kansas City.....	7:30 p.m.
St. Louis at Chicago.....	7 p.m.
Dallas at New England.....	(ESPN) 8 p.m.
Minnesota at Cleveland.....	7 p.m.
Miami at San Diego.....	8 p.m.

Monday, August 23	
Denver vs. Green Bay (at Madison, Wisc.) ..	(ABC) 7 p.m.

THIRD WEEK

Thursday, August 26	
Kansas City at Jacksonville.....	(CBS) 8 p.m.
Philadelphia at Minnesota.....	7 p.m.

Friday, August 27	
Atlanta at Tennessee.....	(ESPN) 7 p.m.

Saturday, August 28	
Green Bay at New Orleans.....	7 p.m.
Carolina at Baltimore.....	7:30 p.m.

Arizona at Seattle.....	7 p.m.
Chicago at Cleveland.....	8 p.m.
New England at Tampa Bay.....	8 p.m.
Detroit at Miami.....	7 p.m.
Buffalo at Cincinnati.....	7:30 p.m.
Washington at Pittsburgh.....	7:30 p.m.
New York Jets at New York Giants.....	8 p.m.
San Diego at St. Louis.....	7 p.m.

Sunday, August 29	
Denver at Dallas.....	(FOX) 7 p.m.

Monday, August 30	
San Francisco at Oakland.....	(ABC) 5 p.m.

FOURTH WEEK

Thursday, September 2	
New Orleans at Tennessee.....	7 p.m.
New England at Carolina.....	8 p.m.
Miami at Green Bay.....	7 p.m.
Seattle at Indianapolis.....	7 p.m.
St. Louis at Detroit.....	7 p.m.
Jacksonville at Dallas.....	8 p.m.
Cleveland at Philadelphia.....	7:30 p.m.

Friday, September 3	
Kansas City at San Diego.....	8 p.m.
San Francisco at Denver.....	7 p.m.
Tampa Bay at Washington.....	8 p.m.
Atlanta at Cincinnati.....	7:30 p.m.
Minnesota at New York Jets.....	7:30 p.m.
Oakland at Arizona.....	7 p.m.
New York Giants at Baltimore.....	12 p.m.

Saturday, September 4	
Pittsburgh at Buffalo.....	7:30 p.m.

POSTSEASON

Saturday, Jan. 8	
AFC and NFC Wild Card Playoffs (ABC)	

Sunday, Jan. 9	
AFC and NFC Wild Card Playoffs (CBS and FOX)	

Saturday, Jan. 15	
AFC and NFC Divisional Playoffs (CBS and FOX)	

Sunday, Jan. 16	
AFC and NFC Divisional Playoffs (CBS and FOX)	

Sunday, Jan. 23	
AFC and NFC Championship Games (CBS and FOX)	

Sunday, Jan. 30	
Super Bowl XXXIV at the Georgia Dome in Atlanta (ABC)	

Sunday, Feb. 6	
AFC-NFC Pro Bowl at Honolulu, Hawaii (ABC)	

1999 AFC-NFC INTERCONF. GAMES

WEEK ONE — SEPT. 12

Baltimore at St. Louis.....	12:00
Detroit at Seattle.....	1:15
Kansas City at Chicago.....	12:00
Oakland at Green Bay.....	12:00
San Francisco at Jacksonville.....	4:15

WEEK TWO — SEPT. 19

Arizona at Miami.....	1:00
Jacksonville at Carolina.....	1:00
Oakland at Minnesota.....	12:00
Seattle at Chicago.....	12:00

WEEK THREE — SEPT. 26

Chicago at Oakland.....	1:15
Cincinnati at Carolina.....	1:00
Denver at Tampa Bay.....	1:00
Detroit at Kansas City.....	12:00
Philadelphia at Buffalo.....	1:00
Washington at New York Jets.....	1:00
New York Giants at New England.....	(ESPN) 8:20

WEEK FOUR — OCT. 3

Baltimore at Atlanta.....	1:00
St. Louis at Cincinnati.....	1:00
Tennessee at San Francisco.....	1:15

WEEK FIVE — OCT. 10

San Diego at Detroit.....	1:00
---------------------------	------

WEEK SIX — OCT. 17

Green Bay at Denver.....	2:15
Tennessee at New Orleans.....	12:00

WEEK SEVEN — OCT. 24

Cleveland at St. Louis.....	12:00
Green Bay at San Diego.....	1:05
Philadelphia at Miami.....	1:00
Atlanta at Pittsburgh (Mon., 10/25).....	(ABC) 9:00

WEEK EIGHT — OCT. 31

Cleveland at New Orleans.....	12:00
Dallas at Indianapolis.....	1:00
Minnesota at Denver.....	2:15
New England at Arizona.....	2:05
St. Louis at Tennessee.....	12:00
Seattle at Green Bay (Mon., 11/1).....	(ABC) 8:00

WEEK NINE — NOV. 7

Arizona at New York Jets.....	1:00
Buffalo at Washington.....	1:00
Jacksonville at Atlanta.....	1:00
Pittsburgh at San Francisco.....	1:15

WEEK TEN — NOV. 14

Indianapolis at New York Giants.....	1:00
Kansas City at Tampa Bay.....	1:00

WEEK ELEVEN — NOV. 21

Carolina at Cleveland.....	1:00
Chicago at San Diego.....	1:15
Indianapolis at Philadelphia.....	1:00
New Orleans at Jacksonville.....	(ESPN) 8:20

WEEK TWELVE — NOV. 28

Miami at Dallas (Thur., 11/25).....	(CBS) 3:05
San Diego at Minnesota.....	12:00
Tampa Bay at Seattle.....	1:05

WEEK THIRTEEN — DEC. 5

New York Jets at New York Giants.....	1:00
San Francisco at Cincinnati.....	1:00
Dallas at New England.....	(ESPN) 8:20

WEEK FOURTEEN — DEC. 12

New York Giants at Buffalo.....	1:00
Minnesota at Kansas City.....	(ESPN) 7:20

WEEK FIFTEEN — DEC. 19

Atlanta at Tennessee.....	12:00
New England at Philadelphia.....	1:00
New Orleans at Baltimore.....	1:00
Tampa Bay at Oakland.....	1:05
Washington at Indianapolis.....	1:00
Buffalo at Arizona.....	(ESPN) 6:20

WEEK SIXTEEN — DEC. 26

Denver at Detroit (Sat., 12/25).....	(CBS) 4:15
Carolina at Pittsburgh.....	1:00

WEEK SEVENTEEN — JAN. 2

Miami at Washington.....	4:15
--------------------------	------

1999 NATIONAL TELEVISION GAMES

REGULAR SEASON

Sunday, Sep. 12	Minnesota at Atlanta (day, FOX)
Monday, Sep. 13	Pittsburgh at Cleveland (night, ESPN)
Sunday, Sep. 19	Miami at Denver (night, ABC)
Monday, Sep. 20	Denver at Kansas City (day, CBS)
Sunday, Sep. 26	New York Jets at Buffalo (night, ESPN)
Monday, Sep. 27	Atlanta at Dallas (night, ABC)
Sunday, Oct. 3	Minnesota at Green Bay (day, FOX)
Monday, Oct. 4	New York Giants at New England (night, ESPN)
Sunday, Oct. 10	San Francisco at Arizona (night, ABC)
Monday, Oct. 11	New York Jets at Denver (day, CBS)
Sunday, Oct. 17	Oakland at Seattle (night, ESPN)
Monday, Oct. 18	Buffalo at Miami (night, ABC)
Thursday, Oct. 21	Denver at Oakland (day, CBS)
Sunday, Oct. 24	Tampa Bay at Green Bay (night, ESPN)
Monday, Oct. 25	Jacksonville at New York Jets (night, ABC)
Sunday, Oct. 31	Green Bay at Denver (day, FOX)
Monday, Nov. 1	Washington at Arizona (night, ESPN)
Sunday, Nov. 7	Dallas at New York Giants (night, ABC)
Monday, Nov. 8	Kansas City at Baltimore (night, ESPN)
Sunday, Nov. 14	New York Jets at Oakland (day, CBS)
Monday, Nov. 15	Atlanta at Pittsburgh (night, ABC)
Sunday, Nov. 21	Minnesota at Denver (day, FOX)
Monday, Nov. 22	Tampa Bay at Detroit (night, ESPN)
Thursday, Nov. 25	Seattle at Green Bay (night, ABC)
Sunday, Nov. 28	Pittsburgh at San Francisco (day, CBS)
Monday, Nov. 29	Tennessee at Miami (night, ESPN)
Thursday, Dec. 2	Dallas at Minnesota (night, ABC)
Sunday, Dec. 5	Green Bay at Dallas (day, FOX)
Monday, Dec. 6	Denver at Seattle (night, ESPN)
Thursday, Dec. 9	New York Jets at New England (night, ABC)
Sunday, Dec. 12	Dallas at Arizona (day, FOX)
Monday, Dec. 13	New Orleans at Jacksonville (night, ESPN)
Saturday, Dec. 18	Oakland at Denver (night, ABC)
Sunday, Dec. 19	Chicago at Detroit (day, FOX)
Monday, Dec. 20	Miami at Dallas (day, CBS)
Friday, Dec. 24	Kansas City at Oakland (day, CBS)
Saturday, Dec. 25	Atlanta at Carolina (night, ESPN)
Sunday, Dec. 26	Green Bay at San Francisco (night, ABC)
Monday, Dec. 27	Pittsburgh at Jacksonville (night, ESPN)
Sunday, Jan. 2	Kansas City at Denver (day, CBS)
Monday, Jan. 3	Dallas at New England (night, ESPN)
	Minnesota at Tampa Bay (night, ABC)
	Oakland at Tennessee (night, ESPN)
	Atlanta at San Francisco (day, FOX)
	Minnesota at Kansas City (night, ESPN)
	Denver at Jacksonville (night, ABC)
	Pittsburgh at Kansas City (day, CBS)
	San Francisco at Carolina (day, FOX)
	New York Jets at Dallas (day, CBS)
	Buffalo at Arizona (night, ESPN)
	Green Bay at Minnesota (night, ABC)
	Dallas at New Orleans (day, FOX)
	Denver at Detroit (day, CBS)
	Green Bay at Tampa Bay (day, FOX)
	Washington at San Francisco (night, ESPN)
	New York Jets at Miami (night, ABC)
	San Diego at Denver (day, CBS)
	San Francisco at Atlanta (night, ABC)

POSTSEASON

Saturday, Jan. 9	AFC and NFC Wild Card Playoffs (ABC)
Sunday, Jan. 9	AFC and NFC Wild Card Playoffs (CBS and FOX)
Saturday, Jan. 15	AFC and NFC Divisional Playoffs (CBS and FOX)
Sunday, Jan. 16	AFC and NFC Divisional Playoffs (CBS and FOX)
Sunday, Jan. 23	AFC and NFC Championship Games (CBS and FOX)
Sunday, Jan. 30	Super Bowl XXXIII at Pro Player Stadium in Miami (FOX)
Sunday, Feb. 6	AFC-NFC Pro Bowl at Honolulu, Hawaii (ABC)

1999 PRIME TIME TELEVISION GAMES

(All times local; Sunday on ESPN, Monday on ABC; also on CBS radio)

Sunday, Sept. 6	Oakland at Kansas City (ESPN)	7:20
Sunday, Sept. 12	Pittsburgh at Cleveland (ESPN)	8:20
Monday, Sept. 13	Miami at Denver (ABC)	9:00
Sunday, Sept. 19	New York Jets at Buffalo (ESPN)	8:20
Monday, Sept. 20	Atlanta at Dallas (ABC)	9:00
Sunday, Sept. 26	New York Giants at New England (ESPN)	8:20
Monday, Sept. 27	San Francisco at Arizona (ABC)	9:00p
Sunday, Oct. 3	Oakland at Seattle (ESPN)	8:20
Monday, Oct. 4	Buffalo at Miami (ABC)	9:00
Sunday, Oct. 10	Tampa Bay at Green Bay (ESPN)	8:20
Monday, Oct. 11	Jacksonville at New York Jets (ABC)	9:00
Sunday, Oct. 17	Washington at Arizona (ESPN)	8:20
Monday, Oct. 18	Dallas at New York Giants (ABC)	9:00
Thursday, Oct. 21	Kansas City at Baltimore (ESPN)	8:20
Monday, Oct. 25	Atlanta at Pittsburgh (ABC)	9:00
Sunday, Oct. 31	Tampa Bay at Detroit (ESPN)	8:20p
Monday, Nov. 1	Seattle at Green Bay (ABC)	9:00
Sunday, Nov. 7	Tennessee at Miami (ESPN)	8:20
Monday, Nov. 8	Dallas at Minnesota (ABC)	9:00
Sunday, Nov. 14	Denver at Seattle (ESPN)	8:20
Monday, Nov. 15	New York Jets at New England (ABC)	9:00
Sunday, Nov. 21	New Orleans at Jacksonville (ESPN)	8:20
Monday, Nov. 22	Oakland at Denver (ABC)	9:00
Sunday, Nov. 28	Atlanta at Carolina (ESPN)	8:20
Monday, Nov. 29	Green Bay at San Francisco (ABC)	9:00
Thursday, Dec. 2	Pittsburgh at Jacksonville (ESPN)	8:20
Sunday, Dec. 5	Dallas at New England (ESPN)	8:20
Monday, Dec. 6	Minnesota at Tampa Bay (ABC)	9:00
Thursday, Dec. 9	Oakland at Tennessee (ESPN)	8:20
Sunday, Dec. 12	Minnesota at Kansas City (ESPN)	8:20
Monday, Dec. 13	Denver at Jacksonville (ABC)	9:00
Sunday, Dec. 19	Buffalo at Arizona (ESPN)	8:20
Monday, Dec. 20	Green Bay at Minnesota (ABC)	9:00
Sunday, Dec. 26	Washington at San Francisco (ESPN)	8:20
Monday, Dec. 27	New York Jets at Miami (ABC)	9:00
Monday, Jan. 3	San Francisco at Atlanta (ABC)	9:00



NEW STADIUM

On Tuesday, Nov. 3, 1998, voters in the six-county area that comprises Metro Denver approved a plan to construct a new football stadium in Denver. Construction was to begin on the 76,125-seat stadium in 1999, with the facility scheduled to open in time for the 2001 NFL season.

The Broncos' new home will be located in the vicinity of Mile High Stadium, just west of Interstate-25 in an area that has comprised the south and west parking lots of Mile High Stadium and McNichols Arena.

The cost of the new stadium will be borne by Broncos President and Chief Executive Officer Pat Bowlen, and by tax-payers through a penny-per-\$10 sales tax on retail goods.

The site where Mile High Stadium currently stands — which will border the new stadium to the northwest — will feature grass, trees and landscaped parking lots. The new facility will be highlighted by an emphasis on state-of-the-art technology, while maintaining the traditional aspects of Mile Stadium that have given the Broncos a decided home-field advantage over the years. Those features include the close proximity of the seats to the field, as well as steel treads and risers that could be used to create the same deafening roar that has characterized Mile High Stadium.

STADIUM MANAGEMENT CORPORATION



Pat Bowlen
Managing Member



Joe Ellis
Vice President of
Business Operations



Allen Fears
Chief Financial Officer



Lorraine Spargo
Director of Premium
Seat Sales



THE DENVER BRONCOS OFFICIAL WEB SITE
IS YOUR PLACE FOR ALL THE LATEST
BRONCOS INFORMATION!!

Press Releases

Complete Player Bios Updated Weekly
Throughout the Season

Denver Broncos Charities Fund and
Community Relations Programs

Team Events Calendar

Press Conference Audio Clips

Live In-Game Statistical Updates

And More!!

WWW.DENVERBRONCOS.COM